

On the flora of asynchronous locally non-monotonic Boolean automata networks

Aurore Alcolei*, Kévin Perrot†, Sylvain Sené‡

Université d'Aix-Marseille, CNRS, LIF UMR7279, 13288 Marseille, France

Abstract

Boolean automata networks (BANs) are a well established model for biological regulation systems such as neural networks or genetic networks. Studies on the dynamics of BANs, whether it is synchronous or asynchronous, have mainly focused on monotonic networks, where fundamental questions on the links relating their static and dynamical properties have been raised and addressed. This paper explores analogous questions on asynchronous non-monotonic networks, \oplus -BANs (xor-BANs), that are BANs where all the local transition functions are \oplus -functions. Using algorithmic tools, we give a general characterisation of the asynchronous transition graphs for most of the cactus \oplus -BANs and strongly connected \oplus -BANs. As an illustration of the results, we provide a complete description of the asynchronous dynamics of two particular classes of \oplus -BAN, namely \oplus -Flowers and \oplus -Cycle Chains. This work also leads to new bisimulation equivalences specific to \oplus -BANs.

Keywords: Interaction networks, Boolean automata networks, non-monotonicity, asynchronous dynamics.

1 Introduction

Boolean automata networks (BANs) are discrete interaction networks that are now well established models for biological regulation systems such as neural networks [8, 9, 12] or gene regulation networks [11, 23]. To this extent, locally monotonic BANs have been well studied, both on the applied side [7, 15] and on the theoretical side [10, 14, 17, 19, 20]. However, recent works have brought new interests in local non monotonicity. On the biological side, it has been shown that, sometimes, gene regulations imply more complex behaviours than what is usually assumed, as this is for example the

*aurore.alcolei@ens-lyon.fr

†kevin.perrot@lif.univ-mrs.fr

‡sylvain.sene@lif.univ-mrs.fr

case when one also takes in account the effect of their byproducts [22]. In this case, local non monotonicity may be required for modelling, in particular because this allows to express sensitivity to the environment. On the theoretical side, it has been noticed that local non-monotonicity is often involved when it comes to singular behaviours in BANs. For example, in [16, 19], it has been shown that the smallest network that is not robust to the addition of synchronism (*i.e.* allowing some automata to update simultaneously) is a locally non-monotonic BAN. Also, the authors have underlined some very interesting relations between synchronism sensitivity and local non-monotonicity by showing that the small monotonic BANs deeply sensitive to the addition of synchronism are linear encodings of locally non-monotonic ones.

In the lines of [18], the present study is a further step towards a better understanding of locally non-monotonic BANs. This paper has to be apprehended as a theoretical contribution where the main matters are to consolidate the knowledge on the model of BANs *per se*, which remains necessary according to us to expect progresses in applications in the future. Biological considerations are thus voluntarily left aside in this article. Indeed, the latter focuses on fundamental properties of \oplus -BANs, that is, BANs in which the state of an automaton i is updated by xoring the state value (or the negated state value) of the incoming neighbours of i . In other words, in these BANs, every local transition function is of the form $f_i = \bigoplus_{j \in N^+(i)} \sigma(x_j)$ where $\sigma \in \{id, neg\}$ and $N^+(i)$ denotes the set of incoming neighbours of i [19].

Following a constructive approach, we first looked at some particular BAN structures that combine cycles, such as the double-cycle graphs [2, 13], the flower-graphs [3] and the cycle chains. All these BANs belong to the family of cactus BANs since any two simple cycles in their structure have at most one automaton in common. What is particularly relevant is that some of the specific results we got for each of these BANs can in fact be generalised to a wide set of \oplus -BANs: the strongly connected \oplus -BANs with an induced double cycle of size greater than 3.

A specification of these BANs is given in Section 2. This section also introduces all the definitions and notations that will be used in the sequel. Section 3 is dedicated to the presentation and proofs of the general results obtained about the asynchronous dynamics of strongly connected \oplus -BANs with an induced double cycle of size greater than 3. Similarly to what is done in [13], these results are based on an algorithmic description of the asynchronous transition graph of these BANs. We conclude this paper in Section 4 with a full characterisation of two types of \oplus -BANs, the \oplus -flower BANs and the \oplus -cycle chain BANs, which illustrates the results of Section 3 and provides new bisimulation results specific to \oplus -BANs. In the following, proofs are often omitted or shortened in order not to burden the reading (their full version are nevertheless given in the appendix).

2 Definitions and notations

Static definition of a BAN A *BAN* is defined by means of a set of Boolean automata that interact with each other. The *size* of a network corresponds to the number of automata in it. For a network \mathcal{N} of size n we denote $V = \{1, \dots, n\}$ the corresponding set of automata.

A *Boolean automaton* i is an automaton whose state has a Boolean value $x_i \in \mathbb{B} = \{0, 1\}$. The Boolean vector $x = (x_i)_{i=1}^n$ that gathers together the states of all automata in the network is called a *configuration* of \mathcal{N} . We will shorten by \bar{x}^i the configuration x where the state of the i^{th} automaton is negated and similarly, for any subset I of V , \bar{x}^I will denote the configuration x where the states of the automata in I are negated.

The state of an automaton can be *updated* according to its *local transition function* $f_i : \mathbb{B}^n \rightarrow \mathbb{B}$. This local function characterises how the automaton may react in a given configuration: just after being updated, the state of i has value $f_i(x)$ where x is the configuration of the network before the update. We say that i is *stable* in x if $f_i(x) = x_i$. It is *unstable* otherwise. Hence a network \mathcal{N} is completely defined as its set of local transition functions $\mathcal{N} = \{f_i\}_{i=1}^n$.

An automaton i is said to be an *influencer* of an automaton j if there exists a configuration x such that $f_j(x) \neq f_j(\bar{x}^i)$. In this case j is said to be *influenced by* i . We denote by I_j the set of influencers of j .

In a BAN, a *path* $\pi = i_0 i_1 \dots i_k$ of *length* k is a sequence of distinct automata such that for all $1 \leq j \leq k$, $i_{j-1} \in I_j$. A BAN is *strongly connected* if there is a path between every two automata. A *nude path* is a particular path such that for all $1 \leq j \leq k$, i_{j-1} is the unique influencer of i_j ($I_j = \{i_{j-1}\}$), *i.e.* $f_j(x) = x_{j-1}$ or $f_j(x) = \bar{x}_{j-1}$. We define the *sign* of a nude path as the parity of the number of local functions of the form $f_i(x) = \bar{x}_{i-1}$ that compose it, *i.e.* $sign(\pi) = \left(\sum_{j=1}^n \mathbf{1}_{f_j(x) = \bar{x}_{j-1}} \right) \bmod 2$. A nude path is *maximal* if any extension of it is not a nude path. We will denote by π_i the maximal nude path that ends in automaton i . Paths and nude paths get their name from the graphical representation that is often associated to BANs as we will see next.

To get a sense of what a network looks like, it is common to give a graphical representation of it. To every local functions f_i , one can associate a Boolean formula \mathcal{F}_i over the variables x_i . The literal associated to the k^{th} occurrence of the variable x_i is denoted by $\sigma_k(x_i)$ where σ_k is the sign of the literal. Then the *interaction graph* of \mathcal{N} according to these formulas is the signed directed graph $G = (V, A)$, where $V = \{1, \dots, n\}$ is the set of nodes of G with one entry points per literal in \mathcal{F}_i , and A is the set of arcs defined by $(i, j, \sigma_k) \in A$ if the k^{th} occurrence of the variable x_i in \mathcal{F}_j has sign σ_k (see Figure 1 (a)).

As we focus on \oplus -BANs, all formula \mathcal{F}_i involving more than one automa-

ton will be written in Reed-Muller canonical form, that is $\mathcal{F}_i = \bigoplus_{j \in I_i} \sigma_j(x_j)$. The *type* of a BAN will refer to the underlying structure of its interaction graph (modulo the sign of the literals and a renaming of the automata). A type of BANs can be described by a family of graphs, and we will say that two BANs are of the same *type* if their interaction graphs are isomorphic (we ignore the labels).

The simplest interaction structure that allows for complex behaviour is the cycle structure [21]. A *Boolean automata cycle* (BAC) \mathcal{C} of size n is a BAN defined as a set of local functions $\{f_i\}_{i=1}^n$ such that $f_i(x) = x_{((i-1) \bmod n)}$ or $f_i(x) = \overline{x_{((i-1) \bmod n)}}$ for all $i \in \{1, \dots, n\}$. Abusing notation we will often express f_i via its formula representation $\mathcal{F}_i = \sigma_i(x_{pred(i)})$ where $pred(i) = (i - 1 \bmod n)$ is the only influencer of i in \mathcal{C} and σ_i is its sign (either the identity or the negation function).

In the following, the majority of the networks or patterns we discuss are made of cycles that intersect each other. If an automaton i is the intersection of ℓ distinct cycles, then its local transition function will be $f_i(x) = \bigoplus_{j=1}^{\ell} \sigma_j(pred_j(i))$ where $pred_j(i)$ represents the predecessor of i in each of the incident cycles.

If a BAN is described in terms of intersections of m simple cycles, $\mathcal{C}_1, \dots, \mathcal{C}_m$, we will often represent its size by a vector of natural numbers $n = (n_1, \dots, n_m)$, where n_k is the size of the k^{th} cycle. We will also use this vector representation to describe the configurations of the BAN: $x = (x^1, \dots, x^m) \in \mathbb{B}^{n_1} \times \dots \times \mathbb{B}^{n_m}$ will represent the configuration where each cycle \mathcal{C}_k is in configuration $x^k \in \mathbb{B}^{n_k}$. By extension x_j^k will denote the state of automaton i_j^k which is the j^{th} automaton of cycle \mathcal{C}_k .

As one can expect, a strongly connected \oplus -BAN is a \oplus -BAN whose interaction graph is strongly connected. Hence the type of these BANs can always be described as a set of simple cycles and intersection automata. Strongly connected *cactus* BANs are special strongly connected BANs where any two simple cycles intersect each other at most once [4]. The simplest example of BANs of this form are the \oplus -*Boolean automata double-cycles* (\oplus -BADCs). These \oplus -BANs are described by two cycles $\mathcal{C}_1, \mathcal{C}_2$ that intersect at a unique automaton $o = i_1^1 = i_1^2$. The \oplus -BAN depicted in Figure 1 (a) is in fact a \oplus -BADC of size $(2, 1) = 2 + 1 - 1 = 2$.

Asynchronous dynamics of a BAN As previously mentioned, the configuration of a network may change in time along with the local updates that are happening. A local update is formally described by a subset W of V which contains the automata to be updated at a time. We say that W is *asynchronous* if it has cardinality 1, that is, $W = \{i\}$ for some $i \in V$.

An update W makes the system move from a configuration x to a configuration x' where $x'_i = f_i(x)$ if $i \in W$, and $x'_i = x_i$ otherwise. This defines a global function $F_W : \mathbb{B}^n \rightarrow \mathbb{B}^n$ over the set of configurations.

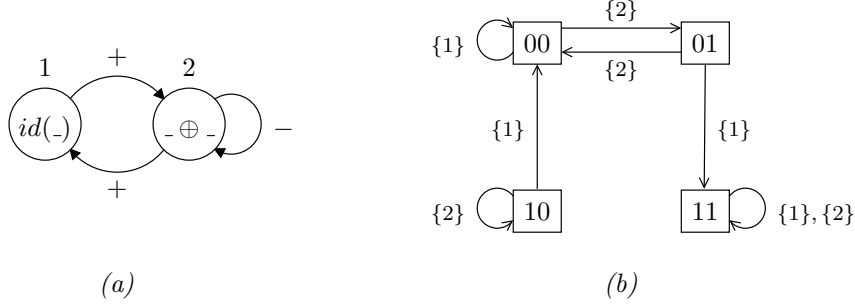


Figure 1: (a) The interaction graph of BAN $\{f_1(x) = x_2, f_2(x) = x_1 \oplus \overline{x_2}\}$ and (b) its asynchronous transition graph.

A network evolves according to a particular *mode* $M \subseteq \mathcal{P}(V)$ if all its moves are due to updates from M . The *asynchronous mode* of a BAN of size n is then defined by the set $A = \{\{i\}\}_{i=1}^n$ of asynchronous updates, it is non-deterministic. Note that our definition of update mode is not fully general [17] but sufficient for the scope of this paper.

We say that a configuration x' is *reachable* from a configuration x (in a mode M) if there exists a finite sequence of updates $(W_t)_{t=1}^s$ (in M) such that $F_{W_1} \circ \dots \circ F_{W_s}(x) = x'$. Then, a configuration is *unreachable* (in M) if it cannot be reached from any other configuration but itself (in M). Finally a *fixed point* (of M) is a configuration x such that $F_W(x) = x$ for every update W (in M).

The study of the dynamics of a network under a particular update mode aims at making predictions, *i.e.* given an initial configuration x , we want to tell what are the possible sets of configurations in which the network can end asymptotically. These sets are called *attractors* of the network and the set of configurations from which they can be reached are their *attraction basins*. Notice that a fixed point is an attractor of size 1.

The dynamics of a network \mathcal{N} according to an update mode M can be modelled by a labelled directed graph $G_{\mathcal{N}}^M = (\mathbb{B}^n, \bigcup_{W \in M} F_W)$, called the *M-transition graph* of \mathcal{N} , such that:

- the set of vertices \mathbb{B}^n corresponds to the 2^n configurations of \mathcal{N} .
- the arcs are defined by the transition graph of the functions F_W for all $W \in M$, that is, $x \xrightarrow{W} x'$ is an arc of G if and only if $W \in M$ and $F_W(x) = x'$.

The transition graph $G_{\mathcal{N}}^A$ associated to the asynchronous update mode is called the *asynchronous transition graph* of G , shorten ATG. Figure 1 (b) shows the ATG of the \oplus -BADC depicted on the left.

In terms of transition graph, an *attractor* of \mathcal{N} for the mode M corresponds to a *terminal* strongly connected component of $G_{\mathcal{N}}^M$, that is, a

strongly connected component that does not admit any outgoing arcs. The attraction basin of an attractor corresponds to the set of configurations in $G_{\mathcal{N}}^M$ that are connected to this component. Conversely, the unreachable configurations of M are the configurations that do not have any incoming arcs but self-loops in $G_{\mathcal{N}}^M$.

To this extent, most of the results presented in the following are expressed in terms of walks and descriptions of the asynchronous transition graphs of the networks we study.

Bisimulation equivalence relation We conclude this section with a quick reminder on bisimulation which is an equivalence relation over the set of BANs that expresses the fact that two networks “behave the same way” (up to a renaming of their automata and/or of their configurations). More precisely, the equivalence of \mathcal{N} and \mathcal{N}' means that, for any update mode M , the transition graphs $G_{\mathcal{N}}^M$ and $G_{\mathcal{N}'}^M$ are isomorphic.

Definition 1. *Two BANs \mathcal{N} and \mathcal{N}' bisimulate each other if there exist two bijections $\varphi : V \rightarrow V'$ over the set of automata and $\phi : \mathbb{B}^n \rightarrow \mathbb{B}^n$ over the set of configurations such that for any update $W \subseteq V$ in \mathcal{N} , the corresponding update $\varphi(W)$ acts the same way in \mathcal{N}' , that is, for all configurations x , $\phi(F_W(x)) = F'_{\varphi(W)}(\phi(x))$.*

This definition of bisimulation for BANs has been introduced in [17]. We recall here some general results about it.

Theorem 1 ([17]). *Let $\mathcal{N} = \{f_i\}_{i=1}^n$ be a BAN and $\mathcal{N}^\perp = \{f_i^\perp\}_{i=1}^n$ be its dual network defined as $f_i^\perp(x) = \overline{f_i(x)}$ then \mathcal{N} and \mathcal{N}^\perp bisimulate each other.*

Theorem 2 ([17]). *Let $\mathcal{N} = \{f_i\}_{i=1}^n$ be a BAN and $\mathcal{N}^+ = \{f_i^+\}_{i=1}^n$ be its canonical network defined as (i) $f_i^+(x) = x_j$ if $f_i(x) = x_j$ or $\overline{x_j}$, and (ii) $f_i^+(x) = f_i(\overline{x}^I)$ otherwise, where $I = \{i \in V \mid \text{sign}(\pi_i) = 1\}$ is the set of automata whose maximal incoming nude path has negative sign. Then \mathcal{N} and \mathcal{N}^+ bisimulate each other.*

Theorem 1 is of importance because it tells us that all the results stated in the sequel will also hold for \Leftrightarrow -BANs, which are the dual BANs of the \oplus -BANs since all their local functions are of the form $f_i(x) = \bigoplus_{j \in I_i} \sigma(x_j)$. On the other side, Theorem 2 is very useful when studying particular types of networks because it greatly reduces the number of cases to study. Indeed, it says that one only needs to focus on networks with positive nude paths to characterise the whole set of possible transition graphs for a given type of networks. For example, it states that there are only three different cases of \oplus -BADCs to study: the *positive* ones, the *negative* ones and the *mixed* ones, that respectively correspond to the case where $f_o(x) = x_1^1 \oplus x_1^2$, $f_o(x) =$

$\overline{x_1^1} \oplus \overline{x_1^2}$ and $f_o(x) = \overline{x_1^1} \oplus x_1^2$. There is actually only one class of \oplus -BADCs since: (i) the equality $x_1^1 \oplus x_1^2 = \overline{x_1^1} \oplus \overline{x_1^2}$ implies that positive and negative \oplus -BADCs are trivially equivalent; (ii) a positive \oplus -BADC bisimulates a mixed \oplus -BADC of same structure by taking $\phi(x) = \overline{x^V}$.

To prove a bisimulation relation between two networks we will often use a stronger condition than the one given in Definition 1.

Lemma 1. *Two BANs $\mathcal{N} = \{f_i\}_{i=1}^n$, $\mathcal{N}' = \{f'_i\}_{i=1}^n$ bisimulate each other if there exists a bijection $\varphi : \{1, \dots, n\} \rightarrow \{1, \dots, n\}$ and a set $\{\phi_i : \mathbb{B} \rightarrow \mathbb{B}\}_{i=1}^n$ of (non constant) Boolean functions such that for all automata i , $\phi_i \in \{id, neg\}$, and for all configurations $x \in \mathbb{B}^n$, $\phi_i(f_i(x)) = f'_{\varphi(i)}(\phi(x))$ where $\phi(x)$ is defined componentwise by $\phi(x)_i = \phi_{\varphi^{-1}(i)}(x_{\varphi^{-1}(i)})$.*

Proof. The proof is straightforward since the equality $\phi_i(f_i(x)) = f'_{\varphi(i)}(\phi(x))$ between the local functions induces the equality $\phi(F_W(x)) = F'_{\varphi(W)}(\phi(x))$ between the global functions for any update W . \square

We will make great use of Theorem 2 and Lemma 1 in Section 4, when we will give new bisimulation results specific to \oplus -BANs.

3 General results on \oplus -BANs

This section presents the main theorem of this paper: a connexity result that characterises the shape of the ATG of any strongly connected \oplus -BAN with an induced BADC of size greater than 3.

Theorem 3. *In a strongly connected \oplus -BAN with an induced BADC of size greater than 3, any configuration that is not unreachable can be reached from any configuration which is not stable in a quadratic number of asynchronous updates.*

This theorem tells us that the ATG of any strongly connected \oplus -BAN which is not a cycle or a clique is characterised by (see Figure 2):

- its fixed point(s) S (if any).
- its unreachable configuration(s) U (if any).
- a unique strongly connected component reachable from any configuration of $U \setminus S$ and connected to any configuration of $S \setminus U$.

We start this section with some general remarks about the set of fixed points and unreachable configurations of any (\oplus -)BANs. These remarks will help us describe precisely the general form of the ATGs, and will serve as preliminaries to the proof of Theorem 3 that we will give in the end of this section.

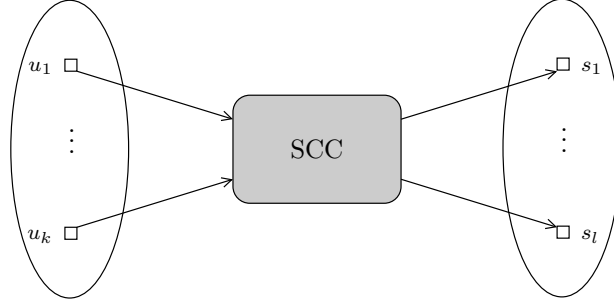


Figure 2: General ATG shape of strongly connected \oplus -BANs with an induced BADC of size greater than 3.

Fixed points and unreachable configurations According to the definition, a configuration x is a fixed point for a mode if it has no outgoing arcs but self-loops in the transition graph associated to this mode. In the asynchronous update mode this means that for all i in V , $f_i(x) = x_i$. Hence, in a fixed point, the state of the automata along a node path is completely determined by the head of this node path. This leads to the following bound on the number of possible fixed points, that is related to the set of work [1, 5, 6].

Lemma 2. *In any BAN \mathcal{N} , the maximum number of fixed points in the asynchronous mode A is 2^k , where k is the number of automata i such that π_i is of length 0 (i.e. i is an “intersection node” in some interaction graph of \mathcal{N}).*

Proof. It is enough to note that a configuration x is stable in A only if every automata along a node path share the same state value in x . In other words, x is completely determined by the states of the intersection nodes of \mathcal{N} . \square

This bound is rough and we believe that it is possible to lower it for subclasses of networks. However, if we define the *contraction* of a network to be the network obtained by removing any automaton i whose incoming maximal node path π_i has length greater than 1 and replacing the variable x_i by the variable associated to the head of π_i in the remaining local functions, then any BAN whose contraction results in the trivial network $\{f_i(x) = x_i\}_{i \in V}$ reaches the bound of 2^k fixed points.

Also, notice that in the asynchronous mode, the unreachable configurations of a network $\mathcal{N} = \{f_i\}_{i=1}^n$ are exactly the fixed points of the *reverse* network $\mathcal{N}^R = \{f_i^R\}_{i=1}^n$ defined by $f_i^R(x) = \overline{f_i(\overline{x^i})}$. \mathcal{N} and \mathcal{N}^R are of the same type hence the maximum number of fixed points for the type of \mathcal{N} will also be its maximum number of unreachable configurations. Moreover, this implies that if all the networks of a given type pertain to the same bisimulation class then the number of unreachable configurations and the number of fixed points will be equal.

Proof of Theorem 3 Let \mathcal{N} be a strongly connected \oplus -BAN with an induced BADC B of size greater than 3, let x be its initial (unstable) configuration, and let x' be the configuration to reach. The idea behind the proof of Theorem 3 is to take advantage of the high expressiveness of \oplus -BADCs and to use B as a “state generator” that sends information across the network in order to set up the state of every automata of \mathcal{N} to their value in x' . More precisely, the proof of Theorem 3 is based on the following two lemmas.

Lemma 3. *In a \oplus -BADC, every configuration which is not unreachable can be reached from any other (unstable) configuration in $O(n^2)$ (and the bound is tight).*

Proof. (sketch) The ATG in Figure 1 may give an intuition. Lemma 3 says in particular that if a \oplus -BADC B is in an unstable configuration then, given an automaton i in B and a Boolean value b , then B can reach an unstable configuration where i is in state b . A good intuition for this is to see that, in a positive \oplus -BADC, if the central automaton receives a Boolean value 1 from one of its influencers then it can switch state as many times as desired by sending its own state along the opposite cycle. To make this explicit, suppose that $x_{pred_1(o)} = 1$ then updating the automata along \mathcal{C}_2 will lead to a configuration where $x_{pred_2(o)} = x_o$ and so $f_o(x) = x_{pred_1(o)} \oplus x_{pred_2(o)} = 1 \oplus x_o = \overline{x_o}$. Hence it is possible to set any automaton i_j^k of B to some state b , by setting o to b and then propagating b along \mathcal{C}_k until reaching j . Moreover, one can ensure that this will be possible again, if in the end at least one of the two predecessors of o is in state 1. \square

Lemma 4. *In a \oplus -BAN \mathcal{N} , if i and j are two automata such that there is a path from i to j , then for any configuration x such that i is unstable in x there exists a configuration x' reachable from x such that j is unstable in x' .*

Proof. (sketch) The proof is based on the fact that, in a \oplus -BAN, making a stable automaton become unstable can only be achieved by switching the state of one of its incoming neighbours (because the state of an automaton depends on the parity of the number of its incoming neighbours in state 1). So let i and j be two automata as described in Lemma 4, let $p = i_0, i_1, \dots, i_k$ be a shortest path (in the interaction graph of \mathcal{N}) from $i = i_0$ to $j = i_k$ and let i_ℓ denotes the last automaton in p that is unstable. Then updating along p from i_ℓ to i_{k-1} (so that nothing happens if $\ell = k$, *i.e.* if j is unstable) will lead to a configuration where j is unstable. This is straightforward from the remark above. The only subtlety is the choice of the path which must ensure that the update of one automaton only affects the next automaton on the path but not the automata after it, and this is true if one takes a shortest path. \square

Proof. (sketch for Theorem 3) Putting things together we can now describe the algorithm underlying the proof of Theorem 3: the network \mathcal{N} starts in an unstable configuration so, by Lemma 4, it can reach a configuration y where an automaton of its induced \oplus -BADC B (hence B) is unstable. According to the proofs of Lemma 3 and 4 given above, if B is unstable then the state of any of its automata can be switched and this process can be repeated as many times as necessary while leaving B in an unstable configuration. To this extent, B can be viewed as a “state generator” that can propagate instabilities through the network. Indeed, \mathcal{N} is strongly connected so there is a path from B to every automata out of B . As a consequence, using the algorithm from Lemma 4, we are able to set the state of every of these automata to their value in x' . One subtlety is to find an order to process the automata so as to guarantee that setting an automaton to its state in x' will not switch the state of the automata that have already been set up. We deal with this problem by using a breadth first search tree of root B : we set up the automata from the leaves to the root and use the branches of the tree to be the paths used in the algorithmic process of Lemma 4. Finally, when everything is fixed outside of B (B is still in an unstable configuration) we apply Lemma 3 to fix B and reach x' .

There are two subtleties to the above description. The first one is that switching the state of the automata outside of B can leave B in a stable configuration, hence blocking the mechanism. It is possible to avoid this by modifying the states within B according to the change of its environment, but in some case this requires having at least 3 automata in B , hence the condition in Theorem 3. The second subtlety is in the last step, when it comes to setting the states within B . In fact, this only works if the restriction of x' to B is reachable in B , that is if $x'|_B$ is not unreachable in the ATG of B with surrounding environment $x'_{\mathcal{N} \setminus B}$. Unfortunately this is not necessarily the case in any reachable configuration of \mathcal{N} . So, if this condition is not satisfied one needs to use an additional trick whose idea is the following: x' is reachable so there exists $i \in \mathcal{N}$ such that $f_i(\overline{x'}^i) = x'_i$. Let $p = i_0 \dots i_k$ be a shortest path from i to B , then first reach the configuration y such that every automata are in the state of x' except the automata of p that are alternating and such that $y_{i_k} \neq x_{i_k}$ (hence the restriction of y to B is reachable). Then set up the state of the automata from i_k to i_0 using the instability of their predecessor in p if necessary, or, for the case $i_0 = i$ using the fact that $f_i(\overline{x'}^i) = x'_i$. \square

The algorithm described above is quadratic in the worst case. However, its complexity highly depends on the structure of the network and/or the final configuration x' . For example, if every automaton in \mathcal{N} is at constant distance from an induced BADC of size greater than 3, then this algorithm becomes linear in n . Similarly, since the number of propagations that are needed along a path depends on the number of alternating states (*i.e.* 01

or 10 patterns) along this path in x' , then if this number is less than a constant in any path the algorithm will also run in linear time. Finally we need to point out the fact that this algorithm does not always provide the most efficient sequence of updates (for example it does not take into account the starting configuration) hence the complexity of this algorithm is only an upper bound on the length of the shortest path between two configurations. Let us notice that this bound might nevertheless be reached, as when one moves from configuration 10^{n-1} to configuration $(10)^{n/2}$ in a positive \oplus -BADC of size n (these considerations on 01 patterns are similar to the notion of *expressiveness* defined on the monotonic case in [13]).

4 Study of some specific \oplus -BANs

We now give a complete characterisation of two specific types of \oplus -BAN: the \oplus -BA Flowers and the \oplus -BAC Chains. For each of these two types of BANs, we describe their bisimulation classes and give their number of fixed points and unstable configurations. This illustrates the results of Section 3, and introduces new bisimulations that are general enough to be used in the study of other types of \oplus -BAN.

\oplus -BA Flowers A \oplus -BA Flower (\oplus -BAF) with m petals is defined as a set of m cycles that intersect at a unique automaton $o = i_1^1 = \dots = i_1^k$ (\oplus -BADC correspond to the case $m = 2$). There are at most two bisimulation classes for a given type of flower (*i.e.* for a given number of petals m and size (n_1, \dots, n_m)).

Lemma 5. *The set of \oplus -BAF with m petals of size (n_1, \dots, n_m) admits one bisimulation class if m is even and two if m is odd.*

Proof. Similarly to what is done in Section 2 for the \oplus -BADCs, we restrict our study to the canonical \oplus -BAFs, that are the \oplus -BAFs such that the only negative literals are in the local function of o (Theorem 2). Then, because of the identity $b_1 \oplus b_2 = \bar{b}_1 \oplus \bar{b}_2$ for all Boolean values b_1 and b_2 , the sign of any pair of negative literals cancel in f_o , and so there are at most two equivalence classes: the positive one, that have only positive literals because all negative literals cancel (*i.e.* there is an even number of negative paths in the original BAF), and the negative one that have exactly one negative literal in f_o (*i.e.* there is an odd number of negative paths in the original BAF). In the case where m is even, the bijection $\phi(x) = \bar{x}^V$ over the set of configurations defines an isomorphism between the ATGs of the negative and the positive \oplus -BAF of same type, therefore the negative and positive classes coincide. In the case where m is odd, the two classes are distinct since, in particular, they do not have the same number of fixed points, as this is shown in Lemma 6. \square

Lemma 6. *A positive \oplus -BAF with m petals has a unique stable configuration, 0^n , if m is even and two stable configurations, 0^n and 1^n , if m is odd. A negative \oplus -BAF (with an odd number of petals) does not have any fixed point.*

Proof. There are several ways to compute the fixed points of a \oplus -network. One way is to fix the state of one automaton and propagate the information that this choice implies on the state of the other automata in the network, making new choices when necessary, until having completely fixed the configuration or until reaching a contradiction. For example, in a positive \oplus -BAF \mathcal{F} with an even number of petals, any configuration x that contains an automaton i in state 1 is unstable. Indeed suppose for the sake of contradiction that x is stable, then o , and so every automata in \mathcal{F} , are in state 1 (because updates for o to i lead to $x_i = x_o$), so $x = 1^n$. But 1^n is not stable since $f_o(x) = \bigoplus_{k=1}^m 1 = 0$. Similarly we prove that in a negative \oplus -BAF with an odd number of petals, if a configuration contains an automaton in state 0, respectively an automaton in state 1, then it cannot be stable, and so the network has no fixed points. \square

The results above enable us to fully characterise the \oplus -BAFs of a given type:

- if \mathcal{F} is a \oplus -BAF with an even number of petals then \mathcal{F} and its reverse network \mathcal{F}^R both have ATGs isomorphic to the ATG of the positive \oplus -BAF, consequently $G_{\mathcal{F}}^A$ has exactly one unreachable configuration, one fixed point, and one SCC of size $2^n - 2$.
- if \mathcal{F} is a \oplus -BAF with an odd number of petals then the ATG of \mathcal{F} can have four different forms depending on the size of \mathcal{F} and its bisimulation class. Indeed, if \mathcal{F} has an even number of petals of even sizes and a self loop, or if it has an odd number of petals of even sizes and no self loop, then \mathcal{F} and \mathcal{F}^R are in the same bisimulation class ; otherwise they are in different classes. Hence the ATG of \mathcal{F} has one of the following forms: (i) a unique SCC of size 2^n if \mathcal{F} and \mathcal{F}^R are in the negative class ; (ii) two unreachable configurations, two fixed points, and one SCC if \mathcal{F} and \mathcal{F}^R are in the positive class; (iii) two fixed points, and one SCC if \mathcal{F} is in the positive class and \mathcal{F}^R in the negative class ; (iv) two unreachable configurations, one SCC if \mathcal{F} is in the negative class and \mathcal{F}^R in the positive class.

\oplus -BAC Chains A \oplus -BAC Chain (\oplus -BACC) of length m is described by a set of m cycles and $m - 1$ intersection automata, o_k , such that for all $1 \leq k < m$, the cycle \mathcal{C}_k intersects the cycle \mathcal{C}_{k+1} at a unique point $o_k = i_1^k = i_{\ell_k}^{k+1}$. As previously, we characterise the bisimulation classes of this type of BANs.

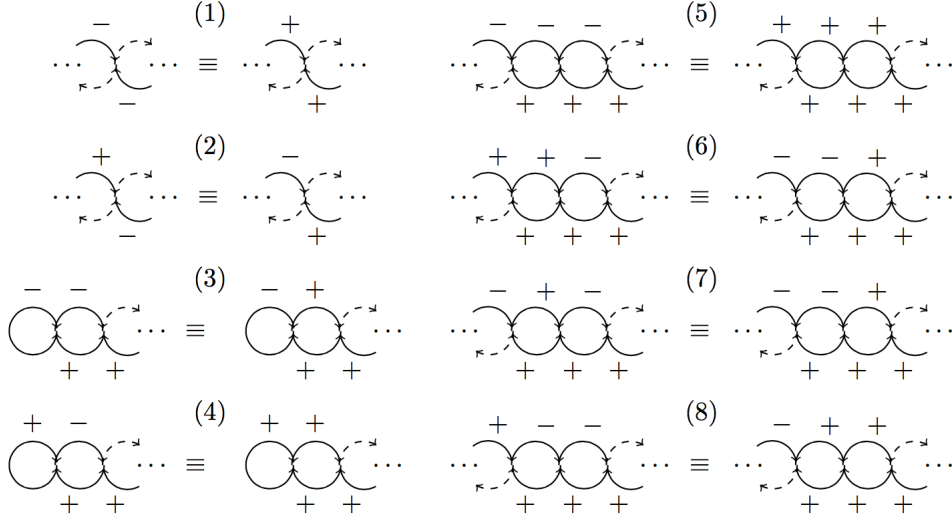


Figure 3: Table of \oplus -equivalences.

Lemma 7. *The set of \oplus -BACCs of length m and size (n_1, \dots, n_m) admits one bisimulation class if $m - 1$ is not a multiple of 3 and two if $m - 1$ is a multiple of 3.*

Proof. (sketch) The proof of Lemma 7 is based on the equivalences presented in Figure 3. These equivalences have to be understood as follows: given a \oplus -BAN such that the left pattern of an equivalence appears in its interaction graph, then this BAN is equivalent to the BAN that has the same interaction graph except that the left pattern has been replaced by the right pattern of the equivalence, no matter what is the number and the type of arcs going out of the vertices with the outgoing dashed arcs. In other words, Figure 3 presents a set of interaction graph rewriting rules that produce equivalent networks according to the bisimulation relation. Hence, it is enough to prove that the interaction graph of a BAN can be rewritten into the other, to prove that the two corresponding BANs are equivalent.

As in the case of \oplus -BAFs, the proof is done in two steps. We first show that the set of \oplus -BACCs of length m and size (n_1, \dots, n_m) is divided into two classes: the positive class and the negative class, that respectively correspond to the set of BACCs whose interaction graph reduces to a graph where all arcs are positive, and the set of BACCs whose interaction graph reduces to a graph where all arcs are positive except the arc $(i_{n_1}^1, i_1^1)$ that is negative. This result is shown by induction on the index of the “right most” negative arc of the BACC, using the equivalences of Figure 3 (from left to right) to push this negative arc to the left. In a second step, we prove that in the case where $m - 1$ is not a multiple of 3, the two classes coincide since one can reduce the negative interaction graph to the positive one, using again a

combination of equivalences from Figure 3. \square

For every class of \oplus -BACCs of a given length and size, we have then studied their number of fixed points.

Lemma 8. *A positive \oplus -BACC of length m and size n has a unique fixed point, 0^n , if $(m-1) \not\equiv 0 \pmod{3}$ and has two fixed points, 0^n and $(101)^{\frac{m-1}{3}}$, if $(m-1) \equiv 0 \pmod{3}$. A negative \oplus -BACC (of length $m \equiv 1 \pmod{3}$) has no fixed point.*

Similarly to the case of \oplus -BAFs, we can completely characterise the ATG of a \oplus -BACC \mathcal{N} of length m and size n if $m-1 \not\equiv 0 \pmod{3}$, since in this case there is only one bisimulation class: $G_{\mathcal{N}}^A$ has exactly one unreachable configuration, one unique fixed point, and one SCC of size $2^n - 2$.

Conversely, the case where $m-1$ is a multiple of 3 is more complex because there are no easy ways to tell whether a network belongs to the positive or the negative class other than to compute its reduction graph as this is done in the proof of Lemma 7. Moreover, the class of the reverse network also depends on the length of each half-cycle in the \oplus -BACC, so describing each possible cases would be tedious. However, summarising the results above, we can still state that there is at most two fixed points and two unreachable configurations in the transition graph of a \oplus -BACC of length $m-1 \equiv 0 \pmod{3}$, or, to be more precise we can say that its transition graph has one of these four forms: (i) a SCC of size $2^n - 4$, two fixed points and two unstable configurations (case \mathcal{N} and \mathcal{N}^R are from the positive class); (ii) a SCC of size $2^n - 2$ and two fixed points (case \mathcal{N} is positive and \mathcal{N}^R is negative); (iii) a SCC of size $2^n - 2$ and two unreachable configurations (case \mathcal{N} is negative and \mathcal{N}^R is positive); (iv) a SCC of size 2^n (case both \mathcal{N} and \mathcal{N}^R are negative).

5 Perspectives

This paper contributes to the growing comprehension of non-monotonic BANs. Theorem 3 and Section 4 suggest for example that local non-monotonicity brings both entropy and stability to BANs since the high expressiveness of the resulting networks helps them to converge to fixed points instead of getting stuck into larger attractors. Moreover, the notion of bisimulation reveals to be a powerful proof factoring tool for the comprehension of the dynamical properties of BANs.

Through general results and their application to particular classes of interaction graphs, the present work launches the description of asymptotic dynamical behaviours of \oplus -BANs under the asynchronous update mode. It should now be enriched with the study of larger classes of interaction graphs, as well as the study and comparison of asymptotic behaviours under different update modes.

References

- [1] J. Aracena, A. Richard, and L. Salinas. Maximum number of fixed points in AND-OR-NOT networks. *Journal of Computer and System Sciences*, 80:1175–1190, 2014.
- [2] J. Demongeot, M. Noual, and S. Sené. Combinatorics of Boolean automata circuits dynamics. *Discrete Applied Mathematics*, 160:398–415, 2012.
- [3] G. Didier and É. Remy. Relations between gene regulatory networks and cell dynamics in Boolean models. *Discrete Applied Mathematics*, 160:2147–2157, 2012.
- [4] E. S. El-Mallah and C. J. Colbourn. The complexity of some edge deletion problems. *IEEE Transactions on Circuits and Systems*, 35:354–362, 1988.
- [5] M. Gadouleau, A. Richard, and É. Fanchon. Reduction and fixed points of Boolean networks and linear network coding solvability. 2014. arXiv:1412.5310.
- [6] M. Gadouleau, A. Richard, and S. Riis. Fixed points of Boolean networks, guessing graphs, and coding theory. 2014. arXiv:1409.6144.
- [7] C. Georgescu, W. J. R. Longabaugh, D. D. Scripture-Adams, E. David-Fung, M. A. Yui, M. A. Zarnegar, H. Bolouri, and E. V. Rothenberg. A gene regulatory network armature for T lymphocyte specification. *Proceedings of the National Academy of Sciences*, 105:20100–20105, 2008.
- [8] J. J. Hopfield. Neural networks and physical systems with emergent collective computational abilities. *Proceedings of the National Academy of Sciences of the USA*, 79:2554–2558, 1982.
- [9] J. J. Hopfield. Neurons with graded response have collective computational properties like those of two-state neurons. *Proceedings of the National Academy of Sciences of the USA*, 81:3088–3092, 1984.
- [10] A. S. Jarrah, R. Laubenbacher, and A. Veliz-Cuba. The dynamics of conjunctive and disjunctive Boolean network models. *Bulletin of Mathematical Biology*, 72:1425–1447, 2010.
- [11] S. A. Kauffman. Metabolic stability and epigenesis in randomly constructed genetic nets. *Journal of Theoretical Biology*, 22:437–467, 1969.
- [12] W. S. McCulloch and W. Pitts. A logical calculus of the ideas immanent in nervous activity. *Journal of Mathematical Biophysics*, 5:115–133, 1943.

- [13] T. Melliti, M. Noul, D. Regnault, S. Sené, and J. Sobieraj. Asynchronous dynamics of Boolean automata double-cycles. In *Proceedings of UCNC*, 2015. In press, arXiv:1310.5747.
- [14] T. Melliti, D. Regnault, A. Richard, and S. Sené. On the convergence of Boolean automata networks without negative cycles. In *Proceedings of AUTOMATA*, volume LNCS 8155, pages 124–138. Springer, 2013.
- [15] L. Mendoza, D. Thieffry, and E. R. Alvarez-Buylla. Genetic control of flower morphogenesis in arabidopsis thaliana: a logical analysis. *Bioinformatics*, 15:593–606, 1999.
- [16] M. Noul. Synchronism vs asynchronism in boolean networks. arXiv:1104.4039, 2011.
- [17] M. Noul. *Updating automata networks*. PhD thesis, École normale supérieure de Lyon, 2012. <http://tel.archives-ouvertes.fr/tel-00726560>.
- [18] M. Noul, D. Regnault, and S. Sené. About non-monotony in Boolean automata networks. *Theoretical Computer Science*, 504:12–25, 2012.
- [19] M. Noul, D. Regnault, and S. Sené. Boolean networks synchronism sensitivity and XOR circulant networks convergence time. In *Full Papers Proceedings of Automata'12*, volume 90 of *Electronic Proceedings in Theoretical Computer Science*, pages 37–52. Open Publishing Association, 2012.
- [20] E. Remy, B. Mossé, C. Chaouiya, and D. Thieffry. A description of dynamical graphs associated to elementary regulatory circuits. *Bioinformatics*, 19:172–178, 2003.
- [21] F. Robert. *Discrete iterations: a metric study*, volume 6 of *Springer Series in Computational Mathematics*. Springer, 1986.
- [22] D. Thieffry and R. Thomas. Dynamical behaviour of biological regulatory networks—ii. immunity control in bacteriophage lambda. *Bulletin of mathematical biology*, 57:277–97, 1995.
- [23] R. Thomas. Boolean formalization of genetic control circuits. *Journal of Theoretical Biology*, 42:563–585, 1973.

6 Appendix

Lemma 3 In a \oplus -BADC, every configuration which is not unreachable can be reached from any other (unstable) configuration in $O(n^2)$ (and the bound is tight).

Proof. First let us recall that all \oplus -BADCs of same size (n_1, n_2) are equivalent with respect to bisimulation. This means in particular that their ATGs are isomorphic and so proving that Lemma 3 holds for one \oplus -BADC of each size is enough to prove Lemma 3 completely. Hence in the following we only deal with *positive* \oplus -BADC. However, one will notice that the proof below is easy to adjust to any \oplus -BADC.

The proof presents an algorithm that explains how to walk from one configuration to an other in the ATG of any positive \oplus -BADC that has at least one cycle of size greater than 3. The algorithm can be tuned to deal with BADCs where n_1 and n_2 are both less than or equal to 2 but this multiplies the number of cases that need to be considered and masks the general dynamics. So for the special BADCs of size $(n_1, n_2) = (1, 2)$ (or vice-versa) and $(n_1, n_2) = (2, 2)$ we prefer to prove Lemma 3 by looking directly at the form of their ATG. These ATGs are drawn in Figure 4 and they all satisfy Lemma 3 as desired.

Now, without loss of generality we assume that $n_1 \geq 3$.

1. From any configuration with at least one automata in state 1 (*i.e.* unstable in the case of positive \oplus -BADC) one can reach a configuration x where $x_o = f_o(x)$ and $x_i = \overline{f_i(x)}$ for all $i \neq o$ (*i.e.* $x_o = x_{n_1} \oplus x_{n_2}$ and $x_j^k = x_{j-1}^k$ for all $i_j^k \neq o$). This is possible for example using the following steps :

- In a linear number of updates, set x_{n_1} to 1 and x_{n_2} to 0: Let i_j^k be the automaton in state 1 that is the closest to i_{n_1} and update every automata on the path from i_j^k to i_{n_1} . If $k = 1$ then this simply propagates the state 1 of automaton j on every automata up to automaton n_1 in \mathcal{C}_1 ; if $k = 2$ then the state 1 of i_j^2 propagates from j to n_2 in \mathcal{C}_2 then from 1 to n_1 in \mathcal{C}_1 . The more subtle point is that by the time $o = i_1^1$ is updated, we have $x_{n_1} = 0$ and $x_{n_2} = 1$ which gives $f_o(x) = 1$ as claimed. Hence these first updates set i_{n_1} to 1. To finish, if $x_{n_2} \neq 0$ (hence $x_{n_2} = 1$) update all the automata of \mathcal{C}_2 from 1 (*i.e.* o) to n_2 .
- In a quadratic number of updates, set \mathcal{C}_1 into the alternating configuration such that $x_{n_1} = 1$, *i.e.* to $11(01)^{n_1/2-1}$ if n_1 is even and to $0(01)^{(n_1-1)/2}$ if n_1 is odd:

for $j = n_1$ to 2 do: update the automata of \mathcal{C}_1 from 1 to j then the ones of \mathcal{C}_2 from 2 to n_2 .

The invariant is the following : after each iteration, $x^1[n_1, j] = (10)^{(n_1-j)/2}$ and $x_{n_2} = x_j^1 = x_o$ (hence $f_o(x) = x_{n_1} \oplus x_{n_2} = 1 \oplus x_j^1 = \overline{x_j^1}$). Indeed we start with $x_{n_1} = 1$ and $x_{n_2} = 0$ so by the end of the first iteration $x_{n_1} = x_{n_2} = x_o = 1 \oplus 0 = 1$. Then for the j^{th} iteration, since we start with $x^1[n_1, j+1] = (10)^{\frac{n_1-j+1}{2}}$

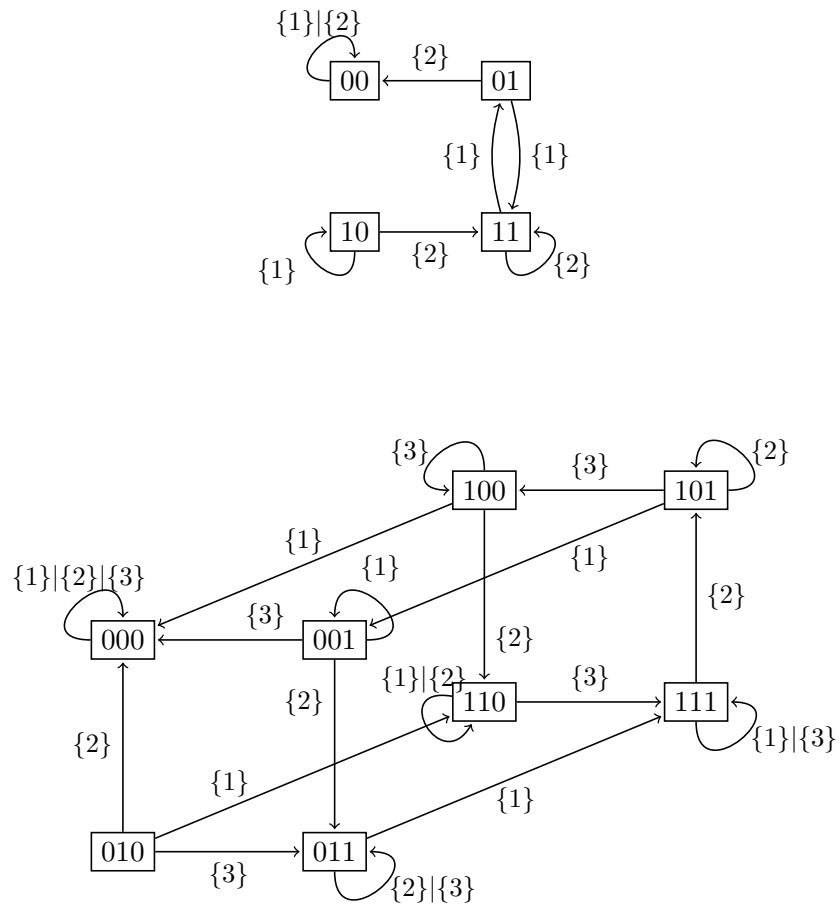


Figure 4: The ATGs of the positive BADCs of size (1,2) (left) and (2,2) (right)

and with $f_o(x) = \overline{x_{j+1}^1}$ we end up with $x_j^1 = x_{n_2} = x_o = \overline{x_{j+1}^1}$ and so $x^1[n_1, j] = (10)^{(n_1-j)/2}$.

- Similarly force \mathcal{C}_2 to alternate in a quadratic number of updates (while preserving the alternating configuration in \mathcal{C}_1):
for $j = n_2 - 1$ to 2 do: update the automata of \mathcal{C}_2 from 1 to j then the one of \mathcal{C}_1 from n_1 to 2 .

The invariant is: after each iteration, x_{n_2} is unchanged, $x_2^1 = x_j^2 = x_o$, $f_o(x) \neq x_o$ and $x^1[2, n_2]$ and $x^2[n_2, j]$ are both alternating. The first two statements of this invariant are direct translation of the instructions. The last two require the invariant hypotheses. By the previous point the invariant is satisfied before entering the loop. Hence, right after its update $x_o \neq x_2^1$ and $x_o \neq x_{j+1}^2$. So after its update $x_j^2 = x_o \neq x_{j+1}^2$ (hence $x^2[n_2, j]$ is alternating), and updating \mathcal{C}_1 in reverse order leaves it alternating. This also restores the fact that $x_o \neq f_o(x)$ since the state of i_{n_1} has been switched with the update of \mathcal{C}_1 while the state of i_{n_2} has been left unchanged.

- By the end of the two previous steps the system is in a configuration such that $f_j^k(x) = \overline{x_j^k}$ for all automata i_j^k but i_2^1 and i_2^2 . The last thing to do to reach a configuration where $f_i(x) = \overline{x_i}$ for all automata i but o , is thus to update \mathcal{C}_1 and \mathcal{C}_2 in reverse order (from n_1 , respectively n_2 , to 2) and then update the central automaton o . This takes a linear number of updates.

Hence, the whole sequence takes a quadratic number of updates and it results in one of the following configurations:

- $(0(10)^{\frac{n_1-1}{2}}, 0(10)^{\frac{n_2-1}{2}})$ if n_1 and n_2 are odd,
- $((10)^{\frac{n_1}{2}}, 1(01)^{\frac{n_2-1}{2}})$ if n_1 is even and n_2 is odd,
- $((01)^{\frac{n_1}{2}}, (01)^{\frac{n_2}{2}})$ if n_1 and n_2 are even,
- $(1(01)^{\frac{n_1-1}{2}}, (10)^{\frac{n_2}{2}})$ if n_1 is odd and n_2 is even.

2. Let x denote the resulting configuration, then any configuration x' with at least one automaton i_j^k in stable state (*i.e.* such that $x_j^k = f_j^k(x')$) is reachable from x . Indeed, $x_o = f_o(x)$ and $x_i = \overline{f_i(x)}$ for all $i \neq o$, so in a linear number of updates we can move from the configuration x to the configuration \hat{x} where $\hat{x}_o = x'_o$ and $\hat{x}_i = \overline{f_i(\hat{x})}$ for all $i \notin \{i_k^j, o\}$. This is achieved by following instruction: if $i_k^j \neq o$ and $x'_o \neq x_o$, update o and the automata from n_k to j in \mathcal{C}_k .

Then, reaching x' from \hat{x} is straightforward: one simply needs to switch the state of the automata when necessary:

- for $j = n_1$ to 2 (in \mathcal{C}_1): update the automaton i_j^1 if $\hat{x}_j^1 \neq x_j'^1$;
- for $j = n_2$ to 2 (in \mathcal{C}_2): update the automaton i_j^2 if $\hat{x}_j^2 \neq x_j'^2$;
- update the automaton i_k^j .

These updates are efficient since for all $i \notin \{i_k^j, o\}$, if $\hat{x}_i \neq x_i'$ then $x_i' = \bar{x}_i = f_i(\hat{x})$, which is the value returned by the update of i . Then, by definition of \hat{x} , automaton o already has the right state. And, finally, by definition of i_k^j , $x_j'^k = f_j^k(x')$, which is the value returned by f_i after every other automaton has been updated.

The second sequence takes a linear number of steps, so the whole sequence remains quadratic. This bound is tight since going from the configuration $x = (10^{n_1-1}, 10^{n_2-1})$ to a configuration x' where $x_i' = \bar{f}_i(x')$ for all automata $i \neq o$ (for example the configuration $x' = (0(10)^{\frac{n_1-1}{2}}, 0(01)^{\frac{n_2-1}{2}}$ if m and n are odd) requires at least $\sum_{j=1}^{n_1} j + \sum_{j=1}^{n_2} j = \frac{n_1(n_1-1)}{2} + \frac{n_2(n_2-1)}{2}$ updates, which is in $\theta((n_1 + n_2)^2)$. \square

Remark 1. Note that if we allow synchronous transitions, then every configuration is reachable from any unstable configuration. By the lemma above this is immediate if the target configuration is not unreachable, but the algorithm also tells us that if x is unreachable, one can still reach the configuration $x' = \bar{x}^{\mathcal{C}_i}$ for $|\mathcal{C}_i| > 1$ (since in that case the state of the first automaton of \mathcal{C}_{1-i} is stable). Then for all automaton j of \mathcal{C}_i , $f_j(x') = \bar{x}_j' = x_j$, so the synchronous update of \mathcal{C}_i changes the configuration of the system from x' to x .

Lemma 4 In a \oplus -BAN \mathcal{N} , if i and j are two automata such that there is a path from i to j , then for any configuration x such that i is unstable in x there exists a configuration x' such that j is unstable (hence can be switched) in x' that is reachable from x .

Proof. This result is based on the fact that, in a \oplus -BAN, making a stable automaton become unstable can be achieved by only switching the state of one of its incoming neighbours. Indeed, for an automaton i stable in x we have $x_i = f_i(x) (= \bigoplus_{j \in I_i} \sigma_j(x_j))$, so switching the state of one of its neighbours $k \in I_i \setminus \{i\}$ leads to a configuration $x' = \bar{x}^k$ such that $x_i' = x_i = f_i(x) = \bigoplus_{j \in I_i} \sigma_j(x_j) = \overline{\sigma_k(x_k)} \oplus \left(\bigoplus_{j \in I_i \setminus \{k\}} \sigma_j(x_j) \right) = \overline{\sigma_k(x_k')} \oplus \left(\bigoplus_{j \in I_i \setminus \{k\}} \sigma_j(x_j') \right) = \overline{\bigoplus_{j \in I_i} \sigma_j(x_j')} = \overline{f_i(x')} = f_i(x')$, that is, i is unstable in x' .

So let i and j be two automata as described in Lemma 4, let $p = i_0, i_1, \dots, i_k$ be a shortest path (in the interaction graph of \mathcal{N}) from $i = i_0$ to $j = i_k$ and let i_ℓ denotes the last automaton in p that is unstable. Then updating along p from i_ℓ to i_{k-1} (so that nothing happens if $\ell = k$, i.e.

if j is unstable) will lead to a configuration where j is unstable. This is quite immediate from the remark above. The only subtlety is the choice of the path which must ensure that the update of one automaton only affects the next automaton on the path but not the ones after it. This is true in particular if one take p to be a shortest path since this ensures that for all automata $i_\ell, i_{\ell'} \in p$, there are no arcs from i_ℓ to $i_{\ell'}$ if $\ell + 1 < \ell'$. \square

Theorem 3 In a strongly connected \oplus -BAN with an induced BADC of size greater than 3, any configuration that is not unreachable can be reached from any configuration which is not stable in a quadratic number of asynchronous updates

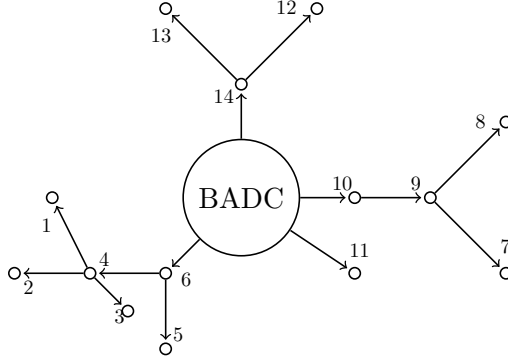
Proof. Let B be an induced BADC of size greater than 3 in the BAN \mathcal{N} and let x and x' respectively be the initial configuration and the target configuration described in Theorem 3. The configuration x is not stable so, by Lemma 4, it is possible to go from x to a configuration y where one automaton of B , hence B , is not stable. Then, using Lemmas 4 and 3, we claim that it is possible to set the state of every automata i outside of B to its value in x' while keeping B in an unstable configuration.

The idea is as follows: let i be an automaton that is not in B and let $p = i_0 i_1 \dots i_k$ be a shortest path (in the interaction graph of \mathcal{N}) from B to $i_k = i$. Then, applying the algorithm from Lemma 3, we know how to reach a configuration where i_0 is unstable and so, using the algorithm from Lemma 4, we know how to reach a configuration where i is unstable. From this configuration we can set the state of i to x'_i by updating i if necessary. So, if we can guarantee that this process preserves the instability in B , then we can use it repetitively on the automata outside of B to reach a configuration where B is unstable and where all automata outside of B are in the state specified by x' . Once this is done we only need to set B to its right value to reach x' . Since B is unstable, this can be done by using the algorithm from Lemma 3, assuming that the restriction of x' to B is not unreachable for B (B is viewed as a \oplus -BADC whose local transition functions are fixed by its surrounding environment in x'). If this is not the case we use the same kind of trick that what is done in the second step of the proof of Lemma 3 when the stable state of the target configuration is not the central node o : if i is an automaton of \mathcal{N} such that $f_i(\bar{x}^i) = x'_i$, and if $p = i_0 \dots i_k$ is a shortest path from $i = i_0$ to B , then we first reach the configuration \hat{x} such that (i) $\hat{x}_j = x'_j$ if $j \notin p$, (ii) $i_k (\in B)$ is stable in \hat{x} (so the restriction of \hat{x} to B is reachable for B), and (iii) the state values of the automata in p are “alternating”, *i.e.* if we set up the state of the automata of p to their value in x' from i_k to i_1 then every time an automaton i_ℓ is about to be set up, its predecessor in p must be in an unstable state so as to enable ℓ to switch state if necessary. With such conditions it is easy to go from \hat{x} to x' : one only needs to update p back up as described in the previous sentence; then

if i_0 is not already in state x'_{i_0} , it can still be switched to the right state since $f_i(\overline{x'}^i) = x'_i$.

The configuration \hat{x} described above can be computed inductively by taking the k^{th} iteration, \hat{x}^k , of: (i) $\hat{x}^0 = x'$, (ii) $\hat{x}_j^\ell = y_j^{\ell-1}$ if $j \notin \{i_{\ell-1}, i_\ell\}$, $\hat{x}_{i_\ell}^\ell = \overline{x'}_{i_\ell}$, and $\hat{x}_{i_{\ell-1}}^\ell$ is the solution of the equation $f_{i_{\ell-1}}(\hat{x}^\ell) = \overline{\hat{x}^\ell}_{i_{\ell-1}}$.

Actually, setting the automata outside of B to their state in x' cannot be done in any order. Indeed, the algorithm from Lemma 4 often requires to switch the state of some automata outside of B . Hence we need to guarantee that the automata that have already been treated are not switched again while processing the other automata. A way to ensure that is to compute a breadth first search tree of root B and to treat the automata in the order given by the tree from the leaves to the root, using the branches of the tree as the paths from B to the automata to be treated. An example of such ordering is given in the picture below.



Finally, to conclude the proof above, we need to precise a way of using the algorithm from Lemma 4 that ensures that the instability of B as well as the state of the automata that are not in B or on the path from B to the automaton to be set up, are preserved by the updates. So let x be the starting configuration, let p be the (shortest) path from B to the automata to be set up, and let $j \neq i_0$ be an influencer of i_0 in B (i.e. $j \in (B \setminus \{i_0\}) \cap I_{i_0}$). Then, since B is supposed to be unstable in x , one can use Lemma 3 to put the system in a configuration y where i_0 is unstable, and where y_j is such that $y_j = \overline{f_j(\overline{y}^{i_1})}$ if there is an arc from i_1 to i_0 , and $y_j = \overline{f_j(\overline{y}^{\{i_0, i_1\}})}$ if there are no arcs from i_1 to i_0 . This is possible since B is of size at least 3, and so one can ask a third automaton of B (different from i_0 and j) to be stable in y , which makes y reachable. The algorithm does not modify the state of the automata outside of B .

From there one can start applying Lemma 4: let i_ℓ be the last automaton in p that is unstable, then, if $\ell \leq 1$, start updating p from i_ℓ to i_1 . This leaves \mathcal{N} in a configuration y' such that B is unstable. Indeed,

- either nothing happened ($\ell > 1$) and so B is still unstable (because i_0

is unstable in y for example).

- or only i_1 has been updated and so: (i) if there is an arc between i_1 and i_0 , then $y'_j = y_j = \overline{f_j(\overline{y}^{i_1})} = \overline{f_j(y')}$ and so j is unstable in y' ; (ii) if there are no arcs from i_1 to i_0 then the neighbourhood of i_0 has not changed so i_0 is still unstable in y' .
- or i_0 and i_1 have been updated and so: (i) if i_0 has no self loop and there is an arc from i_1 to i_0 then i_0 is still unstable (because it has changed and an odd number of its incoming neighbours have changed too); (ii) if there are no arcs from i_1 to i_0 then $y'_j = y_j = \overline{f_j(\overline{y}^{\{i_0, i_1\}})} = \overline{f_j(y')}$ and so j is unstable in y' ; (iii) if i_0 has a self loop then i_0 is not an influencer of j (because B is an induced BADC of size 3 and j has been chosen to be the predecessor of i_0 different from i_0) so $f_j(\overline{y}^{\{i_1\}}) = f_j(\overline{y}^{\{i_0, i_1\}})$, so $y'_j = \overline{f_j(\overline{y}^{\{i_0, i_1\}})}$ which means as previously that j is unstable in y' .

Now, let $\ell' = \max(2, \ell) - \ell'$ is the last automaton of p to be unstable in y' — then, since B is unstable in y' , we can use Lemma 3 again to reach a configuration y'' such that $y''_{i_0} = \overline{f_{i_0}(\overline{y}^{\{i_{\ell'}, \dots, i_{n-1}\}})}$ and $y''_i = y'_i$ for all automata i that are not in B . Moreover, since p was chosen to be a shortest path, no automaton in B influences the automata of index greater than 2 in p . So the last automaton of p that is unstable y'' is $i_{\ell'}$ too. Hence we can finish running the algorithm of Lemma 4 (by updating the automata along p from $i_{\ell'}$ to i_{n-1}) and be sure that this leads to a configuration where i_{n-1} is unstable. We also know that in this configuration B is unstable since i_0 has state $\overline{f_{i_0}(\overline{y}^{\{i_{\ell'}, \dots, i_{n-1}\}})}$. This last algorithm concludes the proof of Theorem 3. \square

Lemma 7 The set of \oplus -BACC of length m and size (n_1, \dots, n_m) admits one bisimulation class if $m - 1$ is not a multiple of 3 and two if $m - 1$ is a multiple of 3.

Proof. We give here a “pictorial” proof of Lemma 7 using the equivalences presented in Figure 3. These equivalences have to be understood as follows: given a \oplus -BAN such that the left pattern of an equivalence appears in its interaction graph, then this BAN is equivalent to the BAN that has the same interaction graph except that the left pattern has been replaced by the right pattern of the equivalence, no matter what is the number and the type of arcs going out of the vertices with the outgoing dashed arcs. In other words Figure 3 presents a set of interaction graph rewritings that produce equivalent networks according to the bisimulation relation. Hence it is enough to prove that the interaction graph of a BAN can be rewritten into an other one, to prove that the two corresponding BANs are equivalent.

The equivalences (1) and (2) only translate the well known identities $b_1 \oplus b_2 = \overline{b_1} \oplus \overline{b_2}$ and $\overline{b_1} \oplus b_2 = b_1 \oplus \overline{b_2}$ for any Boolean values b_1 and b_2 . The proofs of the other equivalences are a bit longer but do not present any difficulties. Let us present one of them (the third one):

Proof of Equivalence (3) in Figure 3 . Let $\mathcal{N} = \{f_i\}$ and $\mathcal{N}' = \{f'_i\}$ be two \oplus -BAN whose interaction graphs that only differ by the pattern shown in Equivalence (3). We denote by $\mathcal{C}_1, \mathcal{C}_2$ (respectively o_1, o_2) the two cycles (respectively intersection automata) of the pattern and by \mathcal{C}_2^u the upper half cycle of \mathcal{C}_2 . We are going to prove that \mathcal{N} bisimulates \mathcal{N}' by using the conditions from Lemma 1: we take φ to be the identity over the set of automata and ϕ_i to be the Boolean identity if automaton i does not belong to $\mathcal{C}_1, \mathcal{C}_2^u$ or $\{o_1\}$ and the Boolean negation otherwise. Then, we need to check that $\phi_i(f_i(x)) = f'_i(\phi_i(x))$ for all automata i in the network. This is immediate for all automata that do not belong to $\mathcal{C}_1 \cup \mathcal{C}_2^u \cup \{o_1, o_2\}$ since we use the identity everywhere. Then, if $i \in \mathcal{C}_1 \cup \mathcal{C}_2^u$, we also have $\phi_i(f_i(x)) = \phi_i(\text{pred}(i)) = \overline{\text{pred}(i)} = \phi_{\text{pred}(i)}(\text{pred}(i)) = f'_i(\phi(x))$. So it only remains to check that the equality holds for the automata o_1 and o_2 . This is the case since :

1. $\phi_{o_1}(f_{o_1}(x)) = \phi_{o_1}(\overline{\text{pred}_1(o_1)} \oplus \text{pred}_2(o_1)) = \overline{\overline{\text{pred}_1(o_1)} \oplus \text{pred}_2(o_1)} = \phi_{\text{pred}_1(o_1)}(\overline{\text{pred}_1(o_1)}) \oplus \phi_{\text{pred}_2(o_1)}(\text{pred}_2(o_1)) = f'_{o_1}(\phi(x))$, and
2. $\phi_{o_2}(f_{o_2}(x)) = \phi_{o_2}(\overline{\text{pred}_1(o_2)} \oplus \text{pred}_2(o_2)) = \overline{\text{pred}_1(o_2)} \oplus \text{pred}_2(o_2) = \phi_{\text{pred}_1(o_2)}(\text{pred}_1(o_2)) \oplus \phi_{\text{pred}_2(o_2)}(\text{pred}_2(o_2)) = f'_{o_2}(\phi(x))$.

□

Given the set of equivalences of Figure 3, we prove Lemma 7 in two steps: first we show that the interaction graph of any \oplus -BACC can be rewritten into an interaction graph with at most one negative sign on the arc from $i_{n_1}^1$ to $o_1 = i_1^1$. Then we prove that, in the case where $m - 1$ is not a multiple of 3, this negative can be removed by an other sequence of rewrites. The first point implies that for any m and n , the set of \oplus -BACCs of length m and size n is made of at most two bisimulation classes: the positive class, that contains the BACCs whose interaction graph reduces to a graph where all arcs are positive, and the negative class, that contains the BACCs whose interaction graph reduces to a graph where all arcs are positive except the arc $(i_{n_1}^1, i_1^1)$ which is negative. The second point says that, in fact, this two classes are only one if $m - 1$ is not a multiple of 3, since one can reduce the negative interaction graph to the positive one.

Proof of the first point. As usually we focus on the canonical BAN, since this already reduces the number of cases to consider. Then using the equivalences (1) and (2) from Figure 3 we can reduce the interaction graph of any \oplus -BACC to a graph where all negative paths are “on the top” that is the only negative arcs allowed are the ones between the intersection points and there left predecessor, $(i_{n_k}^k, o_k)$.

Then, by induction on the position of the “right most” negative arc, we use the equivalences (5), (6), (7) and (8) to push this negative arc to the left, hence proving that any \oplus -BACC is bisimulable by a \oplus -BACC of same structure with at most two negative arcs on its first two cycles.

Finally the equivalences (3) and (4) reduce the four base cases (namely $++$, $+-$, $-+$ and $--$) to two: the positive case ($++$) and the negative case ($-+$).

Proof of the second point. Consider the interaction graph of a negative \oplus -BACC of length m . By Equivalence (2), this network is bisimulated by the \oplus -BACC of same structure with only one negative path on the first or on the second bottom half-cycle. Then, viewing the BACC upside-down, we can reuse the equivalences (6) and (8) alternatively so as to push this negative path to the right. Every time we apply the equivalences (4) and (6) successively the negative arc is pushed 3 half-cycles to the right. Finally Equivalence (8) tells us that if the negative arc is pushed to the second to last bottom half-cycle then the \oplus -BACC is in the positive class. This is possible if $m - 1 \equiv 1 \pmod{3}$ or if $m - 2 \equiv 1 \pmod{3}$ (*i.e.* $m - 1 \equiv 2 \pmod{3}$), depending on if we start from the first or from the second bottom half-cycle respectively. In other words, this is the case if $m - 1$ is not a multiple of 3.

Note that the equivalences presented in Figure 3 are exhaustive, *i.e.* any other equivalences can be deduced from these eight equivalences. So, the argument above also proves that it is impossible to bisimulate a positive \oplus -BACC with a negative \oplus -BACC if $m - 1$ is a multiple of 3. In other words, if $m - 1 \equiv 0 \pmod{3}$ there are always two bisimulation classes, the positive one and the negative one. \square

Lemma 8 A positive \oplus -BACC of length m and size n has a unique fixed point, 0^n , if $(m - 1) \not\equiv 0 \pmod{3}$ and has two fixed points, 0^n and $(101)^{\frac{m-1}{3}}$, if $(m - 1) \equiv 0 \pmod{3}$. A negative \oplus -BACC (of length $m \equiv 1 \pmod{3}$) has no fixed point.

Proof. In a stable configuration every nodes of a given node path have the same state, hence from now on we focus on determining the states of the intersection automata o_k . As this is done in Section 4 for \oplus -BAF, we determined the fixed points of a positive \oplus -BACC by fixing the state of one of its automata and propagating the information induced until having to make a new choice or reaching a fixed point or a contradiction. Here, we start by fixing the “left most” automaton and by induction on the two possible cases ($x_{o_1} = 0$ and $x_{o_1} = 1$) we show that this completely determines the state of the other automata if we want to get a fixed point.

1. if $x_{o_1} = 0$, then o_1 is stable if and only if $x_{o_2} = 0$ and, recursively, for all $1 < k \leq m - 2$, if $x_{o_{k-1}} = 0$ and $x_{o_k} = 0$ then o_k is stable if and only if $x_{o_{k+1}} = 0$. Hence 0^m is the unique fixed point such that $x_0 = 0$.

2. Similarly, if $x_{o_1} = 1$ then o_1 is stable if and only if $x_{o_2} = 0$. Then, we have three induction cases for all $1 < k \leq m - 2$: (1) if $x_{o_{k-1}} = 1$ and $x_{o_k} = 0$ then o_k is stable if and only if $x_{o_{k+1}} = 1$; (2) if $x_{o_{k-1}} = 0$ and $x_{o_k} = 1$ then o_k is stable if and only if $x_{o_{k+1}} = 1$; (3) if $x_{o_{k-1}} = 1$ and $x_{o_k} = 1$ then o_k is stable if and only if $x_{o_{k+1}} = 0$. Hence the only way for the last intersection automaton, o_{m-1} , to be stable when $x_{o_1} = 1$ is that $(m - 1) \equiv 0 \pmod{3}$, and the corresponding configuration is $(101)^{(m-1)/3}$.

This concludes the proof of the first statement.

To show the second statement one only needs to realize that having a stable configuration for a negative \oplus -BACC of length $m \equiv 1 \pmod{3}$ amounts to having a stable configuration starting with a 1 for a \oplus -BACC of size $m - 1$, which is impossible from the proof above. Indeed, if $x_{o_1} = 0$ then the automaton o_1 cannot be stable no matter the state value of o_2 in the configuration. Hence, if x is a stable configuration x_{o_1} must be 1. This forces x_{o_2} to be 1 too (otherwise the automaton o_1 is not stable). So, if x is stable then $x_{o_2} \dots x_{o_m}$ is a stable configuration starting with a 1 for a \oplus -BACC of size $m - 1$. This is a contradiction. So there are no stable configurations for the negative \oplus -BACC of length $m \equiv 1 \pmod{3}$. \square