

Universality and scaling of optimal heat engines

Michele Campisi¹ and Rosario Fazio^{2,1}

¹*NEST, Scuola Normale Superiore & Istituto Nanoscienze-CNR, I-56126 Pisa, Italy*

²*ICTP, Strada Costiera 11, 34151 Trieste, Italy*

(Dated: December 8, 2024)

From the steam engine [1] to current nano-devices [2–5], the design of efficient thermal machines has been instrumental in modern societies. In its essence a thermal engine can be thought as a working substance, in contact with two or more baths, undergoing a cyclic transformation. What happens if the working substance is on the verge of a phase transition? Already in 1902 the latent heat was identified as a key to improve the efficiency of steam engines [6]. Despite this early observation, the impact of phase transitions on the performance of thermal machines has not been addressed. By combining the tools of non-equilibrium [7, 8] and quantum [9–11] thermodynamics with finite-size-scaling [12] and information theory, we unveil an unnoticed mechanism, triggered by the vicinity to a phase transition, to boost the performance of an engine. This result sheds new light on the so called power-efficiency dilemma and could be used to realise powerful and, at the same time, efficient engines. Specific implementations with trapped ions and superconducting nano-circuits will be discussed.

Increasing the power output of a heat engine has a corresponding cost in terms of reduced efficiency η ; or, in equivalent terms, a larger deviation $\Delta\eta = \eta^C - \eta$ from the Carnot efficiency η^C . Accordingly, it is widely believed that at Carnot efficiency any engine should deliver null power. However none of the laws of thermodynamics forbids it. The question, the so called power-efficiency dilemma [13], is accordingly whether it is possible to devise a heat engine that outputs finite power at Carnot efficiency, or whether yet another thermodynamic law should be added to the list. It is trivially possible to increase the power without affecting the efficiency by scaling the size of the working substance: An array of N identical engines working in parallel provides an N -fold larger power than each of them, at the same efficiency. In this case the output work per cycle and efficiency scale as $W_{\text{out}} \sim N$, and $\Delta\eta \sim 1$, consequently

$$\Pi \doteq \frac{W_{\text{out}}}{\Delta\eta} \sim N \quad (1)$$

where Π quantifies the performance of the engine: one wants a large W_{out} and a small $\Delta\eta$ at the same time. Here we show that upon turning on the interaction among the constituents of the working substance one can boost those scalings. We will show why that is possible and how it can be realised.

We focus here on a quantum version of the Otto engine [14–19] (see Fig. 1, panel b). Under appropriate operating scheme an universal behaviour, with anomalous scalings of its performance, emerges when the working substance is on the verge of a phase transition. In the case of second order phase transitions a boost in the efficiency emerges but is rounded off as the size N increases. More spectacular effects appear at a first order phase transition. Here the latent heat enables to approach the Carnot efficiency as $\Delta\eta \sim 1/N$ while outputting macroscopic work $W_{\text{out}} \sim N$, see Fig. 1, panel

a). The mechanism underlying the boost of the performance is the divergence of the specific heat of the working substance. Our proposal saturates the optimal scaling bounds discussed previously [13, 18]. Unlike other engines reported in the literature [20] where the interaction among the constituents introduces an element of dissipation which decreases the efficiency, here the interaction is indeed crucial for boosting it.

At the heart of these results is the derivation of two general relations, see Eqs. (4, 6) below, governing the dynamics of heat engines, that connect their their dissipation and performance (respectively product and ratio of output work and efficiency) to information theoretical quantities, characterising the state of the working substance and the corresponding resources for estimation theory. Although quantum effects may play an intriguing role, the properties we are going to discuss appear already in a classical setting.

N-body quantum Otto engine.– The quantum Otto engine (see Fig. 1, panel b) is a four-stroke engine based on a working-substance (WS) with Hamiltonian

$$H^{\text{WS}}(t) = \lambda(t)K. \quad (2)$$

At time $t = 0$ the WS is in thermal equilibrium with bath 1 and $\lambda = \lambda_1$. During the first stroke the WS undergoes a thermally isolated transformation where the Hamiltonian switches from $H_1^{\text{WS}} = \lambda_1 K$ to $H_2^{\text{WS}} = \lambda_2 K$. The second stroke consists in thermalisation with bath 2, at λ being kept fixed at λ_2 . During the third stroke the Hamiltonian goes back to $H_1^{\text{WS}} = \lambda_1 K$ while in thermal isolation. The fourth stroke consists in letting the system thermalise with bath 1, with λ being kept fixed at λ_1 . The heats released in the baths during the thermalisation strokes are $Q_i = \mp \lambda_i [U_K(\beta_2 \lambda_2) - U_K(\beta_1 \lambda_1)]$, where $U_K(\theta) = \text{Tr } K e^{-\theta K} / \text{Tr } e^{-\theta K}$ is the internal energy associated to the base Hamiltonian K at inverse temperature θ , and $-, +$ is for $i = 1, 2$ respectively. The

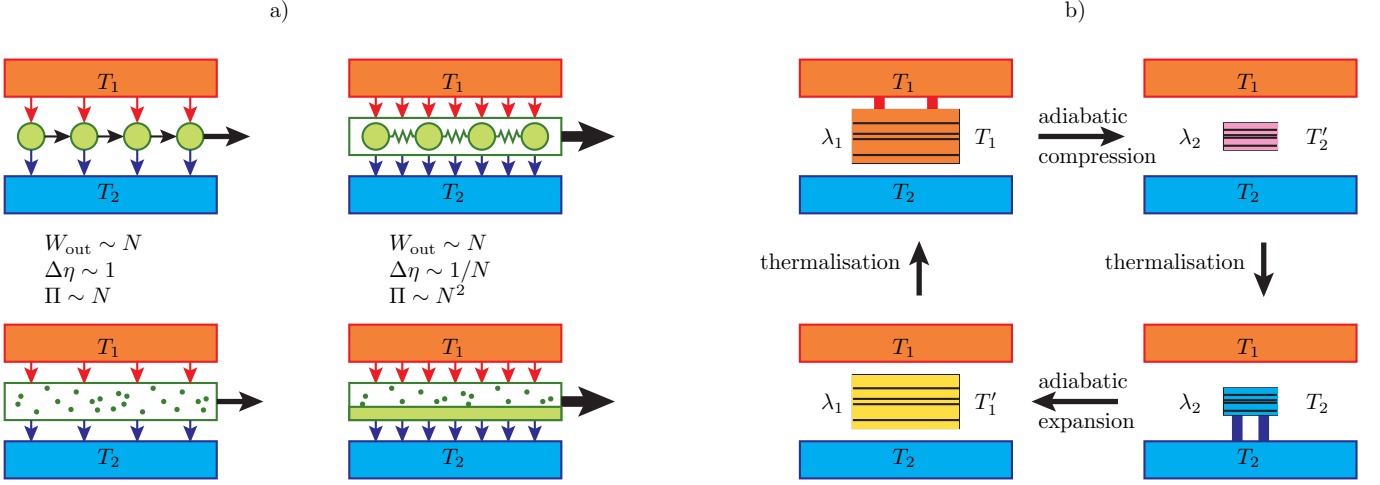


FIG. 1: Panel a): N identical devices operating in parallel (top left), or a system of N identical noninteracting particles (bottom left) provide a work output W_{out} that scales like N , at fixed efficiency. When an interaction among the N parallel devices is turned on (top right) the approach to Carnot efficiency is enabled. If the interaction induces a first order transition, with the according phase coexistence (e.g. liquid and gaseous, bottom right), Carnot efficiency is approached as $1/N$, with work output W_{out} still scaling like N . Panel b): A quantum Otto engine. During the thermalisation steps the heats Q_1, Q_2 are exchanged. When the working substance is an N body system at the verge of a first order phase transition large heat exchanges, Q_i (of order N) accompany small changes in temperature $T_i - T'_i \sim 1/N$, allowing for approaching the Carnot point while delivering large (of order N) work output $W_{\text{out}} = Q_1 + Q_2$.

work performed by the engine $W_{\text{out}} = Q_1 + Q_2$ is thus $W_{\text{out}} = (\lambda_2 - \lambda_1)[U_K(\beta_2 \lambda_2) - U_K(\beta_1 \lambda_1)]$. Note that U_K is taken at the rescaled inverse temperatures $\beta_i \lambda_i$. For $\beta_1 < \beta_2$, the condition $W_{\text{out}} \geq 0$, $Q_1 \geq 0$ defines the regime of operation of the engine as a heat engine, implying $\lambda_2/\lambda_1 \geq \beta_1/\beta_2$. The efficiency is

$$\eta = \frac{W_{\text{out}}}{Q_1} = 1 - \frac{\lambda_2}{\lambda_1} \leq 1 - \frac{\beta_1}{\beta_2} = \eta^C \quad (3)$$

The efficiency is smaller than η^C in accordance with the heat engine fluctuation relation [21, 22]. Moreover when the engine reaches Carnot efficiency, i.e., for $\lambda_2/\lambda_1 = \beta_1/\beta_2$, the work goes to zero. This is understood on the basis of the following general information theoretic expression

$$\beta_2 W_{\text{out}} \frac{\Delta\eta}{\eta} = D[\rho_\tau^1 || \rho_0^{1,\text{eq}}] + D[\rho_\tau^2 || \rho_0^{2,\text{eq}}] + I_{1,2}[\rho_\tau] \quad (4)$$

obeyed by any heat engine that (like the present one) can be modelled as a driven bipartite system [22], see Fig. 2, panels a,b. Eq. (4) expresses the total non-negative dissipation as the sum of non-equilibrium lags (expressed in terms of relative entropies D) and correlations (expressed in terms of mutual information I), and identifies it with the (rescaled) product of work output W_{out} and relative efficiency deviation $\Delta\eta/\eta$. A most remarkable aftermath of Eq. (4), see Methods, is that at $\Delta\eta = 0$ either W_{out} is null (as exemplified in Eq. 3) or it is infinite. This provides the key information that a positive resolution of the power-efficiency dilemma is only possible in an

asymptotic sense, where a diverging W_{out} coexists with a vanishing $\Delta\eta$. To achieve that we need to gain a second relation governing the performance scaling of quantum Otto engines.

We express the output work of the quantum Otto engine as a function of $\Delta\eta = \lambda_2/\lambda_1 - \beta_1/\beta_2$

$$W_{\text{out}} = \lambda_1 (\Delta\eta - \eta_C) [U_K(\beta_1 \lambda_1 + \beta_2 \lambda_1 \Delta\eta) - U_K(\beta_1 \lambda_1)] \quad (5)$$

In linear response, i.e. if $\beta_1 \lambda_1$ is sufficiently close to $\beta_2 \lambda_2$, the scaling of the engine's performance Π with N is given by the scaling of $\frac{\partial W_{\text{out}}}{\partial \Delta\eta}|_{\Delta\eta=0}$, i.e. the slope of $W_{\text{out}}(\Delta\eta)$ at the origin. This is illustrated in Fig 2 panel c. In the case of N devices in parallel it is $W_{\text{out}} = N W_{\text{out}}^{\text{single}}$ (here $W_{\text{out}}^{\text{single}}$ denotes the work of each single device), hence trivially $\partial W_{\text{out}}/\partial \Delta\eta|_{\Delta\eta=0} \sim N$, in agreement with the already noted fact that $\Pi \sim N$ in that case. It follows that in order to boost the scaling of the performance it is necessary to have the slope $\partial W_{\text{out}}/\partial \Delta\eta|_{\Delta\eta=0}$ to scale more than linearly.

By taking the derivative of Eq. (5) with respect to $\Delta\eta$, and combining with the previous observation about the scaling of the performance we obtain the second central relation of this work

$$\Pi \sim \frac{\beta_2 \eta^C}{\beta_1^2} N c_K(\beta_1 \lambda_1) \quad (6)$$

where $c_K(\theta) \doteq -(1/N)\theta^2 \partial U_K / \partial \theta$ is the specific heat of the base system. The specific heat c_K is related to the Fisher information [23]. Hence the performance of

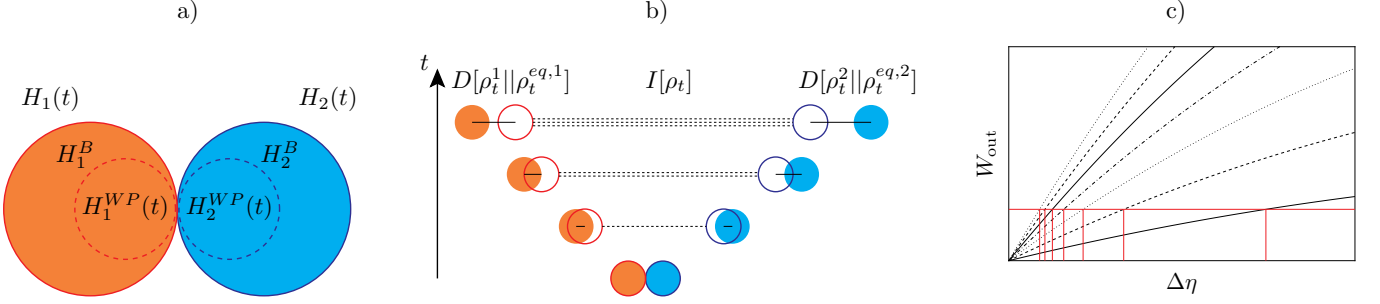


FIG. 2: Panel a): Heat engines can be modelled as driven bipartite systems starting in the factorised two temperature state $e^{-\beta_1 H_1(0)}/Z_1(0) \otimes e^{-\beta_2 H_2(0)}/Z_2(0)$ [22]. Each subsystem is composed of a thermal bath H_i^B and possibly one part of the working substance $H_i^{WP}(t)$ (in the case of the quantum Otto engine $H_1^{WP}(t) = H^{WS}(t)$, $H_2^{WP} = 0$). Panel b): During the drive the state ρ_t^i of each subsystem (empty disks) lags (solid line) behind the reference equilibrium $\rho_t^{eq,i} = e^{-\beta_i H_i(t)}/Z_i(t)$ (filled disks), and develops correlations (dashed lines) with the other subsystem. Panel c): Graphical demonstration of the statement: $\Pi \sim \partial W_{\text{out}}/\partial \Delta\eta|_{\Delta\eta=0}$. The graph shows various plots of $W_{\text{out}}(\Delta\eta)$ for increasing values of N (from lower to upper curves). At a fixed work output (horizontal red line), the curves are intercepted at decreasing values of $\Delta\eta$. If the slope at the origin increases with a power N^α , $\partial W_{\text{out}}/\partial \Delta\eta|_{\Delta\eta=0} \sim N^\alpha$, then, provided for larger and larger N the intercept occurs in the region where the linear approximation holds for the N^{th} curve, the approach towards $\Delta\eta = 0$ occurs as $1/N^\alpha$, hence $\Pi = W_{\text{out}}/\Delta\eta \sim N^\alpha \sim \partial W_{\text{out}}/\partial \Delta\eta|_{\Delta\eta=0}$. Similarly, one might rise the value of W_{out} with N , e.g., as $W_{\text{out}}(\Delta\eta) = w_0 N^\kappa$. Accordingly, provided for larger and larger N the intercept still occurs in region where the linear approximation holds, the approach towards $\Delta\eta = 0$ occurs as $1/N^{\alpha-\kappa}$. Still, $\Pi = W_{\text{out}}/\Delta\eta \sim N^\alpha \sim \partial W_{\text{out}}/\partial \Delta\eta|_{\Delta\eta=0}$. Note that in general the linear approximation is not guaranteed to be met for all κ 's and N 's.

a quantum Otto engine and the Fisher information are strictly linked. Equations (4,6) provide a general understanding of quantum Otto engines based on information-theoretic quantities.

Performance and power output.— For any ordinary working substance it is $c_K \sim 1$ hence the ordinary scaling $\Pi \sim N$ already noted to occur in non-interacting WS's.

For a second order phase transition, finite size scaling predicts the development of a peak in the specific heat whose height and width scale respectively as $\bar{c}_K \sim N^{\alpha/d\nu}$ and $\delta \sim N^{-1/d\nu}$ [24], where d is the number of spacial dimensions, α is the specific heat critical index and ν is the correlation length critical index. Since \bar{c}_K grows with N , a boost of the scaling of the type $\Pi \sim N^{1+\alpha/d\nu}$ is possible at sufficiently low N , however, since the width of the peak shrinks faster than the height grows (because in general $\alpha < 1$ [25]), as N grows larger the boost may diminish and eventually vanish. This is illustrated in the supplementary material with the analytically tractable 2D Ising model [2].

For a first order phase transition finite-size scaling analysis shows that the specific heat height and width universally scale as [27, 28] $\bar{c}_K \sim N$, $\delta \sim 1/N$, that is the peak develops into a Dirac delta. One expects, accordingly, the scaling

$$\Pi \sim N^2. \quad (7)$$

This is expected not only on the basis that $\bar{c}_K \sim N$, but also that the extension of the rounding region does not shrink faster than $1/N$, so that the linear approximation underlying Eq. (6) remains valid asymptotically. Figure 3 demonstrates the achievement of the scalings $W_{\text{out}} \sim$

N , $\Delta\eta \sim 1/N$. The details of the engine design are described in the Methods section.

Transient strong boost can be obtained for limited N also by means of long-range interaction even in absence of a phase transition. This is because in such systems the specific heat can grow with N (up to some optimal value \bar{N}). We illustrate this by means of the fully coordinated Heisenberg model in the supplementary material.

Having assessed the performance of an heat engine on the verge of a phase transition, it is important to discuss also its power output. The relevant figure of merit is the performance rate $\dot{\Pi} = \Pi/\mathcal{T}$ where \mathcal{T} is the cycle time. As mentioned in the beginning, for the parallel case $\dot{\Pi} \sim N$. For a quantum Otto engine the cycle time \mathcal{T} is dominated by the thermalisation time [13]. The question is of great importance here as the relaxation dynamics close to a phase transition becomes progressively slow [29]. For a second order phase transition the critical slow down is well studied and leads to a relaxation that diverges as a power law of the system size. For first order phase transitions the situation is way more intricate [30]. A recent study indicates that at the verge of a first order phase transition the thermalisation time depends on geometry and boundary conditions [31]. In the most favourable case it scales again as a power-law $\mathcal{T} \sim N^\gamma$, resulting in a rate

$$\dot{\Pi} \sim N^{2-\gamma}$$

If $\gamma > 1$ [31], this implies a worse performance rate as compared to the parallel case. If $\gamma < 1$ is possible at a first order phase transition it would lead to a favourable resolution of the power-efficiency dilemma.

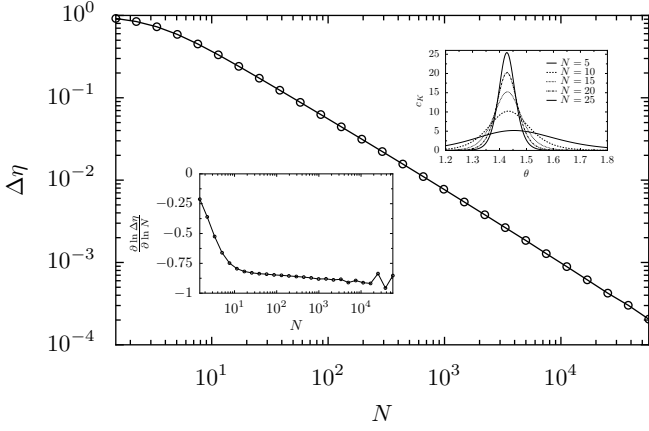


FIG. 3: Deviation from Carnot efficiency as a function of N , at increasing work $W_{\text{out}} = w_0 N$ for a latent heat boosted engine. Here $\beta_1 = 1, \beta_2 = 2$, hence $\eta_C = 1/2$, and $w_0 = 1$. Upper inset: Finite N development of Dirac singularity in the specific heat at a first order phase transition. Lower inset: slope of the graph as function of N . The slope approaches the optimal value -1 . This demonstrates the expected scalings $W_{\text{out}} \sim N$, $\Delta\eta \sim 1/N$.

Conclusions and Experimental implications.— At a phase transition the specific heat c_K may diverge as N increases [24, 25, 27, 28]. Accordingly, not only the Fisher information grows, which makes phase transitions a resource for quantum estimation [32], but also the thermodynamic performance grows, which makes them at the same time, and through the very same mechanism, thermodynamic boosters.

The unveiled specific-heat based boost mechanism can be used to design highly efficient and powerful engines. These could be realised in set-ups that are currently employed to implement quantum heat engines, e.g. trapped ions [19] or superconducting qubits [22]. Those set-ups lend themselves to the implementation of many-body tunable Hamiltonians featuring phase transitions of first and second order, as well as long range interactions, e.g. by means of ultra-cold gases of polar molecules [4, 5]. We emphasise that the realisation of a global time dependent coupling $\lambda(t)$, see Eq. (2), is crucial for the realisation of the proposed engine.

METHODS

Dissipation in driven bi-partite systems

We consider a driven multipartite system composed of M partitions:

$$H(t) = H_1(t) + H_2(t) + \dots H_M(t) + V(t) \quad (8)$$

$H_i(t)$ denotes the time dependent Hamiltonian of subsystem i , while $V(t)$ denotes a time dependent coupling

among the subsystems. The number of partitions M should not be confused with the number N in the main text, which denotes the number of particles making up the working parts of a quantum Otto engine (which is a bi-partite, i.e., $M = 2$, system). The driving consists in the temporal sequence t between $t = 0$ and $t = \tau$. The coupling V is assumed to vanish for all times $t \notin (0, \tau)$, so that the driving moves the Hamiltonian from $H(0) = \sum_i H_i(0)$ to $H(\tau) = \sum_i H_i(\tau)$. We assume that at $t = 0$ each subsystem is prepared in a thermal equilibrium at inverse temperature β_i and is uncorrelated from the other sub-systems: $\rho_0 = \bigotimes_{i=1}^N \rho_0^{i,\text{eq}}$, $\rho_0^{i,\text{eq}} = e^{-\beta_i H_i(0)} / Z_i(0)$ with $Z_i(0) = \text{Tr}_i e^{-\beta_i H_i(0)}$ being the partition functions. We denote U_t the unitary evolution generated by the full Hamiltonian $H(t)$. The state of the full system at time t is $\rho_t = U_t \rho_0 U_t^\dagger$ and $\rho_t^i = \text{Tr}_i \rho_t$ is the state of subsystem i at time t . The energy dissipation in subsystem i is:

$$W_{\text{diss}}^i = \text{Tr}_i [H_i(\tau) \rho_\tau^i - H_i(0) \rho_0^i] - \Delta F_i \quad (9)$$

where $\Delta F_i = -\beta_i^{-1} \ln[Z_i(\tau)/Z_i(0)]$. We consider the reference thermal equilibrium of subsystem i ,

$$\rho_t^{i,\text{eq}} = \frac{e^{-\beta_i H_i(t)}}{Z_i(t)} \quad (10)$$

corresponding to the value $H_i(t)$ of its Hamiltonian. This is the state that subsystem i would reach if at time t one would turn off the coupling V , freeze the subsystem Hamiltonian to $H_i(t)$, weakly couple the system with a thermal bath at temperature β_i and let the system relax to thermal equilibrium. Solving Eq. (10) for $\beta_i H_i(t)$ and plugging into (9) we find $\beta_i W_{\text{diss}}^i = -\text{Tr}_i \rho_\tau^{i,\text{eq}} \ln \rho_\tau^i + \text{Tr}_i \rho_0^{i,\text{eq}} \ln \rho_0^i$. Adding and subtracting the quantity $\text{Tr}_i \rho_\tau^{i,\text{eq}} \ln \rho_\tau^{i,\text{eq}}$, and summing over i we obtain $\sum_i \beta_i W_{\text{diss}}^i = \sum_i D[\rho_\tau^i || \rho_\tau^{i,\text{eq}}] + \sum_i \Delta S_i$ where $\Delta S_i = S[\rho_\tau^i] - S[\rho_0^{i,\text{eq}}]$ denotes the change in von-Neumann information ($S[\sigma] = -\text{Tr} \sigma \ln \sigma$) of sub-system i from time 0 to time t ; and

$$D[\rho_\tau^i || \rho_\tau^{i,\text{eq}}] = \text{Tr} \rho_\tau^i \ln \rho_\tau^i - \text{Tr} \rho_\tau^i \ln \rho_\tau^{i,\text{eq}} \quad (11)$$

is the relative entropy between ρ_τ^i and $\rho_\tau^{i,\text{eq}}$. The relative entropy is non-negative and is null only if $\rho_\tau^i = \rho_\tau^{i,\text{eq}}$. The von Neumann information of the tensor product of several density matrices is the sum of the individual von Neumann informations. Therefore, since the initial state is factorised, then $\sum_i S[\rho_0^{i,\text{eq}}] = S[\rho_0]$. But, due to the unitarity of the evolution of the full density matrix, it is $S[\rho_0] = S[\rho_\tau]$ hence $\sum_i \Delta S_i = \sum_i S[\rho_\tau^i] - \sum_i S[\rho_0^i] = \sum_i S[\rho_\tau^i] - S[\rho_\tau]$. Noting that

$$I[\rho_t] \doteq \sum_i S[\rho_\tau^i] - S[\rho_\tau] \quad (12)$$

denotes the total correlations among the partitions, we obtain

$$\sum_i \beta_i W_{\text{diss}}^i = \sum_i D[\rho_\tau^i || \rho_\tau^{i,\text{eq}}] + I[\rho_t] \quad (13)$$

The total correlation $I[\rho_\tau]$ is non-negative. Physically, the system starts in a factorised, i.e. uncorrelated state, and in the course of time, the evolution can only increase the correlation. The more the correlation established within the parts, the more the total dissipation [35]. In the case of a single partition, $M = 1$ Eq. (13) reduces to the known expression reported in Ref. [36].

For a thermal machine, i.e., a bipartite object that works in a cycle between two reservoirs, the final Hamiltonian $H(\tau)$ coincides with the initial Hamiltonian $H(0)$. In this case Eq. (13) simplifies into:

$$-\beta_1 Q_1 - \beta_2 Q_2 = D[\rho_\tau^1 || \rho_0^{1,\text{eq}}] + D[\rho_\tau^2 || \rho_0^{2,\text{eq}}] + I[\rho_\tau] \quad (14)$$

where $-Q_i = \text{Tr}_i H_i(\lambda_0^i)[\rho_\tau^i - \rho_0^{i,\text{eq}}]$ is the energy that is lost by subsystem i after the driving is over. Using $W_{\text{out}} = Q_1 + Q_2$ and $\eta = W_{\text{out}}/Q_1$ we obtain Eq. (4).

The three addends in the r.h.s. of Eq. (4) are non-negative. Furthermore the relative entropy is null only when its arguments coincide. This means that, provided W_{out} is not infinite, $\Delta\eta = 0$ implies $\rho_\tau^i = \rho_0^{i,\text{eq}}$ which in turns implies $Q_i = W_{\text{out}} = 0$. That is, at Carnot efficiency, either W_{out} is null or it is infinite.

Engine design

We here illustrate the method employed to design the latent heat boosted engine. Since $H_i^{\text{WS}} = \lambda_i K$, if the infinite- N critical temperature of the base system, K , is θ_C , then the the infinite- N critical temperature of the working substance when λ is at λ_i is $\beta_i^C = \theta_C/\lambda_i$. That is, its critical temperature depends on the λ_i 's which are parameter we can choose freely. We chose λ_1 , so that the temperature of the first bath, β_1 is the infinite- N critical temperature of H_1 , that is $\lambda_1 = \theta_C/\beta_1$, which means $\beta_1^C = \theta_C/\lambda_1 = \beta_1$. λ_2 is chosen as the solution of the equation $W_{\text{out}} = Nw_0$, which imposes the finiteness of the work per particle. Since the slope of W_{out} grows faster than linear around $\beta_1\lambda_1 = \theta_C$ (because c_K grows in the rounding region), as N increases the solution λ_2 of $W_{\text{out}} = Nw_0$ gets closer and closer to $\lambda_1\beta_1/\beta_2 = \theta_C/\beta_2$. Accordingly the efficiency $\eta = 1 - \lambda_2/\lambda_1$ gets closer and closer to $\eta_C = 1 - \beta_1/\beta_2$.

In producing the plot in Fig. 3 we have modelled the internal energy at a first order phase transition as

$$U_K(\theta) = U_0 + \frac{\Delta U}{2} \tanh \left[\frac{\Delta U}{2} (\theta - \theta_C) N + a \right] \quad (15)$$

where ΔU denotes the jump of the latent heat θ_C in the infinite N limit, and a accounts for possible shift of the position of the peak. The value of the base energy U_0 is irrelevant as it cancels in the evaluation of W_{out} . Two-dimensional q -state Potts models with $q > 4$ display a first order phase transition that comply with the form in

Eq. (15) with $a = (\ln q)/2$ and $\theta_C = \ln[\sqrt{q} + 1]$ [37]. The specific functional form employed to model the jump is however not important. The according specific heat is

$$c_K(\theta) = N\theta^2 \left(\frac{\Delta U}{2} \right)^2 \cosh^{-2} \left[\frac{\Delta U}{2} (\theta - \theta_C) N + a \right] \quad (16)$$

which was used to plot the inset of Fig. 3 with $a = (\ln q)/2$, $\theta_C = \ln[\sqrt{q} + 1]$, $q = 10$, and we have set $\Delta U = 1$.

-
- [1] W. J. M. Rankine, *A Manual of the Steam Engine and Other Prime Movers* (R. Griffin, 1859).
 - [2] M. S. Michael Wilson, Kamali Kannangara Geoff Smith and B. Raguse, *Nanotechnology: Basic Science and Emerging Technologies* (Chapman and Hall/CRC, 2002).
 - [3] G. Benenti, G. Casati, T. Prosen, and K. Saito, arXiv:1311.4430 (2013).
 - [4] R. Kosloff and A. Levy, Annual Review of Physical Chemistry **65**, 365 (2014).
 - [5] D. Gelbwaser-Klimovsky, W. Niedenzu, and G. Kurizki, ArXiv e-prints (2015), 1503.01195.
 - [6] R. H. Thurston, Science **16**, pp. 394 (1902).
 - [7] M. Esposito, U. Harbola, and S. Mukamel, Rev. Mod. Phys. **81**, 1665 (2009).
 - [8] M. Campisi, P. Hänggi, and P. Talkner, Rev. Mod. Phys. **83**, 771 (2011).
 - [9] J. Gemmer, M. Michel, and G. Mahler, eds., *Quantum Thermodynamics*, vol. 784 of *Lecture Notes in Physics*, Berlin Springer Verlag (2010).
 - [10] J. Goold, M. Huber, A. Riera, L. del Rio, and P. Skrzypczyk, arXiv:1505.07835 (2015).
 - [11] S. Vinjanampathy and J. Anders, arXiv:1508.06099 (2015).
 - [12] M. N. Barber, *Finite size scaling* (Academic Press, London, 1983), vol. 8 of *Phase Transitions and critical phenomena*, pp. 146–259.
 - [13] A. E. Allahverdyan, K. V. Hovhannisyanyan, A. V. Melkikh, and S. G. Gevorgian, Phys. Rev. Lett. **111**, 050601 (2013).
 - [14] M. O. Scully, Phys. Rev. Lett. **88**, 050602 (2002).
 - [15] T. Feldmann and R. Kosloff, Phys. Rev. E **68**, 016101 (2003).
 - [16] H. Quan, Y.-x. Liu, C. Sun, and F. Nori, Phys. Rev. E **76**, 031105 (2007).
 - [17] A. O. Niskanen, Y. Nakamura, and J. P. Pekola, Phys. Rev. B **76**, 174523 (2007).
 - [18] A. E. Allahverdyan, R. S. Johal, and G. Mahler, Phys. Rev. E **77**, 041118 (2008).
 - [19] J. Roßnagel, O. Abah, F. Schmidt-Kaler, K. Singer, and E. Lutz, Phys. Rev. Lett. **112**, 030602 (2014).
 - [20] R. Kosloff and T. Feldmann, Phys. Rev. E **65**, 055102 (2002).
 - [21] M. Campisi, J. Phys. A: Math. Theo. **47**, 245001 (2014).
 - [22] M. Campisi, J. Pekola, and R. Fazio, New J. Phys. **17**, 035012 (2015).
 - [23] P. Zanardi, P. Giorda, and M. Cozzini, Phys. Rev. Lett. **99**, 100603 (2007).
 - [24] M. E. Fisher and M. N. Barber, Phys. Rev. Lett. **28**, 1516 (1972).

- [25] Y. Imry, Phys. Rev. B **21**, 2042 (1980).
- [2] B. Kaufman, Phys. Rev. **76**, 1232 (1949).
- [27] M. E. Fisher and A. N. Berker, Phys. Rev. B **26**, 2507 (1982).
- [28] M. S. S. Challa, D. P. Landau, and K. Binder, Phys. Rev. B **34**, 1841 (1986).
- [29] J. J. Binney, N. J. Dowrick, A. J. Fisher, and M. E. J. Newman, *The Theory of Critical Phenomena* (Oxford University Press, 1992).
- [30] K. Binder, Rep. Prog. Phys. **50**, 783 (1987).
- [31] H. Panagopoulos and E. Vicari, arXiv:1508.02503 (2015).
- [32] P. Zanardi, M. G. A. Paris, and L. Campos Venuti, Phys. Rev. A **78**, 042105 (2008).
- [4] K.-K. Ni, S. Oospelkaus, M. H. G. de Miranda, A. Pe'er, B. Neyenhuis, J. J. Zirbel, S. Kotochigova, P. S. Julienne, D. S. Jin, and J. Ye, Science **322**, 231 (2008).
- [5] A. Micheli, G. K. Brennen, and P. Zoller, Nat. Phys. Phys. **2**, 341 (2006).
- [35] M. Esposito, K. Lindenberg, and C. V. den Broeck, New Journal of Physics **12**, 013013 (2010).
- [36] R. Kawai, J. M. R. Parrondo, and C. V. den Broeck, Phys. Rev. Lett. **98**, 080602 (2007).
- [37] C. Borgs, R. Kotecký, and S. Miracle-Solé, Journal of Statistical Physics **62**, 529 (1991).

SUPPLEMENTARY MATERIAL

Second order Carnot engine

Performance boost can be realised not only by first order phase transitions but also by second order phase transitions, because, notwithstanding the absence of latent heat, the specific heat may still diverges at the phase transition. We illustrate this with the base substance being the 2D Ising system on a $n \times n$ toroidal lattice in absence of external magnetic field. At the critical inverse temperature $\theta_C = \log(1 + \sqrt{2})$, finite size scaling shows that [1]

$$\bar{c}_K \sim \log N \quad \delta \sim 1/N \quad (17)$$

where $N = n^2$. Accordingly, as long as linear response applies, one should obtain, with the design illustrated in the methods section, the scalings:

$$W_{\text{out}} \sim N, \quad \Delta\eta \sim 1/\log N. \quad (18)$$

The explicit and exact expression of the finite-size internal energy U_K of the 2D Ising model has been reported in the literature [2]. Figure 4 shows η as a function of $n = \sqrt{N}$ at $W_{\text{out}} = Nw_0$. The inset shows $1/\Delta\eta$ as a function of $n = \sqrt{N}$ in a log-linear plot. Note that the graph is linear in accordance with our prediction that the efficiency deviation scales as $1/\log N$. However a close inspection shows that the slope of the graph decreases for large N . In fact the slope will continue to decrease for larger and larger N (not shown), so that asymptotically the logarithmic scaling turns into the ordinary scaling $\Delta\eta \sim 1$. This is because the linear approximation ceases to be valid when N is sufficiently large, due to a faster shrinking of the rounding region compared to the growth of the peak height.

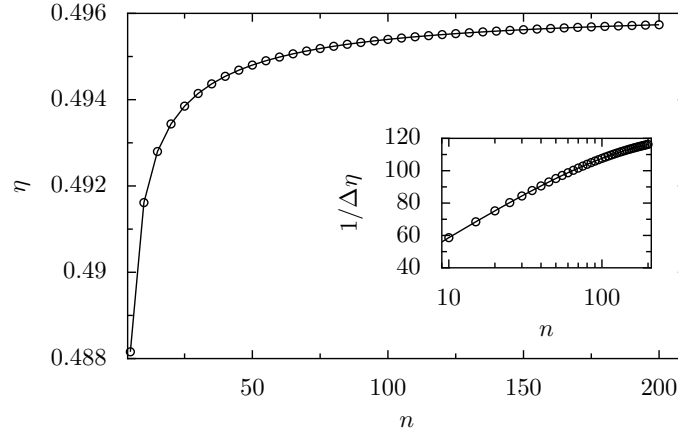


FIG. 4: Efficiency as a function of $n = \sqrt{N}$ for the working substance of a quantum Otto engine made of 2D Ising models on a torus at increasing work $W_{\text{out}} = w_0 N$. Here $\beta_1 = 1, \beta_2 = 2$, hence $\eta_C = 1/2$, and $w_0 = 0.001$. Inset: Log-linear plot of inverse efficiency deviation $1/\Delta\eta$ vs. $n = \sqrt{N}$.

Boost by a cooperative long-range interaction

We consider the fully coordinated Heisenberg model:

$$K = -2J \sum_{i < j} \mathbf{S}_i \cdot \mathbf{S}_j \quad (19)$$

where each spin interacts with all other spins by the exchange interaction J . For spin $1/2$, the eigenvalues are $\varepsilon_p = J[(N+1)p - p^2]$ [3]. As can be seen in the inset of Fig... the specific heat can grow with N for small N , and it then decays. The small N increase of specific heat can be used to boost the performance of a quantum Otto engine. This is illustrated in Fig. 5 As compared to the case of boost by a first or second order phase transition, note that the approach towards the Carnot efficiency can be much faster, however as in the case of second order phase transition it breaks down, but in this case even turns into receding, i.e. a “negative” boost. This mechanism can be very useful

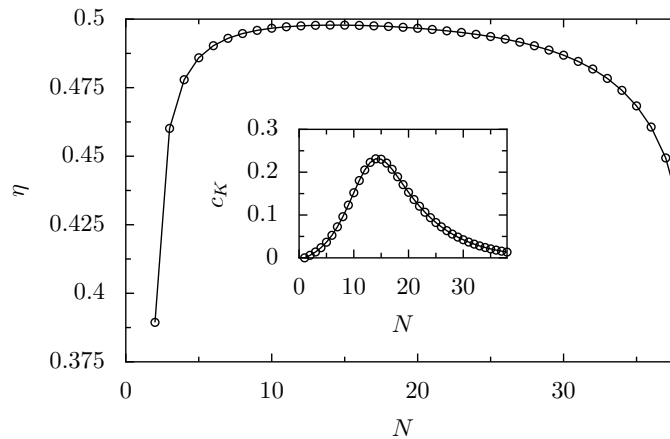


FIG. 5: Efficiency as a function of N for the working substance of a quantum Otto engine made of fully coordinated Heisenberg model at increasing work $W_{\text{out}} = w_0 N$. Here $\lambda_1 = 0.2$, $\beta_1 = 1$, $\beta_2 = 2$, hence $\eta_C = 1/2$, and $W_{\text{out}} = Nw_0$, with $w_0 = 0.001$. Inset: specific heat as a function of N for a fixed $J = 2$ and inverse temperature $\theta = 0.2$. Inset: specific heat as a function of N .

for boosting in those technological applications where the number N of constituents of the working substance is very limited. Note also that, unlike the case of phase transitions, where one needs to match the λ_i 's to be such that the working substance is in the critical region, here such fine tuning is not necessary. The design now only requires fixing a λ_1 without need of any fine tuning, and solve $W_{\text{out}} = Nw_0$ for the λ_2 , which makes their implementation most feasible, e.g. with ultra-cold polar molecules [4, 5].

-
- [1] A. E. Ferdinand and M. E. Fisher, Phys. Rev. **185**, 832 (1969).
 - [2] B. Kaufman, Phys. Rev. **76**, 1232 (1949).
 - [3] C. Kittel and H. Shore, Phys. Rev. **138**, A1165 (1965).
 - [4] K.-K. Ni, S. Ospelkaus, M. H. G. de Miranda, A. Pe'er, B. Neyenhuis, J. J. Zirbel, S. Kotochigova, P. S. Julienne, D. S. Jin, and J. Ye, Science **322**, 231 (2008).
 - [5] A. Micheli, G. K. Brennen, and P. Zoller, Nat. Phys. **2**, 341 (2006).