

Finite-temperature phase transition of $N_f = 3$ QCD with exact center symmetry *

Tatsuhiro Misumi[†]

Department of Mathematical Science, Akita University

Research and Education Center for Natural Sciences, Keio University

E-mail: misumi@phys.akita-u.ac.jp

Takumi Iritani

Department of Physics and Astronomy, Stony Brook University (SUNY)

E-mail: takumi.iritani@stonybrook.edu

Etsuko Ito

Theory Center, High Energy Accelerator Research Organization (KEK)

E-mail: eitou@post.kek.jp

For the Z_3 -symmetric lattice QCD-like theory (Z_3 -QCD), in which $SU(3)$ gauge theory is coupled with three fundamental Wilson quarks with flavor-dependent twisted boundary conditions, we calculate the expectation values of Polyakov loop and chiral condensate as functions of temperature on $16^3 \times 4$ and $20^3 \times 4$ lattices with $m_{PS}/m_V = 0.70$ fixed. We find the first-order phase transition with respect to the Z_3 center symmetry, where the Polyakov loop exhibits a hysteresis depending on the initial condition of thermalization process. We also show that the crossover behavior of chiral condensate around the critical temperature of the center transition and the manifestation of flavor symmetry breaking in the high-temperature phase.

The 33rd International Symposium on Lattice Field Theory

14 -18 July 2015

*Kobe International Conference Center, Kobe, Japan**

*Numerical simulation for this study was carried out on Hitachi SR16000 and IBM System Blue Gene Solution at KEK under its Large-Scale Simulation Program (No. 14/15-12) and Hitachi SR16000 at YITP in Kyoto University. E. I. and T. I. are supported in part by Strategic Programs for Innovative Research (SPIRE) Field 5. T. M. is in part supported by the Japan Society for the Promotion of Science (JSPS) Grants Number 26800147.

[†]Speaker.

1. Introduction

For the finite-temperature QCD, the interconnection between deconfining and chiral transitions has not been completely understood. Some of lattice QCD simulations report that the two transition temperatures coincide while others do not [1, 2, 3]. As well-known, the presence of exact Z_3 center symmetry enable us to study the deconfining phase transition via the expectation value of the Polyakov loop. Although the dynamical fundamental quarks explicitly break the center symmetry, the appropriate boundary conditions for the quarks (Z_3 t.b.c.) prevents it from breaking: Imposing flavor-dependent twisted boundary conditions on the three quarks (shifted by $2\pi/3$) in the compact direction leads to the center symmetric $SU(3)$ gauge theory with three quarks in the fundamental representation on $R^3 \times S^1$ (Z_3 -QCD) [4, 5, 6, 7, 8].

In this paper, we study the finite-temperature lattice setup of the Z_3 -QCD model, with emphasis on center phase transition and its influence on the chiral transition. We numerically calculate the expectation value of Polyakov loop and chiral condensate on $16^3 \times 4$ and $20^3 \times 4$ lattices with $m_{PS}/m_V = 0.70$ fixed. We find out the first-order center phase transition exhibiting the hysteresis depending on the thermalization process. We also show that the crossover behavior of chiral condensate with the hysteresis and the manifestation of flavor symmetry breaking in the high-temperature phase. This talk is mainly based on our recent work [9].

2. Setup

The continuum setup of Z_3 -QCD model is investigated in [4, 5, 6, 7, 8], and we just show the lattice setup of the model we have used in the lattice simulation. Our setup is based on the Iwasaki gauge action with naive Wilson fermions. The lattice action is given by

$$S = S_g + S_f, \quad (2.1)$$

$$S_g = \beta \sum_x \left(c_0 \sum_{\mu < \nu; \mu, \nu=1}^4 W_{\mu\nu}^{1 \times 1}(x) + c_1 \sum_{\mu \neq \nu; \mu, \nu=1}^4 W_{\mu\nu}^{1 \times 2}(x) \right),$$

$$S_f = \sum_{f=u,d,s} \sum_{x,y} \bar{\psi}_x^f M_{x,y} \psi_y^f, \quad (2.2)$$

with $\beta = 6/g^2$. Here g is a bare gauge coupling constant and the parameters for the Iwasaki gauge action are $c_1 = -0.331$ and $c_0 = 1 - 8c_1$. $W^{1 \times 1}$ and $W^{1 \times 2}$ denote the plaquette and the rectangular, respectively. $M_{x,y}$ is given by

$$M_{x,y} = \delta_{x,y} - \kappa \sum_{\mu=1}^4 \left\{ (1 - \gamma_\mu) U_{x,\mu} \delta_{x+\hat{\mu},y} + (1 + \gamma_\mu) U_{y,\mu}^\dagger \delta_{x,y+\hat{\mu}} \right\}, \quad (2.3)$$

where κ is the hopping parameter.

To implement the Z_3 twisted boundary condition on the lattice, we introduce the following twisted boundary conditions for the link variable in the fermion action Eq. (2.2):

$$\begin{aligned} U_4(\vec{x}, \tau = N_\tau) &= -U_4(\vec{x}, \tau = 0) && \text{for } u\text{-flavor}, \\ U_4(\vec{x}, \tau = N_\tau) &= -e^{2\pi i/3} U_4(\vec{x}, \tau = 0) && \text{for } d\text{-flavor}, \\ U_4(\vec{x}, \tau = N_\tau) &= -e^{4\pi i/3} U_4(\vec{x}, \tau = 0) && \text{for } s\text{-flavor}. \end{aligned} \quad (2.4)$$

These conditions are equivalent to the flavor-dependent imaginary chemical potential for the standard finite-temperature QCD; $\mu_I = 0, 2\pi/3$ and $4\pi/3$, respectively. As shown in [4, 5, 6, 7, 8], the flavor-chiral symmetry $SU(3)_L \times SU(3)_R$ is broken to its Cartan subgroup $U(1)_L^2 \times U(1)_R^2$ due to the Z_3 twisted boundary condition. In our simulation, we use the Rational Hybrid Monte Carlo (RHMC) algorithm to calculate the fermion determinant for each flavor.

Before looking into the finite-temperature simulation, we show the way how to fix the parameters. We perform the zero-temperature simulation on 16^4 lattices to obtain the line of constant physics. We carry out the simulations for several values of the hopping parameter κ with each β and measure the pseudo-scalar mass (m_{PS}) and vector meson mass (m_V) for each flavor. We generate 2,000 – 3,000 trajectories, and measure the correlator of these hadronic states every 10 Monte Carlo trajectories, where the estimated autocorrelation length is about 100 trajectories.

β	1.30	1.40	1.50	1.60	1.70	1.80	1.90	2.00	2.10	2.20
κ	0.2019	0.1975	0.1921	0.1861	0.1793	0.1725	0.1663	0.1611	0.1571	0.1539

Table 1: Simulation parameters corresponding to $m_{PS}/m_V = 0.70$: β and κ .

We fix the ratio between m_{PS} and m_V as $m_{PS}/m_V = 0.70$, and tune the value of the hopping parameter for each β shown in Table 1. We use these parameter sets in Table 1 in the finite temperature simulation on $16^3 \times 4$ and $20^3 \times 4$. The number of trajectories for the finite temperature simulation is 500 – 5,000. We measure the Polyakov loop in the temporal direction for every Monte Carlo trajectory and the chiral condensate every 10 trajectories. We note that m_{PS} and m_V are the same as those of the standard three-flavor QCD at zero temperature, which indicates that the breaking of $SU(3)_L \times SU(3)_R$ flavor-chiral symmetry due to the Z_3 twisted boundary condition is not manifest at zero temperature.

3. Results

3.1 Polyakov loop

We first show the distribution plot of the following Polyakov loop (L) which exhibits exact Z_3 center symmetry in the present model.

$$L = \frac{1}{V} \sum_{\vec{x}} \frac{1}{3} \text{tr} \left[\prod_{i=1}^{N_\tau} U_\tau(\vec{x}, i) \right], \quad (3.1)$$

where V denotes the spatial volume in a lattice unit. The left panel of Fig. 1 for Z_3 -QCD shows that the Polyakov loops are distributed around the origin in the low β regime while three vacua exist in the high β regime. On the other hand, in the right panel of Fig. 1, those in the standard three-flavor $SU(3)$ gauge theory shows explicit breaking of Z_3 center symmetry. Our plot indicates that the Z_3 -QCD model possesses exact Z_3 center symmetry, then the symmetry is spontaneously broken in the high-temperature phase.

We now investigate dependence of the Polyakov loop on temperature by varying β with $m_{PS}/m_V = 0.70$ fixed (see Table 1). We generate configurations based on the two types of initial conditions; cold start and hot start. In both panels of Fig. 2, the triangle (blue) symbol denotes

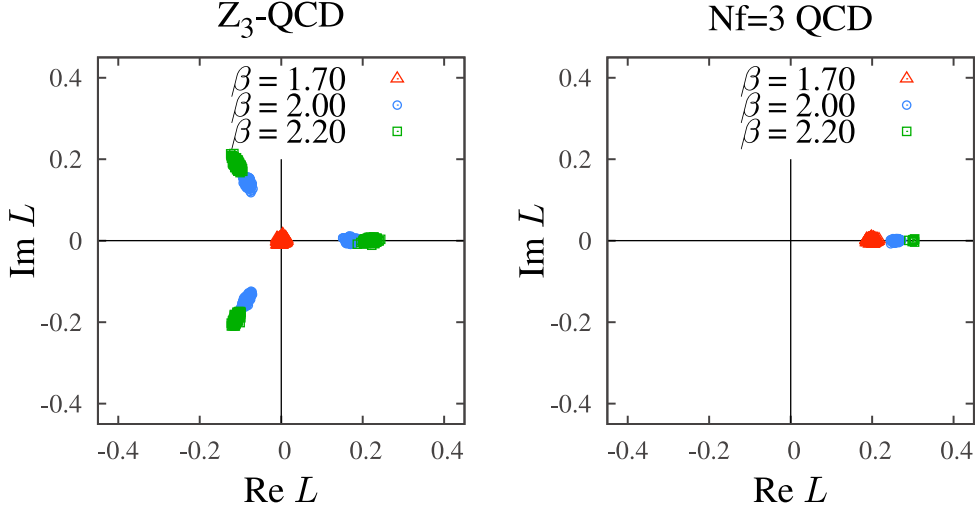


Figure 1: Polyakov loop distribution plot in Z_3 -QCD (left) and the standard three-flavor QCD (right). Both are based on $16^3 \times 4$ lattice for $\beta = 1.70, 2.00, 2.20$ with the same values of κ .

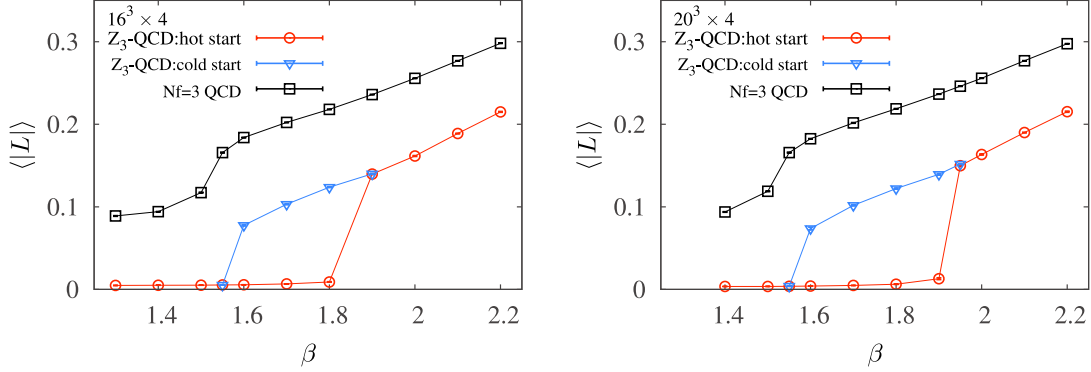


Figure 2: β dependence of the magnitude of Polyakov loop ($\langle |L| \rangle$) for the Z_3 -QCD and standard three-flavor QCD on $16^3 \times 4$ (left) and $20^3 \times 4$ (right) lattices. For the Z_3 -QCD model, the data of $\langle |L| \rangle$ started with the cold start (triangle blue symbols) have a clear jump from zero to non-zero values around the region $1.55 \leq \beta \leq 1.60$ in both panels, while the jump occurs in $1.80 \leq \beta \leq 1.90$ (left) and $1.90 \leq \beta \leq 1.95$ (right) for the data generated by the hot start (circle red symbols). A clear hysteresis stands between these two jumps in Z_3 -QCD model. On the other hand, the data of the standard three-flavor QCD (square black symbols) do not show such a jump nor a hysteresis.

the data started with cold start. The corresponding initial configuration lives in the ordered phase, and we set all initial link variables to unity. On the other hand, the circle (red) symbol denotes the ones started with hot start. The corresponding configuration is in the disordered phase, and the initial link variable is a random number. The square (black) symbol shows the result of the standard finite-temperature three-flavor QCD with the same parameter set as Z_3 -QCD simulations.

Our results are summarized as follows: In the low-temperature regime, the magnitude of Polyakov loop is exactly zero for the Z_3 -QCD, and it gets nonzero in the high-temperature regime. This behavior of Polyakov loop is clearly different from that of the usual three-flavor QCD. Moreover, for the Z_3 -QCD model, we find the hysteresis of Polyakov loop in the range of $1.55 < \beta <$

1.90 depending on the initial conditions (cold or hot) while there is no hysteresis in the standard three-flavor QCD. Such a hysteresis is one of the signals of the first-order phase transition. These results indicate that the Z_3 -QCD model undergoes first-order phase transition, where the Z_3 center symmetry is spontaneously broken. Due to the limitation of space, we omit to discuss our result on the Polyakov loop susceptibility [9] defined by

$$\chi_{\langle |L| \rangle} \equiv V [\langle |L|^2 \rangle - \langle |L| \rangle^2], \quad (3.2)$$

which helps determine the transition temperature. The precise determination of the critical temperature in the large volume and continuum limits remains as a future work.

3.2 Chiral condensates

We here investigate the chiral transition in the finite-temperature Z_3 -QCD model, which is characterized by the chiral condensate. Due to the Z_3 twisted boundary condition, the pattern of symmetry breaking is expected to be $U(1)_L^2 \times U(1)_R^2 \rightarrow U(1)_V^2$ in the present model. On the other hand, the result based on the effective chiral model implies that the flavor symmetry breaking due to the Z_3 twisted boundary condition becomes manifest only in the high-temperature phase [4, 5, 6, 7, 8] while it does not in the low-temperature phase. To elucidate this conjecture, we calculate the chiral condensate for each flavor. We note that, since our simulation is based on the heavy mass $m_{PS}/m_V = 0.70$, the decrease of chiral condensate just indicates effective and approximate restoration of chiral symmetry.

We consider the following flavor-diagonal expectation value of the subtracted chiral condensate [10, 11, 12] for each flavor [13, 14, 15]

$$\langle \bar{\psi}^f \psi^f \rangle_{\text{subt.}} = (2m_{PCAC})^2 \sum_{\vec{x}} \langle P(\vec{x}, t) P^\dagger(\vec{0}, 0) \rangle. \quad (3.3)$$

Here, m_{PCAC} is partially conserved axial current (PCAC) mass, and P denotes the pseudo scalar state defined as $P \equiv \bar{\psi}^f \gamma_5 \psi^f$ for the flavor ($f = u, d, s$) in the left hand side. The PCAC mass is defined via axial Ward identity;

$$2m_{PCAC} = \frac{\sum_{\vec{x}} \partial_4 \langle A_4(\vec{x}, t) P^\dagger(\vec{0}, 0) \rangle}{\sum_{\vec{x}} \langle P(\vec{x}, t) P^\dagger(\vec{0}, 0) \rangle}, \quad (3.4)$$

where A_μ corresponds to the axial vector current defined by $A_\mu = \bar{\psi}^f \gamma_5 \gamma_\mu \psi^f$.

Our results on chiral condensate are summarized as follows: In Fig. 3(left) we show β dependence of chiral condensate for u -flavor in the Z_3 - and three-flavor QCD. Circle (red), triangle (blue) and square (black) symbols stand for the data associated with the hot start and cold start in Z_3 -QCD model and the standard three-flavor QCD, respectively. For all the three cases, the chiral condensate gradually decreases as β increases. However, β dependence of chiral condensates in Z_3 -QCD exhibits a clear hysteresis depending on the initial conditions as with that of the Polyakov loop. It implies that effective restoration of the chiral symmetry is progressing from $\beta = 1.55$ to $\beta = 1.95$ for Z_3 -QCD. The decreasing rate of chiral condensate in Z_3 -QCD model seems larger than the one in the standard three-flavor QCD. As for the chiral crossover temperature, it is not clear whether or not the chiral transition temperatures in Z_3 -QCD and three-flavor QCD coincide.

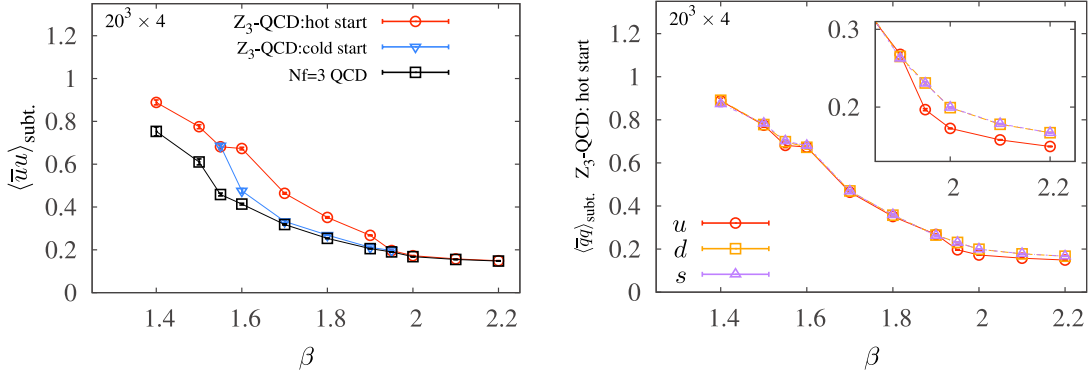


Figure 3: *Left panel:* β dependence of the expectation values of subtracted chiral condensates $\langle \bar{u}u \rangle_{\text{subt.}}$ for Z_3 -QCD and three-flavor QCD on $20^3 \times 4$ lattices. Circle (red), triangle (blue) and square (black) symbols stand for those data associated with the hot start and cold start in Z_3 -QCD and the three-flavor QCD, respectively. *Right panel:* $\langle \bar{q}q \rangle$ for each flavor in Z_3 -QCD model on $20^3 \times 4$. Circle (red), square (orange) and triangle (violet) symbols denote u -, d - and s -flavor generated with the hot start, respectively.

(See [16, 17, 18] on the determination of the chiral transition temperature.) According to the arguments in Refs. [19, 20], the $2\pi/3$ periodicity of partition function in the imaginary chemical potential could lead to coincidence of the chiral phase transition temperature in the two theories. On the other hand, since the flavor-chiral symmetry in Z_3 -QCD model in the chiral limit is broken to $U(1)_L^2 \times U(1)_R^2$ due to the twisted boundary condition, we may have the smaller number of Nambu-Goldstone modes than the usual three-flavor QCD, which lifts the phase transition temperature in general. We need further investigation on the topic. (See [21] for the similar situation.)

In Fig. 3(right), we show the expectation values of chiral condensates for each flavor. Circle (red), square (orange) and triangle (violet) symbols denote u -, d - and s -flavor generated with the hot start, respectively. The figure shows that the three components of chiral condensates are degenerate in the low-temperature phase, while in the high-temperature phase there is clear flavor symmetry breaking. It means that the Z_3 center of $SU(3)$ flavor symmetry is effectively intact in the low-temperature phase, while the breaking of this symmetry gets manifest in the high-temperature phase. We need further study to verify the conjecture of the chiral model, which states that the $SU(3)$ flavor symmetry is not influenced by the twisted boundary condition in the low-temperature phase [4, 5, 6, 7, 8]. What we can argue from our results is that the effective preservation of the Z_3 flavor symmetry in the low-temperature phase is consistent with the conjecture.

4. Summary and Discussion

We investigate the finite-temperature Z_3 -QCD model on the lattice, with emphasis on center phase transition and its influence on the chiral transition. Temperature dependence of Polyakov loop and chiral condensate are calculated on $16^3 \times 4$ and $20^3 \times 4$ lattices with $m_{PS}/m_V = 0.70$ fixed. We find out the signal of first-order center phase transition, which is characterized by the hysteresis depending on the initial conditions. The chiral crossover transition takes place around the center critical temperature, where the chiral condensate exhibits a hysteresis in the same range as that of the center phase transition. We find that the decrease of chiral condensate in Z_3 -QCD

is more rapid than that of the standard three-flavor QCD while temperatures of the two crossover transitions are almost the same. Our results also support the manifestation of flavor symmetry breaking due to the Z_3 twisted boundary condition in the high-temperature phase, which has been conjectured in [4, 5, 6, 7, 8].

References

- [1] J. B. Kogut, M. Stone, H. W. Wyld, W. R. Gibbs, J. Shigemitsu, S. H. Shenker and D. K. Sinclair, Phys. Rev. Lett. **50**, 393 (1983).
- [2] A. Bazavov, J. Phys. Conf. Ser. **446**, 012011 (2013) [arXiv:1303.6294 [hep-lat]].
- [3] Z. Fodor and S. D. Katz, arXiv:0908.3341 [hep-ph].
- [4] H. Kouno, Y. Sakai, T. Makiyama, K. Tokunaga, T. Sasaki and M. Yahiro, J. Phys. G **39**, 085010 (2012).
- [5] Y. Sakai, H. Kouno, T. Sasaki and M. Yahiro, Phys. Lett. B **718**, 130 (2012) [arXiv:1204.0228 [hep-ph]].
- [6] H. Kouno, T. Makiyama, T. Sasaki, Y. Sakai and M. Yahiro, J. Phys. G **40**, 095003 (2013) [arXiv:1301.4013 [hep-ph]].
- [7] H. Kouno, T. Misumi, K. Kashiwa, T. Makiyama, T. Sasaki and M. Yahiro, Phys. Rev. D **88**, no. 1, 016002 (2013) [arXiv:1304.3274 [hep-ph]].
- [8] H. Kouno, K. Kashiwa, J. Takahashi, T. Misumi and M. Yahiro, arXiv:1504.07585 [hep-ph].
- [9] T. Iritani, E. Itou and T. Misumi, arXiv:1508.07132 [hep-lat].
- [10] L. Giusti, F. Rapuano, M. Talevi and A. Vladikas, Nucl. Phys. B **538**, 249 (1999) [hep-lat/9807014].
- [11] T. Umeda *et al.* [WHOT-QCD Collaboration], PoS LATTICE **2012**, 074 (2012) [arXiv:1212.1215].
- [12] M. Hayakawa, K.-I. Ishikawa, S. Takeda, M. Tomii and N. Yamada, Phys. Rev. D **88**, no. 9, 094506 (2013) [arXiv:1307.6696 [hep-lat]].
- [13] M. Bochicchio, L. Maiani, G. Martinelli, G. C. Rossi and M. Testa, Nucl. Phys. B **262** (1985) 331.
- [14] S. Itoh, Y. Iwasaki, Y. Oyanagi and T. Yoshie, Nucl. Phys. B **274** (1986) 33.
- [15] S. Aoki, Nucl. Phys. Proc. Suppl. **60A** (1998) 206 [hep-lat/9707020].
- [16] S. Borsanyi *et al.* [Wuppertal-Budapest Collaboration], JHEP **1009**, 073 (2010) [arXiv:1005.3508 [hep-lat]].
- [17] A. Bazavov *et al.*, Phys. Rev. D **85**, 054503 (2012) [arXiv:1111.1710 [hep-lat]].
- [18] T. Bhattacharya *et al.*, Phys. Rev. Lett. **113**, no. 8, 082001 (2014) [arXiv:1402.5175 [hep-lat]].
- [19] A. Roberge and N. Weiss, Nucl. Phys. B **275**, 734 (1986).
- [20] M. D’Elia and M. P. Lombardo, Phys. Rev. D **67**, 014505 (2003) [hep-lat/0209146].
- [21] S. Kratochvila and P. de Forcrand, Phys. Rev. D **73**, 114512 (2006) [hep-lat/0602005].