

Complete nondestructive analysis of two-photon six-qubit hyperentangled Bell states assisted by cross-Kerr nonlinearity

Qian Liu,¹ Guan-Yu Wang,¹ Mei Zhang,¹ and Fu-Guo Deng^{1,2,*}

¹*Department of Physics, Applied Optics Beijing Area Major Laboratory,
Beijing Normal University, Beijing 100875, China*

²*State Key Laboratory of Networking and Switching Technology,
Beijing University of Posts and Telecommunications, Beijing 100876, China*

(Dated: December 8, 2024)

Hyperentanglement, the entanglement in several degrees of freedom (DOFs) of a quantum system, has attracted much attention as it can be used to increase the channel capacity of quantum communication and its security largely. Here, we present the first scheme to completely distinguish the hyperentangled Bell states of two-photon systems in three DOFs with the help of cross-Kerr nonlinearity without destruction, including two longitudinal momentum DOFs and the polarization DOF. We use cross-Kerr nonlinearity to construct quantum nondemolition detectors which can be used to make a parity-check measurement and analyze Bell states of two-photon systems in different DOFs. Our complete scheme for two-photon six-qubit hyperentangled Bell-state analysis may be useful for the practical applications in quantum information, especially in long-distance high-capacity quantum communication. We show its applications in hyperentanglement swapping and hyperdense coding with two-photon systems entangled in three DOFs simultaneously.

PACS numbers: 03.67.Hk, 03.67.Bg, 42.50.Pq

I. INTRODUCTION

Quantum entanglement plays an important role in quantum information processing. It is the key resource for quantum communication tasks, such as quantum teleportation [1], quantum swapping [2], quantum dense coding [3, 4], quantum key distribution [5, 6], quantum secret sharing [7], quantum secure direct communication [8, 9], and so on. Recently, hyperentanglement, the entanglement in multiple degrees of freedom (DOFs) of a quantum system [10–12], has attracted much attention. It can be used to complete the deterministic entanglement purification for nonlocal photon systems in the polarization degree of freedom [13–17]. As it is impossible to deterministically distinguish the four Bell states in polarization with only linear optical elements, hyperentanglement can also be used to assist the complete Bell-state analysis (BSA). For instance, Kwiat and Weinfurter [18] proposed a BSA scheme using photons entangled in polarization and momentum (spatial mode) in 1998. In 2003, Walborn *et al.* [19] presented a simple linear-optical scheme for the complete Bell-state analysis of photons with hyperentanglement in both polarization and momentum. The experiments of a complete BSA with polarization-time-bin hyperentanglement [20] and polarization-momentum hyperentanglement [21] have also been reported in succession. For all the linear-optical BSA protocols mentioned above, they use one DOF as an ancillary to accomplish the complete BSA in the other DOF, rather than distinguish all the hyperentangled Bell states themselves. In 2007, Wei *et al.* [22] pointed out that 7 states in the group of 16 orthogonal hyperentangled Bell states can be distinguished with only linear optics. The general theoretical explanation has been presented by Piseni's group [23] in 2011.

Hyperentanglement of photon systems can increase both the channel capacity of long-distance quantum communication and its security. In 2008, Barreiro *et al.* [24] beat the channel capacity limit for linear photonic superdense coding with polarization-orbital-angular-momentum hyperentanglement. In 2013, Ren, Du, and Deng [25] gave the first hyperentanglement concentration protocol for two-photon four-qubit systems with linear optics. Subsequently, Ren and Deng presented the seminal protocol for the hyperentanglement purification of polarization-spatial hyperentangled states [26]. In 2014, Ren, Du, and Deng [27] gave a two-step hyper-EPP for polarization-spatial hyperentangled states with the quantum-state-joining method, and it has a far higher efficiency. Ren and Long [28] proposed a general hyper-ECP for photon systems assisted by quantum dot spins inside optical microcavities. Li and Ghose [29] presented a hyperconcentration scheme for multipartite entanglement via linear optics. Some other interesting protocols for hyperentanglement concentration and hyperentanglement purification [30–32] were presented in 2015. Both hyperentanglement purification and hyperentanglement concentration are important techniques for long-distance high-capacity quantum communication with quantum repeaters. Interestingly, Wang, Song, and Long [33] proposed a quantum repeater protocol for long-distance quantum communication with hyperentanglement.

* Corresponding author: fgdeng@bnu.edu.cn

In fact, in long-distance high-capacity quantum communication, the complete analysis for all the orthogonal hyperentangled Bell states of photon systems in multiple DOFs is necessary. The 16 orthogonal hyperentangled Bell states of two-photon systems in two DOFs can be distinguished completely if nonlinear optics is introduced. In 2010, Sheng *et al.* [34] gave the first scheme for the complete hyperentangled-Bell-state analysis (HBSA) for quantum communication with the help of cross-Kerr nonlinearity, and they also designed the pioneering model for the quantum teleportation with two DOFs of photon pairs. In 2012, Ren *et al.* [35] proposed another complete HBSA scheme for photon systems in both the polarization and the spatial-mode DOFs with the help of giant nonlinear optics in one-sided quantum-dot-cavity systems. The entanglement swapping with photonic polarization-spatial hyperentanglement was presented in their paper as well. Using double-sided quantum-dot-cavity systems, the complete HBSA scheme also can be accomplished [36]. In the same year, Xia *et al.* [37] proposed an efficient scheme for hyperentangled Greenberger-Horne-Zeilinger-state analysis with cross-Kerr nonlinearity. Recently, the hyperentangled Bell states for two-photon six-qubit systems were produced in experiments [11, 38–40], but there are no schemes for the complete analysis on two-photon six-qubit quantum states as they are far difficult, compared with the Bell states in both one and two DOFs.

In this paper, we give the first scheme to completely distinguish the hyperentangled Bell states of two-photon systems in three DOFs with the help of cross-Kerr nonlinearity without destruction, including a polarization DOF and double longitudinal momentum DOFs. Our complete analysis protocol for hyperentangled Bell states of two photons in three DOFs can be divided into three steps. In the first step, we use the cross-Kerr nonlinearity to construct quantum nondemolition detectors (QNDs) to distinguish the even-parity states and the odd-parity states of the four Bell states in the first longitudinal momentum DOF. Subsequently, we distinguish the phase differences in each group to accomplish the analysis of the four Bell states in the first longitudinal momentum DOF completely, without destroying the entanglement in the other two DOFs. The second step is used to distinguish the four Bell states in the second longitudinal momentum DOF. As these two longitudinal momentum DOFs are all linear momentum DOFs, the analysis protocol of this step is similar to the first step. The distinction of the four Bell states in the polarization DOF is described in the last step. Our HBSA protocol for two-photon six-qubit hyperentangled systems may be useful in the practical applications in quantum information processing, blind quantum computation, distributed quantum computation, and especially long-distance high-capacity quantum communication in future. With hyperentanglement swapping and hyperdense coding on two-photon systems entangled in three DOFs simultaneously as two examples, we show the principles of the applications of our HBSA protocol in detail.

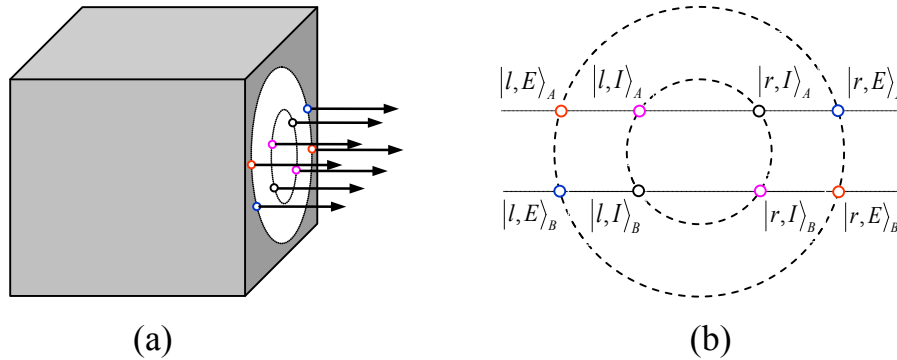


FIG. 1: (a) Source for two-photon six-qubit hyperentangled Bell states. A detailed description of the source is given in [11, 38–40]. (b) Modes for two-photon six-qubit hyperentangled Bell states. The upper modes correspond to Alice's photon, while the lower modes correspond to Bob's photon. l , r , I , and E are the left, right, internal, and external modes for a photon, respectively.

II. COMPLETE ANALYSIS SCHEME FOR TWO-PHOTON SIX-QUBIT HYPERENTANGLED BELL STATES

A. Complete analysis for the states of a two-photon system in momentum modes

The Hamiltonian of a cross-Kerr nonlinearity medium is [41, 42]

$$H = \hbar \chi a_s^\dagger a_s a_p^\dagger a_p. \quad (1)$$

Here a_s (a_p) and a_s^\dagger (a_p^\dagger) are the annihilation and the creation operators of the signal (probe) pulse beam, respectively. $\hbar\chi$ is the coupling strength of the nonlinearity, which is decided by the property of the nonlinear material. If we consider that the probe beam is the coherent state $|\alpha\rangle$, for an arbitrary signal state $|\varphi\rangle_s = c_0|0\rangle_s + c_1|1\rangle_s$, the effect of the cross-Kerr nonlinearity on the whole system can be described as

$$U|\varphi\rangle_s|\alpha\rangle_p = e^{iH_{QND}t/\hbar}(c_0|0\rangle_s + c_1|1\rangle_s)|\alpha\rangle_p = c_0|0\rangle_s|\alpha\rangle_p + c_1|1\rangle_s|\alpha e^{i\theta}\rangle_p, \quad (2)$$

where $|0\rangle_s$ and $|1\rangle_s$ are the Fock states for the signal pulse. The phase shift $\theta = \chi t$ and t is the interaction time which is proportional to the number of photons with the single-photon state being unaffected.

A hyperentangled Bell state of two-photon six-qubit systems in three DOFs can be described as follows:

$$|HE_6\rangle = \frac{1}{2\sqrt{2}}(|H\rangle_A|H\rangle_B + |V\rangle_A|V\rangle_B) \otimes (|l\rangle_A|r\rangle_B + |r\rangle_A|l\rangle_B) \otimes (|I\rangle_A|I\rangle_B + |E\rangle_A|E\rangle_B). \quad (3)$$

Here the subscripts A and B denote the two photons. The three independent DOFs are polarization and a double longitudinal momentum (r/l and E/I), shown in Fig.1. The two-photon six-qubit source has been extensively described in [11, 38–40]. The system consists of two 0.5-mm-thick type-I β barium borate (BBO) crystal slabs, which is aligned one behind the other. A continuous-wave (cw) vertically polarized Ar^+ laser beam ($P = 50$ mW, $\lambda_p = 364$ nm) interacts through spontaneous parametric down-conversion (SPDC) with the two BBO crystal slabs, and the nonlinear interaction between the laser beam and the BBO crystal will lead to the production of the degenerate photon pairs at the wavelength $\lambda = 728$ nm, entangling in polarization and belonging to the surfaces of two emission cones. As shown in Fig. 1(a), the insertion of a eight-hole screen allows us to achieve the double longitudinal momentum entanglement. The labels in Fig. 1(b) are used to identify the selected modes. The internal (I) and the external (E) cones correspond to the first and the second crystals, respectively. Furthermore, l (r) refers to the left (right) side of each cone.

The distinction between the internal (I) and the external (E) modes provides us the second momentum DOF, while the first longitudinal momentum DOF comes from the distinction between the left (l) and right (r) modes. Therefore, the six-qubit hyperentangled state described in Eq.(3) is given by the product of one polarization entangled state and two longitudinal momentum entangled states of a photon pair.

Let us denote the four Bell states in the polarization DOF of two-photon systems as

$$|\phi^\pm\rangle_P = \frac{1}{\sqrt{2}}(|H\rangle_A|H\rangle_B \pm |V\rangle_A|V\rangle_B), \quad |\psi^\pm\rangle_P = \frac{1}{\sqrt{2}}(|H\rangle_A|V\rangle_B \pm |V\rangle_A|H\rangle_B), \quad (4)$$

and four Bell states in the first longitudinal momentum DOF as

$$|\phi^\pm\rangle_F = \frac{1}{\sqrt{2}}(|l\rangle_A|l\rangle_B \pm |r\rangle_A|r\rangle_B), \quad |\psi^\pm\rangle_F = \frac{1}{\sqrt{2}}(|l\rangle_A|r\rangle_B \pm |r\rangle_A|l\rangle_B), \quad (5)$$

while the four Bell states in the second longitudinal momentum DOF can be expressed as

$$|\phi^\pm\rangle_S = \frac{1}{\sqrt{2}}(|I\rangle_A|I\rangle_B \pm |E\rangle_A|E\rangle_B), \quad |\psi^\pm\rangle_S = \frac{1}{\sqrt{2}}(|I\rangle_A|E\rangle_B \pm |E\rangle_A|I\rangle_B). \quad (6)$$

Here the subscripts P , F , and S denote the polarization, the first longitudinal momentum, and the second longitudinal momentum DOFs of a two-photon six-qubit system, respectively.

The principle of our scheme for the complete analysis on the quantum states of a two-photon six-qubit system in the first longitudinal momentum DOF is shown in Figs .2 and 3. In detail, one can let the two photons AB pass through the first quantum nondemolition detector (QND₁) whose circuit is shown in Fig.2. Based on the principle of cross-Kerr effects, the evolution of the four Bell states in the first longitudinal momentum and the coherent state can be described as follows:

$$|\phi^\pm\rangle_F|\alpha\rangle = \frac{1}{\sqrt{2}}(|l\rangle_A|l\rangle_B \pm |r\rangle_A|r\rangle_B)|\alpha\rangle \rightarrow \frac{1}{\sqrt{2}}(|l\rangle_A|l\rangle_B|\alpha e^{-2i\theta}\rangle \pm |r\rangle_A|r\rangle_B|\alpha e^{2i\theta}\rangle), \quad (7)$$

$$|\psi^\pm\rangle_F|\alpha\rangle = \frac{1}{\sqrt{2}}(|l\rangle_A|r\rangle_B \pm |r\rangle_A|l\rangle_B)|\alpha\rangle \rightarrow \frac{1}{\sqrt{2}}(|l\rangle_A|r\rangle_B|\alpha\rangle \pm |r\rangle_A|l\rangle_B|\alpha\rangle) = \frac{1}{\sqrt{2}}(|l\rangle_A|r\rangle_B \pm |r\rangle_A|l\rangle_B)|\alpha\rangle. \quad (8)$$

If these two photons are in the same state $|r\rangle_A|r\rangle_B$ or $|l\rangle_A|l\rangle_B$ in the first longitudinal momentum DOF, the coherent probe beam will pick up a phase shift $+2\theta$ or -2θ . If these two photons are in the different states $|l\rangle_A|r\rangle_B$ or $|r\rangle_A|l\rangle_B$,

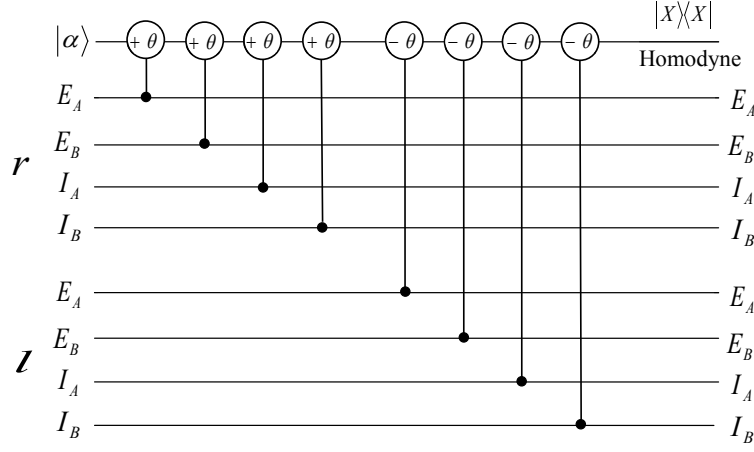


FIG. 2: (a) Schematic diagram of QND₁ which is used to distinguish the even-parity states $|\phi^\pm\rangle_F$ from the odd-parity states $|\psi^\pm\rangle_F$ in the first longitudinal momentum DOF of the two-photon six-qubit system AB . $\pm\theta$ denotes the cross-Kerr nonlinear media which will make the coherent probe beam $|\alpha\rangle$ have a phase shift $\pm\theta$ when there is a signal photon passing through it. $|X\rangle\langle X|$ is the homodyne measurement to discriminate different phase shifts of the coherent probe beam. r and l represent the left and the right sides of each cone from where the photons emit, respectively. The internal (I) and the external (E) cones correspond to the first and the second crystal from which the photons are produced, respectively.

TABLE I: The relationship between the measurement results of these two QNDs and the corresponding Bell states in the first longitudinal momentum DOF.

Bell states	QND ₁	QND ₂
$ \phi^+\rangle_F$	$\pm 2\theta$	$\pm 2\theta$
$ \phi^-\rangle_F$	$\pm 2\theta$	0
$ \psi^+\rangle_F$	0	$\pm 2\theta$
$ \psi^-\rangle_F$	0	0

the phase shift of the coherent probe beam will be 0. As the homodyne measurement cannot distinguish $+2\theta$ from -2θ , there are only two measurement outcomes $|\alpha\rangle$ and $|\alpha e^{\pm 2i\theta}\rangle$ for the coherent probe beam. Thus, according to the measurement results, one can distinguish the even-parity states $|\phi^\pm\rangle_F$ from the odd-parity states $|\psi^\pm\rangle_F$. That is, QND₁ shown in Fig. 2 is a quantum nondemolition detector, with which one can distinguish the parity of the two photons A and B in the first longitudinal momentum DOF.

After QND₁, one can divided the four Bell states in the first longitudinal momentum DOF into two groups, $|\phi^\pm\rangle_F$ and $|\psi^\pm\rangle_F$. The next task is to distinguish the different phases in $|\phi^\pm\rangle_F$ and $|\psi^\pm\rangle_F$, respectively. By using the 50:50 beam splitters (BSs) shown in Fig.3 on the photons, one can get the following transformations:

$$\begin{aligned}
 |\phi^+\rangle_F &\rightarrow \frac{1}{\sqrt{2}}(|l\rangle_A |l\rangle_B + |r\rangle_A |r\rangle_B), & |\phi^-\rangle_F &\rightarrow \frac{1}{\sqrt{2}}(|l\rangle_A |r\rangle_B + |r\rangle_A |l\rangle_B), \\
 |\psi^+\rangle_F &\rightarrow \frac{1}{\sqrt{2}}(|l\rangle_A |l\rangle_B - |r\rangle_A |r\rangle_B), & |\psi^-\rangle_F &\rightarrow \frac{1}{\sqrt{2}}(|l\rangle_A |r\rangle_B - |r\rangle_A |l\rangle_B).
 \end{aligned} \tag{9}$$

One can see that the BSs transform the phase difference of the two states from each group into the parity difference. The two Bell states in the same group will belong to different groups after the BSs. When these two photons pass through the same quantum circuit as QND₁ (that is, QND₂ shown in Fig. 3), the four Bell states can be distinguished completely. The relationship between the measurement results of these two QNDs and the corresponding Bell states in the first longitudinal momentum DOF is shown in Table I.

Now, we have finished the distinction of the four Bell states in the first longitudinal momentum, without destroying the hyperentanglement in the other two DOFs. As for the change of these four Bell states, one can just use some linear optical elements to recover them. Then we move to the next step to distinguish the four Bell states in the second longitudinal momentum DOF. As the first longitudinal momentum and the second longitudinal momentum are all linear momentum, what we do to realize the next distinction is similar to the first longitudinal momentum DOF. The difference is to interchange the path labels r/l to E/I . The principle for distinguishing the four Bell states of the two-photon system in the second longitudinal momentum DOF is shown in Fig. 4. One lets the two photons first pass

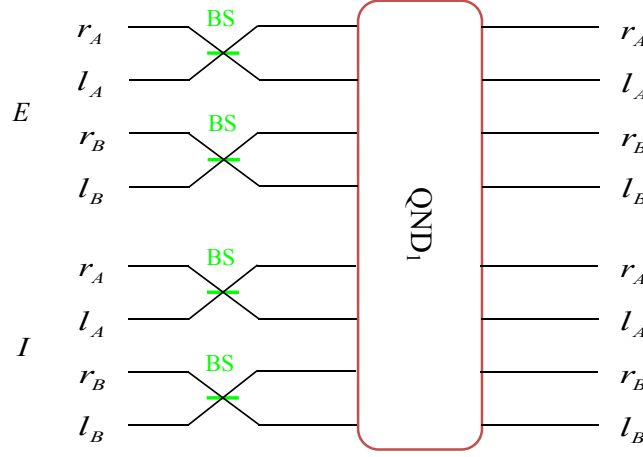


FIG. 3: Schematic diagram of QND₂. Each of the 50:50 BSs acts as a Hadamard operation on the photon in the first longitudinal momentum DOF. After these two photons pass through the BSs, one can use mirrors to separate the paths of photons.

TABLE II: The relationship between the measurement results of QND₃ and QND₄ and the corresponding Bell states in the second longitudinal momentum DOF.

Bell states	QND ₃	QND ₄
$ \phi^+\rangle_S$	$\pm 2\theta$	$\pm 2\theta$
$ \phi^-\rangle_S$	$\pm 2\theta$	0
$ \psi^+\rangle_S$	0	$\pm 2\theta$
$ \psi^-\rangle_S$	0	0

through QND₃ and then QND₄ whose circuits are shown in Fig. 4 (a) and (b), respectively. With these two QNDs, one can analyze the four Bell states in the second longitudinal momentum DOF completely. The relationship between the measurement results of this scheme and the corresponding Bell states in the second longitudinal momentum DOF are described in Table II.

B. Complete six-qubit hyperentangled Bell state analysis scheme for states in polarization

Now, let us move our attention to the last task, which is to distinguish the four Bell states of the two-photon six-qubit system in the polarization DOF.

Suppose that we get the hyperentangled Bell states in momentum modes $|\phi^+\rangle_F |\phi^+\rangle_S = \frac{1}{\sqrt{2}}(|l\rangle_A |l\rangle_B + |r\rangle_A |r\rangle_B) \otimes \frac{1}{\sqrt{2}}(|I\rangle_A |I\rangle_B + |E\rangle_A |E\rangle_B)$. For simplicity, we can just discuss the case that the photon pair in the momentum modes $|r\rangle_A |r\rangle_B (|I\rangle_A |I\rangle_B + |E\rangle_A |E\rangle_B)$, as the case in the other modes is similar to it with a little modification. The analysis of the four Bell states in polarization is analogous to that in [34, 43]. The schematic diagram for the distinction of the four Bell states in polarization is shown in Fig.5.

With QND₅ shown in Fig.5 (a), the states $|\phi^\pm\rangle_P$ with the coherent state $|\alpha\rangle$ evolve as

$$\begin{aligned}
 |\phi^\pm\rangle_P |\alpha\rangle &= \frac{1}{\sqrt{2}}(|H\rangle_A |H\rangle_B \pm |V\rangle_A |V\rangle_B) |\alpha\rangle \\
 &\rightarrow \frac{1}{\sqrt{2}}(|H\rangle_A |H\rangle_B |\alpha e^{i\theta}\rangle \pm |V\rangle_A |V\rangle_B |\alpha e^{-i\theta}\rangle),
 \end{aligned} \tag{10}$$

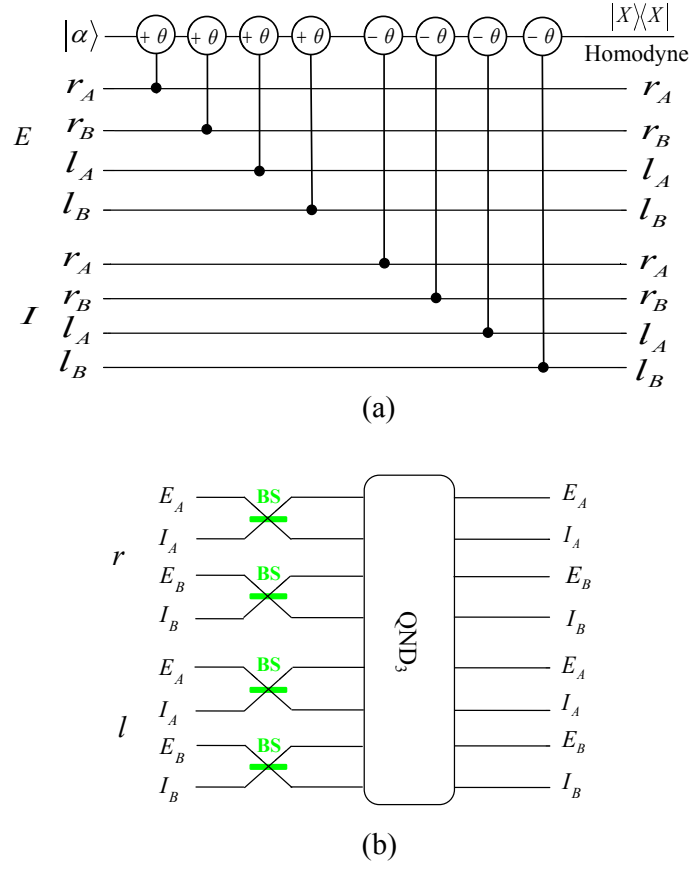


FIG. 4: Schematic diagram for distinguishing the four Bell states of the two-photon six-qubit system in the second longitudinal momentum DOF. (a) QND₃. (b) QND₄.

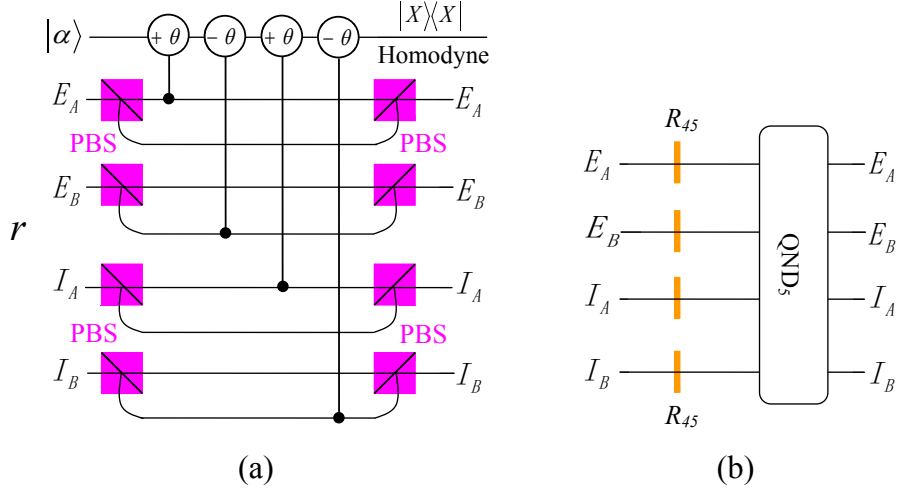


FIG. 5: Scheme diagram of the complete analysis for two-photon six-qubit hyperentangled states in the polarization DOF. (a) QND₅. (b) QND₆. PBS represents a polarizing beam splitter which is used to transmit the horizontal (H) polarization photon and reflect the vertical (V) polarization photon, respectively. R_{45} represents the wave plates which rotates the horizontal and vertical polarization by 45° to accomplish a Hadamard operation on polarization.

while the states $|\psi^\pm\rangle_P$ with the coherent state $|\alpha\rangle$ evolve as

$$\begin{aligned} |\psi^\pm\rangle_P |\alpha\rangle &= \frac{1}{\sqrt{2}}(|H\rangle_A |V\rangle_B \pm |V\rangle_A |H\rangle_B) |\alpha\rangle \\ &\rightarrow \frac{1}{\sqrt{2}}(|H\rangle_A |V\rangle_B |\alpha\rangle \pm |V\rangle_A |H\rangle_B |\alpha\rangle) = \frac{1}{\sqrt{2}}(|H\rangle_A |V\rangle_B \pm |V\rangle_A |H\rangle_B) |\alpha\rangle. \end{aligned} \quad (11)$$

In these evolutions, the modes $|H\rangle_A |H\rangle_B$ or $|V\rangle_A |V\rangle_B$ will let the coherent probe beam pick up a phase shift $+\theta$ or $-\theta$, but the coherent probe beam will pick up no phase shift if the two photons are in the mode $|H\rangle_A |V\rangle_B$ or $|V\rangle_A |H\rangle_B$. With an X-quadrature measurement on the coherent beam, as $|\alpha e^{\pm i\theta}\rangle$ can no be distinguished, one can divided the four Bell states in polarization into two groups, the even-parity one $\{|\phi^+\rangle_p, |\phi^-\rangle_p\}$ and the odd-parity one $\{|\psi^+\rangle_p, |\psi^-\rangle_p\}$.

The next step is to distinguish the different relative phases in each of these two groups. This task can be accomplished with the circuit shown in Fig. 5 (b). Here the wave plate R_{45} is used to accomplish a Hadamard operation on the polarization of photons. A Hadamard operation on each of the two photons AB will make the following transformations:

$$\begin{aligned} |\phi^+\rangle_P &\rightarrow \frac{1}{\sqrt{2}}(|H\rangle_A |H\rangle_B + |V\rangle_A |V\rangle_B), & |\phi^-\rangle_P &\rightarrow \frac{1}{\sqrt{2}}(|H\rangle_A |V\rangle_B + |V\rangle_A |H\rangle_B), \\ |\psi^+\rangle_P &\rightarrow \frac{1}{\sqrt{2}}(|H\rangle_A |H\rangle_B - |V\rangle_A |V\rangle_B), & |\psi^-\rangle_P &\rightarrow \frac{1}{\sqrt{2}}(|H\rangle_A |V\rangle_B - |V\rangle_A |H\rangle_B). \end{aligned} \quad (12)$$

As R_{45} can transform the phase difference into the parity difference, one can then use the same quantum circuit as QND₅ to distinguish the parity difference between the two states in each group. That is, after the photons pass through QND₆ shown in Fig. 5 (b), the two Bell states in the even-parity group $\{|\phi^+\rangle_p, |\phi^-\rangle_p\}$ or the odd-parity one $\{|\psi^+\rangle_p, |\psi^-\rangle_p\}$ can be distinguished completely. The relationship between the measurement results of this scheme and the corresponding Bell states in polarization is described in Table III.

From the analysis above, one can see that the complete nondestructive analysis for two-photon six-qubit hyperentangled Bell states can be accomplished. This complete HBSA can be used to complete some other important tasks in high-capacity quantum communication, such as teleportation with photon systems in three DOFs, hyperentanglement swapping, quantum hyperdense coding, and so on.

TABLE III: The relationship between the measurement results of QND₅ and QND₆ and the corresponding Bell states in the polarization DOF.

Bell states	QND ₅	QND ₆
$ \phi^+\rangle_P$	$\pm\theta$	$\pm\theta$
$ \phi^-\rangle_P$	$\pm\theta$	0
$ \psi^+\rangle_P$	0	$\pm\theta$
$ \psi^-\rangle_P$	0	0

III. APPLICATIONS OF OUR ANALYSIS PROTOCOL IN QUANTUM COMMUNICATION

As a complete and deterministic analysis on quantum hyperentangled states is important in quantum communication, it is interesting for us to discuss the applications of our HBSA protocol. Here, we discuss two unique techniques in long-distance quantum communication, that is, hyperentanglement swapping and quantum hyperdense coding. For hyperentanglement swapping, it provides a good tool for quantum repeaters in long-distance quantum communication, while quantum hyperdense coding is the basic application of hyperentanglement in long-distance quantum communication and it can improve the capacity largely by transmitting one particle from the sender to the receiver forth and back. So we take hyperentanglement swapping and quantum hyperdense coding as examples to describe the principle of the application of our six-qubit HBSA protocol.

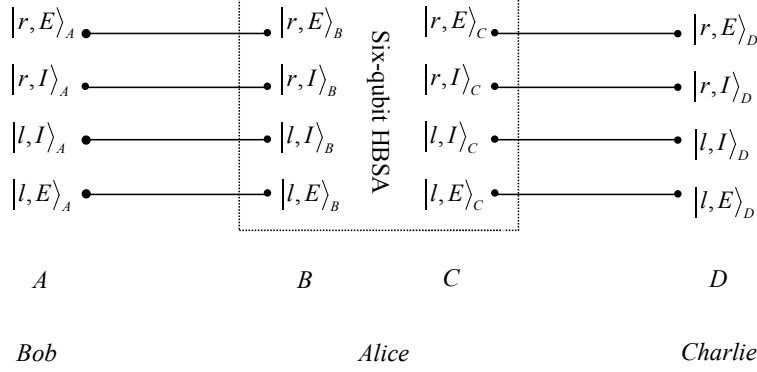


FIG. 6: Schematic diagram for the hyperentanglement swapping on two-photon systems in three DOFs. The initial two-photon six-qubit hyperentangled states are prepared in nodes AB and CD (the four photons). Bob and Charlie can get the two-photon six-qubit hyperentangled state between nodes A and D resorting to the two-photon six-qubit HBSA performed by Alice.

A. Hyperentanglement swapping with two-photon six-qubit hyperentangled Bell states

Hyperentanglement swapping enables one to entangle two nonlocal quantum systems that never interact with each other. Suppose that the two entangled pairs AB and CD are in the following hyperentangled states:

$$\begin{aligned} |HE_6\rangle^{AB} &= \frac{1}{2\sqrt{2}}(|H\rangle_A|H\rangle_B + |V\rangle_A|V\rangle_B)(|l\rangle_A|r\rangle_B + |r\rangle_A|l\rangle_B)(|I\rangle_A|I\rangle_B + |E\rangle_A|E\rangle_B), \\ |HE_6\rangle^{CD} &= \frac{1}{2\sqrt{2}}(|H\rangle_C|H\rangle_D + |V\rangle_C|V\rangle_D)(|l\rangle_C|r\rangle_D + |r\rangle_C|l\rangle_D)(|I\rangle_C|I\rangle_D + |E\rangle_C|E\rangle_D). \end{aligned} \quad (13)$$

The superscripts AB (CD) denote that the particles are in the nodes A (C) and B (D), respectively. The principle of hyperentanglement swapping is shown in Fig. 6. That is, the photon pair AB is shared by Alice and Bob, while the photon pair CD is shared by Alice and Charlie. The task of this hyperentanglement swapping protocol is to entangle the two photons B and C in both polarization and two longitudinal momentum DOFs.

The state of the composite system composed of the photon pairs AB and CD can be rewritten as follows:

$$\begin{aligned} |HE_6\rangle^{AB} \otimes |HE_6\rangle^{CD} &= |\phi^+\rangle_P^{AB} |\psi^+\rangle_F^{AB} |\phi^+\rangle_S^{AB} \otimes |\phi^+\rangle_P^{CD} |\psi^+\rangle_F^{CD} |\phi^+\rangle_S^{CD} \\ &= \frac{1}{8} \left(|\phi^+\rangle_P^{AD} |\phi^+\rangle_P^{BC} + |\phi^-\rangle_P^{AD} |\phi^-\rangle_P^{BC} + |\psi^+\rangle_P^{AD} |\psi^+\rangle_P^{BC} \right. \\ &\quad \left. + |\psi^-\rangle_P^{AD} |\psi^-\rangle_P^{BC} \right) \otimes \left(|\phi^+\rangle_F^{AD} |\phi^+\rangle_F^{BC} - |\phi^-\rangle_F^{AD} |\phi^-\rangle_F^{BC} \right. \\ &\quad \left. + |\psi^+\rangle_F^{AD} |\psi^+\rangle_F^{BC} - |\psi^-\rangle_F^{AD} |\psi^-\rangle_F^{BC} \right) \otimes \left(|\phi^+\rangle_S^{AD} |\phi^+\rangle_S^{BC} \right. \\ &\quad \left. + |\phi^-\rangle_S^{AD} |\phi^-\rangle_S^{BC} + |\psi^+\rangle_S^{AD} |\psi^+\rangle_S^{BC} + |\psi^-\rangle_S^{AD} |\psi^-\rangle_S^{BC} \right). \end{aligned} \quad (14)$$

For hyperentanglement swapping, Alice performs a six-qubit HBSA on the photons B and C . If the outcome of HBSA is $|\psi^-\rangle_P^{BC} |\phi^-\rangle_F^{BC} |\psi^-\rangle_S^{BC}$, the two photons located in nodes A (Bob) and D (Charlie) is in the six-qubit hyperentangled state $|\psi^-\rangle_P^{AD} |\phi^-\rangle_F^{AD} |\psi^-\rangle_S^{AD}$. Furthermore, it is, in principle, not difficult for Bob and Charlie to transform $|\psi^-\rangle_P^{AD} |\phi^-\rangle_F^{AD} |\psi^-\rangle_S^{AD}$ into the form $|\phi^+\rangle_P^{AD} |\psi^+\rangle_F^{AD} |\phi^+\rangle_S^{AD}$ if Charlie performs the operation U_y in polarization (all the four paths $|l, E\rangle$, $|r, E\rangle$, $|l, I\rangle$, and $|r, I\rangle$) and exchanges the two modes in both longitudinal momentum DOFs after he introduces a phase π in the modes $|l, I\rangle$ and $|r, E\rangle$ with two $\lambda/2$ plates. If Alice obtain another outcome with her HBSA, Bob and Charlie can also get the two-photon six-qubit hyperentangled state $|\phi^+\rangle_P^{AD} |\psi^+\rangle_F^{AD} |\phi^+\rangle_S^{AD}$ with some single-qubit operations, similar to the cases with only two DOFs [35].

B. Quantum hyperdense coding based on two-photon six-qubit hyperentangled Bell states

Quantum hyperdense coding is the generalization of quantum dense coding with photon systems in several DOFs, while the latter can transmit two bits of classical information by sending only one particle from the sender to the receiver in quantum communication. Here we will discuss how to transfer six bits of classical information by sending only one photon with quantum hyperdense coding.

Suppose that Alice and Bob share a photon pair AB in the six-qubit hyperentangled state $|HE_6\rangle^{AB}$, which can be expressed as

$$\begin{aligned} |HE_6\rangle^{AB} &= \frac{1}{2\sqrt{2}}(|H\rangle_A|H\rangle_B + |V\rangle_A|V\rangle_B)(|l\rangle_A|r\rangle_B + |r\rangle_A|l\rangle_B)(|I\rangle_A|I\rangle_B + |E\rangle_A|E\rangle_B) \\ &= |\phi^+\rangle_P^{AB}|\psi^+\rangle_F^{AB}|\phi^+\rangle_S^{AB}. \end{aligned} \quad (15)$$

In order to realize quantum hyperdense coding, Alice can choose one of the local 64 operations $\{U_I^P, U_x^P, U_y^P, U_z^P\} \otimes \{U_I^F, U_x^F, U_y^F, U_z^F\} \otimes \{U_I^S, U_x^S, U_y^S, U_z^S\}$ to perform on photon A, in which U_j^i ($i = P, F, S$ and $j = I, x, y, z$) are unitary operations in polarization or one of the two longitudinal momentum DOFs. The unitary operations can be expressed as follows:

$$\begin{aligned} U_I^i &= |0\rangle\langle 0| + |1\rangle\langle 1|, & U_x^i &= |0\rangle\langle 1| + |1\rangle\langle 0|, \\ U_y^i &= |1\rangle\langle 0| - |0\rangle\langle 1|, & U_z^i &= |0\rangle\langle 0| - |1\rangle\langle 1|. \end{aligned} \quad (16)$$

Here $|0\rangle$ represents the states $|H\rangle$, $|l\rangle$, and $|I\rangle$ of photons in the polarization, the first longitudinal momentum, and the second longitudinal momentum DOFs, respectively. $|1\rangle$ represents the states $|V\rangle$, $|r\rangle$, or $|E\rangle$. As Alice and Bob agree to encode the quantum operations $U_I^i, U_x^i, U_y^i, U_z^i$ ($i = P, F, S$) as 00, 01, 10, 11, if Alice wants to transmit the bit string 000110, she should perform the operation $U_I^P \otimes U_x^F \otimes U_y^S$ on photon A. After the appropriate operation on photon A, the initial state $|HE_6\rangle^{AB}$ will convert to one of the 64 six-qubit hyperentangled Bell states $\{|\phi^\pm\rangle_P^{AB}, |\psi^\pm\rangle_P^{AB}\} \otimes \{|\phi^\pm\rangle_F^{AB}, |\psi^\pm\rangle_F^{AB}\} \otimes \{|\phi^\pm\rangle_S^{AB}, |\psi^\pm\rangle_S^{AB}\}$, and then Alice sends the photon A to Bob. Bob only needs to distinguish the state of the two photons AB with our six-qubit HBSA scheme, and then Bob will obtain which operation Alice performed on the photon A and the classical information encoded by Alice. The partial correspondence between the classical information transmitted by Alice, the operations performed on the photon A, and the final quantum states received by Bob is shown in Table IV.

TABLE IV: The partial correspondence between the classical information transmitted by Alice, the operations performed on the photon A, and the final quantum states received by Bob, while the initial state is $|\phi^+\rangle_P^{AB}|\psi^+\rangle_F^{AB}|\phi^+\rangle_S^{AB}$.

classical information	operations	final states
000000	$U_I^P \otimes U_I^F \otimes U_I^S$	$ \phi^+\rangle_P^{AB} \psi^+\rangle_F^{AB} \phi^+\rangle_S^{AB}$
000001	$U_I^P \otimes U_I^F \otimes U_x^S$	$ \phi^+\rangle_P^{AB} \psi^+\rangle_F^{AB} \psi^+\rangle_S^{AB}$
000010	$U_I^P \otimes U_I^F \otimes U_y^S$	$ \phi^+\rangle_P^{AB} \psi^+\rangle_F^{AB} \psi^-\rangle_S^{AB}$
000011	$U_I^P \otimes U_I^F \otimes U_z^S$	$ \phi^+\rangle_P^{AB} \psi^+\rangle_F^{AB} \phi^-\rangle_S^{AB}$
000100	$U_I^P \otimes U_x^F \otimes U_I^S$	$ \phi^+\rangle_P^{AB} \phi^+\rangle_F^{AB} \phi^+\rangle_S^{AB}$
000101	$U_I^P \otimes U_x^F \otimes U_x^S$	$ \phi^+\rangle_P^{AB} \phi^+\rangle_F^{AB} \psi^+\rangle_S^{AB}$
000110	$U_I^P \otimes U_x^F \otimes U_y^S$	$ \phi^+\rangle_P^{AB} \phi^+\rangle_F^{AB} \psi^-\rangle_S^{AB}$
000111	$U_I^P \otimes U_x^F \otimes U_z^S$	$ \phi^+\rangle_P^{AB} \phi^+\rangle_F^{AB} \phi^-\rangle_S^{AB}$
001000	$U_I^P \otimes U_y^F \otimes U_I^S$	$ \phi^+\rangle_P^{AB} \phi^-\rangle_F^{AB} \phi^+\rangle_S^{AB}$
001001	$U_I^P \otimes U_y^F \otimes U_x^S$	$ \phi^+\rangle_P^{AB} \phi^-\rangle_F^{AB} \psi^+\rangle_S^{AB}$
001010	$U_I^P \otimes U_y^F \otimes U_y^S$	$ \phi^+\rangle_P^{AB} \phi^-\rangle_F^{AB} \psi^-\rangle_S^{AB}$
001011	$U_I^P \otimes U_y^F \otimes U_z^S$	$ \phi^+\rangle_P^{AB} \phi^-\rangle_F^{AB} \phi^-\rangle_S^{AB}$
001100	$U_I^P \otimes U_z^F \otimes U_I^S$	$ \phi^+\rangle_P^{AB} \psi^-\rangle_F^{AB} \phi^+\rangle_S^{AB}$
001101	$U_I^P \otimes U_z^F \otimes U_x^S$	$ \phi^+\rangle_P^{AB} \psi^-\rangle_F^{AB} \psi^+\rangle_S^{AB}$
001110	$U_I^P \otimes U_z^F \otimes U_y^S$	$ \phi^+\rangle_P^{AB} \psi^-\rangle_F^{AB} \psi^-\rangle_S^{AB}$
001111	$U_I^P \otimes U_z^F \otimes U_z^S$	$ \phi^+\rangle_P^{AB} \psi^-\rangle_F^{AB} \phi^-\rangle_S^{AB}$

For single-photon polarization states, the unitary operations U_x^P and U_z^P can be achieved by a half-wave plate set at 45° and 0° , respectively. The combination of 0° and 45° half-wave plates can be used to perform the unitary operation U_y^P . One can accomplish the operation U_x^P, U_y^P, U_z^P by putting appropriate half-wave plates in all the four paths of the photon. U_I^i ($i = P, F, S$) is unit operation, which means doing nothing on the photon. For single-photon longitudinal-momentum states, one can exchange the two modes to accomplish the operation U_x^i ($i = F, S$). The operation U_z^i ($i = F, S$) can be achieved by putting 0° half-wave plates in the appropriate path. The operation U_y^i ($i = F, S$) is the combination of U_z^i ($i = F, S$) and U_x^i ($i = F, S$).

IV. DISCUSSION AND SUMMARY

In our six-qubit HBSA scheme, we exploit the cross-Kerr nonlinearity to construct the QNDs to check the parity of the two photons in the three DOFs. Therefore, we should acknowledge that the feasibility of the proposed scheme depends on the nonlinear phase shift of the Kerr media. Although a lot of works have been reported on cross-Kerr nonlinearity [42, 44, 45], a clean cross-Kerr nonlinearity in the optical single-photon regime is quite a controversial assumption with current technology. In 2006 and 2007, Shapiro and Razavir [46, 47] pointed out that the single-photon Kerr nonlinearity may do no help in quantum computation. Moreover, in 2010, the research results of Gea-Banacloche [48] suggested that a large phase shift via a “giant Kerr effect” with single-photon wave packets is impossible at present.

Fortunately, our HBSA scheme only requires a small phase shift, as long as it can be distinguished from zero, and much progress has been made on the Kerr nonlinearity and homodyne detection. In 2003, Hofmann *et al.* [49] demonstrated that a phase shift of π can be achieved with a single two-level atom one-sided cavity system. In 2010, Wittmann *et al.* [50] investigated the difference between a standard homodyne detector and a displacement-controlled photon number resolving (PNR) detector. They showed that the displacement-based PNR receiver outperforms the standard homodyne detection. Therefore, for a weak cross-Kerr nonlinearity $\theta \ll 1$, if we choose a sufficiently large amplitude of the coherent state, which satisfies the requirement $\alpha\theta^2 \gg 1$, it is possible for us to achieve deterministic distinguishability between the shifted and non-shifted phases in the coherent state. Furthermore, in 2011, He *et al.* [45] showed that effects due to the transverse degrees of freedom significantly affect the cross-phase modulation process, and made the treatment of single-photon-coherent-state interactions more realistic. In the same year, Feizpour *et al.* [51] researched the cross-Kerr nonlinearity between continuous-mode coherent states and single photons, and they indicated that a cross-Kerr phase shift is likely to be amplified to observable value with weak-value amplification. Moreover, Ref. [52] shows that giant Kerr nonlinearity of the probe and the signal pulses may be achieved with nearly vanishing optical absorption. The substantial cross-Kerr nonlinearities [53, 54] have already been obtained in the microwave domain using superconducting qubits. In [53], the average cross-Kerr phase shift was demonstrated up to 20 degrees per photon with both coherent microwave fields at the single-photon level. All those researches indicate that our scheme is possible to be realized with the current experimental techniques.

In summary, we have proposed an efficient scheme for the complete nondestructive analysis of hyperentanglement of two-photon system in three DOFs with the help of the cross-Kerr nonlinearity. We use cross-Kerr nonlinearity to construct quantum nondemolition detectors which are used to make a parity-check measurement and analyze Bell states in different DOFs of two-photon systems. We have also presented the applications of our HBSA protocol in hyperentanglement swapping and quantum hyperdense coding with two-photon systems entangled in three DOFs simultaneously, which means that our HBSA protocol may be useful for practical applications in quantum information processing, blind quantum computation, distributed quantum computation, and especially long-distance high-capacity quantum communication in future.

Acknowledgments

F.G.D. is supported by the National Natural Science Foundation of China under Grant Nos. 11174039 and 11474026, the Fundamental Research Funds for the Central Universities under Grant No. 2015KJJC01, and the Open Foundation of State key Laboratory of Networking and Switching Technology (Beijing University of Posts and Telecommunications) under Grant No. SKLNST-2013-1-13. M.Z. is supported by the National Natural Science Foundation of China under Grant No. 11475021 and the National Key Basic Research Program of China under Grant No. 2013CB922000.

-
- [1] C. H. Bennett, G. Brassard, C. Crepeau, R. Jozsa, A. Peres, and W. K. Wootters, “Teleporting an unknown quantum state via dual classical and Einstein-Podolsky-Rosen channels,” *Phys. Rev. Lett.* **70**, 1895 – 1899 (1993).
 - [2] M. Żukowski, A. Zeilinger, M. A. Horne, and A. K. Ekert, “Event-ready-detectors Bell experiment via entanglement swapping,” *Phys. Rev. Lett.* **71**, 4287 – 4290 (1993).
 - [3] C. H. Bennett and S. J. Wiesner, “Communication via one- and two-particle operators on Einstein-Podolsky-Rosen states,” *Phys. Rev. Lett.* **69**, 2881 – 2884 (1992).
 - [4] X. S. Liu, G. L. Long, D. M. Tong, and F. Li, “General scheme for superdense coding between multiparties,” *Phys. Rev. A* **65**, 022304 (2002).
 - [5] A. K. Ekert, “Quantum cryptography based on Bell’s theorem,” *Phys. Rev. Lett.* **67**, 661 – 663 (1991).
 - [6] C. H. Bennett, G. Brassard, and N. D. Mermin, “Quantum cryptography without Bell’s theorem,” *Phys. Rev. Lett.* **68**, 557 – 559 (1992).

- [7] M. Hillery, V. Bužek, and A. Berthiaume, “Quantum secret sharing,” *Phys. Rev. A* **59**, 1829 – 1834 (1999).
- [8] G. L. Long and X. S. Liu, “Theoretically efficient high-capacity quantum-key-distribution scheme,” *Phys. Rev. A* **65**, 032302 (2002).
- [9] F. G. Deng, G. L. Long, and X. S. Liu, “Two-step quantum direct communication protocol using the Einstein-Podolsky-Rosen pair block,” *Phys. Rev. A* **68**, 042317 (2003).
- [10] J. T. Barreiro, N. K. Langford, N. A. Peters, and P. G. Kwiat, “Generation of hyperentangled photon pairs,” *Phys. Rev. Lett.* **95**, 260501 (2005).
- [11] M. Barbieri, C. Cinelli, P. Mataloni, and F. De Martini, “Polarization-momentum hyperentangled states: realization and characterization,” *Phys. Rev. A* **72**, 052110 (2005).
- [12] G. Vallone, R. Ceccarelli, F. De Martini, and P. Mataloni, “Hyperentanglement of two photons in three degrees of freedom,” *Phys. Rev. A* **79**, 030301(R) (2009).
- [13] Y. B. Sheng and F. G. Deng, “Deterministic entanglement purification and complete nonlocal Bell-state analysis with hyperentanglement,” *Phys. Rev. A* **81**, 032307 (2010).
- [14] Y. B. Sheng and F. G. Deng, “One-step deterministic polarization-entanglement purification using spatial entanglement,” *Phys. Rev. A* **82**, 044305 (2010).
- [15] F. G. Deng, “One-step error correction for multipartite polarization entanglement,” *Phys. Rev. A* **83**, 062316 (2011).
- [16] X. H. Li, “Deterministic polarization-entanglement purification using spatial entanglement,” *Phys. Rev. A* **82**, 044304 (2010).
- [17] Y. B. Sheng and L. Zhou, “Deterministic entanglement distillation for secure double-server blind quantum computation,” *Sci. Rep.* **5**, 7815 (2015).
- [18] P. G. Kwiat and H. Weinfurter, “Embedded Bell-state analysis,” *Phys. Rev. A* **58**, 2623 – 2626(R) (1998).
- [19] S. P. Walborn, S. Pádua, and C. H. Monken, “Hyperentanglement-assisted Bell-state analysis,” *Phys. Rev. A* **68**, 042313 (2003).
- [20] C. Schuck, G. Huber, C. Kurtsiefer, and H. Weinfurter, “Complete deterministic linear optics Bell state analysis,” *Phys. Rev. Lett.* **96**, 190501 (2006).
- [21] M. Barbieri, G. Vallone, P. Mataloni, and F. De Martini, “Complete and deterministic discrimination of polarization Bell states assisted by momentum entanglement,” *Phys. Rev. A* **75**, 042317 (2007).
- [22] T. C. Wei, J. T. Barreiro, and P. G. Kwiat, “Hyperentangled Bell-state analysis,” *Phys. Rev. A* **75**, 060305(R) (2007).
- [23] N. Pienti, C. P. E. Gaebler, and T. W. Lynn, “Distinguishability of hyperentangled Bell states by linear evolution and local projective measurement,” *Phys. Rev. A* **84**, 022340 (2011).
- [24] J. T. Barreiro, T. C. Wei, and P. G. Kwiat, “Beating the channel capacity limit for linear photonic hyperdense coding,” *Nat. Phys.* **4**, 282 – 286 (2008).
- [25] B. C. Ren, F. F. Du, and F. G. Deng, “Hyperentanglement concentration for two-photon four-qubit systems with linear optics,” *Phys. Rev. A* **88**, 012302 (2013).
- [26] B. C. Ren and F. G. Deng, “Hyperentanglement purification and concentration assisted by diamond NV centers inside photonic crystal cavities,” *Laser Phys. Lett.* **10**, 115201 (2013).
- [27] B. C. Ren, F. F. Du, and F. G. Deng, “Two-step hyperentanglement purification with the quantum-state-joining method,” *Phys. Rev. A* **90**, 052309 (2014).
- [28] B. C. Ren and G. L. Long, “General hyperentanglement concentration for photon systems assisted by quantum dot spins inside optical microcavities,” *Opt. Express* **22**, 6547 – 6561 (2014).
- [29] X. H. Li and S. Ghose, “Hyperconcentration for multipartite entanglement via linear optics,” *Laser Phys. Lett.* **11**, 125201 (2014).
- [30] X. H. Li and S. Ghose, “Efficient hyperconcentration of nonlocal multipartite entanglement via the cross-Kerr nonlinearity,” *Opt. Express* **23**, 3550 – 3562 (2015).
- [31] S. C. Mi, C. Wang, and T. J. Wang, “Hyperentanglement purification with linear optics assisted by W-states,” *Quant. Inform. Proc.* **14**, 623 – 634 (2015).
- [32] T. J. Wang, L. L. Liu, R. Zhang, C. Cao, and C. Wang, “One-step hyperentanglement purification and hyperdistillation with linear optics,” *Opt. Express* **23**, 9284 – 9294 (2015).
- [33] T. J. Wang, S. Y. Song, and G. L. Long, “Quantum repeater based on spatial entanglement of photons and quantum-dot spins in optical microcavities,” *Phys. Rev. A* **85**, 062311 (2012).
- [34] Y. B. Sheng, F. G. Deng, and G. L. Long, “Complete hyperentangled-Bell-state analysis for quantum communication,” *Phys. Rev. A* **82**, 032318 (2010).
- [35] B. C. Ren, H. R. Wei, M. Hua, T. Li, and F. G. Deng, “Complete hyperentangled-Bell-state analysis for photon systems assisted by quantum-dot spins in optical microcavities,” *Opt. Express* **20**, 24664 – 24677 (2012).
- [36] T. J. Wang, Y. Lu, and G. L. Long, “Generation and complete analysis of the hyperentangled Bell state for photons assisted by quantum-dot spins in optical microcavities,” *Phys. Rev. A* **86**, 042337 (2012).
- [37] Y. Xia, Q. Q. Chen, J. Song, and H. S. Song, “Efficient hyperentangled Greenberger-Horne-Zeilinger states analysis with cross-Kerr nonlinearity,” *J. Opt. Soc. Am. B* **29**, 1029 – 1037 (2012).
- [38] C. Cinelli, M. Barbieri, R. Perris, P. Mataloni, and F. De Martini, “All-versus-nothing nonlocality test of quantum mechanics by two-photon hyperentanglement,” *Phys. Rev. Lett.* **95**, 240405 (2005).
- [39] R. Ceccarelli, G. Vallone, F. De Martini, P. Mataloni, and A. Cabello, “Experimental entanglement and nonlocality of a two-photon six-qubit cluster state,” *Phys. Rev. Lett.* **103**, 160401 (2009).
- [40] G. Vallone, R. Ceccarelli, F. De Martini, and P. Mataloni, “Hyperentanglement of two photons in three degrees of freedom,”

- Phys. Rev. A **79**, 030301(R) (2009).
- [41] K. Nemoto and W. J. Munro, “Nearly deterministic linear optical controlled-NOT gate,” Phys. Rev. Lett. **93**, 250502 (2004).
 - [42] P. Kok, W. J. Munro, K. Nemoto, T. C. Ralph, J. P. Dowling, and G. J. Milburn, “Linear optical quantum computing with photonic qubits,” Rev. Mod. Phys. **79**, 135 – 174 (2007).
 - [43] S. D. Barrett, P. Kok, K. Nemoto, R. G. Beausoleil, W. J. Munro, and T. P. Spiller, “Symmetry analyzer for nondestructive Bell-state detection using weak nonlinearities,” Phys. Rev. A **71**, 060302(R) (2005).
 - [44] C. Wang, Y. S. Li, and L. Hao, “Optical implementation of quantum random walks using weak cross-Kerr media,” Chin. Sci. Bull. **56**, 2088 – 2091 (2011).
 - [45] B. He, Q. Lin, and C. Simon, “Cross-Kerr nonlinearity between continuous-mode coherent states and single photons,” Phys. Rev. A **83**, 053826 (2011).
 - [46] J. H. Shapiro, “Single-photon Kerr nonlinearities do not help quantum computation,” Phys. Rev. A **73**, 062305 (2006).
 - [47] J. H. Shapiro and M. Razavi, “Continuous-time cross-phase modulation and quantum computation,” New J. Physics **9**, 16 (2007).
 - [48] J. Gea-Banacloche, “Impossibility of large phase shifts via the giant Kerr effect with single-photon wave packets,” Phys. Rev. A **81**, 043823 (2010).
 - [49] H. F. Hofmann, K. Kojima, S. Takeuchi, and K. Sasaki, “Optimized phase switching using a single-atom nonlinearity,” J. Opt. B **5**, 218 – 221 (2003).
 - [50] C. Wittmann, U. L. Andersen, M. Takeoka, D. Sych, and G. Leuchs, “Discrimination of binary coherent states using a homodyne detector and a photon number resolving detector,” Phys. Rev. A **81**, 062338 (2010).
 - [51] A. Feizpour, X. Xing, and A. M. Steinberg, “Amplifying single-photon nonlinearity using weak measurements,” Phys. Rev. Lett. **107**, 133603 (2011).
 - [52] C. Zhu and G. Huang, “Giant Kerr nonlinearity, controlled entangled photons and polarization phase gates in coupled quantum-well structures,” Opt. Express **19**, 23364 – 23376 (2011).
 - [53] I. C. Hoi, A. F. Kockum, T. Palomaki, T. M. Stace, B. Fan, L. Tornberg, S. R. Sathyamoorthy, G. Johansson, P. Delsing, and C. M. Wilson, “Giant cross-kerr effect for propagating microwaves induced by an artificial atom,” Phys. Rev. Lett. **111**, 053601 (2013).
 - [54] S. R. Sathyamoorthy, L. Tornberg, A. F. Kockum, B. Q. Baragiola, J. Combes, C. M. Wilson, T. M. Stace, and G. Johansson, “Quantum nondemolition detection of a propagating microwave photon,” Phys. Rev. Lett. **112**, 093601 (2014).