

# Signatures of the primordial Universe from its emptiness

Francisco-Shu Kitaura<sup>1</sup>, Chia-Hsun Chuang<sup>1</sup>, Yu Liang<sup>2</sup>, Cheng Zhao<sup>2</sup>, Charling Tao<sup>3,2</sup>, Sergio Rodríguez-Torres<sup>4,5,6</sup>, Daniel J. Eisenstein<sup>7</sup>, Héctor Gil-Marín<sup>8,9</sup>, Jean-Paul Kneib<sup>10</sup>, Cameron McBride<sup>7</sup>, Will Percival<sup>11</sup>, Ashley J. Ross<sup>12,13</sup>, Ariel G. Sánchez<sup>14</sup>, Jeremy Tinker<sup>15</sup>, Rita Tojeiro<sup>16</sup>, Mariana Vargas-Magana<sup>17</sup>, Gong-Bo Zhao<sup>18,11</sup>

<sup>1</sup>*Leibniz-Institut für Astrophysik Potsdam (AIP),*

*An der Sternwarte 16, D-14482 Potsdam, Germany*

<sup>2</sup>*Tsinghua Center of Astrophysics & Department of Physics, Tsinghua University, Beijing 100084, China.*

<sup>3</sup>*CPPM, Université Aix-Marseille, CNRS/IN2P3, Case 907, 13288 Marseille Cedex 9, France*

<sup>4</sup>*Instituto de Física Teórica, (UAM/CSIC), Universidad Autónoma de Madrid, Cantoblanco, E-28049 Madrid, Spain*

<sup>5</sup>*Campus of International Excellence UAM+CSIC, Cantoblanco, E-28049 Madrid, Spain*

<sup>6</sup>*Departamento de Física Teórica M8, Universidad Autónoma de Madrid (UAM), Cantoblanco, E-28049, Madrid, Spain*

<sup>7</sup>*Harvard-Smithsonian Center for Astrophysics, 60 Garden St., Cambridge, MA 02138, USA*

<sup>8</sup>*Sorbonne Universités, Institut Lagrange de Paris (ILP), 98 bis Boulevard Arago, 75014 Paris, France*

<sup>9</sup>*Laboratoire de Physique Nucléaire et de Hautes Energies,*

*Université Pierre et Marie Curie, 4 Place Jussieu, Tour 22, 1er tage, 75005 Paris, France*

<sup>10</sup>*Laboratoire d'Astrophysique, Ecole polytechnique Fédérale de Lausanne, CH-1015 Lausanne, Switzerland*

<sup>11</sup>*Aix Marseille Université, CNRS, LAM (Laboratoire d'Astrophysique de Marseille) UMR 7326, F-13388, Marseille, France*

<sup>12</sup>*Institute of Cosmology & Gravitation, University of Portsmouth,*

*Dennis Sciana Building, Portsmouth PO1 3FX, UK*

<sup>13</sup>*Center for Cosmology and AstroParticle Physics,*

*The Ohio State University, Columbus, OH 43210, USA*

<sup>14</sup>*Max-Planck-Institut für extraterrestrische Physik,*

*Postfach 1312, Giessenbachstr., 85741 Garching, Germany*

<sup>15</sup>*Center for Cosmology and Particle Physics, New York University,*

*4 Washington Place, NY 1003, New York, USA*

<sup>16</sup>*University of St Andrews, North Haugh, St Andrews Fife, KY16 9SS, UK*

<sup>17</sup>*Instituto de Física, Universidad Nacional Autónoma de México, Apdo. Postal 20-364, México*

<sup>18</sup>*National Astronomy Observatories, Chinese Academy of Science, Beijing, 100012, People's Republic of China*

(Dated: May 28, 2022)

Sound waves from the primordial fluctuations of the Universe imprinted in the large-scale structure, called baryon acoustic oscillations (BAOs), can be used as standard rulers to measure the scale of the Universe. These oscillations have already been detected in the distribution of galaxies. Here we propose to measure BAOs from the troughs (minima) of the density field. Based on two sets of accurate mock halo catalogues with and without BAOs in the seed initial conditions, we demonstrate that the BAO signal cannot be obtained from the clustering of classical disjoint voids, but is clearly detected from overlapping voids. The latter represent an estimate of all troughs of the density field. We compute them from the empty circumferences centres constrained by tetrahedra of galaxies using Delaunay triangulation. Our theoretical models based on an unprecedented large set of detailed simulated void catalogues are remarkably well confirmed by observational data. We use the largest recently publicly available sample of Luminous Red Galaxies from SDSS-III BOSS DR11 to unveil for the first time a  $>3\text{-}\sigma$  BAO detection from voids in observations. Since voids are nearly isotropically expanding regions, their centres represent the most quiet places in the Universe, keeping in memory the cosmos origin, and providing a new promising window in the analysis of the cosmological large-scale structure from galaxy surveys.

PACS numbers: 98.80.-k, 98.80.Es, 98.65.Dx

In the primordial baryon-photon plasma of our Universe, over-pressured regions triggered sound waves which stalled at the recombination epoch, imprinting spheres of overdensity fluctuations, measureable in the matter power-spectrum as an oscillatory pattern, the so-called baryon acoustic oscillations (BAOs). Any dark matter tracer should encode this signal in its spatial distribution either at early or late cosmic times after cosmic evolution [1–4]. In fact these oscillations have been already detected in the cosmic microwave background anisotropies [5–8], in the distribution of galaxies [9–14], and more recently in the distribution of the Lyman alpha

forest [15–17]. For a review on BAOs and their cosmological implications see Aubourg et al. [18].

Their characteristic scale can be used as a standard ruler to measure the evolving scale of the Universe and to constrain the nature of its driving force, the dark energy component. For this reason a large number of surveys have focused on measuring BAOs, or have included them as an integral part of their science, such as the 2dFGRS [19], the SDSS [20], the WiggleZ [21], the BOSS [22], the SDSS-IV/eBOSS, the DESI/BigBOSS [23], the DES [24], the LSST [25], the J-PAS [26], the 4MOST [27], or the EUCLID survey [28].

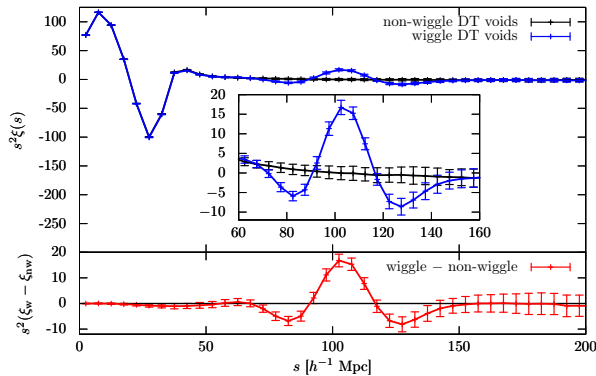


FIG. 1. Correlation functions for the set of 100 PATCHY (full cubic volume at mean redshift 0.56) void tracer mock catalogues (without observational effects) based on seed perturbations with and without BAOs. *Upper panel*: Mean and variance for the case: 1) with BAOs: blue solid line and blue error bars, respectively; 2) without BAOs (“non-wiggle”): black solid line and black error bars, respectively. *Lower panel*: corresponding residual (red solid line and red error bars).

Ever since the first detection of the giant Boötes void in 1981 [29] and with the nascent era of galaxy surveys, more evidence for the existence of voids has been found. The presence of voids in the large-scale structure was considered a manifestation of cosmological structure formation transforming the homogenous Universe into a complex cosmic web structure. This picture was confirmed through numerical simulations [see e.g. 30–32]. The classification of voids based on galaxy surveys has turned into a common practice, see e.g. the CfA [33, 34]; the IRAS [35]; Las Campanas [36]; the PSCz [37]; the 2dFRGS [38–40]; the DEEP2 [41]; the 2MRS [42]; and the SDSS survey [43–48]. Nevertheless, voids are usually considered to be very large rare objects, as compared to galaxies. Their probability distribution function can be used to constrain cosmology in an analogous way to galaxy clusters [49]. The statistics of voids has been studied for a long time [e.g. 50–54], and an excursion set formalism analogous to the one describing the formation of haloes (the compact collapsed dark matter objects hosting galaxies) has been developed [55–58]. Those studies hint towards a hierarchical picture, in which voids can form merger trees through cosmic evolution [59]. Considerable efforts have been done to understand the nature and evolution of voids through theoretical studies with semi-analytic studies [e.g. 60, 61] and simulations [e.g. 62–68].

Nevertheless, there are many different definitions of voids [55, 65, 66, 69–77], which do not necessarily agree with each other [see e.g. 78].

From a practical perspective, voids have recently been proposed to give additional cosmological constraints, not only according to their statistics, but also according to their shape. The void ellipticity was proposed to probe dark energy [79–82]. However, their sparse population and low signal-to-noise ratio has made them less inter-

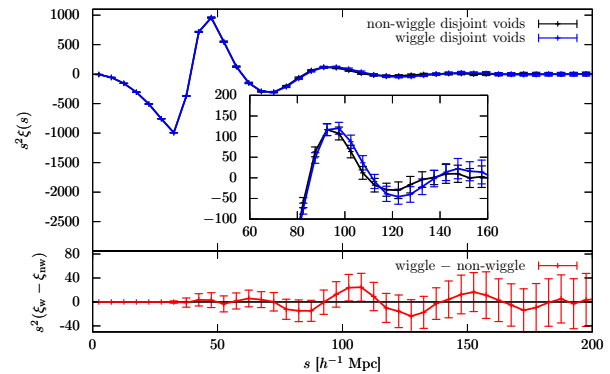


FIG. 2. Same as Fig. 1 for disjoint voids.

esting for clustering analysis. Only little work can be found on the measurement of the correlation function of voids, see however [83, 84], and in particular the recent pioneering study on observations [85].

In this work, we propose for the first time to use the troughs of the density field (from now on: void tracers), meaning the minima in the overdensity field, to obtain additional measurements of the BAOs from the ones corresponding to galaxies. We have developed a Delaunay triangulation void finder based on empty circumferences constrained by tetrahedra of galaxies (DIVE: Zhao et al.; companion paper). Our voids are close to the classical definition as spherical underdense regions [see e.g. 40, 50], including, however, as a crucial difference, overlapping spheres, since we are interested in the distribution of troughs of the density field, and account in this way for the shape of empty regions. Our definition crucially increases the statistics of void tracers by about two orders of magnitude in contrast to previous studies, in which voids are treated as large connected regions, which do not overlap at all, or only marginally [see e.g. 40, 84, 85]. The speed of the DIVE void finder has been determinant for this project taking only of the order of minutes to find all the void tracers associated to about half million objects and with little memory requirements (on a single core:  $\sim 18$  mins and  $\sim 5$  Gb, respectively).

In Liang et al. (companion paper) we have studied for the first time the BAO signal from this void definition on mock catalogues predicting a characteristic correlation function, which includes dips on scales smaller and larger to the BAO peak. These features were exploited to develop a model independent signal-to-noise estimator, used in turn to determine the radius cuts which provide the optimal signal-to-noise ratio for the BAO signal.

In this work we aim to extend the signal-to-noise estimator to detect the BAO signal from voids based on observational data.

To this end, first we define a control sample of accurate mock galaxy catalogues performed with the PATCHY-code [86]. In particular, we have produced 100 mocks for each of the following cases: catalogues with and without baryon acoustic oscillations (“wiggle” and “non-wiggle”

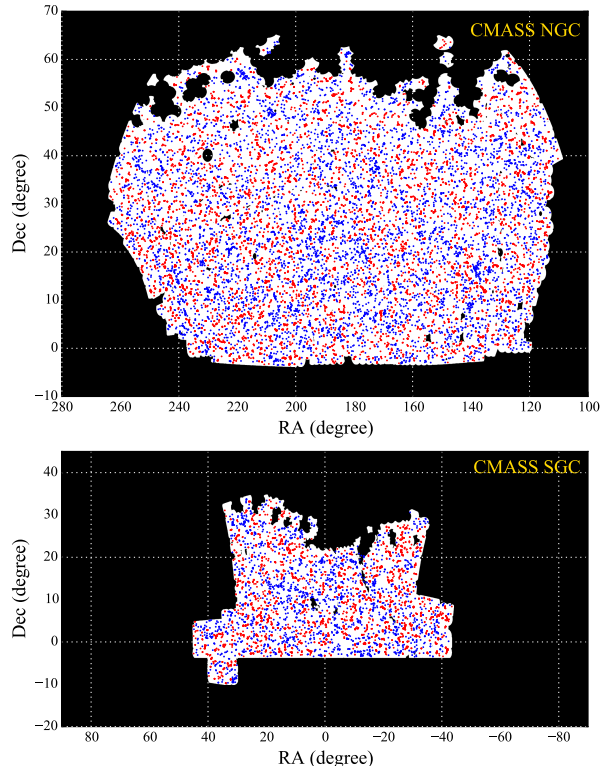


FIG. 3. Sky projection in right ascension (RA) and declination (DEC) of the BOSS DR11 CMASS LRGs (red symbols) and the corresponding void tracer (blue symbols) catalogues. *Upper panel:* Northern galactic cap NGC. *Lower panel:* Southern galactic cap SGC. Void tracers obtained in unobserved regions or holes in the mask (caused by e.g. stars) have been accordingly removed.

case, respectively) in the initial conditions used to simulate structure formation. In particular we consider complete samples of haloes (main and sub-haloes) in cubic volumes of  $(2.5 h^{-1} \text{ Gpc})^3$  with number density  $3.5 \cdot 10^{-4} h^3 \text{ Mpc}^{-3}$ , similar to the one of the BOSS CMASS galaxy sample at a mean redshift  $z = 0.56$ . The parameters of the PATCHY-code have been calibrated with the large Big-MultiDark  $N$ -body simulation [87] to accurately match the two- and the three-point statistics [such parameters can be found in 88]. The accuracy of these catalogues has been further demonstrated in several recent papers [89, 90].

We have run the DIVE void finder for circumspheres with radii  $\geq 16 h^{-1} \text{ Mpc}$  on these sets of catalogues in real-space, and computed the corresponding correlation functions. The results do not show any signal in the “non-wiggle” case, as expected, while the “wiggle” case shows a significant BAO signal (see Fig. 1). Hence, both sets of simulations demonstrate that the BAO signal from voids is really present in our mock catalogues, and confirm the findings in Liang et al.. The two dips around the BAO peak and a singularity around the size (diameter) of the smallest void ( $\sim 30 h^{-1} \text{ Mpc}$ ) due to the void

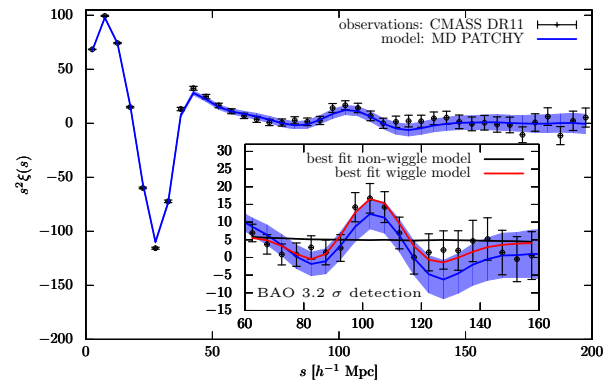


FIG. 4. Correlation functions for the BOSS DR11 CMASS void tracer catalogue (black error bars) and the mean (blue) and  $1-\sigma$  region (blue shaded) of the corresponding 1,000 light-cones (including evolution from redshift 0.43 to 0.7) MULTI-DARK PATCHY DR11 CMASS mock voids catalogues (including observational effects: survey geometry, mask, radial selection function, and redshift-space distortions). The “wiggle” and “non-wiggle” best fitting models are represented by the red and black solid lines, respectively.

exclusion effect can also be clearly seen in that Fig. 1. Importantly, the BAO peak is not only seen in the residual after extracting the “non-wiggle” from the “wiggle” mock catalogues (see lower panel in Fig. 1), but directly in the correlation function based on the catalogues containing the BAO signal in the seed perturbations (see upper panel Fig. 1). This is not the case when analysing disjoint voids (see Fig. 2). The oscillation patterns seen in the correlation functions are not related to the BAOs, but are due to hard sphere exclusion effects when the filling factor is high [see 91], as they can be found both in the “wiggle” and “non-wiggle” mock catalogues. There are only tiny differences in the modulation of these oscillations caused by BAOs which can only be found in the residuals with large error bars (compare upper and lower panels in Fig. 2).

We have verified that the majority of the void tracers considered are located in expanding regions and that they are anti-correlated to the haloes, hereby demonstrating that our definition of voids yields additional tracers of the large-scale structure (see Zhao et al; companion paper).

To detect the void tracer BAO signature in observations, we need to consider mocks resembling the BOSS DR11 CMASS sample in our analysis, including survey geometry, radial selection effects, bias evolution and redshift space distortions (RSDs).

This work uses data from the Data Release DR11 [92] of the Baryon Oscillation Spectroscopic Survey (BOSS) [93]. The BOSS survey uses the SDSS 2.5 meter telescope at Apache Point Observatory [94] and the spectra are obtained using the double-armed BOSS spectrograph [95]. The data are then reduced using the algorithms described in [96]. The target selection of the CMASS and LOWZ samples, together with the algorithms used to

create large scale structure catalogues (the MKSAMPLE code), are presented in Reid *et al.* [97].

We compute the voids (with radii  $\geq 16 h^{-1}$  Mpc) and the corresponding correlation functions for 1,000 BOSS DR11 CMASS MULTIDARK PATCHY mocks [98]. These galaxy mocks have been calibrated with  $N$ -body based reference catalogues from the BigMultiDark simulation [99] and made publicly available [100]. The radius cut was determined to provide the optimal signal-to-noise ratio for the BAO signal (see Liang *et al.*; companion paper).

We follow the methodology presented in Liang *et al.* (companion paper) to deal with the survey geometry and radial selection function. In particular, we use the angular mask from the DR11 galaxy catalogue to filter out the voids identified outside the survey area to construct the observed DR11 void catalogue and the corresponding set of synthetic BOSS DR11 CMASS MULTIDARK PATCHY void lightcone catalogues. To compute the two-point correlation functions, we need to construct a random void catalogue with the same geometry (in both angular and radius directions) as the BOSS DR11 CMASS data. To that purpose we combine 50 BOSS DR11 CMASS MULTIDARK PATCHY void catalogues and reassign the redshift randomly picked from observed data [a.k.a. shuffle method, e.g. see 14]. This procedure will produce random void catalogues with geometry consistent with the observed data. We avoid using the random galaxy catalogue for the random void catalogue, since the distribution of the voids is different, especially at the boundaries of the survey.

We finally take the BOSS DR11 data and apply the same analysis algorithms, using the same settings. A plot of the sky projection of the galaxies and their corresponding void tracers clearly illustrates how these tracers trace different regions of the cosmic web (see Fig. 3). The result of these computations show a remarkable agreement between the theoretical prediction and the observations even towards large scales in contrast to galaxies (see Fig. 4). Here we use the “wigggle” and “non-wigggle” simulations to construct the templates of the fitting models to estimate the significance of the BAO detection.

We make a cubic spline fit from the “wigggle” and “non-wigggle” PATCHY mocks correlation function,  $\xi_w(s)$  and  $\xi_{nw}(s)$ , respectively, with  $s$  being the separation between two void tracers based on the galaxy distribution in redshift space. These two functions are the basis to construct the “wigggle” model and “non-wigggle” model for determining the BAO significance. In particular, we apply the following models in the fitting range  $60 < r < 160 h^{-1}$  Mpc. First a “wigggle” model:

$$\xi_{th}(s) = A [\xi_w(s/\alpha) - \xi_{nw}(s/\alpha)] + \xi_{nw}(s/\alpha) + a_0 + a_1/s + a_2/s^2, \quad (1)$$

where  $\alpha$  is the rescaling factor of BAO,  $A$  is the BAO damping factor, and the polynomial models the systematics for the overall shape following Anderson *et al.* [14]. And second a “non-wigggle” model:

$$\xi_{th}(s) = \xi_{nw}(s/\alpha) + a_0 + a_1/s + a_2/s^2, \quad (2)$$

which can be obtained from setting  $A = 0$  in the “wigggle” model Eq. 1.

Relying on these models we find a BAO detection with a significance of  $3.2 \sigma$  (see Fig. 4). We have used the covariance matrices derived from the set of 1,000 mocks to do this analysis analogously to Anderson *et al.* [14]. As a first approximation we assume in the “wigggle” and “non-wigggle” models that RSDs can be modelled by a damping term. We plan to investigate RSDs in detail in future work. Incompleteness, veto mask, and the fiber collision are taken into account in the DR11 CMASS mock catalogues, and accordingly in the void catalogues computations. We do not see in the CMASS void correlation function any strong systematic effects, i.e. strong deviations in the correlation function towards large scales, as it was seen with the CMASS galaxy correlation function [101, 102]. The correlation function behaves very much like the theoretical correlation function from the lightcone mocks. With the optimal radius cut used in this study we found that the number density of voids is insensitive to the number density of galaxies (see Fig. 4 in Zhao *et al.*; companion paper). This would explain, why a varying number density of galaxies caused by stellar density systematics, does not have a significant impact on the void density across the sky.

A question arises when we measure the clustering of voids: what is the information gain from void tracers directly computed from the distribution of galaxies? or how covariant are these tracers to the galaxies themselves? The construction of void troughs follows the intuitive physical picture of filling the gaps complementary to the high density peaks occupied by the galaxies. Luminous Red Galaxies (LRGs) are known to reside in high density regions [see e.g. 88]. We are, thus, extending the information on the density fluctuations ( $\delta = \rho/\bar{\rho} - 1$ ) to underdense regions ( $\delta < 0$ ), which based on this galaxy distribution are otherwise set to a constant value ( $\delta = -1$ ). We note, that small voids are equivalent to groups of quartets of galaxies residing in high density regions (see Zhao *et al.*; companion paper), and hence, are expected to deliver redundant information to the galaxies themselves. This is not the case for the large voids considered in this study. In fact, it is clear, that the Delaunay voids we construct from tetrahedra of galaxies encode higher order statistics, further constrained by imposing the circumspheres to be empty, which strongly depends on gravitational evolution of the morphology of the cosmic web, and hence, on all the  $n$ -point statistics of the density field [in particular the 3-point statistics, 103]. Moreover, our prior knowledge on the radius cut selecting empty circumspheres located in expanding void regions, based on tidal field computations of the underlying dark matter field in simulations (see Zhao *et al.*; companion paper), implicitly incorporates knowledge on the void regions beyond the one present in the galaxy distribution. By analysing the clustering of the troughs (constructed upon the galaxies) we are including higher order information [see 50], potentially circumventing a more com-

plicated mathematical formalism needed to extract the full information encoded in the three-dimensional distribution of galaxies. The actual information gain we can get from combining void tracers with galaxies in a multi-tracer analysis remains to be investigated, and whether voids will improve the cosmological constraints from galaxy clustering alone. This analysis may yield little added value in the presence of data covering the underdense cosmic density field, with e.g. considerably higher number densities, than that provided by LRGs. Nevertheless, since void tracers are expected to be less affected by gravitational pull, BAO reconstruction techniques [104] could be less necessary for these tracers, and they may thus, yield a less cosmology dependent estimate of the linear correlation function. We will investigate this in future work.

### ACKNOWLEDGMENTS

The authors thank Michael Wood-Vasey, Christian Wagner, Marcos Pellejero Ibañez, Juan E. Betancort-Rijo, Anatoly Klypin, Gustavo Yepes, and Francisco Prada for useful discussions. FSK thanks support from the Leibniz Society for the Karl-Schwarzschild fellowship. YL, CZ, and CT acknowledge support by Tsinghua University with a 985 grant. RT thanks support from the STFC Ernest Rutherford Fellowship. HGM thanks support from the Labex ILP (reference ANR-10-LABX-63) part of the Idex SUPER, receiving financial state aid managed by the Agence Nationale de la Recherche, as

part of the programme Investissements d’avenir under the reference ANR-11-IDEX-0004-02. GZ is supported by the Strategic Priority Research Program of the Chinese Academy of Sciences Grant No. XDB09000000. The authors also thank the access to computing facilities at Barcelona (MareNostrum), LRZ (Supermuc), AIP (erebos), CCIN2P3 (Quentin Le Boulc’h), and Tsinghua University.

Funding for SDSS-III has been provided by the Alfred P. Sloan Foundation, the Participating Institutions, the National Science Foundation, and the U.S. Department of Energy Office of Science. The SDSS-III web site is <http://www.sdss3.org/>.

SDSS-III is managed by the Astrophysical Research Consortium for the Participating Institutions of the SDSS-III Collaboration including the University of Arizona, the Brazilian Participation Group, Brookhaven National Laboratory, Carnegie Mellon University, University of Florida, the French Participation Group, the German Participation Group, Harvard University, the Instituto de Astrofísica de Canarias, the Michigan State/Notre Dame/JINA Participation Group, Johns Hopkins University, Lawrence Berkeley National Laboratory, Max Planck Institute for Astrophysics, Max Planck Institute for Extraterrestrial Physics, New Mexico State University, New York University, Ohio State University, Pennsylvania State University, University of Portsmouth, Princeton University, the Spanish Participation Group, University of Tokyo, University of Utah, Vanderbilt University, University of Virginia, University of Washington, and Yale University.

- 
- [1] P. J. E. Peebles and J. T. Yu, *Astrophys. J.* **162**, 815 (1970).
  - [2] R. A. Sunyaev and Y. B. Zeldovich, *Astr.Spa.Sci.* **7**, 3 (1970).
  - [3] C. Blake and K. Glazebrook, *Astrophys. J.* **594**, 665 (2003), [astro-ph/0301632](#).
  - [4] H.-J. Seo and D. J. Eisenstein, *Astrophys. J.* **633**, 575 (2005), [astro-ph/0507338](#).
  - [5] D. N. Spergel et al., *Rev.Astr.Astrphys.* **148**, 175 (2003), [astro-ph/0302209](#).
  - [6] E. Komatsu et al., *Rev.Astr.Astrphys.* **192**, 18 (2011), [arXiv:1001.4538 \[astro-ph.CO\]](#).
  - [7] G. Hinshaw et al., *Rev.Astr.Astrphys.* **208**, 19 (2013), [arXiv:1212.5226](#).
  - [8] Planck Collaboration, *Astr.Astrophys.* **571**, A1 (2014), [arXiv:1303.5062](#).
  - [9] S. Cole et al., *MNRAS* **362**, 505 (2005), [astro-ph/0501174](#).
  - [10] D. J. Eisenstein et al., *Astrophys. J.* **633**, 560 (2005), [astro-ph/0501171](#).
  - [11] W. J. Percival et al., *MNRAS* **401**, 2148 (2010), [arXiv:0907.1660 \[astro-ph.CO\]](#).
  - [12] C. Blake et al., *MNRAS* **418**, 1707 (2011), [arXiv:1108.2635](#).
  - [13] F. Beutler et al., *MNRAS* **416**, 3017 (2011), [arXiv:1106.3366](#).
  - [14] L. Anderson et al., *MNRAS* **441**, 24 (2014), [arXiv:1312.4877](#).
  - [15] N. G. Busca et al., *Astr.Astrophys.* **552**, A96 (2013), [arXiv:1211.2616 \[astro-ph.CO\]](#).
  - [16] A. Slosar et al., *J.Cosm.Astr.Phys.* **4**, 026 (2013), [arXiv:1301.3459](#).
  - [17] T. Delubac et al., *Astr.Astrophys.* **574**, A59 (2015), [arXiv:1404.1801](#).
  - [18] É. Aubourg et al., *ArXiv e-prints* (2014), [arXiv:1411.1074](#).
  - [19] M. Colless et al., *MNRAS* **328**, 1039 (2001), [astro-ph/0106498](#).
  - [20] D. G. York and SDSS Collaboration, *AJ* **120**, 1579 (2000), [astro-ph/0006396](#).
  - [21] M. J. Drinkwater et al., *MNRAS* **401**, 1429 (2010), [arXiv:0911.4246 \[astro-ph.CO\]](#).
  - [22] M. White et al., *Astrophys. J.* **728**, 126 (2011), [arXiv:1010.4915 \[astro-ph.CO\]](#).
  - [23] D. Schlegel et al., *ArXiv e-prints* (2011), [arXiv:1106.1706 \[astro-ph.IM\]](#).
  - [24] J. Frieman and Dark Energy Survey Collaboration, in *American Astronomical Society Meeting Abstracts*, American Astronomical Society Meeting Abstracts, Vol. 221 (2013) p. 335.01.

- [25] LSST Dark Energy Science Collaboration, ArXiv e-prints (2012), arXiv:1211.0310 [astro-ph.CO].
- [26] N. Benitez et al., ArXiv e-prints (2014), arXiv:1403.5237 [astro-ph.CO].
- [27] R. S. de Jong et al., in *Society of Photo-Optical Instrumentation Engineers (SPIE) Conference Series*, Society of Photo-Optical Instrumentation Engineers (SPIE) Conference Series, Vol. 8446 (2012) arXiv:1206.6885 [astro-ph.IM].
- [28] R. Laureijs, ArXiv e-prints (2009), arXiv:0912.0914 [astro-ph.CO].
- [29] R. P. Kirshner, A. Oemler, Jr., P. L. Schechter, and S. A. Shectman, *ApJ* **248**, L57 (1981).
- [30] A. A. Klypin and S. F. Shandarin, *MNRAS* **204**, 891 (1983).
- [31] G. R. Blumenthal, S. M. Faber, J. R. Primack, and M. J. Rees, *Nature (London)* **311**, 517 (1984).
- [32] M. Davis, G. Efstathiou, C. S. Frenk, and S. D. M. White, *Astrophys. J.* **292**, 371 (1985).
- [33] V. de Lapparent, M. J. Geller, and J. P. Huchra, *ApJ* **302**, L1 (1986).
- [34] M. S. Vogeley, M. J. Geller, C. Park, and J. P. Huchra, *AJ* **108**, 745 (1994).
- [35] H. El-Ad and T. Piran, *Astrophys. J.* **491**, 421 (1997), astro-ph/9702135.
- [36] V. Müller, S. Arbabi-Bidgoli, J. Einasto, and D. Tucker, *MNRAS* **318**, 280 (2000), astro-ph/0005063.
- [37] M. Plionis and S. Basilakos, *MNRAS* **330**, 399 (2002), astro-ph/0106491.
- [38] D. J. Croton et al., *MNRAS* **352**, 828 (2004), astro-ph/0401406.
- [39] F. Hoyle and M. S. Vogeley, *Astrophys. J.* **607**, 751 (2004), astro-ph/0312533.
- [40] S. G. Patiri, J. E. Betancort-Rijo, F. Prada, A. Klypin, and S. Gottlöber, *MNRAS* **369**, 335 (2006), astro-ph/0506668.
- [41] C. Conroy et al., *Astrophys. J.* **635**, 990 (2005), astro-ph/0508250.
- [42] S. E. Nuza, F.-S. Kitaura, S. Heß, N. I. Libeskind, and V. Müller, *MNRAS* **445**, 988 (2014), arXiv:1406.1004.
- [43] E. Platen, R. van de Weygaert, B. J. T. Jones, G. Vegter, and M. A. A. Calvo, *MNRAS* **416**, 2494 (2011), arXiv:1107.1488 [astro-ph.CO].
- [44] J. Varela, J. Betancort-Rijo, I. Trujillo, and E. Ricciardelli, *Astrophys. J.* **744**, 82 (2012), arXiv:1109.2056.
- [45] D. C. Pan, M. S. Vogeley, F. Hoyle, Y.-Y. Choi, and C. Park, *MNRAS* **421**, 926 (2012), arXiv:1103.4156.
- [46] S. Nadathur and S. Hotchkiss, *MNRAS* **440**, 1248 (2014), arXiv:1310.2791.
- [47] P. M. Sutter, G. Lavaux, B. D. Wandelt, D. H. Weinberg, M. S. Warren, and A. Pisani, *MNRAS* **442**, 3127 (2014), arXiv:1310.7155.
- [48] B. Beygu, K. Kreckel, J. M. van der Hulst, R. Peletier, T. Jarrett, R. van de Weygaert, J. H. van Gorkom, and M. Aragón-Calvo, ArXiv e-prints (2015), arXiv:1501.02577.
- [49] J. Betancort-Rijo, S. G. Patiri, F. Prada, and A. E. Romano, *MNRAS* **400**, 1835 (2009), arXiv:0901.1609.
- [50] S. D. M. White, *MNRAS* **186**, 145 (1979).
- [51] H. D. Politzer and J. P. Preskill, *Physical Review Letters* **56**, 99 (1986).
- [52] J. Betancort-Rijo, *MNRAS* **246**, 608 (1990).
- [53] J. Einasto, M. Einasto, M. Gramann, and E. Saar, *MNRAS* **248**, 593 (1991).
- [54] J. Betancort-Rijo and M. López-Corredoira, *Astrophys. J.* **566**, 623 (2002), astro-ph/0110624.
- [55] R. K. Sheth and R. van de Weygaert, *MNRAS* **350**, 517 (2004), astro-ph/0311260.
- [56] S. R. Furlanetto and T. Piran, *MNRAS* **366**, 467 (2006), astro-ph/0509148.
- [57] A. Paranjape, T. Y. Lam, and R. K. Sheth, *MNRAS* **420**, 1648 (2012), arXiv:1106.2041 [astro-ph.CO].
- [58] E. Jennings, Y. Li, and W. Hu, *MNRAS* **434**, 2167 (2013), arXiv:1304.6087.
- [59] M. A. Aragon-Calvo, R. van de Weygaert, P. A. Araya-Melo, E. Platen, and A. S. Szalay, *MNRAS* **404**, L89 (2010), arXiv:1002.1503.
- [60] H. Mathis and S. D. M. White, *MNRAS* **337**, 1193 (2002), astro-ph/0201193.
- [61] A. J. Benson, F. Hoyle, F. Torres, and M. S. Vogeley, *MNRAS* **340**, 160 (2003), astro-ph/0208257.
- [62] G. R. Blumenthal, L. N. da Costa, D. S. Goldwirth, M. Lecar, and T. Piran, *Astrophys. J.* **388**, 234 (1992).
- [63] J. Dubinski, L. N. da Costa, D. S. Goldwirth, M. Lecar, and T. Piran, *Astrophys. J.* **410**, 458 (1993).
- [64] R. van de Weygaert and E. van Kampen, *MNRAS* **263**, 481 (1993).
- [65] S. Gottlöber, E. L. Lokas, A. Klypin, and Y. Hoffman, *MNRAS* **344**, 715 (2003), astro-ph/0305393.
- [66] J. M. Colberg, R. K. Sheth, A. Diaferio, L. Gao, and N. Yoshida, *MNRAS* **360**, 216 (2005), astro-ph/0409162.
- [67] E. Platen, R. van de Weygaert, and B. J. T. Jones, *MNRAS* **387**, 128 (2008), arXiv:0711.2480.
- [68] J. Einasto, I. Suhhonenko, G. Hütsi, E. Saar, M. Einasto, L. J. Liivamägi, V. Müller, A. A. Starobinsky, E. Tago, and E. Tempel, *Astr.Astrophys.* **534**, A128 (2011), arXiv:1105.2464 [astro-ph.CO].
- [69] J. Aikio and P. Mähönen, *Astrophys. J.* **497**, 534 (1998).
- [70] Y. Friedmann and T. Piran, *Astrophys. J.* **548**, 1 (2001), astro-ph/0009320.
- [71] M. C. Neyrinck, N. Y. Gnedin, and A. J. S. Hamilton, *MNRAS* **356**, 1222 (2005), astro-ph/0402346.
- [72] S. G. Patiri, F. Prada, J. Holtzman, A. Klypin, and J. Betancort-Rijo, *MNRAS* **372**, 1710 (2006), astro-ph/0605703.
- [73] E. Platen, R. van de Weygaert, and B. J. T. Jones, *MNRAS* **380**, 551 (2007), arXiv:0706.2788.
- [74] S. Shandarin, S. Habib, and K. Heitmann, *Phys. Rev. D* **85**, 083005 (2012), arXiv:1111.2366.
- [75] T. Abel, O. Hahn, and R. Kaehler, *MNRAS* **427**, 61 (2012), arXiv:1111.3944.
- [76] B. L. Falck, M. C. Neyrinck, and A. S. Szalay, *Astrophys. J.* **754**, 126 (2012), arXiv:1201.2353.
- [77] M. Cautun, R. van de Weygaert, and B. J. T. Jones, *MNRAS* **429**, 1286 (2013), arXiv:1209.2043.
- [78] J. M. Colberg et al., *MNRAS* **387**, 933 (2008), arXiv:0803.0918.
- [79] D. Park and J. Lee, *Physical Review Letters* **98**, 081301 (2007), astro-ph/0610520.
- [80] G. Lavaux and B. D. Wandelt, *MNRAS* **403**, 1392 (2010), arXiv:0906.4101.
- [81] E. G. P. Bos, R. van de Weygaert, K. Dolag, and V. Pettorino, *MNRAS* **426**, 440 (2012), arXiv:1205.4238 [astro-ph.CO].
- [82] A. Pisani, P. M. Sutter, N. Hamaus, E. Alizadeh, R. Biswas, B. D. Wandelt, and C. M. Hirata, ArXiv e-prints (2015), arXiv:1503.07690.



- [83] D. S. Goldwirth, L. N. da Costa, and R. van de Weygaert, *MNRAS* **275**, 1185 (1995), astro-ph/9503002.
- [84] N. Hamaus, P. M. Sutter, and B. D. Wandelt, *Physical Review Letters* **112**, 251302 (2014), arXiv:1403.5499.
- [85] J. Clampitt, B. Jain, and C. Sánchez, *ArXiv e-prints* (2015), arXiv:1507.08031.
- [86] F.-S. Kitaura, G. Yepes, and F. Prada, *MNRAS* **439**, L21 (2014), arXiv:1307.3285 [astro-ph.CO].
- [87] A. Klypin, G. Yepes, S. Gottlober, F. Prada, and S. Hess, *ArXiv e-prints* (2014), arXiv:1411.4001.
- [88] F.-S. Kitaura, H. Gil-Marín, C. G. Scóccola, C.-H. Chuang, V. Müller, G. Yepes, and F. Prada, *MNRAS* **450**, 1836 (2015), arXiv:1407.1236.
- [89] C. Zhao, F.-S. Kitaura, C.-H. Chuang, F. Prada, G. Yepes, and C. Tao, *MNRAS* **451**, 4266 (2015), arXiv:1501.05520.
- [90] C.-H. Chuang, C. Zhao, F. Prada, E. Munari, S. Avila, A. Izard, F.-S. Kitaura, M. Manera, P. Monaco, S. Murray, A. Knebe, C. G. Scóccola, G. Yepes, J. Garcia-Bellido, F. A. Marín, V. Müller, R. Skibba, M. Crocce, P. Fosalba, S. Gottlöber, A. A. Klypin, C. Power, C. Tao, and V. Turchaninov, *MNRAS* **452**, 686 (2015), arXiv:1412.7729.
- [91] M. S. Wertheim, *Physical Review Letters* **10**, 321 (1963).
- [92] S. Alam et al., *Rev.Astr.Astrphys.* **219**, 12 (2015), arXiv:1501.00963 [astro-ph.IM].
- [93] D. J. Eisenstein, D. H. Weinberg, E. Agol, H. Aihara, C. Allende Prieto, S. F. Anderson, J. A. Arns, É. Aubourg, S. Bailey, E. Balbinot, and et al., *AJ* **142**, 72 (2011), arXiv:1101.1529 [astro-ph.IM].
- [94] J. E. Gunn, W. A. Siegmund, E. J. Mannery, R. E. Owen, C. L. Hull, R. F. Leger, L. N. Carey, G. R. Knapp, D. G. York, W. N. Boroski, S. M. Kent, R. H. Lupton, C. M. Rockosi, M. L. Evans, P. Waddell, J. E. Anderson, J. Annis, J. C. Barentine, L. M. Bartoszek, S. Bastian, S. B. Bracker, H. J. Brewington, C. I. Briegel, J. Brinkmann, Y. J. Brown, M. A. Carr, P. C. Czarapata, C. C. Drennan, T. Dombeck, G. R. Federwitz, B. A. Gillespie, C. Gonzales, S. U. Hansen, M. Harvanek, J. Hayes, W. Jordan, E. Kinney, M. Klaene, S. J. Kleinman, R. G. Kron, J. Kresinski, G. Lee, S. Limmongkol, C. W. Lindenmeyer, D. C. Long, C. L. Loomis, P. M. McGehee, P. M. Mantsch, E. H. Neilsen, Jr., R. M. Neswold, P. R. Newman, A. Nitta, J. Peoples, Jr., J. R. Pier, P. S. Prieto, A. Prossapio, C. Rivetta, D. P. Schneider, S. Snedden, and S.-i. Wang, *AJ* **131**, 2332 (2006), astro-ph/0602326.
- [95] S. A. Smee, J. E. Gunn, A. Uomoto, N. Roe, D. Schlegel, C. M. Rockosi, M. A. Carr, F. Leger, K. S. Dawson, M. D. Olmstead, J. Brinkmann, R. Owen, R. H. Barkhouser, K. Honscheid, P. Harding, D. Long, R. H. Lupton, C. Loomis, L. Anderson, J. Annis, M. Bernardi, V. Bhardwaj, D. Bizyaev, A. S. Bolton, H. Brewington, J. W. Briggs, S. Burles, J. G. Burns, F. J. Castander, A. Connolly, J. R. A. Davenport, G. Ebelke, H. Epps, P. D. Feldman, S. D. Friedman, J. Frieman, T. Heckman, C. L. Hull, G. R. Knapp, D. M. Lawrence, J. Loveday, E. J. Mannery, E. Malanushenko, V. Malanushenko, A. J. Merrelli, D. Muna, P. R. Newman, R. C. Nichol, D. Oravetz, K. Pan, A. C. Pope, P. G. Ricketts, A. Shelden, D. Sandford, W. Siegmund, A. Simmons, D. S. Smith, S. Snedden, D. P. Schneider, M. SubbaRao, C. Tremonti, P. Waddell, and D. G. York, *AJ* **146**, 32 (2013), arXiv:1208.2233 [astro-ph.IM].
- [96] A. S. Bolton, D. J. Schlegel, É. Aubourg, S. Bailey, V. Bhardwaj, J. R. Brownstein, S. Burles, Y.-M. Chen, K. Dawson, D. J. Eisenstein, J. E. Gunn, G. R. Knapp, C. P. Loomis, R. H. Lupton, C. Maraston, D. Muna, A. D. Myers, M. D. Olmstead, N. Padmanabhan, I. Pâris, W. J. Percival, P. Petitjean, C. M. Rockosi, N. P. Ross, D. P. Schneider, Y. Shu, M. A. Strauss, D. Thomas, C. A. Tremonti, D. A. Wake, B. A. Weaver, and W. M. Wood-Vasey, *AJ* **144**, 144 (2012), arXiv:1207.7326.
- [97] B. Reid, S. Ho, N. Padmanabhan, W. J. Percival, J. Tinker, R. Tojeiro, M. White, D. J. Eisenstein, C. Maraston, A. J. Ross, A. G. Sanchez, D. Schlegel, E. Sheldon, M. A. Strauss, D. Thomas, D. Wake, F. Beutler, D. Bizyaev, A. S. Bolton, J. R. Brownstein, C.-H. Chuang, K. Dawson, P. Harding, F.-S. Kitaura, A. Leauthaud, K. Masters, C. K. McBride, S. More, M. D. Olmstead, D. Oravetz, S. E. Nuza, K. Pan, J. Parejko, J. Pforr, F. Prada, S. Rodriguez-Torres, S. Salazar-Albornoz, L. Samushia, D. P. Schneider, C. G. Scoccola, A. Simmons, and M. Vargas-Magana, *ArXiv e-prints* (2015), arXiv:1509.06529.
- [98] F.-S. Kitaura, S. Rodriguez-Torres, C.-H. Chuang, C. Zhao, F. Prada, H. Gil-Marín, H. Guo, G. Yepes, A. Klypin, C. G. Scoccola, J. Tinker, C. McBride, B. Reid, A. G. Sanchez, S. Salazar-Albornoz, J. Niklas Grieb, M. Vargas-Magana, A. J. Cuesta, M. Neyrinck, F. Beutler, J. Comparat, W. Percival, and A. Ross, *ArXiv e-prints* (2015), arXiv:1509.06400.
- [99] S. A. Rodríguez-Torres, F. Prada, C.-H. Chuang, H. Guo, A. Klypin, P. Behroozi, C. H. Hahn, J. Comparat, G. Yepes, A. D. Montero-Dorta, J. R. Brownstein, C. Maraston, C. K. McBride, J. Tinker, S. Gottlöber, G. Favole, Y. Shu, F.-S. Kitaura, A. Bolton, R. Scoccimarro, L. Samushia, D. Schlegel, D. P. Schneider, and D. Thomas, *ArXiv e-prints* (2015), arXiv:1509.06404.
- [100] [http://data.sdss3.org/datamodel/files/BOSS\\_LSS\\_REDUX/dr11\\_patchy\\_mocks/](http://data.sdss3.org/datamodel/files/BOSS_LSS_REDUX/dr11_patchy_mocks/).
- [101] A. J. Ross, W. J. Percival, A. G. Sánchez, L. Samushia, S. Ho, E. Kazin, M. Manera, B. Reid, M. White, R. Tojeiro, C. K. McBride, X. Xu, D. A. Wake, M. A. Strauss, F. Montesano, M. E. C. Swanson, S. Bailey, A. S. Bolton, A. M. Dorta, D. J. Eisenstein, H. Guo, J.-C. Hamilton, R. C. Nichol, N. Padmanabhan, F. Prada, D. J. Schlegel, M. V. Magaña, I. Zehavi, M. Blanton, D. Bizyaev, H. Brewington, A. J. Cuesta, E. Malanushenko, V. Malanushenko, D. Oravetz, J. Parejko, K. Pan, D. P. Schneider, A. Shelden, A. Simmons, S. Snedden, and G.-b. Zhao, *MNRAS* **424**, 564 (2012), arXiv:1203.6499.
- [102] C.-H. Chuang, F. Prada, F. Beutler, D. J. Eisenstein, S. Escoffier, S. Ho, J.-P. Kneib, M. Manera, S. E. Nuza, D. J. Schlegel, D. P. Schneider, B. A. Weaver, J. R. Brownstein, K. S. Dawson, C. Maraston, and D. Thomas, *ArXiv e-prints* (2013), arXiv:1312.4889 [astro-ph.CO].
- [103] J. A. Frieman and E. Gaztanaga, *Astrophys. J.* **425**, 392 (1994), astro-ph/9306018.
- [104] D. J. Eisenstein, H.-J. Seo, E. Sirko, and D. N. Spergel, *Astrophys. J.* **664**, 675 (2007), astro-ph/0604362.