

# Geometrical on-the-fly shock detection in SPH

A. M. Beck<sup>1\*</sup>, K. Dolag<sup>1,2</sup> and J.M.F. Donnert<sup>3</sup>

<sup>1</sup>*University Observatory Munich, Scheinerstr. 1, D-81679 Munich, Germany*

<sup>2</sup>*Max Planck Institute for Astrophysics, Karl-Schwarzschild-Str. 1, D-85741 Garching, Germany*

<sup>3</sup>*INAF Istituto di Radioastronomia, via P. Gobetti 101, I-40129 Bologna, Italy*

Accepted XXXXX. Received XXXXX; in original form XXXXX

## ABSTRACT

We present an on-the-fly geometrical approach for shock detection and Mach number calculation in simulations employing smoothed particle hydrodynamics (SPH). We utilize pressure gradients to select shock candidates and define up- and downstream positions. We obtain hydrodynamical states in the up- and downstream regimes with a series of normal and inverted kernel weightings parallel and perpendicular to the shock normals. Our on-the-fly geometrical Mach detector incorporates well within the SPH formalism and has low computational cost.

We implement our Mach detector into the simulation code GADGET and alongside many SPH improvements. We test our shock finder in a sequence of shock-tube tests with successively increasing Mach numbers exceeding by far the typical values inside galaxy clusters. For the all shocks, we resolve the shocks well and the correct Mach numbers are assigned. An application to a strong magnetized shock-tube gives stable results in full magnetohydrodynamic set-ups. We simulate a merger of two idealized galaxy clusters and study the shock front. The cluster shock is well-captured by our algorithm and assigned correct Mach numbers.

**Key words:** hydrodynamics – shock waves – methods: numerical

## 1 INTRODUCTION

Shock waves are a common phenomena during the formation and evolution of galaxy clusters. In the clusters, the intracluster medium (ICM) holds most of its thermal energy in the form of a hot under-dense plasma and shock heating is an important contributor (Schindler & Mueller 1993; Quilis et al. 1998). Shocks within the ICM have been observed with typical Mach numbers of  $\approx 1.5 - 3$  (Markevitch & Vikhlinin 2007). They are also connected to the formation of radio relics in clusters: off-centre giant arcs observed as polarized radio emission (e.g. Giovannini & Feretti 2000; van Weeren et al. 2010; Brunetti & Jones 2014). Therein, shocks accelerate relativistic electrons, which subsequently interact with the magnetic field and emit synchrotron radiation (Rottgering et al. 1997; Ensslin et al. 1998; Sarazin 1999; Blasi 2001; Vazza & Brüggen 2014).

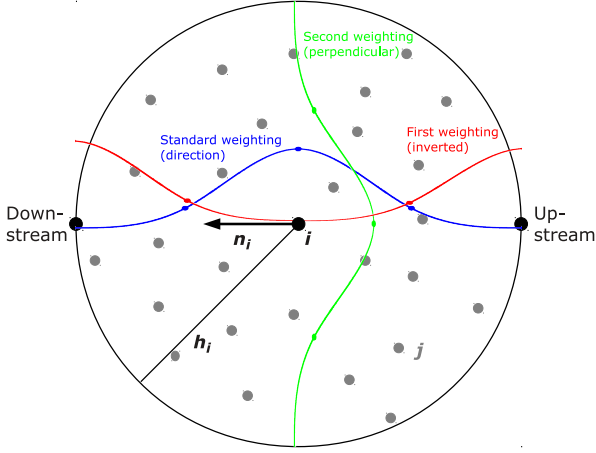
The field of simulations of large-scale shocks has been pioneered by Miniati et al. (2000), who employed Eulerian methods and shock-detecting schemes based on temperature jumps. Later works adopted more accurate schemes, focusing on the magnitude and distribution of energy dissipation in large-scale environments (Ryu et al. 2003; Skillman et al.

2008; Vazza et al. 2009, 2011; Schaal & Springel 2015). Similar works were performed by Pfrommer et al. (2006) employing smoothed particle-hydrodynamics (SPH) simulations, with an on-the-fly shock finder based on the change of the entropy with time. A different method was devised by Hoeft et al. (2008), which estimated the Mach number from the entropy ratio along shocks. However, their formalism is available only in post-processing and computationally expensive.

In general, shock-finders in SPH are plagued by noise found within the particle distribution. This leads to inaccurate Mach numbers and significantly affects the accuracy of the algorithms. We extend the description of Hoeft et al. (2008) and present an advanced shock capturing algorithm for SPH to estimate Mach numbers on-the-fly with negligible computational effort. We show an application to idealized mergers of galaxy clusters, however our implementation is not limited to these scenarios.

This paper is organized as follows. In Section 2 we present our novel on-the-fly shock detection algorithm. We perform a sequence of hydrodynamic shock tube tests, a magnetized strong shock and an application to merging galaxy clusters in Section 3 before we summarize in Section 4.

\* E-mail: abeck@usm.lmu.de



**Figure 1.** Illustration of the shock detection method. Considering a particle  $i$  with a smoothing length  $h_i$  and neighbors  $j$  we estimate the normal vector  $\mathbf{n}_i$  of a shock candidate with a standard weighting. Subsequently, we approximate the hydrodynamical states in the up- and downstream regimes by using a product of two weighting. Firstly, to receive the main contributions only from particles within the up- and downstream regimes we employ an inverted weighting. Secondly, we account for the distance from the shock normal and employ a perpendicular weighting.

## 2 SHOCK DETECTION METHOD

We perform the shock detection for each active SPH particle in every time-step as follows (see also Fig. 1). At first, we estimate the direction of a shock candidate normal vector  $\mathbf{n}$  and define the corresponding up- and downstream positions  $\mathbf{x}^{d,u}$ . Next, we approximate the density  $\rho^{d,u}$ , pressure  $P^{d,u}$ , velocity  $\mathbf{v}^{d,u}$  and sound speed  $c^{d,u}$  within the up- and downstream regimes. Subsequently, we calculate the shock properties such as compression ratio  $r$ , shock speed  $v^{sh}$  and Mach number  $M$ . At last, we filter for noise and false detections.

### 2.1 Shock direction and up- and downstream positions

At first, we calculate the shock candidate normal vectors. We perform this calculation alongside the usual SPH density estimation and thus require only little extra computational cost. Shocks are well characterized by their jumps in the hydrodynamical quantities, such as velocity, pressure, entropy, internal energy or density. In a proper SPH scheme (Beck et al. 2015) shocks are resolved on the scale of the smoothing length. For the estimation of the shock direction we need to rely on a well resolved high signal to noise gradient estimator. Hoefft et al. (2008) suggest to define the shock directions by the entropy gradients, however, the entropy shows slight oscillations in our tests. Thus, we choose the pressure gradients (Hoefft, priv. comm.) as a more reliable definition of potential shock directions. Therefore, the shock candidate normal vectors  $\mathbf{n}$  for a particle  $i$  pointing into the downstream regimes are given by  $\mathbf{n}_i = -\nabla P_i / |\nabla P_i|$ . We calculate the pressure gradients with the SPH estimator

(see Price 2012) taking into account the constant error term:

$$\nabla P_i = \frac{1}{\rho_i} \sum_j m_j (P_j - P_i) \nabla_i W(U_{ij}). \quad (1)$$

For the kernel functions  $W$  we use the Wendland  $C^4$  functions (Dehnen & Aly 2012) with 200 neighbors in three dimensions. We assume the candidate shocks to be spanning across the entire SPH kernel, i.e. the up- and downstream regimes are on the edges of the kernel. Therefore, the distance of the up- and downstream regimes from the kernel centre is estimated by the smoothing length  $\mathbf{x}_i^{d,u} = \mathbf{x}_i \pm h_i \mathbf{n}_i$ . We can now establish a particle selection criterion: particles within the upstream regime can be selected by  $\mathbf{n}_i \cdot (\mathbf{x}_i - \mathbf{x}_j) < 0$  and particles within the downstream regime can be selected by  $\mathbf{n}_i \cdot (\mathbf{x}_i - \mathbf{x}_j) > 0$ . This criterion allows us to distinguish the shock regimes and particle contributions in the following summation process.

### 2.2 Physical quantities in the up- and downstream regimes

We estimate the hydrodynamical states within the up- and downstream regimes. In contrast to Hoefft et al. (2008), who require the execution of two extra computational expensive SPH summation loops, we perform an integrated on-the-fly estimation described as follows. We perform this calculation alongside the usual SPH hydrodynamical force estimation. Each particle's contribution to the up- and downstream states is calculated with a nested series of weighting distances  $U$  (see also Fig. 1). The standard kernel extension normalized distance scale ( $U_{ij}$ ) between particles  $i$  and  $j$  is given by

$$U_{ij} = \frac{|\mathbf{x}_i - \mathbf{x}_j|}{h_i}, \quad (2)$$

which simply corresponds to the inter-particle distance. We also calculate the particle distance projected onto the shock normal from the up- and downstream regimes given by

$$U_{ij}^F = \left| 1 - \frac{|\mathbf{n}_i \cdot (\mathbf{x}_i - \mathbf{x}_j)|}{h_i} \right|, \quad (3)$$

where we only allow for contributions from within the kernel (i.e.  $U_{ij}^F < 1$ ). Finally, we also use the perpendicular distance of the particle from the shock normal given by

$$U_{ij}^S = \frac{\sqrt{|\mathbf{x}_i - \mathbf{x}_j|^2 - |\mathbf{n}_i \cdot (\mathbf{x}_i - \mathbf{x}_j)|^2}}{h_i}. \quad (4)$$

For each hydrodynamical quantity we calculate two sums (one for the upstream regime and one for the downstream regime) alongside the hydrodynamical force. We decide individually to which sum a particle will contribute by employing the selection criteria shown in the previous section. Particles contributing to the upstream regime are selected by  $\mathbf{n}_i \cdot (\mathbf{x}_i - \mathbf{x}_j) < 0$  and particles contributing to the downstream regime are selected by  $\mathbf{n}_i \cdot (\mathbf{x}_i - \mathbf{x}_j) > 0$ . Thus, we basically split the kernel into two regimes. The total weight is given by

$$w_{ij} = m_j^2 W(U_{ij}^F) W(U_{ij}^S), \quad (5)$$

where the  $W(U)$  terms reflect the weight of the particle because of its distance from the up- or downstream position

( $U^F$ ) and of its distance from the shock normal ( $U^S$ ). At last, we normalize the sums and obtain as estimator:

$$Z_i^{d,u} = \sum_{j^{d,u}} w_{ij} Z_j / \sum_{j^{d,u}} w_{ij}, \quad (6)$$

where  $Z$  represents a physical quantity and is to be replaced with velocity  $\mathbf{v}$ , pressure  $P$ , density  $\rho$  or sound speed  $c_s$ . The total computational cost of our shock detection method is negligible.

### 2.3 Calculation of shock properties

We now calculate the hydrodynamical states at the up- and downstream positions. At first, we obtain the compression ratio  $r$  by a simple division of the corresponding densities  $r_i = \rho_i^d / \rho_i^u$  and the velocity divergence  $\Delta v$  by projecting the corresponding velocities onto the shock normal

$$\Delta v_i = v_i^d - v_i^u = \mathbf{n}_i \cdot \mathbf{v}_i^d - \mathbf{n}_i \cdot \mathbf{v}_i^u. \quad (7)$$

The shock speed  $v^{sh}$  then follows

$$v_i^{sh} = \frac{\Delta v_i}{\left|1 - \frac{1}{r_i}\right|}. \quad (8)$$

Finally, we calculate the Mach number to  $M_i = v_i^{sh} / c_i^u$ .

### 2.4 Filter criteria for noise and false detections

At last, we filter for particle noise and false detections, caused by noise within the SPH kernel, contributing to the estimation of the shock normal vectors and up- and downstream quantities. Therefore, we require the shock jumps to exceed tolerance levels of  $P_i^d > (1 + \varepsilon) P_i^u$  and  $\rho_i^d > (1 + \varepsilon) \rho_i^u$ . We also require a minimum velocity divergence in the kernel of  $\Delta v_i > 0.5 (1 + \varepsilon) (v_i^d + v_i^u)$ . After extensive testing, we settled with an error tolerance criterion of  $\varepsilon = 0.05$ . For a correct calculation of the velocity divergence and gradient estimators we rely on the advanced SPH scheme of Beck et al. (2015). After a high-order matrix gradient calculation of velocity divergence and curl they employ an improved Balsara (1995) limiter. We require this particle-based viscosity limiter  $f_i = |\nabla \cdot \mathbf{v}|_i / (|\nabla \cdot \mathbf{v}|_i + |\nabla \times \mathbf{v}|_i)$  to be greater than 0.9 and serve as an additional trigger to suppress false detections within the complex network of turbulent and shearing motions.

These values are well suited for the use with an advanced SPH scheme such as the one of Beck et al. (2015), but different variants of SPH might require recalibration efforts. SPH particles, which fail the filtering process are assigned a Mach number of  $M = 0$ , a compression ratio of  $r = 1$  and a shock speed of  $v^{sh} = 0$ . This simple form of filtering is sufficient to suppress fluctuations in the shock detection caused by small-scale noise or shearing motions within the kernel. As suggested by Hoeft et al. (2008), one can also calculate the hydrodynamical states at the four regimes perpendicular to the shock normals, whose orthonormal directions can be constructed with a Gram-Schmidt process. Afterwards, the velocity divergences perpendicular to the shock can be estimated. A shock is then selected to be a true shock, if the velocity divergence along the shock larger than the velocity divergences perpendicular to it. We explored this criterion, but found no improvement

over our filtering criteria, besides a significant increase in the amount of computation.

## 3 NUMERICAL METHOD AND TESTS

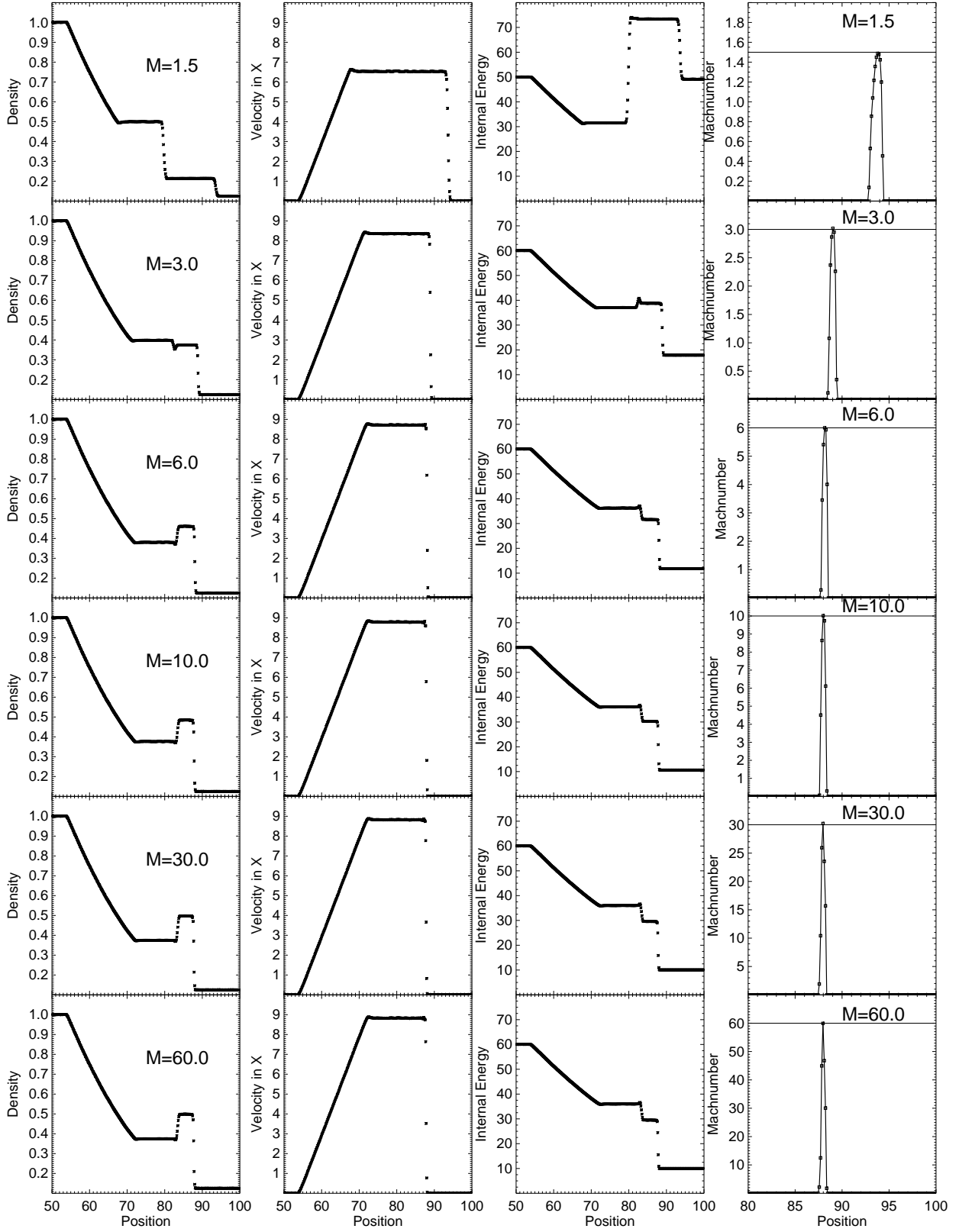
We implement our Mach detector into the latest version of the GADGET code (Springel 2005). For an overview about SPH see Price (2012). We use several state-of-the-art improvements for SPH, which improve its performance in capturing shocks, provide treatments for particle clumping and interpenetration, calculate gradients with higher accuracy and promote mixing between different gas phases (see Beck et al. 2015, for details).

### 3.1 Hydrodynamic shock-tube tests

We perform a sequence of seven standard shock-tube tests (Sod 1978) with Mach numbers ranging from 1.5 to 60. These tests validate our Mach detector and show its capability to correctly identify well-resolved shock fronts and assign the corresponding Mach numbers. We consider an ideal gas with an adiabatic index of  $\gamma = 5/3$ , initially at rest. All our tests are performed in a fully three-dimensional set-up within a periodic box  $[x, y, z]$  of dimensions  $[140, 1, 1]$ . We set-up the initial conditions using a relaxed glass-like distribution of 630.000 particles. The box is filled with gas of density  $\rho_L = 1$  and of pressure  $P_L = 66.667$  on the left-half side ( $x < 70$ ) and with gas of density  $\rho_R = 0.125$  on the right-half side ( $x > 70$ ). We choose the pressure on the right-half side  $P_R$  such that the resulting solutions yield the Mach numbers  $M = \{1.5, 3.0, 6.0, 10.0, 30.0, 60.0\}$ .

Fig. 2 shows the tests at time  $t = 1.5$  with well-developed shock fronts. We volume-average the particle data within bins of half the mean smoothing length and the Mach numbers varies from 1.5 to 60 between the top and the bottom panel. From the left to the right we show gas density  $\rho$ ,  $x$ -velocity  $v_x$ , internal energy  $u$  and Mach number  $M$ . Our code is clearly able to capture even the strongest shocks and accurately resolves the corresponding states in density, velocity and internal energy. However, as intrinsic to the SPH method in the presence of any form of viscosity, the shock fronts are broadened on order of the smoothing length. The Mach numbers are assigned the correct values and they peak at the locations of the steepest gradients within the shock fronts. Towards the edges of the shock fronts, the Mach numbers decline and outside the shock fronts, also the non-shocked particles carry the correct Mach number, zero in this case.

Importantly, for our Mach detector to produce accurate results, the underlying SPH method must be able to correctly capture shocks and resolve the corresponding hydrodynamical states. In particular, the width of the shock is fully determined by the hydrodynamical scheme, where the need for advanced implementations of artificial viscosity arises. We rely on the improved SPH scheme developed by Beck et al. (2015), which uses a high-order gradient matrix scheme to accurately resolve shocks and suppress viscosity in shearing and turbulent motions.



**Figure 2.** Shock-tube tests with Mach numbers ranging from 1.5 to 60 in a fully three-dimensional set-up. We show the particle data averaged within bins of half the mean smoothing length. Our hydrodynamical scheme captures the shocks accurately and the shock detector assigns the correct Mach numbers.

### 3.2 Magnetized shock-tube RJ 1A

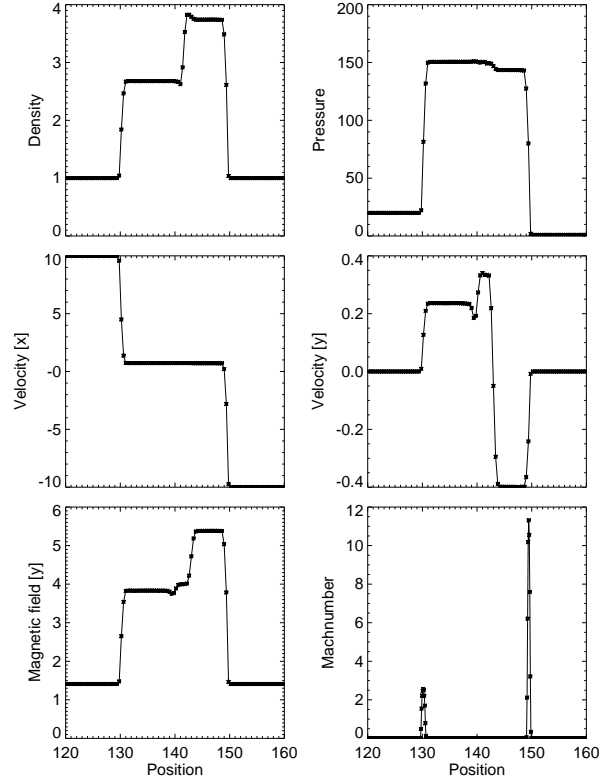
We show the magnetized strong shock-tube test '1A' of Ryu & Jones (1995). In this test, we enable the full magnetohydrodynamic version of our improved GADGET, which is well described and presented in Dolag & Stasyszyn (2009) and Stasyszyn et al. (2013). We consider an ideal gas with an adiabatic index of  $\gamma = 5/3$ , initially at rest. We perform this test in a fully three-dimensional set-up within a periodic box  $[x, y, z]$  of dimensions  $[280, 1, 1]$ . We set-up the initial conditions using a relaxed glass-like distribution of 280,000 particles. The box is filled with gas of density  $\rho_L = 1$ , pressure  $P_L = 1$ , velocity  $v_L = [10, 0, 0]$  and magnetic field  $B_L = [5/(4\pi)^{1/2}, 5/(4\pi)^{1/2}, 0]$  on the left-half side ( $x < 140$ ) and with gas of density  $\rho_R = 1$ , pressure  $P_R = 32.66$ , velocity  $v_R = [-10, 0, 0]$  and magnetic field  $B_R = [5/(4\pi)^{1/2}, 5/(4\pi)^{1/2}, 0]$  on the right-half side ( $x > 140$ ).

Fig. 3 shows the test at time  $t = 2.0$  with a well-developed set-up of a fast shock, a slow rarefaction, a contact discontinuity, a slow shock and a fast shock. This test is usually challenging for magnetohydrodynamic simulations codes, but thanks to our advanced version of GADGET, we obtain a reasonable solution. Regarding the shocks, it is dominated by hydrodynamical and thermal properties of the gas and the imprint of the magnetic field is only secondary. Our Mach calculator detects both fast shocks present in the test and associates the corresponding Mach numbers. The left shock is assigned a Mach number of roughly 2.75 and the right shock of roughly 11.5, again indicating the strong shock behaviour of this test problem. We note, that we have calculated the sonic Mach number based on the sound speed alone. This takes into account only the thermal properties of the gas, but is by no means limited towards Alfvénic properties.

### 3.3 Two merging galaxy clusters

We consider the idealized merger scenario of two galaxy clusters as presented in Donnert (2014). In this model, the merger progenitors are set so their main observables match the observed cluster correlations at redshift zero. The two idealized haloes are based on the Hernquist profile for the DM distribution and a  $\beta$ -profile for the gas distribution. The total masses of the clusters are  $10^{15} M_\odot$  and  $5 \cdot 10^{14} M_\odot$  and the corresponding virial radii are 2.1 and 1.6 Mpc. The main cluster is sampled beyond the virial radius up to the size of the periodic box (15471 kpc), giving a natural background DM and gas distribution. The mass of a dark matter particle is  $1.0 \times 10^8 M_\odot$  and of a gas particle  $2.8 \times 10^7 M_\odot$ , which yields a total of 20 million particles with a gravitational softening of 4.1 kpc. The velocity of the collision-less particles is set by numerically solving the Eddington equation, taking into account the gravitational potential generated by the gas in the cluster (see Donnert 2014, for details). We separate the individual centre of masses of both clusters by a distance of 3.7 Mpc and the initial approach velocity of the clusters is 1900 km/s. Our scheme promotes the mixing of gas phases and produces entropy cores in contrast to previous SPH with declining entropy profiles (Vazza 2011; Beck et al. 2015).

Fig. 4 shows the time evolution of the gas density during the merger process. In principle, the merger is the smaller



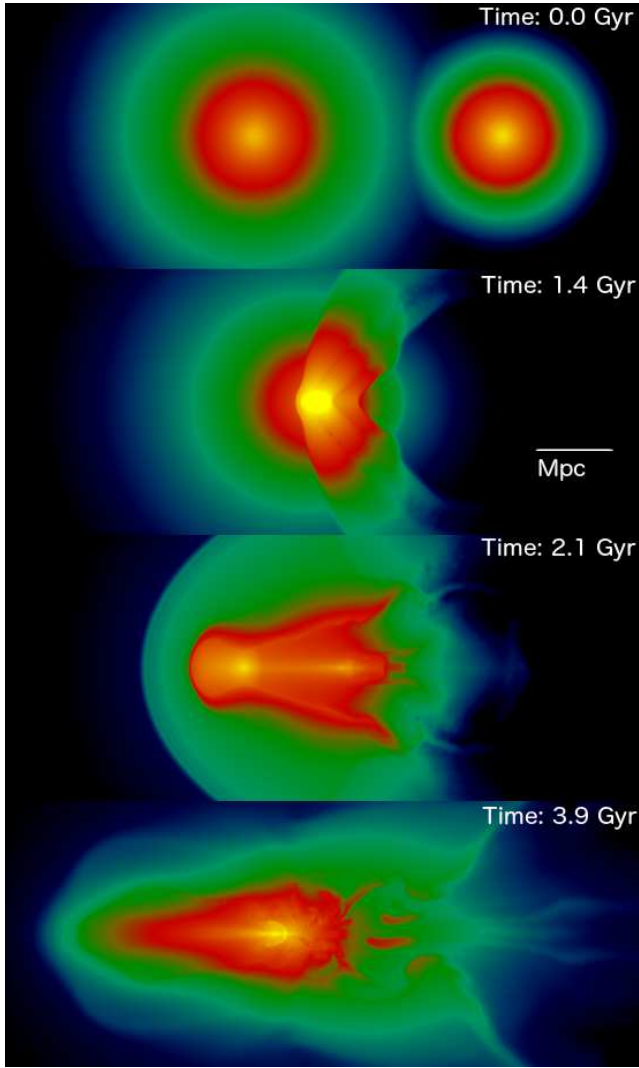
**Figure 3.** Strong magnetized shock-tube '1A' of Ryu & Jones 1995. Our Mach detector performs well in this fully magnetohydrodynamic set-up.

cluster penetrating into the larger cluster causing several occurrences of shocks: An accretion shock during first infall, an outward-traveling front shock after infall and an outward-traveling reverse shock after infall. Additionally, several weak shocks are present in the most inner regions as both cluster cores oscillate during relaxation.

Fig. 5 shows a zoom-in on the cluster relic shock front at time  $t = 2.1$  Gyr. We overlay a thin slice of the gas density (grey-scale) with a thin slice of the Mach number (color). The shock front has the shape of a spherical cap, with radius of roughly three Mpc, a total width of about 300 kpc and a peak Mach number between 3 and 4. The Mach number increases smoothly towards the peak from the subsonic regimes before and behind the shock. As the shock front moves further outwards and thereby propagates into a lower density medium, the Mach number increases. Early on, the Mach number is roughly 3 and later becomes as large as 5.

Fig. 6 shows the hydrodynamical states in a cut across the shock front. The top left panel shows the on-the-fly during the simulation calculated Mach number across the shock front. The top right panel, the bottom left panel and the bottom right panel show the gas number density, sound speed and velocity (projected onto the shock normal). From these quantities we calculate the Mach number. We estimate for the up- and downstream quantities (taken at the positions of the vertical blue lines indicated in the top left panel):  $c_s^u = 779$  km/s,  $c_s^d = 1935$  km/s,  $n^u = 4.35 \cdot 10^{-6}$ ,  $n^d = 1.95 \cdot 10^{-5}$ ,  $v^u = -458$  km/s,  $v^d = 1811$  km/s. The manually





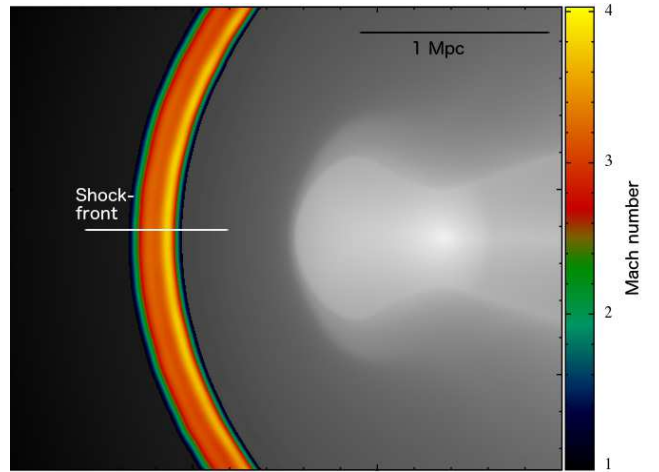
**Figure 4.** Idealised merger of two galaxy clusters. We show the gas density in thin slices through the centre of the clusters. The various stages of the merger event (infall, shock waves, core oscillations and turbulence) are visible.

calculated Mach number peaks at  $M=3.75$  (horizontal green line in the top left panel) and agrees well with the on-the-fly estimation.

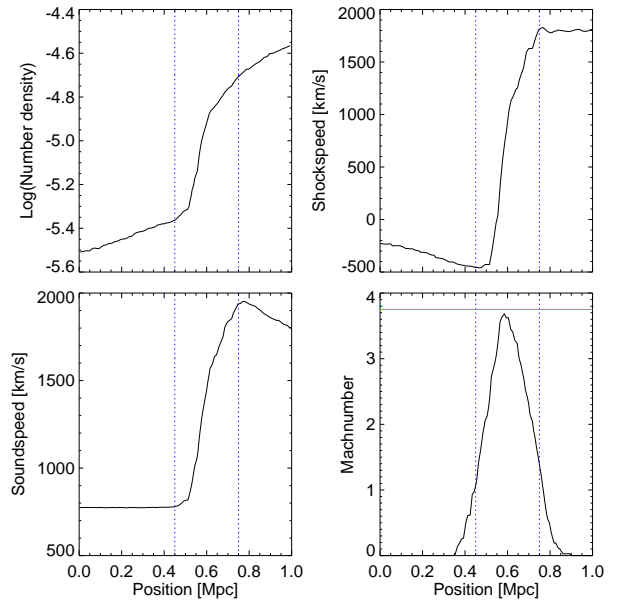
#### 4 SUMMARY

We presented a geometrical on-the-fly method for shock detection and Mach number calculation in SPH simulations. The shock detector is based on suggestions of [Hoeft et al. \(2008\)](#), but adapted to be used on-the-fly. We perform a geometrical weighting approach in contrast to previous works in SPH (see e.g. [Pfrommer et al. 2006](#)), who used the rate of change of entropy to characterize shocks. Furthermore, in our formalism SPH particles are evaluated at all times and we do not require to lock their Mach numbers for certain time intervals.

We applied our Mach detector to a sequence of hydrodynamical shock tubes with Mach numbers ranging from



**Figure 5.** Zoom-in on the cluster merger relic at a time 2.1 Gyr. We overlay a thin slice of the gas density (grey-scale) with a thin slice of the Mach number (color). The horizontal white line illustrates our cut through the shock front (see Fig. 6).



**Figure 6.** Cut through the shock front at time 2.1 Gyr. The shock front and the corresponding jumps in the hydrodynamical states are clearly visible. The Mach number peaks within the shock front at  $M = 3.75$  and besides broadening contains very little noise.

$M = 1.5$  to  $M = 60$ . Our Mach calculator performs robustly and accurately in the weak and strong shock regime. Furthermore, we analyzed the idealized relic shock caused by the merger of two galaxy clusters with a mass ratio of 2:1. We find the relic to be roughly of  $M = 3.75$  with a width of 300 kpc and radius of three Mpc.

Importantly, for our Mach detector to produce accurate results, the underlying SPH method must be able to correctly capture shocks and resolve the corresponding hydrodynamical states. In particular, the width of the shock is fully determined by the hydrodynamical scheme, where

the need for advanced implementations of artificial viscosity arises. We rely on the improved SPH scheme developed by Beck et al. (2015), which uses a high-order gradient matrix scheme to accurately resolve shocks and suppress viscosity in shearing and turbulent motions. At last, we are able to properly resolve the full shock dynamics and relics caused by mergers of galaxy clusters.

Our Mach detector can be easily employed within future large-scale simulations and allows an analysis of shock properties in post-processing as well as on-the-fly for calculations of energy injection and particle acceleration. We have also performed some first fully magnetohydrodynamic shock-tubes and see stable and promising results. With the knowledge of the distribution, statistics and time evolution of shocks, improvements on the estimation of synthetic radio observables are possible. It can be applied to estimate the synchrotron emission of large Radio Relics caused by galaxy clusters, or of Radio Haloes caused by subsonic turbulent motions. Additionally, the radio emission of the cosmic web can be approximated and compared with future surveys.

## ACKNOWLEDGMENTS

AMB thanks the Osservatorio Astronomico di Trieste for its hospitality during a long-term stay in 2015. We thank Franco Vazza, Susana Planelles and Giuseppe Murante for very useful discussions. We thank Tadziu Hoffmann for his help in handling large sets of data. We thank Volker Springel for access to the private version of the GADGET code. Images were created with the SPLASH software (Price 2007). AMB and KD are supported by the DFG Research Unit 1254 ‘Magnetization of interstellar and intergalactic media’, the DFG Cluster of Excellence ‘Origin and Structure of the Universe’ and the DFG TransRegion 33 ‘The Dark Universe’. JMFD is supported by the EU FP7 Marie Curie program ‘People’.

## REFERENCES

- Balsara D. S., 1995, *Journal of Computational Physics*, **121**, 357  
 Beck A. M., et al., 2015, preprint, ([arXiv:1502.07358](#))  
 Blasi P., 2001, *Astroparticle Physics*, **15**, 223  
 Brunetti G., Jones T. W., 2014, *International Journal of Modern Physics D*, **23**, 30007  
 Dehnen W., Aly H., 2012, *MNRAS*, **425**, 1068  
 Dolag K., Stasyszyn F., 2009, *MNRAS*, **398**, 1678  
 Donnert J. M. F., 2014, *MNRAS*, **438**, 1971  
 Ensslin T. A., Biermann P. L., Klein U., Kohle S., 1998, *A&A*, **332**, 395  
 Giovannini G., Feretti L., 2000, *New Astron.*, **5**, 335  
 Hoeft M., Brüggén M., Yepes G., Gottlöber S., Schwabe A., 2008, *MNRAS*, **391**, 1511  
 Markevitch M., Vikhlinin A., 2007, *Phys. Rep.*, **443**, 1  
 Miniati F., Ryu D., Kang H., Jones T. W., Cen R., Ostriker J. P., 2000, *ApJ*, **542**, 608  
 Pfrommer C., Springel V., Enßlin T. A., Jubelgas M., 2006, *MNRAS*, **367**, 113  
 Price D. J., 2007, *Publ. Astron. Soc. Australia*, **24**, 159  
 Price D. J., 2012, *Journal of Computational Physics*, **231**, 759  
 Quilis V., M J., Ibáñez ., Sáez D., 1998, *ApJ*, **502**, 518  
 Rottgering H. J. A., Wieringa M. H., Hunstead R. W., Ekers R. D., 1997, *MNRAS*, **290**, 577  
 Ryu D., Jones T. W., 1995, *ApJ*, **442**, 228  
 Ryu D., Kang H., Hallman E., Jones T. W., 2003, *ApJ*, **593**, 599  
 Sarazin C. L., 1999, *ApJ*, **520**, 529  
 Schaal K., Springel V., 2015, *MNRAS*, **446**, 3992  
 Schindler S., Mueller E., 1993, *A&A*, **272**, 137  
 Skillman S. W., O’Shea B. W., Hallman E. J., Burns J. O., Norman M. L., 2008, *ApJ*, **689**, 1063  
 Sod G. A., 1978, *Journal of Computational Physics*, **27**, 1  
 Springel V., 2005, *MNRAS*, **364**, 1105  
 Stasyszyn F. A., Dolag K., Beck A. M., 2013, *MNRAS*, **428**, 13  
 Vazza F., 2011, *MNRAS*  
 Vazza F., Brüggén M., 2014, *MNRAS*, **437**, 2291  
 Vazza F., Brunetti G., Gheller C., 2009, *MNRAS*, **395**, 1333  
 Vazza F., Dolag K., Ryu D., Brunetti G., Gheller C., Kang H., Pfrommer C., 2011, *MNRAS*  
 van Weeren R. J., Roettgering H. J. A., Brüggén M., Hoeft M., 2010, *Science*, **330**, 347

This paper has been typeset from a  $\text{\LaTeX}$  file prepared by the author.