

# Lyman-alpha Forests cool Warm Dark Matter

**Julien Baur,<sup>a</sup> Nathalie Palanque-Delabrouille,<sup>a</sup> Christophe Yèche,<sup>a</sup>  
Christophe Magneville,<sup>a</sup> Matteo Viel<sup>b,c</sup>**

<sup>a</sup>CEA, Centre de Saclay, IRFU/SPP, F-91191 Gif-sur-Yvette, France

<sup>b</sup>INAF, Osservatorio Astronomico di Trieste, Via G. B. Tiepolo 11, 34131 Trieste, Italy

<sup>c</sup>INFN/National Institute for Nuclear Physics, Via Valerio 2, I-34127 Trieste, Italy

E-mail: [julien.baur@cea.fr](mailto:julien.baur@cea.fr)

## Abstract.

The free-streaming of keV-scale particles impacts structure growth on scales that are probed by the Lyman-alpha forest of distant quasars. Using an unprecedentedly large sample of medium-resolution QSO spectra from the ninth data release of SDSS, along with a state-of-the-art set of hydrodynamical simulations to model the Lyman-alpha forest in the non-linear regime, we issue the tightest bounds to date on pure dark matter particles:  $m_X \gtrsim 4.35$  keV (95% CL) for early decoupled thermal relics such as a hypothetical gravitino, and its corresponding bound for a non-resonantly produced right-handed neutrino  $m_s \gtrsim 31.7$  keV (95% CL). Thanks to SDSS-III data featuring smaller uncertainties and covering a larger redshift range than SDSS-I data, our bounds improve upon those established by previous works and are further at odds with a purely non-resonantly produced sterile neutrino as dark matter.

---

## Contents

<b>1</b>	<b>Introduction</b>	<b>1</b>
<b>2</b>	<b>Sterile Neutrinos as WDM</b>	<b>3</b>
<b>3</b>	<b>Flux Power Spectrum from the Ly-<math>\alpha</math> Forest</b>	<b>5</b>
<b>4</b>	<b>Numerical Simulations</b>	<b>5</b>
4.1	Simulation Pipeline	5
4.2	Parameter Space	6
4.3	Constructing the Simulated Ly- $\alpha$ Power Spectrum	7
<b>5</b>	<b>Constraints on Thermal Relic Mass</b>	<b>8</b>
5.1	Methodology	8
5.2	Results	9
<b>6</b>	<b>Discussion and Conclusion</b>	<b>13</b>

---

## 1 Introduction

Dark Matter was introduced back in the 1930's to account for discrepancies between the apparent mass in galaxies or clusters and the necessary mass for these systems to be self-gravitating in the first place. It is broadly defined as a form of matter that has mass but does not radiate electromagnetic waves in a detectable way. Large scale structures (LSS) and the cosmic microwave background (CMB) temperature anisotropies are consistent with a total matter density of  $\sim 30\%$  the critical density of the Universe, whereas the element abundances predicted by Big Bang nucleosynthesis (BBN) and CMB temperature anisotropies once again, are consistent with a *baryonic* matter density of 4-5% of the critical density. It thus appears with increasingly supporting evidence that about five sixths of the total matter component in the Universe are in a *non-baryonic* form.

Neutrinos are the only particles in the standard model of particle physics to be legitimate candidates for non-baryonic dark matter, since they only interact via the weak nuclear force and have a non-zero mass as supported by the observation of oscillations between their leptonic states. However, in order to be consistent with the 1D Lyman-alpha (Ly- $\alpha$ ) forest power spectrum, the total sum of their mass eigenstates  $\Sigma m_\nu$  is currently constrained to at most 0.12 eV [1]. This confers neutrinos large velocity dispersions at the epoch of galaxy formation, making them hot dark matter (HDM) as opposed to cold dark matter (CDM) particles, since the latter have negligible or vanishing velocity dispersions at the epoch of structure formation. In the HDM paradigm, structure formation follows a top-down scenario, wherein large filament structures form first before fragmenting into smaller systems. In the CDM bottom-up scenario, relatively small objects collapse first before aggregating into larger systems. Given the homogeneity of density contrast at the last-scattering surface ( $z \sim 1050$ ) to within  $\sim 10^{-5}$ , ultra-relativistic DM particles such as standard (left-handed) neutrinos cannot clump together to form self-gravitating bodies early enough to account for the epochs at which galactic-like structures are observed. The existence of high redshift quasi-stellar objects (QSOs) directly contradicts the HDM prediction. Given their fatal flaws, apart from mixed configurations, HDM models quickly became unfeasible.

Cold dark matter, despite its ringing endorsement on large scales, features discordance with observations at sub-galactic scales. Several hundreds of galactic satellites with masses in excess of  $10^8 M_\odot$  are expected in halos as massive as the Milky Way, yet only a handful of candidate dwarf galaxies are observed. This illustrates how CDM predicts vastly superior numbers of low-mass halos, *i.e.*, excessive

power on scales  $\lesssim 10 h^{-1}$  Mpc, compared to power on scales  $\gtrsim 30 h^{-1}$  Mpc. Furthermore, halo cores produced in numerical simulations involving CDM are more cuspy than those inferred from rotation profiles of observed galaxies. Feedback processes and other complex astrophysical phenomenologies could account for these discrepancies. Nevertheless, more straightforward compromises between CDM and HDM were introduced in the early 1980's. Mixed dark matter (MDM) for instance, is a hybrid model in which one phase of the dark matter has ultra-relativistic velocities while the other is vanishing. Standard neutrinos are, in that sense, not ruled out as a dark matter candidate, provided they are mixed with one or several CDM components. Another alternative is to introduce a particle whose velocity dispersion at the time of structure formation is non-negligible all-the-while lesser than that of standard HDM. The effects of warm dark matter (WDM), as it is coined, has the advantage of interpolating the effects of CDM on large scales with those of HDM at sub-galactic scales, thereby being conveniently consistent with the distribution and formation of large-scale structures, while circumventing the issues encountered by CDM that we discussed above. Amongst viable WDM particle candidates are keV right-handed (*a.k.a.* sterile) neutrinos [2, 3]. Recent detections [4–6] of an unidentified feature at around 3.55 keV in the stacked X-ray spectra of the Andromeda galaxy, the Perseus cluster and stacked galaxy clusters has sparked a lively discussion. Although the significance of the result is still debated, the authors have suggested it could be attributed to the decay of a 7.1 keV dark matter particle candidate, hinting fittingly at a right-handed neutrino.

When traveling, particles can interfere with the gravitational collapse of structures [2, 3, 7]. Beyond their free-streaming scale, structures are affected as if the particles were at rest, whereas scales below their free-streaming scale are washed out by the particles considerable velocity dispersion. This manifests in a step-like suppression in the matter power spectrum at scales above  $k_{\text{FS}} = 2\pi/\lambda_{\text{FS}}$  where  $\lambda_{\text{FS}}$  is the comoving free-streaming length of the particle, as illustrated in Fig.1 below, where the plot is computed from outputs of the CAMB<sup>1</sup> software [8], and the SPH visualizations are produced by the Splotch<sup>2</sup> software. Particles of a few keV have a free-streaming scale which falls below the Mpc range and within the region probed by the Lyman-alpha forests of distant high redshift quasars. Ly- $\alpha$  forest data therefore provide an ideal tool to study keV-range WDM.

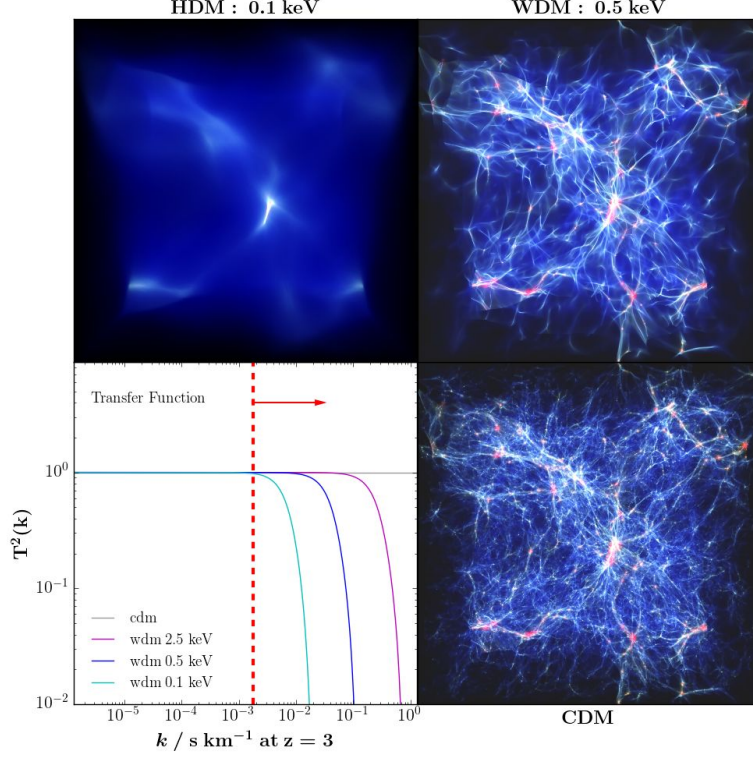
Light from distant quasars excite the Lyman- $\alpha$  transition (*i.e.* the neutral Hydrogen electron transitioning from the  $1s$  to the  $2p$  orbital) as it traverses matter overdensities in the IGM. The spectral redshift between the reference frames of the quasar and the absorber entails the position of the Hydrogen cloud along the observer's line-of-sight. The succession of irradiance absorption between the Ly- $\alpha$   $\lambda 1216$  and Ly- $\beta$   $\lambda 1026$  emission lines constitutes the quasar's Ly- $\alpha$  forest and a legitimate dark matter tracer at scales below  $10 h^{-1}$  Mpc. The 1D Ly- $\alpha$  flux power spectrum  $P_\varphi(k) = |\tilde{\delta}_\varphi(k)|^2$ , where the tilde denotes the Fourier transform and  $\delta_\varphi = \varphi/\bar{\varphi} - 1$  is the transmitted flux fraction, is a well suited probe for measuring the free-streaming effect of keV-range WDM particles. To this end, the flux power spectrum established by the SDSS-III BOSS collaboration [9–11] from the QSO Ly- $\alpha$  forests serves to establish a lower limit on DM particle mass. Since the scales probed are well within the non-linear regime of density fluctuations, high-resolution numerical simulations are required to produce the transmitted flux power spectrum as well as to test the degeneracy of cosmological and astrophysical parameters with the mass of sterile neutrinos.

The outline of this article is as follows: in Section 2, we model the impact of sterile neutrinos on the matter power spectrum. Section 3 describes our QSO Ly- $\alpha$  forest data set from the ninth data release of SDSS quasar sample, and recaps the computation of the 1D flux power spectrum. In Section 4 we detail the suite of state-of-the-art hydrodynamical simulations used to construct mock Ly- $\alpha$  flux power spectra from a set of  $\Lambda$ WDM models. Section 5 recaps our methodology for establishing constraints on sterile neutrino masses from our simulations and data sets, along with our results. We discuss the constraint we issue on the mass lower bound in Section 6.

---

<sup>1</sup><http://camb.info>

<sup>2</sup><http://www.mpa-garching.mpg.de/~kdolag/Splotch>



**Figure 1. Bottom Left:** Analytical approximation of the linear total matter transfer functions  $T = (P_{\text{WDM}}/P_{\text{CDM}})^{1/2}$  at  $z = 3$  for 0.1 (cyan), 0.5 (blue) and 2.5 keV (magenta) dark matter particles. The region rightwards of the vertical dashed red line corresponds to the velocity-space probed by the matter power spectrum constructed from the Ly- $\alpha$  forest. The 2.5 keV case is the lightest DM mass in our grid of simulations (see Sec. 4), the other two being displayed for visualisation purposes. **Clockwise from Top Left:** Visual inspection of the baryon gas density and temperature (encoded in intensity and color respectively), at  $z = 2.5$ , for DM particle masses of 0.1 keV, 0.5 keV and for CDM (infinite mass limit). Boxes are  $25 h^{-1}\text{Mpc}$  across in comoving coordinates and contain  $768^3$  particles treated with smoothed particle hydrodynamics (baryons) and  $768^3$  particles treated with N-body dynamics (DM).

## 2 Sterile Neutrinos as WDM

While the Universe expands adiabatically, the background temperature  $T_\gamma$  scales as  $a^{-1}$ . The background entropy density  $s \propto g_\star T_\gamma^3$  therefore scales as  $a^{-3}$ , with  $g_\star = \sum_{\text{bos}} g_{\text{bos}} + \frac{7}{8} \sum_{\text{ferm}} g_{\text{ferm}}$  the effective number of relativistic degrees of freedom (d.o.f.) at a given temperature. When the photon temperature drops below the electron mass, at  $T \sim 0.5 \text{ MeV}$ , the electrons and the positrons annihilate, heating the photon temperature. Neutrinos, having decoupled prior to electron-positron annihilation ( $T \sim 1 \text{ MeV}$ ), conserve the temperature  $T_\nu = \alpha T_\gamma$  where  $0 < \alpha < 1$ . Since entropy is conserved, evaluating the effective number of relativistic d.o.f. before ( $g_\star = 11/2$ ) and after ( $g_\star = 2$ ) the electron-positron annihilation yields  $\alpha = (4/11)^{1/3}$ . Neutrinos remain relativistic until their temperature drops below the eV scale. Their energy density  $\rho_\nu$  is given by

$$\frac{\rho_\nu}{\rho_\gamma} = \frac{7}{8} \left( \frac{T_\nu}{T_\gamma} \right)^4 N_{\text{eff}}, \quad (2.1)$$

where  $N_{\text{eff}} = 3.046 + \Delta N_{\text{eff}}$  is the effective number of neutrino species and  $\Delta N_{\text{eff}}$  its departure from the fiducial value predicted by particle physics. The slight excess in  $N_{\text{eff}}$  above 3 accounts for the portion of neutrinos still coupled to photons when electron-positron annihilation heats the background temperature. Any particle of mass  $m$  and temperature  $T$  coupled to photons prior to neutrino decoupling would contribute a  $\Delta N_{\text{eff}} \propto (T/T_\nu)^4$  times a suppression factor  $\chi \in [0; 1]$  that accounts for non-thermally produced particles. With these notations and following the framework of [3], the velocity-space distribution function of particles making up the DM can be expressed as

$$f_{DM}(v) = \frac{\chi}{1 + e^{p/T}} \quad (2.2)$$

in a system of units in which  $\hbar = 1$ ,  $c = 1$  and  $k_b = 1$ . The velocity  $v$  of the DM particle is  $v = (1 + (m/p)^2)^{-1/2}$  where  $p$  is the particle's momentum. In this scope, hot (*resp.* cold) DM are the asymptotic cases  $m \rightarrow 0$  (*resp.*  $m \rightarrow \infty$ ). Positive masses interpolate between these two extreme cases and constitute one of 3 parameters that define the Fermi distribution function of a WDM particle, the other two being  $\alpha$  and  $\chi$ . Integrating Eq. 2.2 yields

$$\frac{m^{\text{eff}}}{m} = \chi \left( \frac{T}{T_\nu} \right)^3, \quad (2.3)$$

where  $m^{\text{eff}} = 94.1 \text{ eV} \times \omega$  corresponds to the mass of the DM particle were it a standard model (left-handed) neutrino, and  $\omega = \Omega h^2$  is the dark matter energy density in units of critical density  $\rho_c = 3H^2/8\pi G$ . Thermal relics do not feature a suppression factor ( $\chi = 1$ ) since they are produced in thermal processes, whereas sterile neutrinos do feature a suppressed distribution function with  $T = T_\nu$ . Thus, Eq. 2.3 provides the distinction between relic mass  $m_X$  and non-resonantly produced sterile neutrino mass  $m_s$  (in the Dodelson-Widrow framework):

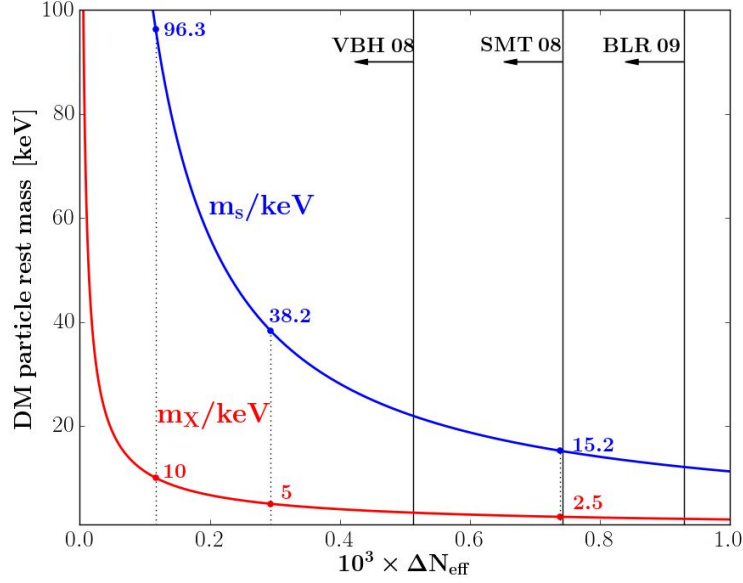
$$m^{\text{eff}} = \begin{cases} (T/T_\nu)^3 m_X & = (\Delta N_{\text{eff}})^{3/4} m_X \\ \chi m_s & = \Delta N_{\text{eff}} m_s \end{cases}$$

For a fixed DM energy density  $\omega$ , a given value of  $\Delta N_{\text{eff}}$  determines the free-streaming cutoff scale, as displayed in Figure 1. The relation  $\omega \times m_s^3 \propto m_X^4$  sets a correspondance between the mass of a thermally produced DM particle ('thermal relic' herein) and a Dodelson-Widrow sterile neutrino ('DW' hereafter) registering an identical matter transfer function. Figure 2 below illustrates the correspondance between  $m_X$  and  $m_s$  as functions of  $\Delta N_{\text{eff}}$ , given  $\Omega = 0.31$  and  $h = 0.675$ . It is noteworthy that the heavier the DM particle mass, the lesser the departure from the canonical value of 3.046 effective neutrino species, the infinite mass limit being consistent with the CDM case. Also note that despite strong tension between  $N_{\text{eff}} = 4$  and the 2015 Planck collaboration's 95% likelihood interval [12] (see also [13]), thereby providing evidence to the non-existence of a fourth neutrino thermalized with active neutrinos, keV sterile neutrinos as pure DM are consistent with current constraints on  $N_{\text{eff}}$ .

Given the relation between  $m_s$  and  $m_X$ , it is sufficient to incorporate thermal relic masses  $m_X$  in our grid of simulation parameters described in Sec. 4 to constrain both types of DM particles using Ly- $\alpha$  data; running an additional set of simulations for sterile neutrinos is not necessary. Given a limit on  $m_X$  (or a detection!), we then derive the corresponding range for  $m_s$  using Eq. 2.4 (from [18]):

$$\frac{m_s}{4.43 \text{ keV}} = \left( \frac{m_X}{\text{keV}} \right)^{4/3} \left( \frac{0.25 \times 0.7^2}{\omega} \right)^{1/3} \quad (2.4)$$

This relationship only applies to non-resonantly produced right-handed neutrinos, as their free-streaming imprints the same power deficit in the matter power spectrum than a thermal relic whose mass  $m_X$  is given by Eq. 2.4. Resonantly-produced sterile neutrinos feature a different velocity-space distribution than the Fermi distribution function in Eq. 2.2, and therefore display a different transfer function than the one characterized in Fig. 1 and modelled by the authors of [18].



**Figure 2.** Correspondance between  $\Delta N_{\text{eff}}$  and dark matter particle mass in the thermal relic (red) and DW sterile neutrino (blue) cases. The  $m_X = 2.5, 5, 10$  keV values selected for our simulation grid of parameters are shown along with their corresponding values for  $m_s$ . The DM lower-bound mass obtained by previous works are illustrated by the solid black vertical lines: BLR09 [14, 15], SMT08 [16] and VBH08 [17].

### 3 Flux Power Spectrum from the Ly- $\alpha$ Forest

This work is based on the one-dimensional flux power spectrum measured using the first release of BOSS quasar data [19]. From a parent sample consisting of  $\sim 60,000$  SDSS-III/BOSS DR9 quasars [9–11, 20–22], we select the 13,821 spectra that have high signal-to-noise ratio, no broad absorption line features, no damped or detectable Lyman-limit systems, and an average resolution in the Ly- $\alpha$  forest of at most  $85 \text{ km s}^{-1}$ , where the Ly- $\alpha$  forest is defined as the region spanning  $1050 < \lambda_{RF}/\text{\AA} < 1180$ , *i.e.*, bounded by the Ly- $\alpha$  and Ly- $\beta$  emission peaks of the background quasar. The spectra in this sample are used to measure the transmitted flux power spectrum in 12 redshift bins from  $\langle z \rangle = 4.4$  to 2.2, each bin spanning  $\Delta z = 0.2$ , and in 35 equally-spaced spatial modes ranging from  $k = 10^{-3}$  to  $2.10^{-2} \text{ s km}^{-1}$ . To reduce correlations between neighboring  $z$ -bins, we split the Ly- $\alpha$  forest of each quasar spectrum into up to three distinct redshift sectors that each have a maximum extent of  $\Delta z < 0.2$ . The fractional flux transmission is defined as  $\delta_\varphi = \varphi/\bar{\varphi} - 1$ , where  $\bar{\varphi}$  is the mean transmitted flux fraction at the H I absorber redshift, computed over the entire sample. The flux power spectrum is obtained from the Fourier Transform of  $\delta_\varphi$ , computed separately for each  $z$ -sector. All the details of our procedure for sample selection, calibrations, computation of the flux power spectrum and determination of both statistical and systematic uncertainties are detailed extensively in [19].

## 4 Numerical Simulations

### 4.1 Simulation Pipeline

We run a set of N-body + hydrodynamical simulations to model the flux power spectrum in the non-linear regime of density perturbations, using *Gadget-3*, an updated version of the publicly available *Gadget-2* code<sup>3</sup> [23, 24]. Given a set of cosmological parameters, a user-specified box size  $L$ , and

<sup>3</sup><http://www.mpa-garching.mpg.de/gadget/>



a number of particles per species  $N^3$ , the code simulates the evolution of baryonic, stellar and dark matter particles. The former undergo Smoothed Particle Hydrodynamics (SPH) treatment, a Lagrangian method of solving the hydrodynamics equations ([25–27]), whereas the latter two are treated as collisionless populations of fixed-mass point particles. Stars are a subset of the baryon population, which the code produces whenever a particle with a temperature less than  $10^5$  K reaches an overdensity with respect to the mean exceeding 1000 (as done for instance in [28]). The code is widely used for cosmological simulations and has been thoroughly tested.

For each simulation (*i.e.*, each set of parameters), the initial matter power spectrum is generated using the CAMB software<sup>4</sup> [8] down to  $z = 30$ . The power spectrum is normalized to feature a chosen fluctuation amplitude  $\sigma_8$  at  $z = 0$  (identical for all the simulations that do not explicitly probe the impact of  $\sigma_8$ ), before positions and velocities are generated using second-order Lagrangian perturbation theory implemented by the 2LPTic<sup>5</sup> software. Using a splicing technique described in [29] and first applied in [13, 30], we infer the flux power spectrum of an equivalent ( $L = 100 h^{-1}$  Mpc,  $N = 3072$ ) simulation from a combination of three lesser ones: a scaled-down (25, 768) to provide high resolution on small scales, a large-box low-resolution (100, 768) for large scales, and a small-box low-resolution (25, 192) which bridges the preceding two at intermediate scales. In addition to saving considerable time and resource consumption, this splicing technique loopholes around the limits of the software and packages we utilize in our pipeline. Our adaptation of the splicing technique has been successful at reproducing the ‘exact’ spectrum for (100, 1024) and (100, 2048) configurations to within 3% and 2% respectively, as shown in [1].

A detailed assessment of our methodology is extensively provided in [13, 30] and reviewed in [1], along with all other simulation specifics. In what follows, we provide the reader a run-through of the major characteristics of our pipeline.

## 4.2 Parameter Space

Henceforth, our ‘best guess’ power spectrum refers to the *spliced* (100, 3072) power spectrum obtained for our central model: a flat  $\Lambda$ CDM Universe whose cosmological parameters are listed in the column titled ‘central value’ of Tab. 1, in agreement with the 2013 Planck collaboration’s best-fit cosmological parameters [31]. We produce simulations for several values of the current expansion rate of the Universe  $H_0 = 100 h \text{ km s}^{-1} \text{ Mpc}^{-1}$ , the current matter energy density  $\Omega_m$ , the spectral index of primordial density fluctuations  $n_s$  and the current fluctuation amplitude of the matter power spectrum  $\sigma_8$ . In addition to the above cosmological parameters, we also vary parameters that describe the physics of the IGM. For instance, the ultra-violet background photo-heating rate has an impact on the thermal history of the Ly- $\alpha$  forest. We model the tenuous ( $1 + \delta = \rho/\bar{\rho} < 10$ ) IGM temperature-density relation by a redshift-dependent power law:

$$T(\rho, z) = T_0(z) (1 + \delta)^{\gamma(z)-1} \quad (4.1)$$

where we take the logarithmic intercept  $T_0(z = 3) = 14000$  K and slope  $\gamma(z = 3) = 1.3$  for our central model, consistent with the measurements of [32]. Since  $T_0$  and  $\gamma$  are poorly constrained parameters [33–35], we allow them to vary by 50% and 25% from their central values, respectively. We explore two pure- $\Lambda$ WDM models with  $m_X = 2.5$  and 5 keV thermal relics implemented using the neutrino mass degeneracy parameters in CAMB to encode  $\Delta N_{\text{eff}} = (T/T_\nu)^4$ , according to the mass-temperature relation given in Eq. 2.3. Finally, we include in the grid two additional parameters,  $A^\tau$  and  $\eta^\tau$ , to vary the effective optical depth of Ly- $\alpha$  absorption, although these dependences are obtained without requiring additional simulations (see Sec. 4.3 for details). The central value and range of each of the grid parameters are summarized in Tab. 1.

We evaluate the variations of the flux power spectrum with our set of parameters

$$\vec{x} = (\text{keV}/m_X, h, \Omega_m, n_s, \sigma_8, T_0^{z=3}, \gamma^{z=3}, A^\tau, \eta^\tau)^T$$

<sup>4</sup><http://camb.info>

<sup>5</sup><http://cosmo.nyu.edu/roman/2LPT/>

**Table 1.** List of parameters in the simulation grid, along with their range of values.

Parameter	Central value	Range	Description
$1\text{keV}/m_X$	0.0	$+0.2 + 0.4$	Inverse of WDM mass when expressed in keV (thermal relic)
$h$	0.675	$\pm 0.05$	Current expansion rate in units of $100 \text{ km s}^{-1} \text{ Mpc}^{-1}$
$\Omega_M$	0.31	$\pm 0.05$	Current matter energy density in units of critical density
$n_s$	0.96	$\pm 0.05$	Scalar spectral index
$\sigma_8$	0.83	$\pm 0.05$	Current RMS of matter fluctuation amplitude at $8 h^{-1} \text{ Mpc}$
$T_0 (z = 3)$	14k	$\pm 7\text{k}$	Intergalactic medium temperature power-law intercept in K
$\gamma (z = 3)$	1.3	$\pm 0.3$	Intergalactic medium temperature power-law slope
$A^\tau$	0.0025	$\pm 0.0020$	Effective optical depth of Ly- $\alpha$ absorption at $z = 3$
$\eta^\tau$	3.7	$\pm 0.4$	Power-law slope of effective optical depth of Ly- $\alpha$ absorption

around our central model  $\vec{x}_0$  using a second-order Taylor expansion:

$$f(\vec{x}_0 + \Delta\vec{x}) \simeq f(\vec{x}_0) + \sum_i \partial_i f(\vec{x}_0) \Delta x_i + \frac{1}{2} \sum_{i,j} \partial_{ij}^2 f(\vec{x}_0) \Delta x_i \Delta x_j. \quad (4.2)$$

We run a simulation for each parameter and each value in Tab. 1, as well as a cross-term simulation for every pair of parameters. Consequently, along with the best-guess configuration, our parameter space yields a total of 36 *spliced* simulations to run, requiring over 4 Mhr CPU computing time. They are produced at the TGCC Curie machine at Bruyères-le-Châtel, France. All simulations that do not require  $1\text{keV}/m_X$  to be different from its central value (*e.g.*, 0) are common to this work and to the analysis of [1, 13], and were not run anew.

### 4.3 Constructing the Simulated Ly- $\alpha$ Power Spectrum

We extract 13 *Gadget* snapshots (output files) at equidistant redshifts between  $z = 4.6$  and  $z = 2.2$ , and construct, for each snapshot, particle and line-of-sight (LOS) samples. The former serves to establish the temperature-density relation (see Eq. 4.1) of the baryon population, treated as a monoatomic gas, at the given redshift. [30] provides details of the procedure and results. Consistent with standard unidimensional flux power studies, the purpose of the latter sample is to compute the H I effective optical depth  $\tau_{\text{eff}}(z) = -\ln\langle\varphi(z)\rangle$  on 100,000 randomly-seeded lines-of-sight. At this stage, we fix the photo-ionization rate by rescaling the transmitted fluxes at each redshift in order to have the effective optical depth follow the empirical law

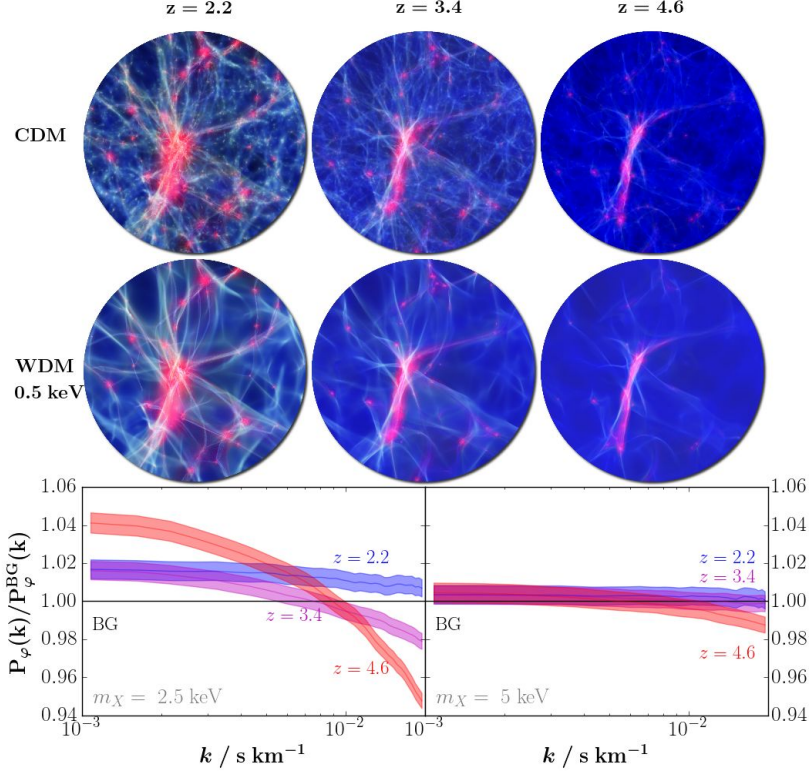
$$\tau_{\text{eff}} = A^\tau \times (1+z)^{\eta^\tau} \quad (4.3)$$

where the amplitude  $A^\tau$  and the index  $\eta^\tau$  take the desired values from Tab. 1. The central values of  $A^\tau$  and  $\eta^\tau$  are in agreement with observations, and the allowed range encompasses observational uncertainties [36]. The LOS-averaged transmitted flux power spectrum is then computed from the LOS sample by virtue of  $P_\varphi(k) = |\tilde{\delta}_\varphi(k)|^2$ , where  $\delta_\varphi$  is the transmitted flux computed using smoothed particle hydrodynamics.

Figure 3 compares the resulting flux power spectra for  $1 \text{ keV}/m_X = 0.4$  and  $0.2$  with that of the best-guess model at three redshifts within the Ly- $\alpha$  forest bounds probed by BOSS. As expected, heavier thermal-relic sterile neutrinos are more consistent with the standard cold dark matter model, which in this context would correspond to vanishing-velocity DM particles (tantamountly, of infinite mass). The power suppression caused by their free-streaming is clearly quantifiable in all three displayed redshifts, despite simulation shot noise and statistical uncertainties. Furthermore, the free-streaming cutoff is more prominent at higher redshifts, as clearly visible in the plots at the bottom



of Fig. 3. This is because at high redshift, structure formation is less departed from the linear regime and the power suppression is therefore nearer to the case of the analytical approximation illustrated in Fig. 1. It is noteworthy to recall that the flux power spectrum in each simulation is normalized to the same  $\sigma_8$  value. Thus, the apparent excess of power at low- $k$  modes needs not be hastily interpreted as an actual accumulation of matter on large scales, but rather as an artifact of this normalization.



**Figure 3. Top & Middle:** Visual inspection (see caption of Fig 1) at  $z = 2.2, 3.4$  and  $4.6$  of the best-guess, *i.e.*, CDM, model (top) and of a simulation assuming a 500 eV DM-particle mass (middle) for visualization purposes. Panels are  $8 h^{-1} \text{ Mpc}$  across. **Bottom:** Ratio of the WDM to the CDM Ly- $\alpha$  transmitted flux power spectra at redshifts  $z = 2.2, 3.4$  and  $4.6$ , normalized to identical  $\sigma_8$ , for our  $m_X = 2.5 \text{ keV}$  (left) and  $5 \text{ keV}$  (right) grid values. Line thickness encodes simulation uncertainty (statistical).

## 5 Constraints on Thermal Relic Mass

### 5.1 Methodology

We follow the same approach as described in detail in [13] and updated in [1], and refer to these papers for details on the method, notation, and nuisance parameters included in the fit. We briefly summarize below the main aspects.

We interpret the 1D Ly- $\alpha$ -flux power spectrum using a likelihood built around three categories of parameters which are floated in the minimization procedure. The first category describes the cosmological model in the case of  $\Lambda$ WDM assuming a flat Universe (first five lines of Tab. 1). The second category models the astrophysics within the IGM, the relationship between the gas temperature and

its density (last four lines of Tab. 1), plus two amplitudes for the correlated absorption of Ly- $\alpha$  and Si III, or Ly- $\alpha$  and Si II. The third category is used to describe the imperfections of our measurement of the 1D power spectrum (data) or of its modeling (N-body and hydrodynamical simulations), by introducing nuisance parameters that are fit simultaneously with the parameters of interest (first two categories). These parameters cover uncertainties on the noise in the data (individually for each redshift bin), uncertainties on the spectrograph resolution (two parameters: a shift in the resolution and a redshift-dependence of that shift), flexibility in our modeling of the IGM temperature-density relation (three additional parameters to allow variations of the redshift-dependence of both the temperature and the power-law index), imperfections of the splicing technique (two parameters) and additional freedom to model the IGM (one parameter for each of the following effects: AGN feedback, SN feedback, damped-Lyman- $\alpha$  contribution, fluctuations of the ultraviolet background).

The  $\chi^2$  minimization procedure (or, equivalently, likelihood maximization) is done using the MINUIT package [37]. Our determination of the coverage intervals of unknown parameters is based on the ‘classical’ confidence level method originally defined by [38]. We first determine the  $\chi^2$  minimum  $\chi_0^2$ , leaving all  $n$  parameters (from the above three categories) free. To set a confidence level (CL) on any individual parameter  $\theta_i$ , we then scan the variable  $\theta_i$ : for each fixed value of  $\theta_i$ , we again minimize  $\chi^2$  with the remaining  $n - 1$  free parameters. The  $\chi^2$  difference,  $\Delta\chi^2(\theta_i)$ , between the new minimum and  $\chi_0^2$ , allows us to compute the CL on the variable, assuming that the experimental errors are Gaussian,

$$\text{CL}(\theta_i) = 1 - \int_{\Delta\chi^2(\theta_i)}^{\infty} f_{\chi^2}(t; N_{\text{dof}}) dt, \quad (5.1)$$

with

$$f_{\chi^2}(t; N_{\text{dof}}) = \frac{e^{-t/2} t^{N_{\text{dof}}/2-1}}{\sqrt{2} N_{\text{dof}} \Gamma(N_{\text{dof}}/2)} \quad (5.2)$$

where  $\Gamma$  is the Gamma function and the number of degrees of freedom  $N_{\text{dof}}$  is equal to 1. This profiling method can be easily extended to two variables. In this case, the minimizations are performed for  $n - 2$  free parameters and the confidence level  $\text{CL}(\theta_i, \theta_j)$  is derived from Eq. 5.1 with  $N_{\text{dof}} = 2$ . Given the large number of parameters in the fit, this frequentist approach presents the advantage of being much faster than a Bayesian inference, while giving results in remarkably good agreement with the latter [39, 40].

In this work, we also combine at times with the  $\chi^2$  derived from Planck data. We use the central values and covariance matrices available in the official Planck repositories<sup>6</sup> for the cosmological parameters ( $\sigma_8$ ,  $n_s$ ,  $\Omega_m$ ,  $H_0$ ,  $n_{\text{run}}$ ), where  $n_{\text{run}}$  is the running of the scalar index of the fluctuation amplitudes, defined as  $n_{\text{run}} = 2 dn_s/d \ln k$ , which appears in the first-order expansion of the initial scalar power spectrum  $\mathcal{P}_S$ :

$$\mathcal{P}_S = \left( \frac{k}{k_*} \right)^{n_s - 1 + \frac{1}{2} n_{\text{run}} \ln \frac{k}{k_*}}, \quad (5.3)$$

where  $k_* = 0.05 \text{ Mpc}^{-1}$  is the pivot scale of the CMB. For each parameter, we assume a Gaussian CMB likelihood with asymmetric  $1\sigma$  errors that we estimate on either side of the central value from the  $1\sigma$  lower and upper limits, thus accounting for asymmetric contours. We validated this strategy in [13], where we showed that it gave similar results to a Markov-Chain Monte-Carlo approach based on the full likelihood.

## 5.2 Results

Combining our analysis of the Ly- $\alpha$  forest flux power spectrum with the expansion rate value of  $H_0 = 67.3 \pm 1.0 \text{ km s}^{-1} \text{ Mpc}^{-1}$  issued by the 2015 Planck collaboration (Ly- $\alpha$  +  $H_0$  herein), we obtain the most stringent lower limit on WDM mass to date, set at  $m_X > 4.35 \text{ keV}$  for thermal relics and  $m_s > 31.7 \text{ keV}$  for DW sterile neutrinos (95% CL), as shown in the first part of Tab. 2. The

<sup>6</sup>[http://wiki.cosmos.esa.int/planckpla2015/index.php/Main\\_Page](http://wiki.cosmos.esa.int/planckpla2015/index.php/Main_Page)

primary causes for the enhancement of this limit with respect to prior studies (see Tab. 3) are mostly two-fold. Our daughter QSO sample, for one, includes over four times as many medium-resolution spectra than previous SDSS studies, with all spectra selected for their high signal to noise and good quality, and includes more objects in the highest redshift bins. As discussed in the end of Sec. 4 and illustrated in Fig. 3, the damping of small-scale perturbations due to free-streaming is more prominent at higher redshifts. As such, bounds on WDM particle mass are better constrained at higher redshifts, despite observations being more challenging. Whereas our predecessors used high-resolution spectra from the HIRES, UVES and MIKE spectrographs to probe higher redshifts, our QSO sample suffices to establish a competitive constraint on  $m_X$  thanks to the addition of Ly- $\alpha$  forest power spectra in the  $z = 4.4$  and  $4.6$  bins. Dropping these two bins from our sample issues  $m_X > 3.1$  keV, which is illustrative of their significance. Despite the relatively low number of objects in these two upper  $z$ -bins ( $\sim 100$  and  $\sim 50$  respectively out of  $\sim 14k$  in total), their contribution enhances our constraint by over 30%. Moreover, the unprecedented resolution of our SPH numerical simulations also contributes to the competitiveness of our result. Several systematic effects have been greatly reduced: the accuracy of the splicing method and the model of its residual by a scale-dependent feature, the quantification of the sampling variance, the model of the IGM by a broken power-law and the better accounting for the Hydrogen reionization history. The improvements on these simulation nuisance parameters are fully detailed in [1]. Finally, we also slightly extend the range covered by the data to smaller scales, from  $k = 0.018$  in SDSS-I to  $0.020 \text{ s km}^{-1}$  in SDSS-III.

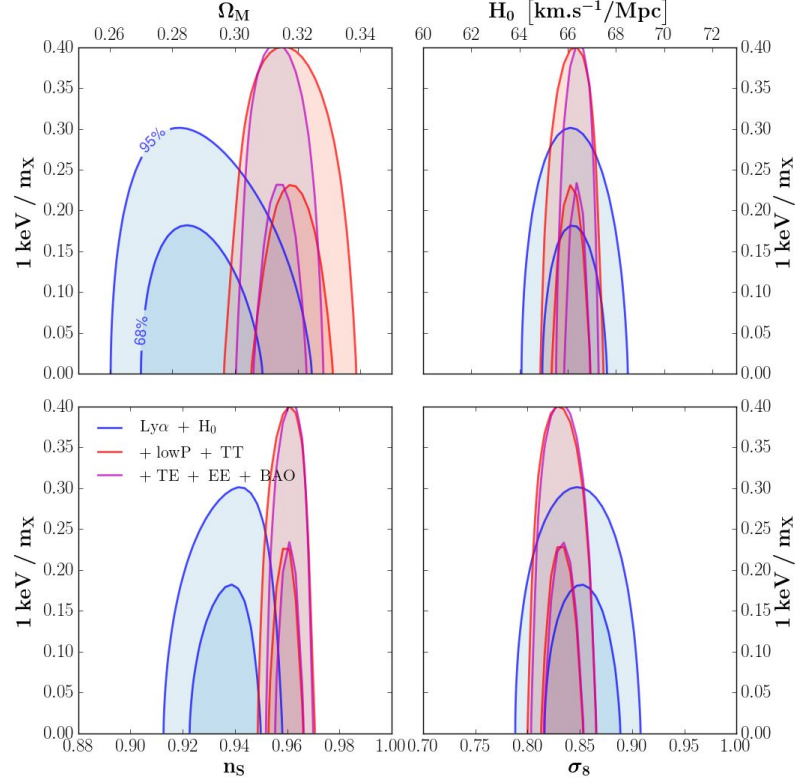
**Table 2.** 95% CL lower bounds on thermal relic mass  $m_X$ , in keV, obtained with three data configurations. When Ly- $\alpha$  is combined with other datasets, the limit is derived with (right) or without (left) running of the spectral index. In each case, the corresponding DW sterile neutrino mass (in keV) is given in parentheses (see Eq. 2.4).

Data set	Lower bound on $\frac{m_X}{\text{keV}} \left( \frac{m_s}{\text{keV}} \right)$	
Ly- $\alpha$ + $H_0$ ( $z < 4.5$ )	4.35 (31.7)	
Ly- $\alpha$ + $H_0$ ( $z < 4.1$ )	3.10 (20.2)	
	no running	with running
Ly- $\alpha$ + Planck (TT + lowP)	3.27 (21.7)	4.55 (33.7)
Ly- $\alpha$ + Planck (TT + lowP+ TE + EE) + BAO	3.18 (21.0)	4.42 (32.5)

In addition to Ly- $\alpha$  forests, cosmic microwave background and baryon acoustic oscillations are other formidable probes to constrain cosmological parameters. These observations cannot directly probe the small scales at which WDM plays a role, and are therefore not expected to provide a direct constraint on the mass of a WDM particle. However, they can be used to reduce the uncertainties on WDM mass through the correlation this parameter has with other cosmological parameters that CMB and BAO contribute to better constraining than Ly- $\alpha$  data alone can. We thus also include, in a second step, the Planck TT temperature data at low and high multipoles, the low-multipole polarization data up to  $\ell = 29$  (‘lowP’), and the  $\ell \geq 30$  polarization data (denoted ‘TE’ and ‘EE’), as well as measurements of the BAO scale by 6dFGS [41], the main galaxy sample of SDSS [42], the BOSS LOW-Z sample [43] and the CMASS DR11 sample [43] (‘BAO’ herein). Although these additional sets have contributed to establish competitive constraints on the sum of the masses of (standard) neutrinos  $\Sigma m_\nu$  and the effective number of neutrino species  $N_{\text{eff}}$  [1, 13, 44], they deteriorate our limit on WDM mass (last two rows of Tab. 2, column labelled ‘no running’). This is the consequence of two factors. The first one is the tension on the value of the spectral index measured with different probes:  $n_s = 0.938 \pm 0.010$  obtained with Ly- $\alpha$  forest and  $n_s = 0.966 \pm 0.006$  with CMB. The second factor is the fact that our limit on the WDM mass is looser with increasing  $n_s$ . Thus the increased  $n_s$  imposed by the combination with CMB is causing the loosening of our limit.

Ly- $\alpha$  and CMB data being relevant on different scales, however, we remedy this disparity by allowing a non-zero running of the spectral index  $n_{\text{run}}$  defined in Eq. 5.3. This additional free parameter

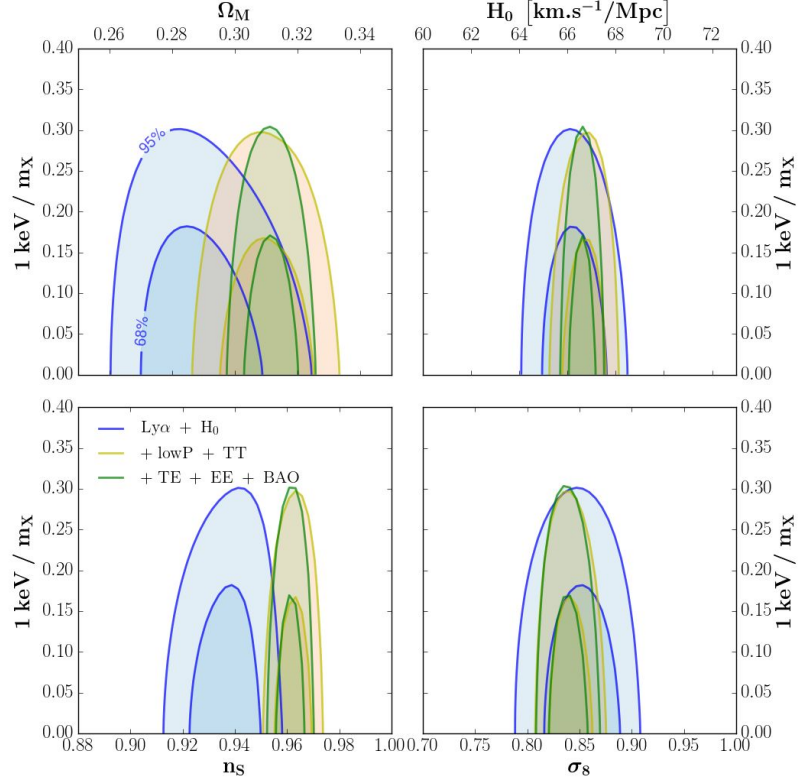
in our multidimensional analysis reconciles the different values of  $n_s$  measured at small (with Ly- $\alpha$ ) and large (with CMB) scales. We feature in Tab. 2 the constraints on WDM mass obtained in the ‘no running’ and ‘with running’ configurations, which denote the cases in which the value of the spectral index running is either taken as fixed to zero or as a free parameter, respectively. As expected, our limits on WDM mass when running is allowed to vary are similar to the limits that were derived from Ly- $\alpha$  data alone.



**Figure 4.** Two-dimensional probability density functions. 68% and 95% confidence intervals with regards to  $1\text{keV}/m_X$  and the 4 cosmological parameters in our grid. Blue contours depict Ly- $\alpha$  forest flux power spectrum data (see Sec. 3) combined with the  $H_0$  constraints from the Planck 2015 collaboration. Red contours are established by adding low- $\ell$  polarization and temperature auto-correlation power spectrum from Planck, purple contours by adding the E field polarization auto and cross-correlation (with temperature) power spectra and measurements of the baryon acoustic oscillations scale in addition to all previous data sets.

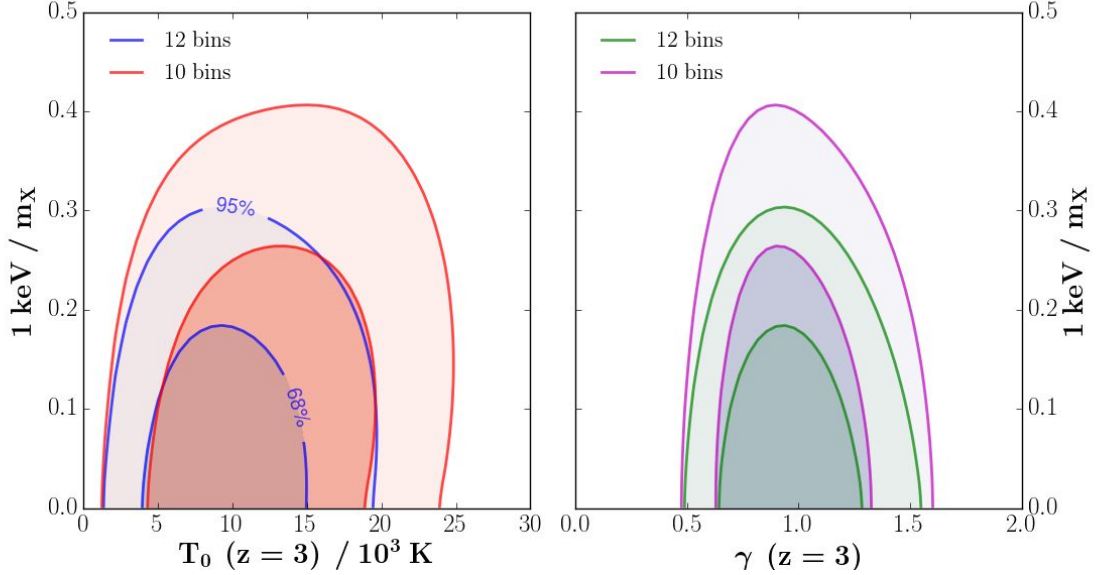
Figures 4 and 5 display our 68% and 95% likelihood intervals with respect to  $\text{keV}/m_X$  and our four main cosmological parameters in the ‘with running’ and ‘no running’ configurations. The above discussion still holds true in the 2D case. More importantly, no significant correlation between our set of cosmological parameters and WDM mass is manifest, which comforts us in the interpretation that a small-scale power deficit in our simulated power spectrum would be due to the free-streaming of DM particles as opposed to a combined effect of  $\Omega_M$ ,  $H_0$ ,  $\sigma_8$  and/or  $n_s$ .

It has been recently argued in [45] that the small-scale cutoff in the power spectrum can be accounted for by a warm IGM rather than a warm DM particle. The temperature-density power-law defined in Eq. 4.1 is a crude first-order assumption as the power-law intercept  $T_0(z)$  and exponent



**Figure 5.** Same caption as Fig. 4. With the exception of Ly- $\alpha$  +  $H_0$  (blue contours), the Ly- $\alpha$  + Planck (yellow contours) and Ly- $\alpha$  + Planck + BAO (green contours) data sets are implemented while the spectral index running  $n_{\text{run}}$  is non-zero and fitted as a free parameter in our multidimensional analysis (see Sec. 5)

$\gamma(z)$  are poorly constrained.  $T_0$  may not be a monotonic function of redshift at  $z \gtrsim 5$ . An extended apprehension of the thermal state of the IGM and its history is crucial in carrying out investigation in the lower velocity-space  $k$  segments of the Ly- $\alpha$  flux power spectrum. In the scope of this current work, which is dealing with  $2.2 \leq \langle z \rangle \leq 4.4$  and  $k \leq 0.020 \text{ s km}^{-1}$ , we fit the slope and intercept of the temperature-density power-law in two distinct redshift ranges, the break occurring at  $z = 3$ . No degeneracy between IGM temperature at  $z = 3$  and WDM mass is manifest, as is illustrated in Fig. 6. Implementing the  $\langle z \rangle = 4.2$  and  $4.4$  bins into our multidimensional analysis tightens our bounds on WDM mass and lowers  $T_0(z = 3)$  from  $\sim 14,000$  to  $\sim 10,000$  Kelvins. The power-law exponent  $\gamma(z = 3)$  remains unaltered. On all accounts, the issues raised in [45] do not apply to the redshift and velocity-space ranges that we probe. Our model of the IGM thermal state, although generic, is not the predominant limiting factor in the establishment of our bounds on WDM mass, as is apparent in Fig. 6. Our result is primarily limited by the sheer size and low resolution of our Ly- $\alpha$  power spectrum data sample.



**Figure 6.** Confidence intervals between the WDM mass and IGM temperature intercept  $T_0(z=3)$  (left) and exponent (right)  $\gamma(z=3)$  in the Ly- $\alpha + H_0$  configuration. We include the confidence intervals when only taking our 10 lowest redshift bins (excluding  $\langle z \rangle = 4.2$  and  $4.4$ , e.g., ‘10 bins’ configuration) in contrast with our current extension of the analysis which features the inclusion of these two highest redshift bins (‘12 bins’ configuration).

## 6 Discussion and Conclusion

The possible existence of warm dark matter remains relevant to this day, as nuclear reactor anomalies may suggest the oscillation of active into sterile neutrinos, and recent X-ray features in galaxy clusters [4, 5] could be interpreted as a decaying 7.1 keV pure dark matter particle. Furthermore, the most recent generations of instruments and models have ventured our progress in an era of precision cosmology. Our study is one in a long series that have attempted to use astrophysical and cosmological observations to test the plausibility of a sterile neutrino as dark matter. With a limit  $m_X > 4.35$  keV for a thermal relic or  $m_s > 31.7$  keV for a DW sterile neutrino, we claim the tightest constraint to date on the lower bound of WDM particle mass, using the Lyman- $\alpha$  transmitted flux power spectrum, the BAO scale and the CMB along with a set of high-resolution hydrodynamical simulations. Our work distinguishes itself from those of our predecessors mainly in the usage of a significantly larger sample of medium-resolution quasar spectra (SDSS-III) than previously (SDSS-I) and in a sharpened understanding of the systematics related to our numerical simulations, although there is undoubtedly still room for many improvements, in particular in the model of the IGM. Table 3 recaps these previous lower bounds on WDM particle mass as well as the data sets and simulation resolutions to establish them. As discussed in [1], there appears to be a tension with regards to the power spectrum



spectral index between the value that best fits our Ly- $\alpha$  data and that which is issued by the Planck collaboration. We reconcile the two distinct values by letting the running of the spectral index vary as an additional fitting parameter. With free running, the constraints we derive on the mass of a dark matter particle are similar to the constraints we derive from Ly- $\alpha$  data alone. Since the works cited in Tab. 3 featured an implicitly null spectral index running, we issue our lower bound obtained with Ly- $\alpha$  data alone (with the addition of a constraint on the current expansion rate value, to which Ly- $\alpha$  data is insensible to).

**Table 3.** Summary of past lower bounds on WDM particle mass (see text in Sec. 2 for distinction between  $m_X$  and  $m_s$ ), along with the QSO spectrum data set used and simulation specifics. SDSS and Keck-LRIS spectra are low-resolution whereas the HIRES [46], UVES and MIKE [47] are high-resolution. Unless explicitly stated, the simulations each contain  $N^3$  particles for gas and for DM particles (see text in Sec. 4).

Reference	95 % limit (keV)		QSO spectra data set	Simulations (L [ $h^{-1}$ Mpc], N)
	$m_X$	$m_s$		
VLH08a [18]	0.55	2.0	30 HIRES + 27 UVES + 23 LRIS	(30, 200) hydro
BLR09 [14]	2.11	12.1	57 UVES + 3035 SDSS	(60, 400) N-body
VLH08b [48]	2.0	11.3	3035 SDSS	(20, 256) hydro
SMT08 [16]	2.5	15.1	3035 SDSS	(20, 256 gas 512 DM) hydro
VBH13b [49]	3.3	22.0	14 HIRES + 11 MIKE	(20, 512) hydro
VBH08 [17]	4.0	28.4	55 HIRES + 3035 SDSS	(60, 400) + (20, 256) hydro
This work	4.35	31.7	13,821 SDSS-III	(100, 3072) hydro

Heavier WDM particles shift the free-streaming cutoff scale to lower scales. Therefore, furthering our constraint would require increasing the size of our quasar sample in the higher redshift bins and combining with higher-resolution spectra. Carrying out the measurement of the Ly- $\alpha$  power spectrum such as described in Sec. 3 using an enlarged quasar sample from the twelfth data release of SDSS (eBOSS) or DESI would remedy the former. Implementing high-resolution quasar spectra from the MIKE and HIRES spectrographs alike our predecessors would accomplish the latter. Despite the relatively unknown thermal state of the IGM, our modeling assumptions are generic enough to not compromise the robustness of our limit on WDM particle mass. Since the issues brought forward in [45] are mostly irrelevant in the  $k$  and  $z$  ranges of the power spectrum we probe, our proposed future prospects are likely to further enhance the robustness of our limit.

Through this work and previous ones [1, 13, 30, 44, 50], we have demonstrated that the Ly- $\alpha$  forests of quasars are powerful measurements to probe sub-Mpc scales and that, combined with the CMB and BAO on large and intermediate scales, they have a relevant role to play in modern precision cosmology for investigating relatively minute effects such as  $\Sigma m_\nu$ ,  $N_{\text{eff}}$ , inflation slow roll parameters and the mass of WDM particles. Finally, our result is in great tension with the upper bound of  $m_s^{\text{NRP}} \lesssim 4$  keV ([51, 52]) imposed by current X-ray bounds for non-thermally produced sterile neutrinos such as the ones we have investigated in this work. We further endorse the conclusions of the works referenced in Tab. 3 in that non-resonantly produced sterile neutrinos are excluded as a pure dark matter particle. If right-handed neutrinos constitute the dark matter component, then they are either exclusively produced in resonant processes or feature both resonant and non-resonant components whose transfer function is similar to a Cold + Warm Dark Matter (CWD + WDM) model. Bounds on resonantly-produced sterile neutrino mass from Ly- $\alpha$  forest data are established in [14, 15]. This work focuses on early decoupled thermal relics (such as gravitinos for instance) and neutrinos produced in a Dodelson-Widrow mechanism, and allows us to set the strongest bounds on their mass. Other models of sterile neutrinos such as the ones described above (which have been recently suggested

as a plausible origin of the 3.55 keV line observed in the X-ray spectrum of galaxy clusters), will be investigated in a forthcoming study.

## Acknowledgments

We thank Julien Lesgourgues for his precious feedback and input, as well as Volker Springel for making GADGET-3 available to our team. MV is supported by the ERC-StG "cosmoIGM" and by the INDARK PD51 grant. We acknowledge PRACE (Partnership for Advanced Computing in Europe) for awarding us access to resource curie-thin and curie-xlarge nodes based in France at TGCC, under allocation numbers 2010PA2777, 2014102371 and 2012071264.

## References

- [1] Palanque-Delabrouille, N., C. Yèche, J. Baur, et al. Neutrino masses and cosmology with Lyman-alpha forest power spectrum. *Journal of Cosmology and Astroparticle Physics*, 11:11, 2015. [arXiv:1506.05976](#).
- [2] Dodelson, S. and L. M. Widrow. Sterile neutrinos as dark matter. *Physical Review Letters*, 72:17–20, 1994. [hep-ph/9303287](#).
- [3] Colombi, S., S. Dodelson, and L. M. Widrow. Large-Scale Structure Tests of Warm Dark Matter. *The Astrophysical Journal*, 458:1, 1996. [astro-ph/9505029](#).
- [4] Bulbul, E., M. Markevitch, A. Foster, et al. Detection of an Unidentified Emission Line in the Stacked X-Ray Spectrum of Galaxy Clusters. *The Astrophysical Journal*, 789:13, 2014. [arXiv:1402.2301](#).
- [5] Boyarsky, A., O. Ruchayskiy, D. Iakubovskiy, et al. Unidentified Line in X-Ray Spectra of the Andromeda Galaxy and Perseus Galaxy Cluster. *Physical Review Letters*, 113:251301, 2014. [arXiv:1402.4119](#).
- [6] Boyarsky, A., J. Franse, D. Iakubovskiy, et al. Checking the Dark Matter Origin of a 3.53 keV Line with the Milky Way Center. *Physical Review Letters*, 115:161301, 2015. [arXiv:1408.2503](#).
- [7] Bode, P., J. P. Ostriker, and N. Turok. Halo Formation in Warm Dark Matter Models. *The Astrophysical Journal*, 556:93–107, 2001. [astro-ph/0010389](#).
- [8] Lewis, A., A. Challinor, and A. Lasenby. Efficient Computation of Cosmic Microwave Background Anisotropies in Closed Friedmann-Robertson-Walker Models. *The Astrophysical Journal*, 538:473–476, 2000. [arXiv:astro-ph/9911177](#).
- [9] Dawson, K. S., D. J. Schlegel, C. P. Ahn, et al. The Baryon Oscillation Spectroscopic Survey of SDSS-III. *The Astronomical Journal*, 145:10, 2013. [arXiv:1208.0022](#).
- [10] Eisenstein, D. J., D. H. Weinberg, E. Agol, et al. SDSS-III: Massive Spectroscopic Surveys of the Distant Universe, the Milky Way and Extra-Solar Planetary Systems. *The Astronomical Journal*, 142: 72, 2011. [arXiv:1101.1529v1](#).
- [11] Gunn, J. E., W. A. Siegmund, E. J. Mannery, et al. The 2.5 m Telescope of the Sloan Digital Sky Survey. *The Astrophysical Journal*, 131:2332–2359, 2006. [astro-ph/0602326](#).
- [12] Planck Collaboration, P. A. R. Ade, N. Aghanim, et al. Planck 2015 results. XIII. Cosmological parameters. *ArXiv e-prints*, 2015. [arXiv:1502.01589](#).
- [13] Palanque-Delabrouille, N., C. Yèche, J. Lesgourgues, et al. Constraint on neutrino masses from SDSS-III/BOSS Ly $\alpha$  forest and other cosmological probes. *Journal of Cosmology and Astroparticle Physics*, 2:45, 2015. [arXiv:1410.7244](#).
- [14] Boyarsky, A., J. Lesgourgues, O. Ruchayskiy, et al. Lyman- $\alpha$  constraints on warm and on warm-plus-cold dark matter models. *Journal of Cosmology and Astroparticle Physics*, 5:12, 2009. [arXiv:0812.0010](#).

- [15] Boyarsky, A., J. Lesgourgues, O. Ruchayskiy, et al. Realistic Sterile Neutrino Dark Matter with KeV Mass does not Contradict Cosmological Bounds. *Physical Review Letters*, 102:201304, 2009. [arXiv:hep-ph/0812.3256](#).
- [16] Seljak, U., A. Makarov, P. McDonald, et al. Can Sterile Neutrinos Be the Dark Matter? *Physical Review Letters*, 97:191303, 2006. [astro-ph/0602430](#).
- [17] Viel, M., G. D. Becker, J. S. Bolton, et al. How Cold Is Cold Dark Matter? Small-Scales Constraints from the Flux Power Spectrum of the High-Redshift Lyman- $\alpha$  Forest. *Physical Review Letters*, 100: 041304, 2008. [arXiv:0709.0131](#).
- [18] Viel, M., J. Lesgourgues, M. G. Haehnelt, et al. Constraining warm dark matter candidates including sterile neutrinos and light gravitinos with WMAP and the Lyman- $\alpha$  forest. *Physical Review D*, 71: 063534, 2005. [astro-ph/0501562](#).
- [19] Palanque-Delabrouille, N., C. Yèche, A. Borde, et al. The one-dimensional Ly-alpha forest power spectrum from BOSS. *Astronomy & Astrophysics*, 559:A85, 2013. [arXiv:1306.5896](#).
- [20] Ahn, C. P., R. Alexandroff, C. Allende Prieto, et al. The Ninth Data Release of the Sloan Digital Sky Survey: First Spectroscopic Data from the SDSS-III Baryon Oscillation Spectroscopic Survey. *The Astrophysical Journal Supplement Series*, 203:21, 2012. [arXiv:1207.7137](#).
- [21] Ross, N. P., A. D. Myers, E. S. Sheldon, et al. The SDSS-III Baryon Oscillation Spectroscopic Survey: Quasar Target Selection for Data Release Nine. *The Astrophysical Journal Suppl.*, 199:3, 2012. [arXiv:astro-ph.CO/1105.0606](#).
- [22] Smee, S. A., J. E. Gunn, A. Uomoto, et al. The Multi-object, Fiber-fed Spectrographs for the Sloan Digital Sky Survey and the Baryon Oscillation Spectroscopic Survey. *The Astrophysical Journal*, 146: 32, 2013. [arXiv:astro-ph.IM/1208.2233](#).
- [23] Springel, V., N. Yoshida, and S. D. White. GADGET: a code for collisionless and gasdynamical cosmological simulations. *New Astronomy*, 6:79–117, 2001. [arXiv:astro-ph/0003162](#).
- [24] Springel, V. The cosmological simulation code GADGET-2. *Monthly Notices of the Royal Astronomical Society*, 364:1105–1134, 2005. [arXiv:astro-ph/0505010](#).
- [25] Monaghan, J. J. Smoothed particle hydrodynamics. *Reports on Progress in Physics*, 68:1703–1759, 2005.
- [26] Rosswog, S. Astrophysical smooth particle hydrodynamics. *New Astronomy Reviews*, 53:78–104, 2009. [arXiv:astro-ph.IM/0903.5075](#).
- [27] Springel, V. Smoothed Particle Hydrodynamics in Astrophysics. *Annual Review of Astronomy and Astrophysics*, 48:391–430, 2010. [arXiv:astro-ph.CO/1109.2219](#).
- [28] Viel, M., M. G. Haehnelt, and V. Springel. The effect of neutrinos on the matter distribution as probed by the intergalactic medium. *Journal of Cosmology and Astroparticle Physics*, 2010:015–015, 2010. [arXiv:1003.2422](#).
- [29] McDonald, P. Toward a Measurement of the Cosmological Geometry at  $z \sim 2$ : Predicting Ly-alpha Forest Correlation in Three Dimensions and the Potential of Future Data Sets. *The Astrophysical Journal*, 585:34–51, 2003. [arXiv:astro-ph/0108064](#).
- [30] Borde, A., N. Palanque-Delabrouille, G. Rossi, et al. New approach for precise computation of Lyman- $\alpha$  forest power spectrum with hydrodynamical simulations. *Journal of Cosmology and Astroparticle Physics*, 7:5, 2014. [arXiv:1401.6472](#).
- [31] Planck Collaboration, P. A. R. Ade, N. Aghanim, et al. Planck 2013 results. XVI. Cosmological parameters. 2013. [arXiv:1303.5076](#).
- [32] Becker, G. D., J. S. Bolton, M. G. Haehnelt, et al. Detection of extended HeII reionization in the temperature evolution of the intergalactic medium. *Monthly Notices of the Royal Astronomical Society*, 410:1096–1112, 2011. [arXiv:1008.2622](#).
- [33] Garzilli, A., J. S. Bolton, T.-S. Kim, et al. The intergalactic medium thermal history at redshift  $z = 1.7$ – $3.2$  from the Ly $\alpha$  forest: a comparison of measurements using wavelets and the flux distribution. *Monthly Notices of the Royal Astronomical Society*, 424:1723–1736, 2012. [arXiv:1202.3577](#).

- [34] Lidz, A., C.-A. Faucher-Giguère, A. Dall’Aglio, et al. A Measurement of Small-Scale Structure in the  $2.2 < z < 4.2$  Ly- $\alpha$  Forest. *The Astrophysical Journal*, 718:199–230, 2010. [arXiv:0909.5210](#).
- [35] Schaye, J., T. Theuns, M. Rauch, et al. The thermal history of the intergalactic medium. *Monthly Notices of the Royal Astronomical Society*, 318:817–826, 2000. [arXiv:astro-ph/9912432](#).
- [36] Meiksin, A. A. The physics of the intergalactic medium. *Reviews of Modern Physics*, 81:1405–1469, 2009. [arXiv:0711.3358](#).
- [37] James, F. and M. Ross. MINUIT; A system for function minimization and analysis of the parameter errors and correlations. *Comput. Phys. Commun.*, 10:343–367, 1975.
- [38] Neyman, J. Outline of a Theory of Statistical Estimation Based on the Classical Theory of Probability. *Trans. Royal Soc. London, Series A*, 236:333, 1937.
- [39] Yèche, C., A. Ealet, A. Réfrégier, et al. Prospects for dark energy evolution: a frequentist multi-probe approach. *Astronomy & Astrophysics*, 448:831–842, 2006. [astro-ph/0507170](#).
- [40] Planck Collaboration, P. A. R. Ade, N. Aghanim, et al. Planck intermediate results. XVI. Profile likelihoods for cosmological parameters. *Astronomy & Astrophysics*, 566:A54, 2014. [arXiv:1311.1657](#).
- [41] Beutler, F., C. Blake, M. Colless, et al. The 6dF Galaxy Survey: baryon acoustic oscillations and the local Hubble constant. *Monthly Notices of the Royal Astronomical Society*, 416:3017–3032, 2011. [arXiv:1106.3366](#).
- [42] Ross, A. J., L. Samushia, A. Burden, et al. The clustering of galaxies in the SDSS-III DR10 Baryon Oscillation Spectroscopic Survey: no detectable colour dependence of distance scale or growth rate measurements. *Monthly Notices of the Royal Astronomical Society*, 437:1109–1126, 2014. [arXiv:1310.1106](#).
- [43] Anderson, L., É. Aubourg, S. Bailey, et al. The clustering of galaxies in the SDSS-III Baryon Oscillation Spectroscopic Survey: baryon acoustic oscillations in the Data Releases 10 and 11 Galaxy samples. *Monthly Notices of the Royal Astronomical Society*, 441:24–62, 2014. [arXiv:1312.4877](#).
- [44] Rossi, G., C. Yèche, N. Palanque-Delabrouille, et al. Constraints on dark radiation from cosmological probes. *Physical Review D*, 92:063505, 2015. [arXiv:1412.6763](#).
- [45] Garzilli, A., A. Boyarsky, and O. Ruchayskiy. Cutoff in the Lyman  $\{\alpha\}$  forest power spectrum: warm IGM or warm dark matter? *ArXiv e-prints*, 2015. [arXiv:1510.07006](#).
- [46] Vogt, S. S., S. L. Allen, B. C. Bigelow, et al. HIRES: the high-resolution echelle spectrometer on the Keck 10-m Telescope. In Crawford, D. L. and E. R. Craine, editors, *Instrumentation in Astronomy VIII*, volume 2198 of *Society of Photo-Optical Instrumentation Engineers (SPIE) Conference Series*, page 362, 1994.
- [47] Bernstein, G. M., A. E. Athey, R. Bernstein, et al. Volume-phase holographic spectrograph for the Magellan telescopes. In Larar, A. M. and M. G. Mlynchak, editors, *Optical Spectroscopic Techniques, Remote Sensing, and Instrumentation for Atmospheric and Space Research IV*, volume 4485 of *Society of Photo-Optical Instrumentation Engineers (SPIE) Conference Series*, pages 453–459, 2002.
- [48] Viel, M., J. Lesgourgues, M. G. Haehnelt, et al. Can Sterile Neutrinos Be Ruled Out as Warm Dark Matter Candidates? *Physical Review Letters*, 97:071301, 2006. [astro-ph/0605706](#).
- [49] Viel, M., G. D. Becker, J. S. Bolton, et al. Warm dark matter as a solution to the small scale crisis: New constraints from high redshift Lyman- $\alpha$  forest data. *Physical Review D*, 88:043502, 2013. [arXiv:1306.2314](#).
- [50] Rossi, G., N. Palanque-Delabrouille, A. Borde, et al. Suite of hydrodynamical simulations for the Lyman- $\alpha$  forest with massive neutrinos. *Astronomy and Astrophysics*, 567:A79, 2014. [arXiv:1401.6464](#).
- [51] Boyarsky, A., A. Neronov, O. Ruchayskiy, et al. Strategy for searching for a dark matter sterile neutrino. *Phys. Rev. Lett.*, 97:261302, 2006.
- [52] Boyarsky, A., J. Nevalainen, and O. Ruchayskiy. Constraints on the parameters of radiatively decaying dark matter from the dark matter halos of the Milky Way and Ursa Minor. *Astronomy and Astrophysics*, 471:51–57, 2007. [astro-ph/0610961](#).