

Wisent: Robust Downstream Communication and Storage for Computational RFIDs

Jethro Tan, Przemysław Pawełczak, Aaron Parks, and Joshua R. Smith

Abstract

Computational RFID (CRFID) devices are emerging platforms that can enable perennial computation and sensing by eliminating the need for batteries. Although much research has been devoted to improving upstream (CRFID to RFID reader) communication rates, the opposite direction has so far been neglected, presumably due to the difficulty of guaranteeing fast and error-free transfer amidst frequent power interruptions of CRFID. With growing interest in the market where CRFIDs are forever-embedded in many structures, it is necessary for this void to be filled. Therefore, we propose Wisent—a robust downstream communication protocol for CRFIDs that operates on top of the legacy UHF RFID communication protocol: EPC C1G2. The novelty of Wisent is its ability to adaptively change the frame length sent by the reader, based on the length throttling mechanism, to minimize the transfer times at varying channel conditions. We present an implementation of Wisent for the WISP 5 and an off-the-shelf RFID reader. Our experiments show that Wisent allows transfer up to 16 times faster than a baseline, non-adaptive shortest frame case, i.e. single word length, at sub-meter distance. As a case study, we show how Wisent enables wireless CRFID reprogramming, demonstrating the world’s first wirelessly reprogrammable (software defined) CRFID.

I. INTRODUCTION

Computational RFIDs (CRFIDs) and other wireless, transiently-powered computing devices are emerging platforms that enable sensing, computation and communication without batteries [1]. CRFIDs have been proposed for use in scenarios such as structural health monitoring, in which a device may be embedded

Jethro Tan and Przemysław Pawełczak are with Delft University of Technology, Mekelweg 4, 2628 CD Delft, the Netherlands, Email: j.e.t.tan@student.tudelft.nl, p.pawelczak@tudelft.nl.

Aaron Parks and Joshua R. Smith are with University of Washington, Seattle, WA 98195-2350, USA, Email: anparks@uw.edu, jrs@cs.uw.edu.

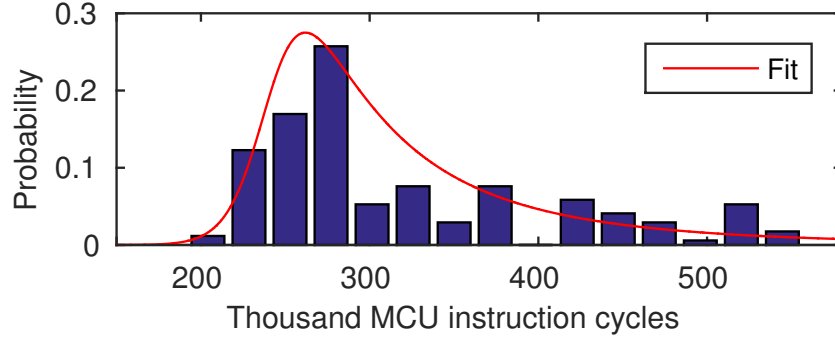


Fig. 1. Example distribution of CRFID (WISP5 [8]) available harvested energy between periods of state loss. Energy is mapped into the number of instruction cycles WISP5 can achieve per burst with its default hardware configuration. The frequent state loss makes reliable bulk data transfer hard.

in a reinforced concrete structure [2], or implanted scenarios involving tasks such as blood glucose monitoring [3] or pacemaker control [4], where access to the device requires an expensive and/or risky surgery. In these deeply embedded applications, maintenance of the device is difficult or impossible, making battery-free operation attractive as the battery maintenance requirement is avoided entirely.

However, as the complexity of use cases for CRFIDs grow, there is another emerging maintenance requirement: the need to patch or replace the firmware of the device, or to alter application parameters including the RFID radio layer controls. In current CRFIDs, maintenance of firmware (due to e.g. errors) requires a physical connection to CRFID, nulling the main benefit of battery-free operation.

Existing CRFIDs have no means for reliable high-rate downstream (i.e. RFID reader to CRFID) wireless communication and storage. This makes downstream protocols for CRFIDs a potent area of study. Current CRFIDs use UHF RFID standards, such as EPC C1G2 [5], designed to support inventory management applications with minimal computational and data transfer requirements [6], [7]. Any UHF RFID network is built around an interrogator, which provides power to tags in the vicinity, and which can both send/receive data to/from those tags. The uplink from tag to reader is accomplished through backscatter communication, in which the tag modulates its reflection of the reader's carrier signal in order to communicate—with orders of magnitude less power than a conventional radio. The reader is a wall socket-powered device, while the tag is a highly energy-constrained energy-harvesting battery-free platform, resulting in frequent power supply breaks, see Fig. 1.

A. Problem Statement

In CRFIDs, downstream transfer functionality would enable (i) the processing of data sent wirelessly, (ii) CRFID to CRFID data transmission, and most importantly (iii) wireless reconfiguration, including reconfiguration of the communication protocol itself (e.g. demodulation, decoding). In this work, we therefore pose the following research question: *How to enable robust and fast downstream communication for CRFIDs?*

There are two challenges in enabling CRFID downstream.

Challenge 1: Existing CRFIDs rely on the suboptimal downstream communication capability of the EPC C1G2 standard. In fact, EPC C1G2 does not have built-in support for *fast* transfers of large portions of data from the reader to the tag. Building a replacement for reader to CRFID tag communication protocol would indeed improve communication capabilities and performance, however, doing so would reduce compatibility with existing EPC C1G2-compliant RFID systems, which represent a significant amount of existing infrastructure. Therefore, designing a protocol extension *on top of* EPC C1G2 is the natural path (although a difficult one) towards a capable yet practical downstream CRFID protocol.

Challenge 2: Transient power availability in CRFIDs means that tags will often lose power, and in turn processor state [9] (again see Fig. 1). Previous CRFID platforms attempted to alleviate this limitation by the use of non-volatile flash memory. However, not only do rewrite or erase operations on flash memory require the erasure of an entire memory block, but the erasure of flash cells are also slow and energy intensive relative to volatile memory writes [10]. Hence, flash memory on CRFIDs are unsuitable for repetitive tasks involving write operations such as data storage or reprogramming applications.

B. Contributions

While the current focus of CRFID systems lies in improving *upstream* communication, see e.g. [11]–[13], due to the mentioned challenges, to the best of our knowledge, there has surprisingly been no work focusing on *downstream* communication, where CRFIDs are on the receiving end of large data transfers. To fill this void our contributions are:

Contribution 1: We leverage EPC C1G2 functionality to implement and evaluate multi-word downstream data transfer, i.e. longer than the de facto limit of a 16-bit word (2 bytes). Experimentally we show threefold improvement of raw downstream throughput. We also show that the error rate of multi-word messages transferred by the reader to the CRFID reduces throughput instantly to zero at long reader to CRFID distances.

Contribution 2: We design, implement and experimentally evaluate Wisent¹—a downstream-oriented protocol for CRFIDs. Wisent allows for an adaptation of the length of the reader message size based on the received message rate at the CRFID to keep the transfer speed high, while minimizing the data transfer errors. Furthermore, utilizing FRAM’s capability of random-access instantaneous read/write operations without memory block erasure available in the latest CRFID release, namely WISP5 [8], we enhance Wisent with a mechanism for fast storage and verification of large portions of data.

Contribution 3: We implement and demonstrate the world’s first fully wirelessly-reprogrammable CRFID, enabling truly reprogrammable radio stack software-defined CRFID.

The remainder of the paper is organized as follows. Related work is described in Section II, while Section III introduces the CRFID downstream protocol preliminaries. Section IV outlines Wisent design and its implementation. Experimental results and evaluation of CRFID downstream transfer improvements through the EPC C1G2 `BlockWrite` implementation, Wisent itself, and the use of Wisent in wireless reprogramming scenarios are presented in Section V. Future work is discussed in Section VI, while the paper is concluded in Section VII.

Finally, we remark that in the spirit of the results reproducibility, source code for Wisent, measurement data and log files are available upon request or downloadable via db.tt/I5RmTMUh.

II. RELATED WORK

A. Data Transfer on CRFID

As we noted earlier, no existing work, to the best of our knowledge, targets fast and reliable reader-to-CRFID communication. On the other hand various CRFID-related works discuss data schemes for upstream (tag-to-reader) data transfers. Examples of such work include HARMONY [12], a data transfer scheme implemented on the WISP 4.1 with the purpose of reading bulk data, and Flit [13], a coordinated bulk transfer protocol implemented on the Intel WISP. A recent work [11] considers the image data transfer from the camera-enabled WISP to an RFID host. For the interested reader we refer to [14], [15], where system-level evaluation of link layer performance of EPC C1G2 has been investigated. We also refer to BLINK [16]: the only known alternative to EPC C1G2 in the context of CRFID, and to [17], where a modified EPC C1G2 was used to speed up tag access operations.

B. Wireless Reprogramming of Communication Platforms

The concept of wireless reprogramming and over-the-air (OTA) firmware update mechanisms is well researched in non-CRFID fields, namely in cellular systems and wireless sensor networks (WSNs). For

¹Wisent, i.e. the European Bison, is a wordplay on ‘Wirelessly sent’.




Fig. 2. CRFID system setup: (a) hardware (from left to right) (i) paper tube-protruded WISP 5 on an antenna, (ii) host (PC), (iii) reader—connected to an antenna and a host, (iv) Texas Instruments MSP430 Flash Emulation Tool connected to a WISP and a host; (b) Protocol layers of CRFID communication.

example, a software redistribution architecture for mobile cellular terminals was discussed first in [18], while code distribution architecture for WSNs has been discussed in [19]. However, wireless reprogramming is completely new to the CRFID field and the only two relevant works we are aware of are Bootie [10] and FirmSwitch [20]. Bootie describes a proof-of-concept bootloader for CRFIDs and a preliminary design of a firmware update protocol that allows Bootie to accept and install firmware updates wirelessly. However, its wireless protocol proposal has not been implemented or tested and no results on its performance exist thus far. FirmSwitch introduced and implemented a wireless firmware switching mechanism for CRFID. Unfortunately FirmSwitch does not deliver the most significant benefit of the reprogramming, as only pre-installed programs can be selected by its CRFID bootloader. Neither OTA firmware updates nor fast/reliable transmission protocols were proposed therein.

III. DOWNSTREAM CRFID PROTOCOL: PRELIMINARIES

A. Host-to-CRFID Communication: System Overview

Three fundamental components of a typical CRFID system are (i) a host machine—any device that is able to communicate with the RFID reader over any popular physical interfaces such as Ethernet or Wi-Fi, (ii) an RFID reader (connected to an antenna) and (iii) a CRFID tag, see Fig. 2. All communications from a host to a tag are first sent to the reader. In the context of the EPC C1G2 [5] standard, the Low Level Reader Protocol (LLRP) [21] specifies a network interface for such communication. The reader then issues EPC C1G2 commands corresponding to the LLRP messages it received from the host. Naturally, EPC C1G2 and LLRP communication primitives enforce limitations that have to be taken into account in any CRFID protocol design. We define them below.

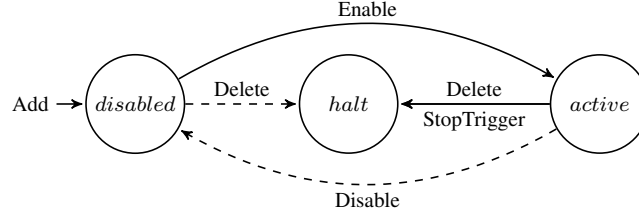


Fig. 3. LLRP AccessSpec reader state machine [21, Fig. 10] utilized in enabling continuous host-to-reader bulk data transfer following Proposition 1. The dashed lines represent optional state transitions.

B. Reader-to-Tag Communication: EPC C1G2

There are only two commands in the EPC C1G2 standard with the purpose of sending data from the reader to a tag: `Write` and `BlockWrite` [5]. While `Write` is a mandatory command in the EPC C1G2 specification (i.e. tags conforming to the standard must support these commands [5, pp. 13]), `BlockWrite` is specified as optional, and prior to this work its implementation was nonexistent in CRFIDs. Data transfer with `Write` is limited to only one word at a time. To achieve data transmission rates beyond what is supported with `Write`, an implementation of `BlockWrite` for CRFIDs is fundamentally needed. Length-wise, `BlockWrite` can be orders of magnitude longer than `Write`. It is thus far more susceptible to channel errors (induced by e.g. CRFID movement). Therefore its performance must be well understood to maximize the transfer speeds for CRFID downstream protocols built on top of EPC C1G2.

C. Host-to-Reader Communication: LLRP

Despite LLRP's large overhead, it is possible to use it as part of a downstream protocol.

Proposition: Continuous host-to-reader data streaming is enabled in LLRP by issuing a train of `AccessSpec` commands.

Evidence: A host machine can command a reader to start an inventory session on tags only by enabling a `ROSpec` [21, Sec. 6]. An `AccessSpec` can optionally be included inside a `ROSpec` to make a reader issue an access command (e.g. `Write`) on tags. To change the current command or its properties (e.g. the amount of words or content of a `BlockWrite`) issued by the reader, the `AccessSpec` must be changed. To achieve this, the host machine needs to tell the reader to first delete the current `AccessSpec`, add a new one, and finally enable it (see Fig. 3). Alternatively, an `AccessSpecStopTrigger` can be specified by the host to make a reader autonomously delete an `AccessSpec` once its command has been performed `OperationCountValue` times by the tag. Using both principles, it is possible for a host to send multiple `AccessSpecs` in a continuous fashion to a reader to effectively enable a data stream. \square

D. Design Requirements

From the challenges that arise in Section I and the limitations found in CRFID systems, we can now formulate the design requirements for a downstream CRFID protocol. It must be (i) built on top of EPC C1G2 and LLRP; (ii) able to send large portions of data from a host to a CRFID via a reader; data transmission and storage must be reliable and (iii) tolerate interruptions to operating power; (iv) must tolerate changes of distance of the CRFID platform to the reader's antenna. Additionally, to achieve transmission rates beyond the limitations set by EPC C1G2 Write, (v) the BlockWrite command should be enabled. Furthermore, to alleviate the negative effect of transient power on repetitive tasks in write operations to CRFID's memory, such protocol must use (vi) CRFID platforms with non-volatile FRAM memory. We remark that although a CRFID system might consist of multiple tags, we design Wisent for communication with a single tag in mind².

IV. WISENT: DESIGN AND IMPLEMENTATION

A. Wisent Hardware and Software

As a host we use a x86-64 computer with an Intel i5-3317U processor running Ubuntu 14.04. As an RFID reader we use an off-the-shelf 915 MHz Impinj Speedway³ R420 with firmware version 4.8.3 connected to a Laird S9028PCR 8.5 dBic gain antenna. As a CRFID device we use a WISP5 [8] with TI MSP430FR5969 MCU which has 64 KB of FRAM⁴. To initially program the WISP with Wisent we use a MSP430 Flash Emulation Tool (FET), in combination with TI Code Composer Studio (CCS), attached to the host. The FET also enables measuring the energy consumption of the WISP and inspecting the non-volatile memory of the WISP during Wisent implementation.

To implement all necessary features of Wisent in LLRP we have extended sllurp [22]: a LLRP control library written in Python. The CRFID-side of Wisent is implemented in C and MSP430 assembly. A complete Wisent implementation amasses to 350 lines of Python and 60 lines of C in addition to 100 instructions of MSP430 assembly. Refer again to Fig. 2 for our CRFID system setup used in Wisent experiments.

²Extensions of Wisent for communication with multiple tags will be discussed in Section VI.

³We have also tested Wisent using Impinj Speedway R1000 but the experimental results in this work were generated with the R420 reader only.

⁴Although Wisent has been tested exclusively on the WISP5, it can be targeted towards any CRFID platform using FRAM non-volatile memory.

0	1	2	3	4	5	6	7	8	9	10	...	n-1	n
start	length		address				type		data				checksum
:	11		aaaa				tt		dd...				cc

Fig. 4. Example record of an Intel Hex file. The numbers on top of each field denote the index of the ASCII symbol in the record and the values inside each field denote example content. The length field specifies the byte count in the data field, while the address field represents the destination address for the data in the CRFID memory. Gray fields are not used in Wisent messages.

B. Wisent Components

1) *Message Format*: To implement fast reader-to-tag transmission, any bulk data that is to be sent to CRFID (e.g. regular file or firmware) should be presented in one specific format. For that purpose we utilize the Intel Hex file format due to its popularity, noting that other formats such as TekHex or Motorola-S [23, Sec. 12.12] can be also supported. An Intel Hex file is divided into lines, called records, and contain fields of information about the data, see Fig. 4, which are later parsed for transfer as described below.

2) *Message Definitions*: We define m : a *Wisent message*, i.e. message sent from the host to CRFID as content for a `Write` or `BlockWrite` command that is constructed by the host as follows. First, information is taken from the length, address and data fields of each Intel Hex file record i , being the only necessary fields for our implementation. We denote the data that is taken this way as a matrix I , from which $I(i, j)$ is the j -th chunk in row i of size S_p words. The value of S_p depends on which of the two commands, leveraged by the two distinct versions of Wisent described in subsequent Section IV-C and Section IV-D, the content is constructed for. To a constructed $I(i, j)$, we add a header containing information to identify and instruct the CRFID as to how the remaining part of the message, i.e. the payload, should be handled. Details on the header and payload content, including payload handling, shall also be discussed in Section IV-C and Section IV-D, as they are also Wisent-version dependent.

The next message to be sent is defined as

$$m_{\text{next}} = \begin{cases} I(1, 1) & \text{if } m = \varepsilon, \\ I(i, j + 1) & \text{if } j \neq \text{EOL}, \\ I(i + 1, 1) & \text{if } j = \text{EOL}, \\ \emptyset & \text{if } i = \text{EOF}, \end{cases} \quad (1)$$

where ε represents the undefined message and EOL and EOF denote the end of the record and end of file, respectively.

Protocol 1 Wisent Basic

1: $R_{\text{count}} \leftarrow 0$	▷ Host events
2: $m \leftarrow m_{\text{next}}$	▷ See Equation (1)
3: $\text{SEND}(m)$	
4: while $R_{\text{count}} < R_{\text{max}}$	
5: upon ACK:	
6: $R_{\text{count}} \leftarrow 0$	
7: $m \leftarrow m_{\text{next}}$	▷ See Equation (1)
8: $\text{SEND}(m)$	
9: upon TIMEOUT:	
10: $R_{\text{count}} \leftarrow R_{\text{count}} + 1$	
11: $\text{SEND}(m)$	
12: upon RECEIVE(m):	▷ Tag events
13: $\text{EPC} \leftarrow \text{HANDLE}(m)$	
14: $\text{BACKSCATTER}(\text{EPC})$	

m is acknowledged by the CRFID, the message frame of m ends and the host moves on to the message frame of m_{next} , commanding the reader to delete the `AccessSpec` containing m before sending m_{next} . However, there is a delay before this deletion is processed by the reader and thus a delay before the start of the operation frame of m_{next} . Because of this, the operation frame of m overlaps with the message frame of m_{next} causing ACKs for m in the overlap to be NACKs for m_{next} .

If too many NACKs, defined by $N_{\text{threshold}}$, are observed, a *timeout* is generated and the message will be resent up to a maximum, R_{max} , number of times. If after the maximum amount of resends, the message is still not received, the Wisent transfer is aborted and ends up in a failure. Even though power failures as a result of transient power (see Fig. 1) are accounted for by NACKs, separation of the CRFID from the antenna for a prolonged period of time (which results in a transfer failure) are not. This issue will be discussed in Section VI.

C. Wisent: Basic Protocol

The `Write` command limits a message to only one word of content. Due to the small size of the message, we propose a copy of the message to be kept by the host as verification data to compare with the EPC. By fitting a single byte header in such a message, only one byte remains for the payload, i.e. $S_p = 0.5$ words. We propose a non-ambiguous header that describes the payload with data $I(i, j)$ obtained from only the address and data fields. For each row i , two messages should be sent, each with a payload containing half of the address field and a unique header to identify which half of the address field the message contains. The following messages should include a byte from the data field as payload and a header that represents an offset of the byte to the base address. The proposed header definitions are:

Protocol 2 Wisent EX

```

1:  $R_{\text{count}} \leftarrow 0$  ▷ Host events
2:  $M_{\text{count}} \leftarrow 0$ 
3:  $S_p \leftarrow S_{\text{max}}$ 
4:  $m \leftarrow m_{\text{next}}$  ▷ See Equation (1)
5: SEND( $m$ )
6: while  $R_{\text{count}} < R_{\text{max}}$ 
7:   upon ACK:
8:      $R_{\text{count}} \leftarrow 0$ 
9:     if  $M_{\text{count}} > M_{\text{threshold}}$  then
10:      THROTTLE( $S_p$ , up) ▷ See Equation (3)
11:       $M_{\text{count}} \leftarrow 0$ 
12:     else
13:       $M_{\text{count}} \leftarrow M_{\text{count}} + 1$ 
14:       $m \leftarrow m_{\text{next}}$  ▷ See Equation (1)
15:      SEND( $m$ )
16:   upon TIMEOUT:
17:      $R_{\text{count}} \leftarrow R_{\text{count}} + 1$ 
18:      $M_{\text{count}} \leftarrow 0$ 
19:     THROTTLE( $S_p$ , down) ▷ See Equation (3)
20:      $m \leftarrow I(i, j)$  ▷ See Equation (1)
21:     SEND( $m$ )
22: upon RECEIVE( $m$ ): ▷ Tag events
23:   EPC  $\leftarrow$  HANDLE( $m$ )
24:   BACKSCATTER(EPC)

```

(i) FD: new line (address low byte), (ii) FE: address high byte, and (iii) 00–20 data byte with offset. For ease of explanation, an example message transfer sequence is shown in Fig. 5(b).

Messages received by the CRFID are handled by a HANDLE(m) function, see Protocol 1 (line 13), as follows. First, the integrity of a message is checked and the CRC16 checksum over data of the Write command is calculated [5, Sec. 6]. However, data written to non-volatile memory might still be corrupted in case of power failure. Therefore, the address to which the byte was written is immediately read to verify the content. Afterwards, the EPC of the CRFID is set to the header of the received message along with the read byte. Pseudocode of Wisent Basic can be found in Protocol 1.

D. Wisent EX: Extending Wisent Basic with BlockWrite

To overcome the single word limit imposed by the Write command, we have extended Wisent to make use of BlockWrite, denoted as Wisent EX, which introduces the use of a WordCount parameter. WordCount specifies the size of a BlockWrite payload.

1) *Implementation of BlockWrite:* We have observed that the Impinj RFID readers do not issue the BlockWrite command as specified by EPC C1G2 [5, pp. 92]. Rather than issuing one BlockWrite

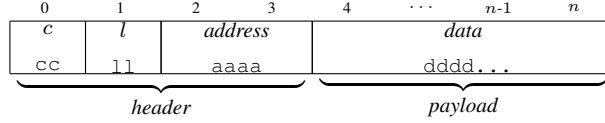


Fig. 6. Proposed Wisent EX message format. The numbers on top of each field denote the byte index.

command with data containing all the words, the reader issues a *series* of commands, see Fig. 5(a), each containing one word and a sequential increasing address pointer to store the word in the memory of the tag⁵. Because of this, the original `BlockWrite` from the host to the reader is not known to the CRFID, while the reader still considers the series as the instructed `BlockWrite`. A command operation of `BlockWrite` will only be reported as successful if and only if the CRFID processes each of the individual commands in the series and replied to the reader for each of these commands. To avoid extra computation on the CRFID, the CRC16 checksum of each command in the series is not calculated.

2) *Verification*: Because the CRC16 checksum was not calculated for `BlockWrite`, the communication channel is not reliable anymore. An alternative verification mechanism and checksum is necessary to secure the robustness of the communication channel and verify the data written to the non-volatile memory. We propose the use of a single byte checksum for each message that is calculated by taking the least significant byte of the sum⁶ of all bytes in message m . This checksum is calculated to check the integrity of the message when received by the CRFID and after writing data to the non-volatile memory.

With messages sizes that can exceed the EPC length, using a copy of the message as means for verification is no longer a viable solution. Nevertheless, a larger message size allows a header of more than one byte, that can be used instead for verification purposes and should be set as EPC by the CRFID. In such a header, we propose to include (i) the message checksum c ; (ii) length of the payload in bytes l ; and (iii) destination address of the payload. Consequently, the payload should contain data $I(i, j)$ obtained only from the data field of Intel Hex file record, see Fig. 6.

3) *Throttling*: We first introduce the following observation.

Lemma 1: Larger `WordCount` does not always correspond to faster bulk transfer rates.

Proof: We prove this observation by contradiction. For a `BlockWrite` command of length L bits the transmission overhead is [5, Table 6.43] $H = 51$ bits. Assuming a general complementary error function relating bit error to distance d [24, Eq. (3)] $p_e(d) = \text{erfc}(1/d)$ a normalized `BlockWrite` throughput is

⁵Although Wisent EX is built utilizing this non-standard `BlockWrite` behavior, it would also work in combination with RFID readers that *do* issue `BlockWrite` as specified in the EPC C1G2 standard.

⁶Our approach follows the same method used in Intel Hex files but we are naturally aware of alternative error correction methods. Nevertheless, we will introduce another bootloader specific layer in Section V-C.

$T(L, d) = L/(L + H)(1 - p_e(d))^{L+H}$ (compare with [24, Eq. (1)]). Now, for `BlockWrite` commands with data lengths $L_1 = 16$ bytes and $L_2 = 32$ bytes we have $T(L_1, d) < T(L_2, d)$ for $d = 0.2$, while for $d = 0.5$ the opposite holds, which completes the proof. \square

Following the above observation we propose the use of a throttling mechanism to adjust S_p , the payload size of messages, which is initialized to a user defined value S_{\max} . Given the amount of words S_r in data row $I(i)$, we construct a set T_t for S_p values as

$$T_t = \left\{ S_p : S_p = \left\lceil \frac{S_r}{n} \right\rceil \right\}, \quad n, S_r \in \mathbb{N}^+, n \leq S_r, \quad (2)$$

where n represents the number of data chunks, and in turn messages, in which that row should be split. The throttling function is then defined as

$$\text{THROTTLE}(S_p, \rho) = S_{p+1} \in T_t, \quad (3)$$

where $\rho = \{\text{up}, \text{down}\}$, with $S_{p+1} > S_p$ if throttling up, and $S_{p+1} < S_p$ if throttling down.

If the need for a resend is perceived, S_p is throttled down to decrease load on the communication channel. On the other hand, S_p is increased upon $M_{\text{threshold}}$, a threshold of consecutive successful messages. With this, the full description of the protocol is complete, refer to pseudocode in Protocol 2.

V. EXPERIMENT RESULTS

A. Evaluation of BlockWrite

We first evaluate the performance of the `BlockWrite` in isolation from Wisent. The experiment setup is as shown in Fig. 2 and explained in Section IV-A. The whole measurement setup was located inside of an university laboratory and each of the experiments were repeated five times.

1) *Maximum Word Size of BlockWrite*: EPC C1G2 implies a maximum value of 255 words for `WordCount` by the 8-bit length of the `WordCount` header field. We have tested multiple `WordCount` values and found a R420 reader is not able to issue more than 32 words at a time.

2) *BlockWrite Performance Metrics*: During our experiments we let the reader issue a single `BlockWrite` with a set `WordCount` for each experiment. Such operation is repeated for a duration of ten seconds, i.e. the host sends an `AccessSpec` with a `BlockWrite` to the reader without an `AccessSpecStopTrigger` and halts after ten seconds, over multiple distances $d = \{20, 30, \dots, 60\}$ cm from the tag to the antenna.

We propose the following set of performance criteria of the `BlockWrite`: (i) number of *success operations per second* (SOPS) defined as $\psi_s = n_s/t$ where n_s is the number of success reports and t (sec) is the duration of the experiment; (ii) the *number of total operations per second* (TOPS) defined as

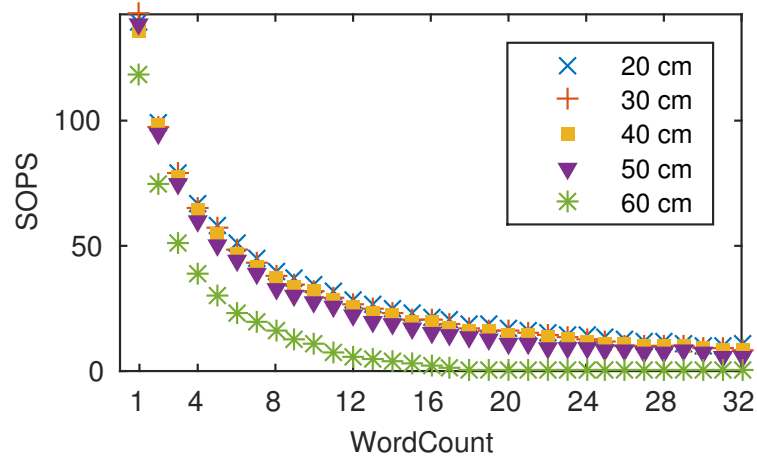
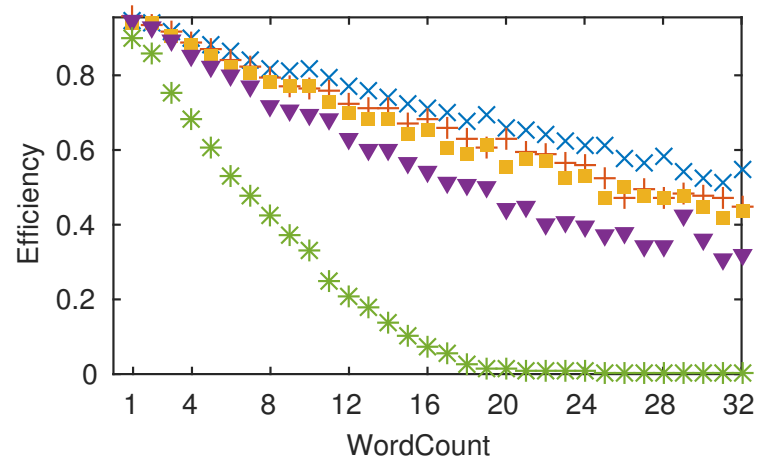
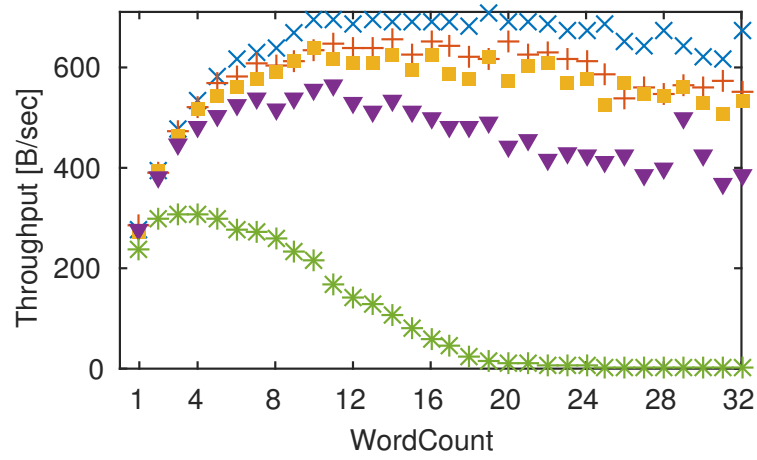
(a) SOPS (ψ_s)(b) Efficiency (η)(c) Throughput (θ)

Fig. 7. Success operations per second, efficiency and throughput of a single BlockWrite as functions of WordCount over various distances.

TABLE I
FUNCTION PARAMETERS FOR $f_{\psi_t}(x)$ AND $g_\eta(x)$ AND R^2 FOR $h_\eta(x)$

d (cm)	a_η	b_η	a_2	b_2	c_2	R^2
20	0.0138	0.9448	170.3735	0.4184	-22.1623	0.9176
30	0.0163	0.9401	166.3176	0.4523	-16.6735	0.8627
40	0.0168	0.9270	164.6218	0.4341	-18.7205	0.7716
50	0.0204	0.9056	158.3378	0.4909	-10.9255	0.4504
60	0.0503	0.8710	122.2697	0.7347	11.0553	0.8553

$\psi_t = n_t/t$, (iii) *efficiency* defined as $\eta = \psi_s/\psi_t$, and (iv) *throughput* defined as $\theta = 2x\psi_s$ (B/sec), where x is the WordCount value (since each word is 2 bytes long).

3) *BlockWrite Performance Results*: In Fig. 7(a) we show that we are able to improve throughput of reader-to-CRFID communication manyfold compared to a single word length. While there is only minor efficiency degradation between 20 and 50 cm (Fig. 7(b)), the effect of issuing BlockWrite with large WordCount can clearly be seen if the WISP is moved too far away from the antenna. The efficiency is much impacted larger at 60 cm, possibly preventing further usage of such WordCount values in Wisent EX messages.

4) *BlockWrite Performance Metrics Model*: From the measured data presented in Fig. 7 we conjecture that simple functions can be used to describe all experimentally obtained statistics, which can be used in future analytical studies. For this purpose we propose a model for which we introduce $f_{\psi_t}(x)$ and $g_\eta(x)$, which describe the relations between selected word size x and ψ_t and η , respectively. From these functions, $f_{\psi_s}(x)$ and $h_\theta(x)$ follow, describing the respective relations for ψ_s and θ . We then have

$$f_{\psi_t}(x) = \frac{a_2}{x^{b_2}} + c_2, \quad (4)$$

$$g_\eta(x) = \frac{f_{\psi_s}(x)}{f_{\psi_t}(x)} = -a_\eta x + b_\eta, \quad (5)$$

$$h_\theta(x) = 2xf_{\psi_s}(x), \quad (6)$$

with all associated parameters given in Table I. Using MATLAB R2015a we have calculated the above fit accuracy via coefficient of determination, R^2 , for all fitted functions over all measured distances d . For $f_{\psi_t}(x)$ the mean value of R^2 for all distances is $\mu_{R^2}(f_{\psi_t}(x)) = 0.9981$ with its variance of $\sigma_{R^2}^2(f_{\psi_t}(x)) = 5.423 \times 10^{-6}$ and $\mu_{R^2}(g_\eta(x)) = 0.9749$ with $\sigma_{R^2}^2(g_\eta(x)) = 1.8622 \times 10^{-4}$ indicating very good fit for the data. The R^2 for $h_\theta(x)$ obtains lower accuracy due to outliers found in the measured data for θ . Due to lower fit accuracy for $h_\theta(x)$ individual values of R^2 are given in Table I for inspection.

B. Evaluation of Wisent

We now present the results for the complete Wisent protocol, but we shall only proceed with evaluation of Wisent EX due to its generic nature. We will use the same experiment setup as in Section V-A, unless stated otherwise.

As in the case of evaluating BlockWrite performance we use tag-to-reader antenna distance d as a parameter to evaluate Wisent. However, instead of WordCount, we take message payload size S_p as the second parameter.

1) *Wisent Performance Metrics:* In Section V-A the experiments were executed with a single uninterrupted BlockWrite of a set duration, which in Wisent is equivalent to a single message. In Wisent, however, each of the previously used metrics also depends on the number of messages per second the RFID reader is able to process, i.e. the overhead discussed in Section III-C. Furthermore, a Wisent log file provides information on events that occurred between messages, rather than events which occurred within a predefined time. Therefore, we add t , the runtime of the transfer session, as a variable.

We introduce the following metrics: (i) the number of Wisent messages per second defined as $v = m_t/t$, where m_t is the total amount of messages sent during the Wisent transfer session; (ii) number of success operations per message (SOPM) defined as $\psi_{sm} = n_s/m_t$, where $\psi_s = v\psi_{sm}$; (iii) the number of total operations per message defined as $\psi_{tm} = n_t/m_t$ with $\psi_t = v\psi_{sm}$; (iv) throughput defined as $\theta = 2S_p v$ (B/sec), (v) the resend rate defined as $p_r = \frac{m_r}{m_r+m_s} = \frac{m_r}{m_t}$ where m_r and m_s are the number of messages resent and sent, respectively, and (vi) η , whose definition is given in Section V-A.

2) *Wisent Performance Results:* We have experimented sending as many messages as possible and observed a value for $v \approx 3.8$ messages per second when using the Impinj R420 RFID reader and only half that amount with an Impinj R1000. This result is not affected by setting different values for OCV, which should change the size of the operation frame, and in turn lead to a smaller or bigger message frame. This has been confirmed by testing multiple values for $OCV = \{5, 10, 15, 20, 25, 30\}$. For $OCV = \{5, 10\}$, the host is observed occasionally not receiving an ACK in each message frame before the operation frame of that message ends and the message is deleted. For $OCV = 20$, the deletion of a message commanded by the host, explained in Section IV-B2, collides with the AccessSpecStopTrigger after executing 20 operations causing the reader to misbehave and cease the bitstream. Higher values for OCV causes the next message frame of each message to be flooded with NACKs and forces the resend of the message. Only for the value $OCV = 15$, the bitstream remained operational. In all cases, however, the observed value for v did not change and therefore we set OCV to 15.

Proposition: $OCV \leq N_{\text{threshold}}$ should hold when selecting $N_{\text{threshold}}$ to increase the probability of

acknowledged message.

Proof: Let m_i and m_{i+1} be messages with operation frames of length $f_o(m_i)$ and $f_o(m_{i+1})$, respectively. When m_i is acknowledged, i.e. operation frame of m_i has started, the message frame of m_{i+1} starts, causing the remainder of the operation frame of m_i to be NACKs in the message frame of m_{i+1} . Since OCV acts as upper bound for $f_o(m_i)$ and $f_o(m_{i+1})$, the message frame of m_{i+1} is now flooded with up to $f_o(m_i) - 1$ NACKs. $N_{\text{threshold}} < \text{OCV}$ would imply that the probability of m_{i+1} getting acknowledged depends on $f_o(m_i)$ not reaching the upper bound. \square

For all our experiments, we set $N_{\text{threshold}}$ to 20 noting that proper investigation is required to get an optimal value.

As a first experiment with Wisent EX, now taken in a university *office* instead of laboratory, we transferred Intel Hex files without the throttling mechanism described in Section IV-D3, containing 5120 bytes of random data, which is around the same amount of bytes as an Intel Hex file of a WISP firmware generated by TI CCS. However, files generated by TI CCS have a maximum data length of 16 words per record that cannot be specified by the user. This forces the record to be split into messages of possibly different S_p values other than the S_p selected for the experiment. Therefore, we created Intel Hex files for our experiments ourselves in such a way that the records in each of the files hold the same number of words as the value of S_p in the experiment. The results of each of these experiments with different set S_p over multiple distances d are shown in Fig. 8. Assuming a rate of 3.8 messages/sec, the runtime of Wisent Basic would be over two times the amount of Wisent EX using S_p of one word (Wisent Basic uses $S_p = 0.5$ and an additional two messages overhead for sending over the address field for each record). The speedup gained by Wisent EX this way only grows larger, the greater value of S_p is used. However, the peculiarity in Fig. 8 is the operation of Wisent EX at $d = 60$ cm, an unstable operating distance in Fig. 7. Instead, this unstable operating distance is shifted to 80 cm, which can be explained by the presence of more metal objects found in the laboratory than in the office.

3) *Selection of Values for Throttling Parameters:* We now proceed to discuss the procedure of selecting values for throttling parameters in Wisent EX.

For the throttling mechanism, recall that $S_p, S_{p+1} \in T_t$ should hold. Let $T_t(S_p)$ and $T_t(S_{p+1})$ be the indices of S_p and S_{p+1} in T_t . Now, let T_U , T_{DE} and T_{DL} be denoted as $T_x = T_t(S_{p+1}) - T_t(S_p)$, i.e. the index difference between S_{p+1} and S_p , where T_U is used for throttling up, T_{DL} for throttling down in cases where timeouts are caused by NACKs due the reader losing sight of the CRFID (possibly a more severe case than e.g. NACKs due a mismatched EPC), and T_{DE} for throttling down in cases where timeouts are caused by NACKs due any other reason. We propose the following condition that should hold when

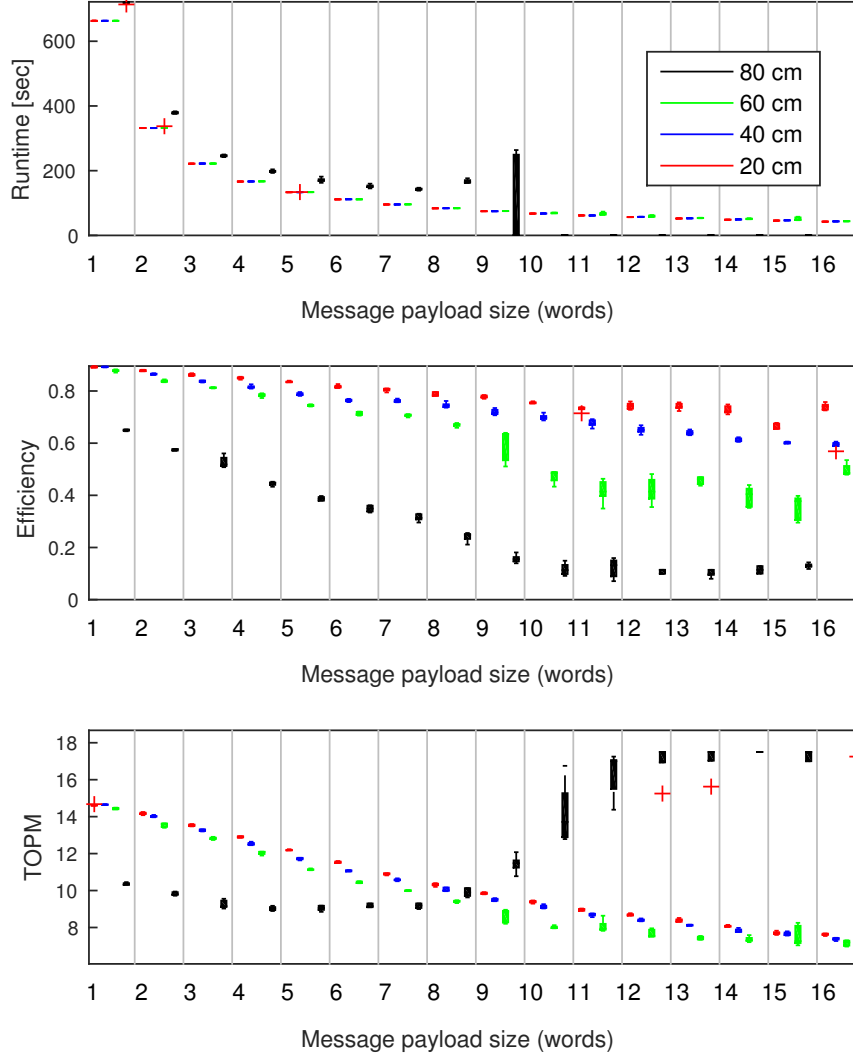


Fig. 8. Runtime, efficiency and total operations per message during a Wisent EX transfer as functions of S_p over various distances.

selecting values for T_x :

$$T_U < |T_{DE}| \leq |T_{DL}|, \quad |T_x| \in \mathbb{N}^+, T_{DE}, T_{DL} < 0. \quad (7)$$

Furthermore, for a message resent for the R_{\max} -th time, its S_p should be the minimum possible value, i.e. $S_p = T(1)$, even if before any resend of a message, i.e. $R_{\text{count}} = 0$, S_p was at its maximum possible value, i.e. $S_p = S_r$. R_{\max} is then found by solving R_{count} in $|T_t| - T_{DE}R_{\text{count}} = 1$.

The selected values we have chosen for all system parameters in Wisent EX can be found in Table II. We conjecture that the value of $M_{\text{threshold}}$ is related to $|T_t|$, since it decides the speed of which S_p converges to a steady state during a set period of time where the communication channel is stable (i.e. the distance from CRFID to antenna is the same for that period). We note that further analysis should be done to

TABLE II
SELECTED VALUES FOR WISENT EX THROTTLING PARAMETERS

Parameter	T_U	T_{DE}	T_{DL}	R_{\max}	$M_{\text{threshold}}$
Value	1	-2	-3	3	10

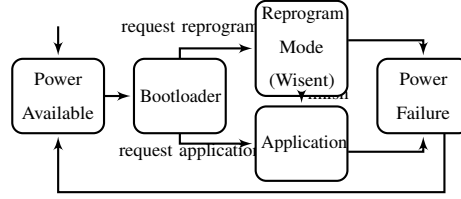


Fig. 9. Flowchart of the proposed and implemented CRFID bootloader used for wireless reprogramming using Wisent. Compare this design with [10, Fig. 3] and its $n + 1$ -way switch to determine which firmware program to run.

reason about an optimal value for $M_{\text{threshold}}$. We nevertheless feel that a value of 10 supports the rest of values we have chosen for throttling.

C. Case Study: CRFID Wireless Reprogramming

As final evaluation, we demonstrate the ability to wirelessly reprogram the WISP by using Wisent EX with the selected parameter values in Section V-B3. For this, we created a bootloader that is manually programmed to the WISP and is not overwritten after the wireless programming, see Fig. 9.

To initiate the wireless programming, the host sends a transfer initialization message as a `Write` command to enter programming mode. This command is recognized by the CRFID so that messages are handled correctly until the programming session is finished. When all data of the application is transferred, the CRC16 checksum over the whole application is sent to validate the firmware. If the checksum matches the calculated one on the CRFID, the programming session was successful and the bootloader will start the application.

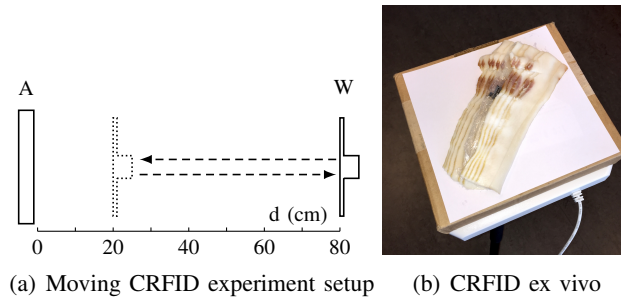


Fig. 10. Schematic overview of two experiments used to evaluate downstream data transfer with Wisent: (a) moving CRFID (A: antenna, W: WISP), (b) CRFID ex vivo placed between layers of meat (bacon) on RFID antenna.

TABLE III
WISP REPROGRAMMED FIRMWARES

Firmware	Size (bytes)	Runtime ¹ (sec)
WISP 5 (base)	5387	54.467
WISPCam	6442	65.097
FM0 modulation ²	1199	—
Wisent functionality ²	528	—

¹ From static distance $d = 20$ cm and with $S_p = 16$.

² Difference of sizes between base firmware with and without this functionality. Runtime omitted as patches were not made.

TABLE IV
COMPARISON OF WISP 5 BASE FIRMWARE TRANSFER PERFORMANCE

S_p	t (sec)	p_r	No. resends	No. transfers completed
throttle	248.448	0.0344	24.4	5/5
1	810.000	0.0004	1.20	5/5
2	462.585	0.0096	13.2	5/5
3	403.974	0.0411	44.0	4/5
4	351.899	0.0951	73.0	2/5
6*	—	—	—	0/5

* t , p_r and no. resends were omitted as all transfers failed due too many resends.

$S_p = \{8, 16\}$ were omitted as they show the same result as for $S_p = 6$.

1) *Experiment Setup and Results:* As experiments, we have adapted a measurement scenario to mimic movement of CRFID and its effect on channel quality using an in-house developed automaton for repeated indoor mobility [25]. For this the WISP is attached to nylon wires, which are then wound up/released by stepper motors (controlled by an Arduino) with a speed of approximately 0.1 m/s to move the WISP and change its distance to the antenna between 20 cm and 90 cm (i.e. between optimal distance and a distance where channel is unreliable) in a repeatable manner, see Fig. 10(a). Results of these experiments using the constructed bootloader are listed in Table III and Table IV, which justifies the use of the throttling mechanism as proven in Section IV-D3. In comparison with the case of a set $S_p = 4$ the throttling mechanism cuts the transfer time of the base firmware down by approximately 100 seconds and even reduces the resend rate with almost three times while finishing all transfer attempts.

2) *Data Transfer Energy Consumption:* For result completeness and comparison to typical state-of-the-art WSN devices concerning the energy consumption used in downstream communication, we have used a Monsoon Power Monitor to measure the energy consumption of a Tmote Sky node storing 5387 bytes of data received from another node (WISP 5 base firmware length, see Table III). To represent Wisent

EX messages in our experiment, the data was sent in chunks of 36 bytes with the X-MAC protocol present in Contiki OS. The measured energy consumption of the Tmote Sky is 256.35 mJ, while the WISP consumed a total of 81.70 mJ. This proves that despite Wisent not being designed with energy efficiency in mind, CRFID downstream transfer is at least three times more energy efficient than corresponding WSN downstream.

3) *Reprogramming Tissue-Embedded CRFID*: As an ultimate experiment, we demonstrate the ability to wirelessly reprogram a tissue-implanted CRFID. To emulate such a scenario we placed a cling film-wrapped WISP between 5 and 6 layers of meat (bacon) at the top and bottom of the WISP, respectively, placed on an antenna separated by a 6 cm paper box, see Fig. 10(b). This experiment followed similar ex vivo experiments emulating implantable sensor scenarios [4, Fig. 8]. We were able to successfully reprogram the WISP with complete RFID stack within 63.55 sec despite attenuation of the backscatter signals from the meat.

VI. LIMITATIONS AND FUTURE WORK

Wisent forms a fundamental baseline for further extensions and experiments on efficient downstream CRFID communication. Further features that need to be implemented are:

- 1) *Transfer to multiple tags at the same time*: although Wisent has been designed for transfers to a single CRFID tag, an extension for multiple tags is necessary;
- 2) *Security*: to deploy reprogrammable CRFIDs, data transfer needs to be secured. Wisent as of now has no mechanism to prevent message spoofing. We argue that this is the most urgent feature missing in Wisent.

Other notable functionalities requiring consideration include the ability to resume a transfer after failure or addition of a data compression mechanism, which has a trade-off of performance versus computation power used by the CRFID.

VII. CONCLUSION

In this paper, we have designed and implemented a protocol for robust downstream communication for transiently powered computers, i.e. CRFIDs. Our protocol, called Wisent, allows to transfer bulk data from host to CRFID in a fast and robust manner. Wisent allows to store and verify data despite power interruptions at the CRFID thanks to the use of non-volatile FRAM memory and simple error verification mechanism. In addition, through introduction of large frame sizes (sent by the RFID reader), thanks to such ability of EPC C1G2 RFID communication protocol, and its length adaptations depending on the

channel conditions, Wisent improves the throughput threefold in comparison to single word message size supported by the EPC C1G2 standard. Finally, implementation of Wisent allowed to introduce and experimentally verify the world's first wirelessly reprogrammable (software defined) CRFID.

REFERENCES

- [1] S. Gollakota, M. Reynolds, J. Smith, and D. Wetherall, "The emergence of RF-powered computing," *IEEE Computer*, vol. 47, no. 1, pp. 32–39, 2014.
- [2] S. Jiang and S. V. Georgakopoulos, "Optimum wireless power transmission through reinforced concrete structure," in *Proc. IEEE RFID*, 2011.
- [3] Z. Xiao, X. Tan, X. Chen, S. Chen, Z. Zhang, H. Zhang, J. Wang, Y. Huang, P. Zhang, L. Zheng, and H. Min, "An implantable RFID sensor tag toward continuous glucose monitoring," *IEEE Journal of Biomedical and Health Informatics*, vol. 19, no. 3, pp. 910–919, 2015.
- [4] D. Halperin, T. S. Heydt-Benjamin, B. Ransford, S. S. Clark, B. Defend, W. Morgan, K. Fu, T. Kohno, and W. H. Maisel, "Pacemakers and implantable cardiac defibrillators: Software radio attacks and zero-power defenses," in *Proc. IEEE Symposium on Security and Privacy*, 2008.
- [5] (2015) EPC radio-frequency identity protocols generation-2 UHF RFID. Version 2.0.1. [Online]. Available: http://www.gs1.org/sites/default/files/docs/epc/Gen2_Protocol_Standard.pdf
- [6] A. P. Sample and J. R. Smith, "The wireless identification and sensing platform," in *Wirelessly Powered Sensor Networks and Computational RFID*, J. R. Smith, Ed. Springer, 2013, pp. 33–56.
- [7] H. Zhang, J. Gummesson, B. Ransford, and K. Fu, "Moo: A batteryless computational RFID and sensing platform," University of Massachusetts Amherst, Tech. Rep. UM-CS-2011-020, 2011.
- [8] (2014) WISP 5.0 firmware repository. [Online]. Available: <https://github.com/wisp/wisp5>
- [9] B. Ransford, J. Sorber, and K. Fu, "Mementos: System support for long-running computation on RFID-scale devices," in *Proc. ACM ASPLOS*, 2011.
- [10] B. Ransford, "A rudimentary bootloader for computational RFIDs," University of Massachusetts Amherst, Tech. Rep. UM-CS-2010-061, 2010.
- [11] S. Naderiparizi, A. N. Parks, Z. Kapetanovic, B. Ransford, and J. R. Smith, "WISPCam: A battery-free RFID camera," in *Proc. IEEE RFID*, 2015.
- [12] Y. Zheng and M. Li, "Read bulk data from computational RFIDs," in *Proc. IEEE INFOCOM*, 2014, pp. 495–503.
- [13] J. Gummesson, P. Zhang, and D. Ganesan, "Flit: A bulk transmission protocol for RFID-scale sensors," in *Proc. ACM MobiSys*, 2012.
- [14] M. Buettner and D. Wetherall, "An Empirical Study of UHF RFID Performance," in *Proc. ACM MobiCom*, 2008.
- [15] M. Mohaisen, H. S. Yoon, and K. H. Chang, "Radio Transmission Performance of EPCglobal Gen-2 RFID System," in *Proc IEEE ICACT*, 2008.
- [16] P. Zhang, J. Gummesson, and D. Ganesan, "BLINK: A High Throughput Link Layer for Backscatter Communication," in *Proc. ACM Mobisys*, 2012.
- [17] M. Buettner and D. Wetherall, "A software radio-based UHF RFID reader for PHY/MAC experimentation," in *Proc. IEEE RFID*, 2011.
- [18] M. Dillinger and R. Becher, "Decentralized software distribution for SDR terminals," *IEEE Commun. Mag.*, vol. 9, no. 2,

pp. 1536–1284, 2002.

- [19] N. Reijers and K. Langendoen, “Efficient code distribution in wireless sensor networks,” in *Proc. ACM WSNA*, 2003.
- [20] W. Yang, D. Wu, M. J. Hussain, and L. Lu, “Wireless Firmware Execution Control in Computation RFID Systems,” in *Proc. IEEE RFID*, 2015.
- [21] (2015) EPCglobal low level reader protocol. Version 1.1. [Online]. Available: http://www.gs1.org/sites/default/files/docs/epc/llrp_1_1-standard-20101013.pdf
- [22] (2014) sllurp repository. [Online]. Available: <https://github.com/ransford/sllurp>
- [23] (2015) MSP430 Assembly Language Tools. Version 4.4. [Online]. Available: <http://www.ti.com/lit/ug/slau131j/slau131j.pdf>
- [24] P. Lettieri and M. B. Srivastava, “Adaptive frame length control for improving wireless link throughput, range, and energy efficiency,” in *Proc. IEEE INFOCOM*, 1998.
- [25] M. Cattani and I. Protonotarios, “Gondola: an automaton for replicable experiments with indoor mobility,” 2015, under preparation.