

# Secular evolution of asteroid families: the role of Ceres

Bojan Novaković<sup>1</sup> Georgios Tsirvoulis<sup>2</sup> Stefano Marò<sup>3</sup>  
 Vladimir Đošović<sup>1</sup> and Clara Maurel<sup>4</sup>

<sup>1</sup>Department of Astronomy, Faculty of Mathematics, University of Belgrade, Studentski trg 16,  
 11000 Belgrade, Serbia  
 email: bojan@matf.bg.ac.rs

<sup>2</sup>Astronomical Observatory, Volgina 7, 11060 Belgrade 38, Serbia

<sup>3</sup>Dipartimento di Matematica, Università di Pisa, Largo B. Pontecorvo 5, 56127 Pisa, Italy

<sup>4</sup>Institut Supérieur de l'aéronautique et de l'Espace (ISAE-Supaéro), University of Toulouse,  
 31055 Toulouse Cedex 4, France

## Abstract.

We consider the role of the dwarf planet Ceres on the secular dynamics of the asteroid main belt. Specifically, we examine the post impact evolution of asteroid families due to the interaction of their members with the linear nodal secular resonance with Ceres. First, we find the location of this resonance and identify which asteroid families are crossed by its path. Next, we summarize our results for three asteroid families, namely (1726) Hoffmeister, (1128) Astrid and (1521) Seinajoki which have irregular distributions of their members in the proper elements space, indicative of the effect of the resonance. We confirm this by performing a set of numerical simulations, showcasing that the perturbing action of Ceres through its linear nodal secular resonance is essential to reproduce the actual shape of the families.

**Keywords.** celestial mechanics; minor planets, asteroids; asteroid families; transport mechanisms

## 1. Introduction

An asteroid family is a group of asteroids orbiting the Sun in very similar orbits, after being broken apart, from a single parent body, by a collision with another small solar system object. These collisionally formed groups have attracted a lot of attention of solar system scientists because they can provide information on many asteroid-related processes (Cellino et al. 2009). Examples include information about the internal structure of their parent bodies (Cellino et al. 2002), time-scale of space weathering process (Vernazza et al. 2009), the formation of binary asteroids (Michel et al. 2001, Durda et al. 2004), the collisional history of the main asteroid belt (Cibulková et al. 2014), as well as many other asteroid-related subjects.

As the relative ejection velocities of the fragments are small compared to the parent body's orbital speed, it is expected that the orbital elements of each member at breakup time are very close to those of the parent. However, families evolve significantly since the epoch of their formation as a consequence of different processes and perturbations, such as: chaotic diffusion (Nesvorný et al. 2002, Novaković 2010, Novaković et al. 2010a), semi-major axis drift due to the Yarkovsky effect (Farinella & Vokrouhlický 1999, Bottke et al. 2001, Spoto et al. 2015), secondary collisions (Marzari et al. 1999, Milani et al. 2014), non-destructive collisions (Dell'Oro & Cellino 2007), and close encounters with massive asteroids (Carruba et al. 2003, Novaković et al. 2010b).

Novaković et al. (2015) have recently shown that the linear nodal secular resonance

with (1) Ceres  $\nu_{1c} = s - s_c$  (here  $s$  and  $s_c$  denote the proper frequencies of ascending node of an asteroid and Ceres respectively), is mainly responsible for the evolution of the Hoffmeister asteroid family. That was the first time compelling evidence for the orbital evolution of small bodies caused by a secular resonance with an asteroid has been found.

The fact that asteroid families evolve over time, poses a problem of reconstructing the original collisional outcome from the knowledge of the current properties of family members. Thus, it is of extreme importance to identify and understand all the mechanisms that may result in family evolution. The aim of this work is to study the importance of the  $\nu_{1c}$  resonance on the long-term dynamics of asteroid families.

## 2. The $\nu_{1c}$ resonance

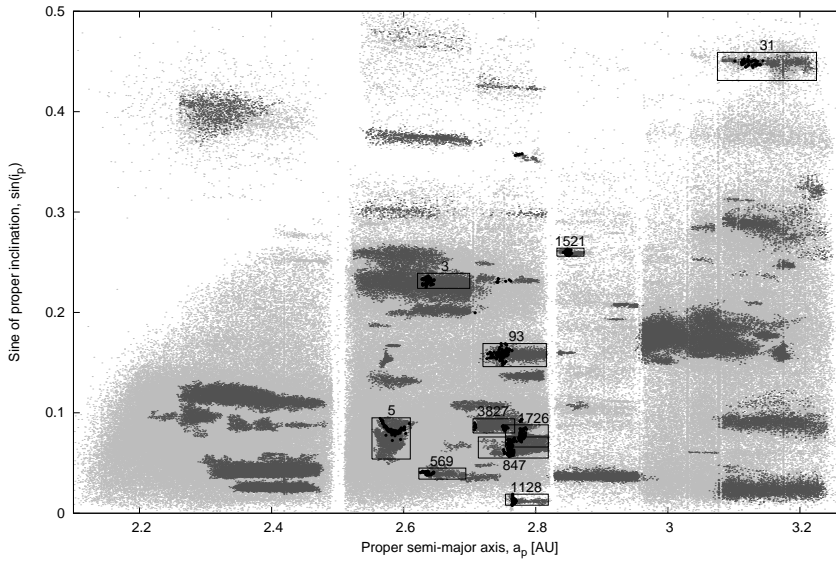
In order to study the importance of the  $\nu_{1c} = s - s_c$  secular resonance on the orbits of asteroids, it is essential to first locate which parts of the main asteroid belt are affected, i.e. to determine the location of this resonance in the proper orbital elements space.

The location of a given secular resonance could be found analytically (Knežević et al. 1991), but this approach has some limitations, especially for high eccentricity and inclination regions of the main-belt. For this reason we use here a different, numerical approach, based on the proper elements of main-belt asteroids (Knežević and Milani 2003). The asteroids that are currently in resonance are those for which the critical angle  $\sigma = \Omega - \Omega_c$  librates, and consequently they satisfy the resonant relation  $s \simeq s_c$ . Taking advantage of this, we can find the location of the secular resonance by plotting only those asteroids that satisfy this relation.

A preceding step is to define which is the relevant width of the resonance, i.e. what is the maximum difference between the nodal frequencies of Ceres and the one of an asteroid, in order to consider an object to be likely resonant. Milani & Knežević (1994) used a tolerance of  $2 \text{ arcsec/yr}$  for the strong  $g - g_6$  secular resonance, and  $0.5 \text{ arcsec/yr}$  for the weaker, fourth degree secular resonances such as  $g + s - g_6 - s_6$  for example. Other authors also use similar values of  $0.1 - 0.5 \text{ arcsec/yr}$  for different secular resonances (see e.g. Carruba et al. 2009; Milić Žitnik and Novaković 2015). Based on this, and having in mind that we should expect the  $\nu_{1c}$  secular resonance to be comparatively weak, we chose a tolerance of  $0.2 \text{ arcsec/yr}$ . This value is a reasonable balance between being large enough to identify the asteroid families that are crossed by the resonance, and at the same time keeping the plot clear.

The result is shown in Figure 1, where we plotted the proper semi-major axis versus the sine of proper inclination ( $a_p, \sin(i_p)$ ) of the main-belt asteroids. For clarity, we plotted in black only those resonant asteroids that belong to asteroid families (highlighted in dark gray), which helps us assess which families are crossed by the resonance. From this we were able to identify 10 asteroid families, using the classification of Milani et al. (2014), that have a considerable number of likely resonant members. These families are: (3) Juno, (5) Astraea, (31) Euphrosyne, (93) Minerva, (569) Misa, (847) Agnia, (1128) Astrid, (1521) Seinajoki (also known as (293) Brasilia), (1726) Hoffmeister and (3827) Zdenekhovsky.

In this paper we wish to show the effect of the  $\nu_{1c}$  secular resonance on the asteroid families where it is more prominent. We remind here that this secular resonance, which involves only the precession frequency  $s$  of the ascending node ( $\Omega$ ), is causing perturbations mainly in the orbital inclination. Therefore we will summarise our results for the cases of (1726) Hoffmeister, (1128) Astrid and (1521) Seinajoki because these three families are the ones that suggest, based on their shape on the  $(a_p, \sin i_p)$  plane, that the secular resonance with Ceres has caused significant evolution of their members' orbits.



**Figure 1.** Asteroid families affected by the  $\nu_{1c} = s - s_c$  secular resonance, in the proper semi-major axis versus sine of proper inclination plane ( $a_p, \sin(i_p)$ ). In light gray dots we show all main-belt asteroids while in dark gray dots only asteroids belonging to families. The black points show asteroid family members that are also in resonance ( $|s - s_c| < 0.2$ ). The black boxes highlight the asteroid families that have resonant members.

### 3. Affected asteroid families

In this section we present our results of dynamical evolution of the Hoffmeister, Astrid and Seinajoki families, focusing on the role of Ceres. In the following we first present our methodology, and then the results for each family, on a case-by-case basis.

#### 3.1. Methodology

The main idea behind the procedure used here is to reproduce the orbital evolution of the family members since the breakup event. Practically, we are simulating the evolution in time of the orbits of family members by using numerical integrations. These integrations are performed using two different dynamical models. Both models include the gravitational effects of the Sun and the four outer planets (from Jupiter to Neptune) and also account for the Yarkovsky thermal force. The second model differs from the first one, in that it also takes into account the most massive asteroid (1) Ceres as a perturbing body. Therefore, a comparison of the outcomes obtained under these two models should allow us to characterize the exact role played by Ceres for the dynamical evolution of these three asteroid families.

For the integrations we employed the *ORBIT9* integrator embedded in the multipurpose *OrbFit* package (available from <http://adams.dm.unipi.it/orbfit/>). The settings for the Yarkovsky effect are made by assigning to each particle a random value from the interval  $\pm(da/dt)_{max}$ , with  $(da/dt)_{max}$  being the estimated maximum of the semi-major axis drift speed caused by the Yarkovsky force. The maximum drift speed is derived from the model of the Yarkovsky effect developed by Vokrouhlický (1998,1999), and assuming appropriate thermal parameters.

In particular, for two dark, *C*-type families, namely the Hoffmeister and Astrid, we adopt values of  $\rho_s = \rho_b = 1300 \text{ kg m}^{-3}$  for the surface and bulk densities (Carry 2012),  $\Gamma = 250 \text{ J m}^{-2} \text{ s}^{-1/2} \text{ K}^{-1}$  for the surface thermal inertia (Delbó & Tanga 2009), and  $\epsilon$

= 0.95 for the thermal emissivity parameter. For each family, we used its mean geometric albedo calculated using data from Masiero et al. (2011). In this way we found that for a body of  $D = 1$  km in diameter  $(da/dt)_{max}$  is about  $4.5 \times 10^{-4}$  AU/Myr.

For the Seinajoki, which seems to be an  $S$ -type family, we adopt values of  $\rho_b = 2300 \text{ kg m}^{-3}$  for the bulk density, and  $\Gamma = 125 \text{ J m}^{-2} \text{ s}^{-1/2} \text{ K}^{-1}$  for the surface thermal inertia. These parameters, at location of the Seinajoki family, give  $(da/dt)_{max}$  of  $3.0 \times 10^{-4}$  AU/Myr, for a body of  $D = 1$  km in diameter.

Finally, as the Yarkovsky effect scales as  $\propto 1/D$ , to each test particle we attribute a diameter selected in such a way that a size-frequency distribution (SFD) of the test particles resembles SFD of the real family members. In the case of the Hoffmeister family the number of test particles used in simulations was equal to the number of asteroids identified as the family members. For the Astrid and Seinajoki families, the number of real family members were too small to reliably simulate evolution of these families. Thus, in these two cases we extrapolate the SFDs of real families down to smaller sizes till the desired number of 2000 test particles.

For each family, the orbits of the test particles are propagated for 150 Myr, starting from the expected distribution of family members immediately after the breakup event. The integration time span adopted here should be long enough to reveal the possible effect of Ceres. Next, following Knežević and Milani (2000), the time series of mean orbital elements, obtained removing the short-periodic perturbations from the instantaneous osculating elements, are produced using on-line digital filtering. Finally, for each particle we compute the proper elements for consecutive intervals of 10 Myr. These steps make it possible to study the evolution of the families directly in the space of proper elements.

### 3.2. The Hoffmeister family

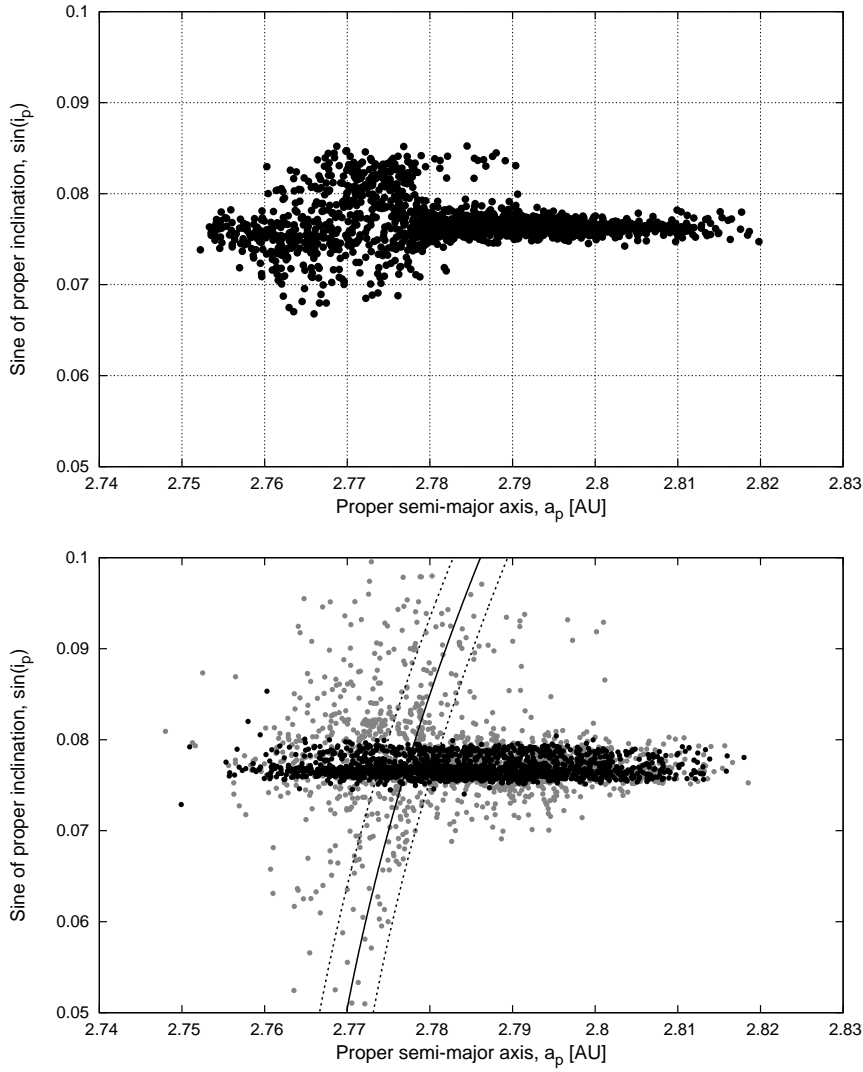
The (1726) Hoffmeister asteroid family is located in the middle of the main asteroid belt, between 2.75 and 2.82 AU (see Figure 1). The orbits of its members are characterized by low proper orbital eccentricities, as well as low proper orbital inclinations. Novaković et al. (2015) has recently demonstrated that the unusual shape of the Hoffmeister family is a result of the perturbation related to the nodal secular resonance with Ceres  $\nu_{1c} = s - s_c$ . Here we follow essentially the same steps to show this effect.

The effect of Ceres can be very easily appreciated from the integrations of test particles performed within the two different dynamical models. The particles integrated within the model without Ceres spread only in the orbital semi-major axis due to the Yarkovsky effect, with practically no evolution at all in the orbital inclination (see bottom panel in Figure 2). Thus, the distribution of test particles at the end of the integration time span obviously cannot explain the shape of the Hoffmeister family as seen in the  $(a_p, \sin i_p)$  plane (see top panel in Figure 2).

The behaviour of test particles changes significantly when Ceres is added to the model. The striking difference observed in these runs is the large dispersion of orbital inclinations. In the latter case, the distribution of test particles after 150 Myr of evolution is very similar to the distribution of real family members (Figure 2). These results undoubtedly confirm that perturbations induced by Ceres are responsible for the changes in the inclination.

### 3.3. The Astrid family

The (1128) Astrid asteroid family is located in the middle belt, more precisely, its position in the proper elements space is characterized by proper semi-major axes varying from 2.75 to 2.82 AU, proper eccentricity lower than 0.055, and proper inclination of approximately 0.7 degrees. The family is well separated from any other group in the main belt, as well as

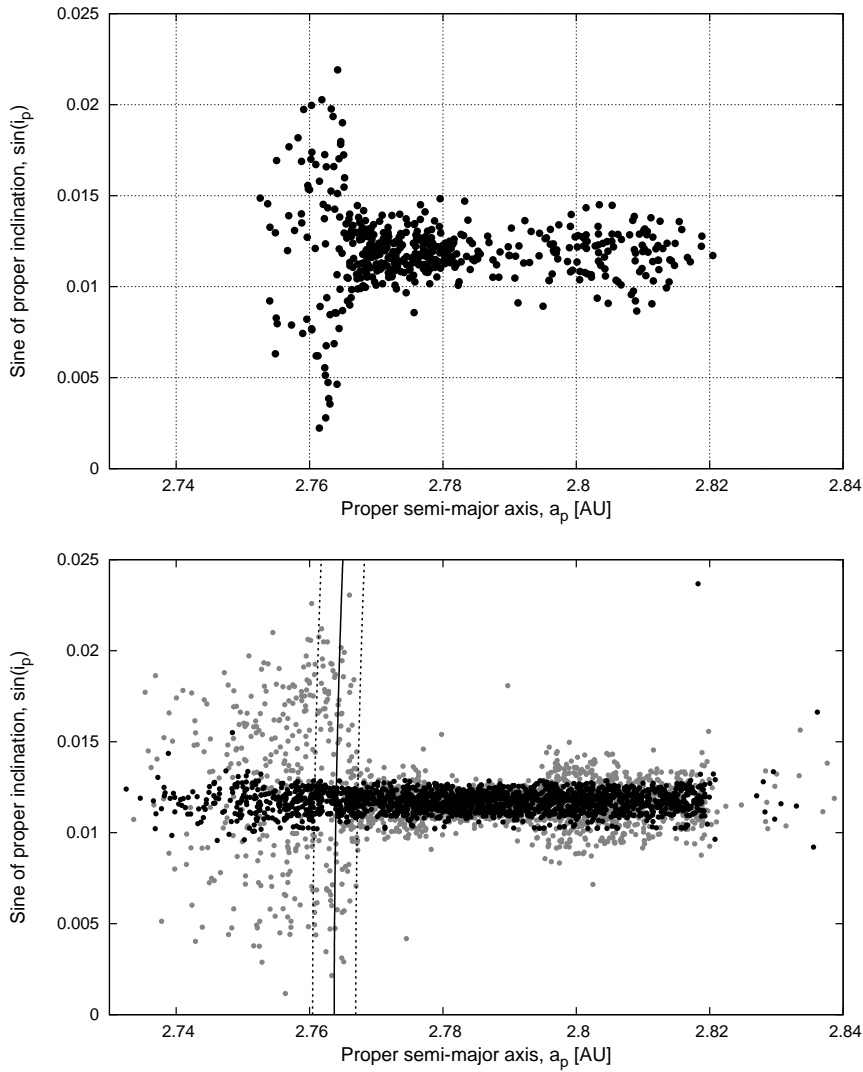


**Figure 2.** *Top:* The distribution of the nominal Hoffmeister family members in the proper semi-major axis versus the proper inclination plane; *Bottom:* The distribution of the test particles after 150 Myr of the evolution. The black points represent particles integrated within the model without Ceres, while the gray points denote particles simulated using the dynamical model that also includes Ceres as a perturbing body. The solid and two dashed curves mark the center and the borders of the  $\nu_{1c} = s - s_c$  resonance, respectively.

from the local background population. An analysis of the zone surrounding the family in the  $(a_p, \sin i_p)$  plane reveals that the family is isolated as only a few background objects are present.

The distribution of Astrid family members projected on the  $(a_p, \sin i_p)$  plane (Figure 3) shows a pattern similar to the case of the Hoffmeister family. For smaller values of  $a_p$ , the spread in orbital inclinations is notably bigger than at larger values of  $a_p$ . Moreover, a similar *lobe* is also present in the right side of the family, even if it is not so prominent.

Knowing that the Astrid family is also crossed by the  $\nu_{1c}$  resonance with Ceres, we hypothesized that this resonance is responsible for the dispersion of the family in incli-



**Figure 3.** The same as in Figure 2, but for the (1128) Astrid asteroid family.

nation. Thus, to validate our conjecture we numerically simulated the evolution of the family under the two different dynamical models.

As in the case of the Hoffmeister family, if we include in our model only the giant planets and the Yarkovsky force, we only see the dispersion along the semi-major axis due to the Yarkovsky effect (see bottom panel in Figure 3). Hence, it is clear that we cannot reproduce the shape of the family, and that the dynamical evolution subject only to the perturbations by the Yarkovsky force and the giant planets is not enough to explain the evolution of this family.

On the other hand, when Ceres is included in the dynamical model, the difference with respect to the previous case is evident, and the shape of the real family is well reproduced. This can be appreciated from the bottom panel shown in Figure 3, where gray points represent the state of the test particles after 150 Myr of evolution within the model with Ceres. Note that the spread in inclination occurs when a particle enters

into the relevant resonance. Certainly, the Yarkovsky effect is still efficient on particles in the  $\nu_{1c}$  resonance with Ceres, so that they can escape from this resonance but with a significantly different value of proper inclination.

We conclude noting that including Ceres we can also reproduce the small lobes in inclination on the right side of the family. These are not reproduced by the first model so that we can conjecture that another resonance involving Ceres is affecting the family in that zone. However, the identification of this weak resonance can be a tricky thing, because usually there may be more than one possible solution. Our preliminary investigation suggests that this small effect in inclination of the Astrid family members may be consequence of the  $s - s_c + g_c - 2g_6 + g_5$  secular resonance. Still, further analysis is needed to completely clarify this issue.

### 3.4. The Seinajoki family

The (1521) Seinajoki asteroid family is situated in the outer part of the main asteroid belt, at proper semi-major axis of from about 2.83 to 2.9 AU. Its family members have an average proper orbital inclination of about 15 degrees, and proper orbital eccentricity around 0.12.

The shape of the Seinajoki family in the  $(a_p, \sin i_p)$  plane is also a bit strange, as it is the case for the other two families analyzed here. Indeed, the dispersion of orbital inclinations at smaller semi-major axes exceeds that at larger  $a_p$ . However, a careful inspection of the distribution of family members in this plane (shown in top panel in Figure 4) reveals an important difference. In the case of the Seinajoki family, the typical orbital inclinations at smaller  $a_p$  are systematically higher than those at larger  $a_p$ . Interestingly, this offset corresponds very well to the location of the  $\nu_{1c}$  secular resonance with Ceres.

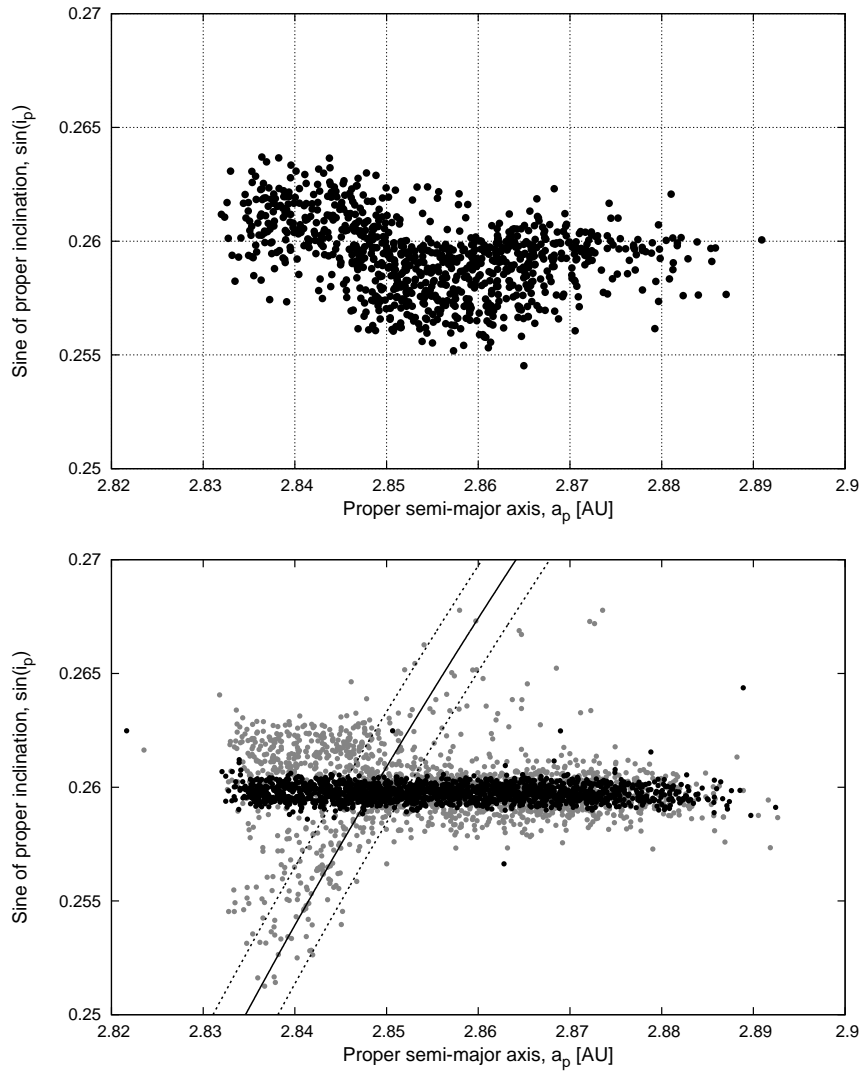
The results obtained by simulating the evolution of test particles under two dynamical models (with and without Ceres) show that Ceres is playing a very important role in the dynamical evolution of this family. As in the two previous cases, without Ceres included in the model, dispersion of proper orbital inclinations does not occur at all (see bottom panel in Figure 4).

With Ceres included in the model evolution of test particles is notably different, and a significant dispersion of inclinations is observed. Moreover, even the offset between the orbital inclinations at smaller and larger  $a_p$  is reproduced well. Once again this suggests that Ceres is responsible for the shape of the family that we see today.

Finally, let us also mention that in the case of the Seinajoki family, even with Ceres included in the dynamical model, our simulations did not reproduce the current shape of the family that well, as in the case of the Hoffmeister and Astrid families. In this respect, we would like to recall that the proper inclinations as well as the proper eccentricities of the Seinajoki family members are significantly larger than for the other two families. Thus, although further investigation along these lines is beyond the scope of this work, we speculate that an explanation for this discrepancy may be an incomplete dynamical model used here. Specifically, perturbations caused by the inner planets may be relevant for the dynamics of the asteroids belonging to the Seinajoki family.

## 4. Conclusions

In this work we have shown that Ceres strongly affects the orbital motion of at least three asteroid families. So far we know three possible mechanism, involving Ceres, that may be at work here. These are close encounters, the 1/1 mean motion resonance and the linear secular resonance with (1) Ceres. However, as we found that in all three cases most of the evolution is taking place within a narrow range of the semi-major axis, the



**Figure 4.** The same as in Figure 2, but for the (1521) Seinajoki asteroid family.

first two mechanisms seem to be very unlikely. This range does not correspond to the location of the 1/1 resonance with Ceres, and there is no reason that close encounters affect only objects within this specific range of semi-major axes. Thus, the only plausible explanation is that linear nodal secular resonance with Ceres is causing the dispersion of orbital inclinations.

The results presented here have demonstrated that the linear secular resonance with the dwarf planet Ceres is the mechanism that may perturb orbits of some asteroids to a very high degree. In particular, the  $\nu_{1c} = s - s_c$  resonance is the perturber of the Hoffmeister, Astrid and Seinajoki asteroid families. Therefore, this new player in the field definitely should be considered in any future study of the dynamical evolution of asteroid families.

## Acknowledgments

We would like to thank the referee, prof. Valerio Carruba, for his valuable comments which helped to improve the manuscript. The work of B.N., G.T., and S.M. has been supported by the European Union [FP7/2007-2013], project: "STARDUST-The Asteroid and Space Debris Network". Numerical simulations were run on the PARADOX-III cluster hosted by the Scientific Computing Laboratory of the Institute of Physics Belgrade.

## References

- Bottke, W. F., Vokrouhlický, D., Brož, M., Nesvorný, D., Morbidelli, A. 2001, *Science*, 294, 1693
- Carruba, V., Burns, J. A., Bottke, W., Nesvorný, D. 2003, *Icarus*, 162, 308
- Carruba, V. 2009, *MNRAS*, 395, 358
- Carry, B. 2012, *Planetary and Space Science*, 73, 98
- Cellino, A., Bus, S. J., Doressoundiram, A., Lazzaro, D. 2002, in: W.F. Bottke Jr., A. Cellino, P. Paolicchi, & R.P. Binzel (eds.), *Asteroids III* (University of Arizona Press) p.633
- Cellino, A., Dell'Oro, A., Tedesco, E. F. 2009, *Planetary and Space Science*, 57, 173
- Cibulková, H., Brož, M., Benavidez, P. G. 2014, *Icarus*, 241, 358
- Delbó, M., & Tanga, P. 2009, *Planetary and Space Science*, 57, 259
- Dell'Oro, A., Cellino, A. 2007, *MNRAS*, 380, 399
- Durda, D. D., Bottke, W. F., Enke, B. L., Merline, W. J., Asphaug, E., Richardson, D. C., Leinhardt, Z. M. 2004, *Icarus*, 170, 243
- Farinella, P., Vokrouhlický, D. 1999, *Science* 283, 1507
- Knežević, Z., Milani, A., Farinella, P., Froeschle, C., Froeschle, C. 1991, *Icarus*, 93, 316
- Knežević, Z., Milani, A. 2000, *Celestial Mechanics and Dynamical Astronomy*, 78, 17
- Knežević, Z., Milani, A. 2003, *A&A*, 403, 1165
- Marzari, F., Farinella, P., Davis, D. R. 1999, *Icarus*, 142, 63
- Masiero, J. R., Mainzer, A. K., Grav, T., et al. 2011, *ApJ*, 741, 68
- Michel, P., Benz, W., Tanga, P., Richardson, D. C. 2001, *Science*, 294, 1696
- Milani, A., Knežević, Z. 1994, *Icarus*, 107, 219
- Milani, A., Cellino, A., Knežević, Z., Novaković, B., Spoto, F., Paolicchi, P. 2014, *Icarus*, 239, 46
- Milić Žitnik, I., Novaković, B. 2015, *MNRAS*, 451, 2109
- Nesvorný, D., Morbidelli, A., Vokrouhlický, D., Bottke, W. F., Brož, M. 2002, *Icarus*, 157, 155
- Novaković, B. 2010, *MNRAS*, 407, 1477
- Novaković, B., Tsiganis, K., Knežević, Z. 2010a, *MNRAS*, 402, 1263
- Novaković, B., Tsiganis, K., Knežević, Z. 2010b, *Celestial Mechanics and Dynamical Astronomy*, 107, 35
- Novaković, B., Maurel, C., Tsirvoulis, G., Knežević, Z. 2015, *ApJ*, 807, L5.
- Spoto, F., Milani, A., Knežević, Z. 2015, *Icarus*, 257, 275
- Vernazza, P., Binzel, R. P., Rossi, A., Fulchignoni, M., Birlan, M. 2009, *Nature* 458, 993
- Vokrouhlický, D. 1998, *A&A*, 335, 1093
- Vokrouhlický, D. 1999, *A&A*, 344, 362