

Synthesis of Gaussian Trees with Correlation Sign Ambiguity: An Information Theoretic Approach

Ali Moharrer, Shuangqing Wei, George T. Amariuca, and Jing Deng

December 3, 2024

Abstract

Latent Gaussian tree model learning algorithms lack in fully recovering the sign information regarding pairwise correlation values between variables. Such information is vital since it completely determines the direction in which two variables are associated. In this work, we resort to information theoretical approaches to quantify information in regard to lost correlation signs in the recovered model. We model the graphical model as a communication channel and propose a new layered encoding framework to synthesize observed data using top layer Gaussian inputs and independent Bernoulli correlation sign inputs from each layer. We show that by maximizing the inferred information about the correlation sign information, one may also find the largest achievable rate region for the rate tuples of multi-layer latent Gaussian messages and missing correlation sign messages to synthesize the desired observables.

1 Introduction

In a latent graphical model inference problem, we are only observing a subset of random variables while our ultimate goal is to recover all *hidden* (latent) variables with their associated parameters, namely the graph's topology and all the pairwise covariance values. Let $\mathbf{X} = \{X_1, X_2, \dots, X_n\}$ be the n observed variables, while the set of variables $\mathbf{Y} = \{Y_1, Y_2, \dots, Y_k\}$ are hidden to us. Our goal is to recover the hidden parameters related to those k hidden nodes (k may be unknown). Here, we study a special class of graphical models, known as latent *Gaussian trees*, in which the underlying structure is a tree and the joint density of the variables is captured by a Gaussian density. The Gaussian graphical models are widely studied in the literature because of a direct correspondence between conditional independence relations occurring in the model with zeros happening in the inverse of covariance matrix, known as the *concentration matrix*. Here, we assume any variable in a given Gaussian tree has zero mean with normalized variance.

There are several works such as [1, 2] that have proposed efficient algorithms to infer the latent Gaussian tree parameters. In fact, Choi et al., proposed a new *recursive grouping* (RG) algorithm along with its improved version, i.e., *Chow-Liu RG* (CLRG) algorithm to recover a latent Gaussian tree that is both *structural* and *risk* consistent [1], hence it recovers the *correct* value for the latent parameters. They introduced a *tree metric* as the negative *log* of the absolute value of pairwise correlations to perform the algorithm. Also, Shiers et al., in [3] characterized the correlation space of latent Gaussian trees and showed the necessary and sufficient conditions under which the correlation space represents a particular

¹A. Moharrer, and S. Wei are with the school of Electrical Engineering and Computer Science, Louisiana State University, Baton Rouge, LA 70803, USA (Email: amohar2@lsu.edu, swei@lsu.edu).

G. T. Amariuca is with the department of Electrical and Computer Engineering, Iowa State University, Ames, IA, USA (Email: gamari@iastate.edu).

J. Deng is with the department of Computer Science, University of North Carolina at Greensboro, Greensboro, NC, USA (Email: jing.deng@uncg.edu).

This material is based upon work supported in part by the National Science Foundation under Grant No. 1320351.

latent Gaussian tree. We noticed that the RG algorithm can be directly related to correlation space of latent Gaussian trees, in a sense that it recursively checks certain constraints on correlations to converge to a latent tree with true parameters.

These methods have been shown successful in estimating latent parameters in terms of both computational complexity and consistency. However, they all lack in recovering the correct correlation signs (sign of edge-weights) from the observed data. For some of them such as RG algorithm, this is due to the fact that it considers the absolute values of correlation as the input to the algorithm, which automatically results in losing the sign information. In general, the sign ambiguity is not restricted only to those models that take absolute values of correlations and it has a much deeper correspondence with all types of latent Gaussian trees. A regular (non-singular) model is defined to be both *identifiable* and have a *positive definite metric* [4, p. 10]. It is shown that the identifiable and positive definite metric models are not always equivalent [4]. It turns out that the lack of recovered sign information using aforementioned algorithms in the recovered structure, is due to the fact that Gaussian trees in general might be non-identifiable.

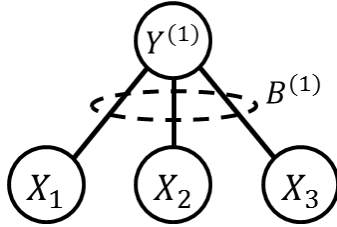


Figure 1: A simple Gaussian tree with a hidden node $Y^{(1)}$

To clarify our approach, let's consider the Gaussian tree shown in Figure 1. We may think of this Gaussian tree as a communication channel, where information flows from a Gaussian source $Y^{(1)} \sim N(0, 1)$ through three communication channels $p_{X_i|Y^{(1)}}(x_i|y^{(1)})$ with independent additive Gaussian noises $Z_i \sim N(0, \sigma_{z_i}^2)$, $i \in \{1, 2, 3\}$ to generate (dependent) outputs with $\mathbf{X} \sim N(0, \Sigma_{\mathbf{x}})$. We introduce $B^{(1)} \in \{-1, 1\}$ as a binary Bernoulli random variable as another input to the channel, which reflects the sign information of pairwise correlations. Define $\rho_{x_i y} = E[X_i Y]$ as true correlation values between the input and each of the three output. For the channel in Figure 1, one may assume that $B^{(1)} = 1$ to show the case with $\rho'_{x_i y} = \rho_{x_i y}$, while $B^{(1)} = -1$ captures $\rho''_{x_i y} = -\rho_{x_i y}$, where $\rho'_{x_i y}$ and $\rho''_{x_i y}$, $i \in \{1, 2, 3\}$, are the recovered correlation values using certain inference algorithm such as RG [1]. It is easy to see that both recovered correlation values induce the same covariance matrix $\Sigma_{\mathbf{x}}$, showing the sign singularity in such latent Gaussian tree. Cuff, in [5] introduced a memoryless channel synthesis model through which the output is generated by certain encoding/decoding on channel inputs. Similarly, in this paper we are concerned about obtaining achievable rates through which the Gaussian output can be synthesized. More specifically, our goal is to characterize the achievable rate region to propose an encoding scheme to synthesize Gaussian output with density $q_{\mathbf{X}}(\mathbf{x})$ using only Gaussian inputs and through a channel with additive Gaussian noises, where the synthesized joint density $q_{\mathbf{X}}(\mathbf{x})$ is indistinguishable from the true output density $p_{\mathbf{X}}(\mathbf{x})$ as measured by *total variation* metric [5]. In particular, we find a solution for $\inf_{\tilde{\mathbf{Y}}} I(\mathbf{X}; \tilde{\mathbf{Y}})$, where $I(\mathbf{X}; \tilde{\mathbf{Y}})$ is the mutual information between the output \mathbf{X} and the input vector $\tilde{\mathbf{Y}} = \{\mathbf{Y}, \mathbf{B}\}$. This corresponds to finding the minimum achievable rate to synthesize the Gaussian output. We show that such quantity is only a function of output joint density, hence, given output it cannot be further optimized. However, we show that to obtain the maximum rate region to synthesize the output, one may minimize $I(\mathbf{X}; \mathbf{Y})$, which in turn will be equivalent to maximizing the conditional mutual information $I(\mathbf{X}; \mathbf{B}|\mathbf{Y})$, hence, maximizing our knowledge about the sign information. In such settings, we show that the input \mathbf{B} and the output \mathbf{X} are independent, by which we provide a reason on why previous learning approaches [1, 3] are incapable of inferring the sign information. On the other hand, we show the correlation between two sources \mathbf{Y} and \mathbf{B} , providing a framework to capture the lost sign information.

The rest of the paper is organized as follows. Section 2 gives the problem formulation and models the sign singularity problem. Main results of the paper regarding to achievable rate region are discussed in Section 3. We conclude the paper in Section 4.

2 Problem Formulation

2.1 The signal model of a latent Gaussian tree

Here, we suppose a latent graphical model, with $\mathbf{Y} = \{Y_1, Y_2, \dots, Y_k\}$ as the set of hidden variables, and $\mathbf{X} = \{X_1, X_2, \dots, X_n\}$ as the set of observed variables. We also assume that the underlying network structure is a *minimal* latent Gaussian tree [1], therefore, making the joint probability $P(\mathbf{X}, \mathbf{Y})$ to follow a Gaussian joint density $N(\mu, \Sigma_{\mathbf{xy}})$, where the covariance matrix $\Sigma_{\mathbf{xy}}$ induces tree structure $G_T(V, E, W)$, where V is the set of nodes consisting of both vectors \mathbf{X} and \mathbf{Y} ; E is the set of edges; and W is the set of edge-weights determining the pairwise covariances between any adjacent nodes. Also, in a minimal Gaussian tree we assume all the hidden variables to have at least three neighbors [1], which results in ignoring all those singular cases where there can be arbitrarily redundant hidden variables added to the model without changing the observed joint density $p_{\mathbf{X}}(\mathbf{x})$. We consider normalized variances for all variables $X_i \in \mathbf{X}$, $i \in \{1, 2, \dots, n\}$ and $Y_j \in \mathbf{Y}$, $j \in \{1, 2, \dots, k\}$. Such constraints do not affect the channel structure, and hence the independence relations captured by $\Sigma_{\mathbf{xy}}$. Without loss of generality, we also assume $\mu = \mathbf{0}$, since we can always shift the non-zero mean outputs to make their mean zero. This constraint does not change the amount of information carried by the observed vector.

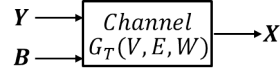


Figure 2: A communication system with both sign and latent variables vectors as an input

To model the lost sign information we model our problem as shown in Figure 2. In fact, we introduce a vector $\mathbf{B} = \{B_1, \dots, B_m\}$, with each $B_i \in \{-1, 1\}$ being a binary Bernoulli random variable with parameter $\pi_i = p(B_i = 1)$ as another input to the channel, which captures the sign information of pairwise correlations. Assume \mathbf{Y} and \mathbf{B} as the input vectors, \mathbf{X} as the output vector, and the noisy channel to be characterized by the conditional probability distribution $P_{\mathbf{X}|\mathbf{Y}, \mathbf{B}}(\mathbf{x}|\mathbf{y}, \mathbf{b})$, the signal model for such a channel can be written as follows,

$$\mathbf{X} = \mathbf{A}_{\mathbf{B}}\mathbf{Y} + \mathbf{Z} \quad (1)$$

where $\mathbf{A}_{\mathbf{B}}$ is the channel gain matrix that also carries the sign information vector \mathbf{B} , and $\mathbf{Z} \sim N(0, \Sigma_{\mathbf{z}})$ is the additive noise vector, with a diagonal covariance matrix $\Sigma_{\mathbf{z}}$, where the diagonal entries $\sigma_{z_i}^2$ are the variances of Z_i .

2.2 Studying the properties of sign information vector \mathbf{B}

Consider the channel shown in Figure 1. Given enough samples from each of the outputs X_1 , X_2 , and X_3 , one can estimate the pairwise correlations $\rho_{x_i x_j}$, $i, j \in \{1, 2, 3\}$ and use existing learning algorithms such as RG [1] to solve the corresponding signal model in (1) and to recover the values corresponding to correlations $\rho_{y x_i}$, $i \in \{1, 2, 3\}$. Hence, we can completely characterize the entries in the matrix $\mathbf{A}_{\mathbf{B}}$ (up to sign), and the variances regarding additive Gaussian noise variables in $\mathbf{Z} = \{Z_1, Z_2, Z_3\}$. However, one can only partially infer the sign, only by observing the sign values corresponding to each $\rho_{x_i x_j}$, $i, j \in \{1, 2, 3\}$. In particular, such approach leads us into two equivalent sign variables \mathbf{b} and $-\mathbf{b}$, with the latter obtained by flipping the signs of all correlations $\rho_{y x_i}$, $i \in \{1, 2, 3\}$. From [3], we know for the channel shown in Figure

1, we should have $\rho_{x_1x_2}\rho_{x_1x_3}\rho_{x_2x_3} > 0$. Hence, there are totally two cases for $\rho_{x_ix_j}$, $i \neq j$, $i, j \in \{1, 2, 3\}$ based on such constraint; either all of them are positive, or two of them are negative and the third one is positive. As a result, one can classify the sign singularity for the broadcast channel shown in Figure 1 into four groups, each consisting of two instances corresponding to \mathbf{b} or $-\mathbf{b}$. For example, suppose we are given enough samples to infer the latent structure shown in Figure 1, in which all the pairwise correlations $\rho_{x_1x_2}$, $\rho_{x_1x_3}$, and $\rho_{x_2x_3}$ are derived as positive values. However, we cannot further decide on whether all pairwise correlations $\rho_{y x_i}$, $i \in \{1, 2, 3\}$ are positive, or all of them are negative, i.e., the ambiguity to choose between $b^{(1)}$ or $-b^{(1)}$. Figure 3 shows each group consisting of two Gaussian trees, in which the inferred correlation signs for $\rho_{y x_i}$, $i \in \{1, 2, 3\}$ are based on the signs of $\rho_{x_ix_j}$, $i, j \in \{1, 2, 3\}$.

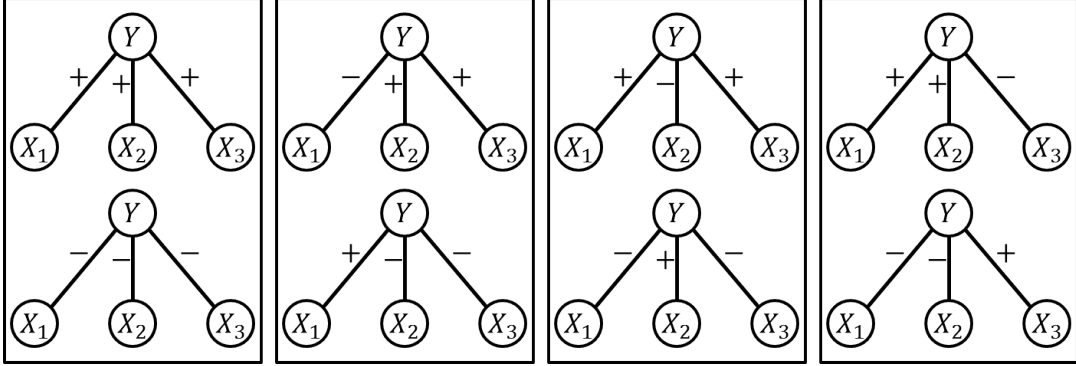


Figure 3: Sign singularity in the star Gaussian tree at each group

Thus by relying on previous learning approaches [1, 3] there is not enough information to distinguish \mathbf{b} from $-\mathbf{b}$, hence such information is lost. In Theorem 1, whose proof can be found in Appendix A, we characterize the size and dependency relations of sign vectors for any minimal latent Gaussian tree.

Theorem 1. (1) *The correlation values $\rho_{y x_i}$ in regard to the outputs X_i that are connected to a single input, say Y , share an equivalent sign class, i.e., they either all belong to $B = b$ or $B = -b$.*

(2) *Given the cardinality of input vector $\mathbf{Y} = \{Y_1, Y_2, \dots, Y_k\}$ is k , then there are totally 2^k minimal Gaussian trees with isomorphic structures, but with different correlation signs that induce the same joint density of the outputs, i.e., equal $p_{\mathbf{X}}(\mathbf{x})$.*

For example, in a Gaussian tree shown in Figure 1 there is only one hidden node $Y^{(1)}$, and we already know by previous discussions that there are two latent Gaussian trees with different sign values for $B^{(1)}$, which induce the same output joint density $p_{\mathbf{X}}(\mathbf{x})$.

One may anticipate that there are exactly k Bernoulli variables B_1, B_2, \dots, B_k needed to represent all of the 2^k Gaussian trees. However, we show by the following two examples that this is not the case, since these Bernoulli variables are correlated, hence we need more binary variables to represent all such Gaussian trees. Figure 4 shows two cases.

In a Gaussian tree shown in Figure 4a there are two hidden nodes Y_1 and Y_2 . By Theorem 1, we know that there are 4 Gaussian trees with sign ambiguity. Also, from the first part in Theorem 1 we may introduce $B_1^{(1)}$ to capture the correlation signs $\rho_{x_1y_1}$ and $\rho_{x_2y_1}$, and $B_2^{(1)}$ for the correlation signs $\rho_{x_3y_2}$ and $\rho_{x_4y_2}$. We introduce B_{12} as the sign of $\rho_{y_1y_2}$. Note that the link between the variables Y_1 and Y_2 are in both groups with common correlation sign, so we anticipate that B_{12} should be dependent on both $B_1^{(1)}$ and $B_2^{(1)}$. Since we need to maintain the correlation signs regarding to $\rho_{x_ix_j}$, $i \in \{1, 2\}$, $j \in \{3, 4\}$, hence the product $B_1^{(1)}B_2^{(1)}B_{12}$ should maintain its sign. Thus, we have $B_{12} = B_1^{(1)}B_2^{(1)}$, so B_{12} is completely determined given $B_1^{(1)}$ and $B_2^{(1)}$. Next, consider the Gaussian tree shown in Figure 4b, in which there are six hidden inputs. Similar to the previous case, we can show that $B_1^{(1)}B_2^{(1)} = B_1^{(2)}B_2^{(2)}$, $B_3^{(1)}B_4^{(1)} = B_3^{(2)}B_4^{(2)}$,

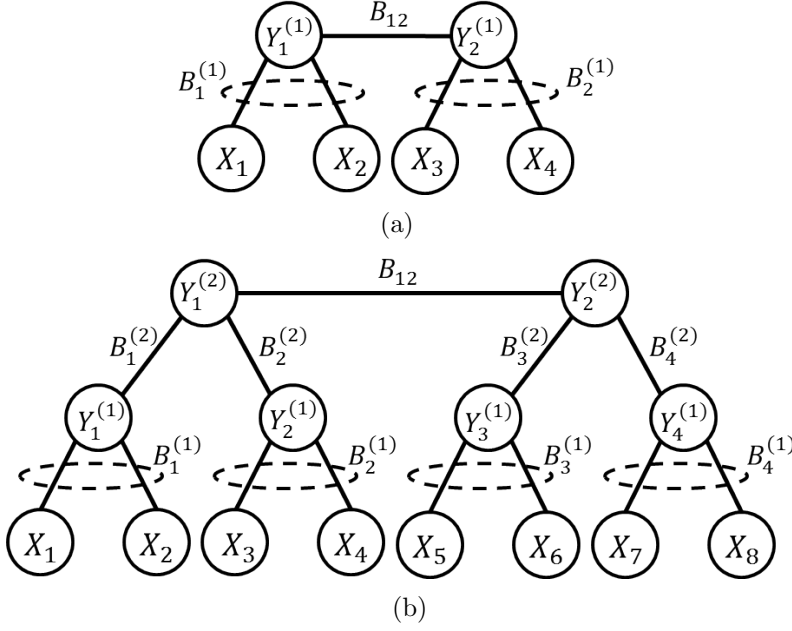


Figure 4: Two possible cases to demonstrate the dependency relations of sign variables: (a) with two hidden inputs, and (b) with 4 hidden inputs at two layers

and $B_{12} = B_1^{(1)} B_1^{(2)} B_4^{(2)} B_4^{(1)}$. Since, there are nine sign values and three equality constraints, hence we have six free binary variables to represent all equivalent Gaussian trees in this case.

3 Main Results

3.1 Maximum achievable rate region to generate the output \mathbf{X}

In [6] a *common information* of variables in \mathbf{X} is defined to be the minimum rate among all possible sources, through which we can generate the outputs \mathbf{X} with joint density $\hat{p}_{\mathbf{X}}(\mathbf{x})$ that is asymptotically close (measured by KL-distance) to the true joint density $p_{\mathbf{X}}(\mathbf{x})$. Let us define $\tilde{\mathbf{Y}} = \{\mathbf{Y}, \mathbf{B}\}$, then the formalized problem has the following form:

$$\begin{aligned}
C(\mathbf{X}) &= \inf_{\tilde{\mathbf{Y}}} I(\mathbf{X}; \tilde{\mathbf{Y}}), \text{ s.t.,} \\
p_{\mathbf{X}, \tilde{\mathbf{Y}}}(\mathbf{x}, \tilde{\mathbf{y}}) &\text{ induces a minimal Gaussian tree} \\
X_i &\perp X_j | \tilde{\mathbf{Y}} \\
\Sigma_{\tilde{\mathbf{y}} \in \tilde{\mathbf{Y}}} p(\mathbf{x}, \tilde{\mathbf{y}}) &= p_{\mathbf{X}}(\mathbf{x})
\end{aligned} \tag{2}$$

Note that all of the mutual information values should be evaluated under a given Gaussian tree $G_T(V, E, W)$. However, for simplicity we drop this notation in their expressions. In this setting, we show in Theorem 2, whose proof can be found in Appendix B we show that there is no room to minimize $I(\mathbf{X}; \tilde{\mathbf{Y}})$.

Theorem 2. *Given $p_{\mathbf{X}}(\mathbf{x}) \sim N(0, \Sigma_{\mathbf{X}})$ and the settings in (2), the mutual information $I(\mathbf{X}; \tilde{\mathbf{Y}})$ is only a function of $\Sigma_{\mathbf{X}}$ and is given by,*

$$I(\mathbf{X}; \tilde{\mathbf{Y}}) = \frac{1}{2} \log \frac{|\Sigma_{\mathbf{X}}|}{\prod_{i=1}^n \frac{\rho_{x_i x_{j_i}} \rho_{x_i x_{k_i}}}{\rho_{x_{j_i} x_{k_i}}}} \tag{3}$$

where X_i, X_{j_i}, X_{k_i} are three distinct variables, which are connected to each other through Y_{X_i} , i.e., one of the hidden variables adjacent to X_i .

Remark 1. Intuitively, given Σ_x and any three outputs that have a common variable as their input, the correlation values between each output and the input is fixed, since varying one correlation results in varying the other correlations in the same direction, hence making the pairwise correlation between the other outputs change, which is impossible. Also, as we may observe from Theorem 2, given X_i we may end up with several options for X_{j_i} and X_{k_i} . However, it can be shown that in a subspace of correlations corresponding to latent Gaussian trees [3], all those distinct options result in a same value for the term $\rho_{x_i x_{j_i}} \rho_{x_i x_{k_i}} / \rho_{x_{j_i} x_{k_i}}$.

Remark 2. We can show that $I(\mathbf{X}; \mathbf{B}) = 0$. This is due to the fact that the input elements $Y_i \in \mathbf{Y}$ have zero means, which subsequently results in zero mean vector for the conditional density $p_{\mathbf{X}|\mathbf{B}}(\mathbf{x}|\mathbf{b}) \sim N(\mathbf{0}, \Sigma_{\mathbf{x}|\mathbf{b}})$. By varying $B_i \in \mathbf{B}$ we are just flipping the conditional density around the origin, which does not change corresponding conditional entropy $h(\mathbf{X}|\mathbf{B})$. From the equality $I(\mathbf{X}; \tilde{\mathbf{Y}}) = I(\mathbf{X}; \mathbf{B}) + I(\mathbf{X}; \mathbf{Y}|\mathbf{B})$ and above arguments, we know $I(\mathbf{X}; \tilde{\mathbf{Y}}) = I(\mathbf{X}; \mathbf{Y}|\mathbf{B})$. This, better explains the drawback of previous learning algorithms in neglecting the sign information carried by the sign vector \mathbf{B} . In fact, by ignoring the sign information or taking the absolute value of pairwise correlations [1], they automatically assumed the sign information is given and aimed to infer the model.

Remark 3. One may easily deduce the following,

$$I(\mathbf{X}; \tilde{\mathbf{Y}}) = I(\mathbf{X}; \mathbf{Y}, \mathbf{B}) = I(\mathbf{X}; \mathbf{Y}) + I(\mathbf{X}; \mathbf{B}|\mathbf{Y}) \quad (4)$$

The result in Theorem 2 combined with (4), suggests that by minimizing $I(\mathbf{X}; \mathbf{Y})$, one may eventually maximize $I(\mathbf{X}; \mathbf{B}|\mathbf{Y})$, i.e., maximize the inferred knowledge about the sign information.

3.2 Synthesis of the Gaussian output vector \mathbf{X} given $p_{\mathbf{X}}(\mathbf{x})$

In this section we provide mathematical formulations to address the following fundamental problem: using channel inputs \mathbf{Y} and \mathbf{B} , what are the rate conditions under which we can synthesize the Gaussian channel output \mathbf{X} , with a given $p_{\mathbf{X}}(\mathbf{x})$. We provide encoding scheme, as well as the corresponding bounds on achievable rate tuples.

Suppose we transmit input messages through N channel uses, in which $t \in \{1, 2, \dots, N\}$ shows the time index. We define $\vec{Y}_t^{(l)}[i]$ to be the t -th symbol of the i -th codeword, with $i \in \{1, 2, \dots, M_{Y^{(l)}}\}$ where $M_{Y^{(l)}} = 2^{NR_{Y^{(l)}}}$ is the codebook cardinality, transmitted from the existing k_l sources at layer l . Here, we define the source to be at layer l , if the shortest path from source to output passes through l links. Also, we assume there are k_l sources $Y_j^{(l)}$ are present at the l -th layer, and the channel has L layers. We can similarly define $\vec{B}_t^{(l)}[k]$ to be the t -th symbol of the k -th codeword, with $k \in \{1, 2, \dots, M_{B^{(l)}}\}$ where $M_{B^{(l)}} = 2^{NR_{B^{(l)}}}$ is the codebook cardinality, transmitted from the existing k_l sources at layer l . By *soft covering* lemma [5, Lemma IV.1], we know that for *sufficiently* large rates $R_{\mathbf{Y}} = [R_{Y^{(1)}}, R_{Y^{(2)}}, \dots, R_{Y^{(L)}}]$ and $R_{\mathbf{B}} = [R_{B^{(1)}}, R_{B^{(2)}}, \dots, R_{B^{(L)}}]$ and as N grows the output density of synthesized channel converges to $p_{\mathbf{X}^N}(\mathbf{x}^N)$, i.e., N i.i.d realization of the given output density $p_{\mathbf{X}}(\mathbf{x})$, i.e., the average total variation between the two joint densities vanishes as N grows,

$$\lim_{N \rightarrow \infty} E \|q(\mathbf{x}_1, \dots, \mathbf{x}_N) - \prod_{t=1}^N p_{\mathbf{X}_t}(\mathbf{x}_t)\|_{TV} \rightarrow 0 \quad (5)$$

where $q(\mathbf{x}_1, \dots, \mathbf{x}_N)$ is the synthesized channel output, and $E\|\cdot\|_{TV}$, represents the average total variation. For example, for the channel shown in Figure 1 we may compute the synthesized output as,

$$q(\mathbf{x}_1, \dots, \mathbf{x}_N) = \frac{1}{M_{\mathbf{B}}} \frac{1}{M_{\mathbf{Y}}} \sum_{i=1}^{M_{\mathbf{Y}}} \sum_{k=1}^{M_{\mathbf{B}}} \prod_{t=1}^N p_{\mathbf{X}|\mathbf{Y},\mathbf{B}}(\mathbf{x}_t|\mathbf{y}_t[i]\mathbf{b}_t[k]) \quad (6)$$

where $M_{\mathbf{B}} = 2^{NR_{\mathbf{B}}}$ and $M_{\mathbf{Y}} = 2^{NR_{\mathbf{Y}}}$ are the total number of input messages for sources \mathbf{B} and \mathbf{Y} , respectively. Also, the distribution $p_{\mathbf{X}|\mathbf{Y},\mathbf{B}}(\mathbf{x}_t|\mathbf{y}_t[i]\mathbf{b}_t[k])$ represents each channel use t for corresponding input messages, and can be computed via signal model in (1).

In the following sections, we provide three case studies through which we obtain the achievable rate region to synthesize the output with joint density $p_{\mathbf{X}}(\mathbf{x})$. Here, for simplicity of notation, we drop the symbol index and use $Y_t^{(l)}$ and $B_t^{(l)}$ instead of $\tilde{Y}_t^{(l)}[i]$ and $\tilde{B}_t^{(l)}[k]$, respectively, since they can be understood from the context.

3.2.1 Channel Synthesis for the Star Model

Consider the channel shown in Figure 1. This can be modeled as

$$\begin{bmatrix} X_{1,t} \\ X_{2,t} \\ X_{3,t} \end{bmatrix} = \begin{bmatrix} \alpha_1 \\ \alpha_2 \\ \alpha_3 \end{bmatrix} B_t^{(1)} Y_t^{(1)} + \begin{bmatrix} Z_{1,t} \\ Z_{2,t} \\ Z_{3,t} \end{bmatrix}, \quad t \in \{1, 2, \dots, N\} \quad (7)$$

Due to soft covering principle, the following conditions should hold,

$$\begin{aligned} R_{Y^{(1)}} + R_{B^{(1)}} &\geq I(\mathbf{X}; Y^{(1)}, B^{(1)}) \\ R_{Y^{(1)}} &\geq I(\mathbf{X}; Y^{(1)}) \end{aligned} \quad (8)$$

Note that the sum of the rates $R_{Y^{(1)}} + R_{B^{(1)}}$ is lower bounded by $I(\mathbf{X}; Y^{(1)}, B^{(1)})$, which by Theorem 2 is fixed. However, the minimum rate for $R_{Y^{(1)}}$ is achieved by $\min_{Y^{(1)}} I(\mathbf{X}; Y^{(1)})$. In the following Theorem we prove that the optimal solution occurs when $B^{(1)}$ is uniformly distributed.

Theorem 3. *The optimal solution to the optimization problem $\pi^* = \arg \max_{\pi_1 \in [0,1]} I(\mathbf{X}; B^{(1)}|Y^{(1)})$ is $\pi^* = 1/2$.*

Proof. The proof relies on the results shown in [7]. One can show that given $Y^{(1)} = y$, the broadcast model in (7) becomes a bipolar signaling scheme with $\mathbf{S}_1 = [\alpha_1 y, \alpha_2 y, \alpha_3 y]'$ and $\mathbf{S}_2 = -\mathbf{S}_1$. Now, simply by putting $\mathbf{T} = -\mathbf{I}_3$, where \mathbf{T} is an orthonormal matrix and using $\mathbf{S}_2 = \mathbf{T}\mathbf{S}_1$, one can map the signals to each other. Also, we may normalize the noise variances to satisfy all the constraints shown in [7]. This can be simply done by introducing a 3×3 diagonal matrix \mathbf{M} with $m_{ii} = 1/\sigma_{z_i}$, through which the new signal model becomes $\mathbf{X}' = \mathbf{M}\mathbf{X} = \mathbf{M}\mathbf{S}_1 + \mathbf{M}\mathbf{Z}$, $i \in \{1, 2\}$, where $Z'_i \in \mathbf{Z}' = \mathbf{M}\mathbf{Z}$ are noises with unit variance. Since such model is *circular symmetric* [7], hence, $\pi^* = 1/2$. \square

The results in Theorem 3 can be further generalized to star topologies with arbitrary number of outputs.

Corollary 1. *Assuming a broadcast channel with single input Y and output vector $\mathbf{X} = \{X_1, X_2, \dots, X_n\}$, $n \geq 3$, the optimal solution is at $\pi^* = 1/2$.*

3.2.2 Channel Synthesis with 4 outputs and 2 inputs

Consider the channel shown in Figure 4a. In this case, we are given two hidden inputs $Y_1^{(1)}$ and $Y_2^{(1)}$, and by previous arguments we know $\mathbf{B}^{(1)} = \{B_1^{(1)}, B_2^{(1)}, B_{12}\}$ with $B_{12} = B_1^{(1)}B_2^{(1)}$, completely determined by $B_1^{(1)}$ and $B_2^{(1)}$, which may act independently. We may write,

$$\begin{bmatrix} X_{k,t} \\ X_{l,t} \end{bmatrix} = \begin{bmatrix} \alpha_{j,k} \\ \alpha_{j,l} \end{bmatrix} B_{j,t}^{(1)} Y_{j,t}^{(1)} + \begin{bmatrix} Z_{k,t} \\ Z_{l,t} \end{bmatrix}, \quad t \in \{1, 2, \dots, N\} \quad (9)$$

where for $j \in \{1, 2\}$, $(k, l) \in \{(1, 2), (3, 4)\}$, which shows each group of outputs corresponding to each of the inputs. Here, two inputs $Y_1^{(1)}$ and $Y_2^{(1)}$ are dependent and their pairwise correlation can be computed via $E[Y_1^{(1)}Y_2^{(1)}|\mathbf{B}^{(1)}] = \gamma_{12}B_{12} = \gamma_{12}B_1^{(1)}B_2^{(1)}$, in which γ_{12} determines the degree of correlation and is learned by certain inference algorithms, e.g., RG or CLRG [1]. Note that the dependency relation of symbols $Y_{1,t}^{(1)}$ and $Y_{2,t}^{(1)}$ follows a Gaussian mixture model, since their covariance is a function of binary inputs $B_{1,t}^{(1)}$ and $B_{2,t}^{(1)}$. But, note that in a given codebook consisting of $M_{\mathbf{Y}^{(1)}} \times M_{\mathbf{B}^{(1)}}$ codewords, for each realization of $\mathbf{b}_{3,t}^{(1)} = \mathbf{b}_{1,t}^{(1)} \cdot \mathbf{b}_{2,t}^{(1)}$ the joint density of $\mathbf{Y}_t^{(1)}$ is Gaussian. Hence, one may divide the codebook \mathbb{C} into two parts \mathbb{S}_i , $i \in \{1, 2\}$, in which each part follows a specific Gaussian density with covariance values $E[Y_{k,t}^{(1)}Y_{l,t}^{(1)}|\mathbf{b}^{(1)}] = \gamma_{12}b_{1,t}^{(1)}b_{2,t}^{(1)}$. Note that such sub-block encoding guarantees the independence between the synthesized output vector and the sign input vector \mathbf{B} . The achievable region can be obtained from (8), and by replacing $Y^{(1)}$ with $\{Y_1^{(1)}, Y_2^{(1)}\}$ and $B^{(1)}$ with $\{B_1^{(1)}, B_2^{(1)}\}$.

In the following Lemma, whose proof can be found in Appendix C we showed that the optimal solution (π_1^*, π_2^*) to $\arg \max_{\pi_1, \pi_2} I(\mathbf{X}; \mathbf{B}|\mathbf{Y})$ is at $(1/2, 1/2)$.

Lemma 1. *For the channel shown in Figure 4a, we have,*

- (1) $I(\mathbf{X}; \mathbf{B}|\mathbf{Y}) = I(X_1, X_2; B_1^{(1)}|Y_1^{(1)}Y_2^{(1)}) + I(X_3, X_4; B_2^{(1)}|Y_1^{(1)}Y_2^{(1)})$.
- (2) *The optimal solution for the maximization problem $\arg \max_{\pi_1, \pi_2} I(\mathbf{X}; \mathbf{B}|\mathbf{Y})$ happens at $\pi_1^* = \pi_2^* = 1/2$.*

Intuitively, for the first part in Lemma 1, we may divide the structure shown in Figure 4a into two substructures each similar to the star topology shown in Figure 1 (but with only two outputs). Hence, we may use the results in Theorem 3 to prove the second part of the lemma.

3.2.3 Multi-Layered Channel Synthesis

Here, we address those channels with multi-layer inputs. Figure 4b shows one case, in which the Gaussian tree has two layers of inputs. Similar to previous cases we may write the encoding scheme, through which we can write the pairwise covariance between inputs at the first layer as $E[Y_{k,t}^{(1)}Y_{l,t}^{(1)}|\mathbf{B}^{(1)}] = \gamma_{kl}B_{k,t}^{(1)}B_{l,t}^{(1)}$, in which $k \neq l \in \{1, 2, 3, 4\}$. By the previous example, we know that the input vector $\mathbf{Y}_t^{(1)}$ becomes Gaussian for each realization of $\mathbf{B}_t^{(1)} = \{\mathbf{b}_{1,t}^{(1)}, \mathbf{b}_{2,t}^{(1)}, \mathbf{b}_{3,t}^{(1)}, \mathbf{b}_{4,t}^{(1)}\}$. Hence, one may divide the codebook \mathbb{C} into $2^4 = 16$ parts \mathbb{S}_i , $i \in \{1, 2, \dots, 16\}$, in which each part follows a specific Gaussian density with covariance values $E[Y_{k,t}^{(1)}Y_{l,t}^{(1)}|\mathbf{b}^{(1)}] = \gamma_{kl}b_{k,t}^{(1)}b_{l,t}^{(1)}$, $k \neq l \in \{1, 2, 3, 4\}$. Now, for each subset, at the second layer we are dealing with the case shown in Figure 4a, which has been resolved. Thus, the lower bound on the possible rates in the second layer are,

$$\begin{aligned} R_{\mathbf{Y}^{(2)}|\mathbf{B}^{(1)}} &\geq I(\mathbf{Y}^{(1)}; \mathbf{Y}^{(2)}|\mathbf{B}^{(1)}) \\ R_{\mathbf{Y}^{(2)}|\mathbf{B}^{(1)}} + R_{\mathbf{B}^{(2)}|\mathbf{B}^{(1)}} &\geq I(\mathbf{Y}^{(1)}; \mathbf{Y}^{(2)}, \mathbf{B}^{(2)}|\mathbf{B}^{(1)}) \end{aligned} \quad (10)$$

This is due to the fact that we compute subsets of codebook for each realization of $\mathbf{B}^{(1)}$. Hence, in general the output at the l -th layer $\mathbf{Y}^{(l)}$ is synthesized by $\mathbf{Y}^{(l+1)}$ and $\mathbf{B}^{(l+1)}$, which are at layer $l+1$. Therefore,

we only need Gaussian sources at the top layer L and Bernoulli sources $B^{(l)}$ for each layer l to gradually synthesize the output that is close enough to the true observable output, measured by total variation. Since at each layer l due to Lemma 1, the maximum achievable region is achieved for uniform $\mathbf{B}^{(l)}$, we have the following corollary

Corollary 2. *The maximum achievable rate region for any channel whose underlying structure is induced by a Gaussian tree is achievable for uniform sign information inputs \mathbf{B} .*

4 Conclusion

We explained an important drawback of current graphical model learning algorithms, which results in losing the correlation signs information in the recovered model. We then formulated a Gaussian synthesis problem through layered forwarding channels to synthesize the observed data. Then we deduced an interesting conclusion under which maximizing the achievable rate region resulted in maximizing the captured information on sign singularity. We showed that the optimal rates are achievable for any Gaussian tree with leaf outputs if the sign input is uniformly distributed. In future, we aim to solve those channels with some outputs acting as internal variables of the underlying latent Gaussian tree structure.

References

- [1] M. J. Choi, V. Y. Tan, A. Anandkumar, and A. S. Willsky, “Learning latent tree graphical models,” *The Journal of Machine Learning Research*, vol. 12, pp. 1771–1812, 2011.
- [2] N. Saitou and M. Nei, “The neighbor-joining method: a new method for reconstructing phylogenetic trees,” *Molecular biology and evolution*, vol. 4, no. 4, pp. 406–425, 1987.
- [3] N. Shiers, P. Zwiernik, J. A. Aston, and J. Q. Smith, “The correlation space of gaussian latent tree models,” *arXiv preprint arXiv:1508.00436*, 2015.
- [4] S. Watanabe, *Algebraic geometry and statistical learning theory*. Cambridge University Press, 2009, vol. 25.
- [5] P. Cuff, “Distributed channel synthesis,” *Information Theory, IEEE Transactions on*, vol. 59, no. 11, pp. 7071–7096, 2013.
- [6] A. D. Wyner, “The common information of two dependent random variables,” *Information Theory, IEEE Transactions on*, vol. 21, no. 2, pp. 163–179, 1975.
- [7] A. Feiten and R. Mathar, “Capacity-achieving discrete signaling over additive noise channels,” in *Communications, 2007. ICC’07. IEEE International Conference on*. IEEE, 2007, pp. 5401–5405.

A Proof of Theorem 1

First, let’s prove the first part. Consider the case in Figure 5. The hidden node y , has k observable neighbors $\{x_1, \dots, x_k\}$, while it is connected through two or more edges to other observable nodes $\{x_{k+1}, \dots, x_n\}$. Given only observable covariance matrix Σ_x , we can compute the empirical pairwise covariance values, hence all $\rho_{x_i x_j}$ are fixed. Now, for example suppose we **flipped** the sign of the edge between $y - x_1$. Now, in order to maintain the same covariance matrix Σ_x , we should do the following:

(1) The sign of all edge weights between $y - x_j$ for all $j \in \{2, \dots, k\}$ should be flipped. This is easy to see because for all $j \in \{2, \dots, k\}$, we know $\rho_{x_1 x_j} = \rho_{x_1 y} \rho_{x_j y}$, and since $\rho_{x_1 x_j}$ is fixed, and we flipped the sign of $\rho_{x_1 y}$, so the sign of $\rho_{x_j y}$ should certainly be flipped.

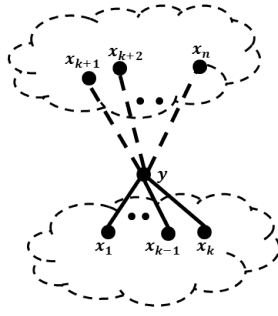


Figure 5: Neighborhood of hidden variable y

(2) The sign of all pairwise covariance values between y and x_i , for all $i \in \{k+1, \dots, n\}$ should be flipped. The same argument as the previous case can be used. However, in this case, all we know is that **odd** number of sign-flips for the edge-weights should happen between each y and x_i . Using the above arguments, we can see that all $\rho_{x_j y}$ for $j \in \{1, \dots, k\}$ maintain their signs, or otherwise all of their signs should be flipped.

For the second part, We inductively show that given a minimal latent tree, with n observable x_1, \dots, x_n and with k hidden nodes y_1, \dots, y_k , given any Σ_x , we can find 2^k latent trees with different edge-signs, which induce the same Σ_x :

(1) Basis: The Star topology, shown in Figure 1.

(2) We assume that such claim holds for all trees with number of hidden nodes less than k . Now, assume we are given an arbitrary latent tree with k hidden nodes and n observable.

Some of these hidden nodes certainly have **leaf observable** neighbors. So, let's pack each of these leaf observable into a single pack. **Note that these pack are different than those previously used, in a sense that they only consist of those observable neighbors to y_i , which are leaves!**

Now, note that the problem of finding equivalent sign permutations in this tree can be translated into a problem with smaller tree: **delete all of those special packs, and treat their hidden parent y_i as their representative**. Suppose there are m hidden nodes $\{y_1, \dots, y_m\}$, which can represent each of these packs. This case is illustrated in Figure 6. As Figure 6 shows, there are some other observable nodes remaining that can be connected to each other and also some other hidden nodes (but if x_i is adjacent to a hidden node, then it should not be leaf, otherwise it is already packed).

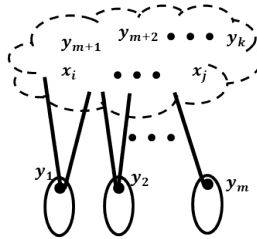


Figure 6: Figure illustrating the inductive proof

Now, if we replace all of these packs with a single node y_i , for all $i \in \{1, 2, \dots, m\}$, we obtain a smaller tree. Now, we can simply assume that all y_1, \dots, y_m are observable and their pairwise covariance values are determined. Hence, this tree only has $k - m$ remaining hidden nodes, so due to inductive step it has 2^{k-m} possible equivalent trees with different edge-signs.

All its remaining is to show that by adding back those m packs of observable, we obtain the claimed result. However, this is straightforward: Add back two packs corresponding to y_1 and y_2 . Now, y_1 and y_2 can be regarded as hidden nodes, so now there are $k - m + 2$ hidden nodes, which due to inductive step has

2^{k-m+2} equivalent representations of edge-weights. This can be shown up to $m - 1$ -th step by adding back y_1, \dots, y_{m-1} nodes, and having a size of $k - 1$ nodes, and again due to induction having 2^{k-1} equivalent sign combinations. Now, let's add the last pack, i.e., pack m . Then, we can obtain two equivalent classes: (a) The positive pack, with positive edge-sign of $y_m - z_m$, where z_m can be observable/hidden. (b) The negation of pack, with negation of the edge-sign $y_m - z_m$. This is shown in Figure 7 Hence, we obtain $2 \times 2^{k-1} = 2^k$ edge-signs.

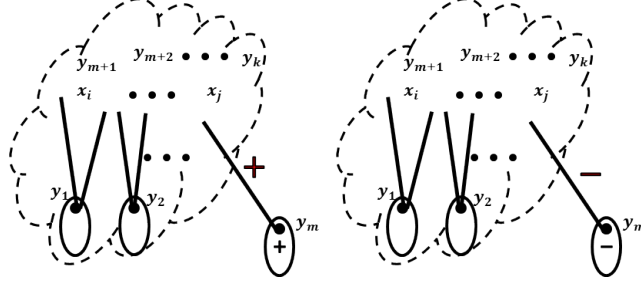


Figure 7: Obtaining m -th step from $m - 1$ -th step

This completes the proof.

B Proof of Theorem 2

By the following remark after Theorem 2 we may argue that the edges between outputs and inputs should be fixed, since altering one correlation value results in contradictory values for other correlation values.

Now, to find each correlation value $\rho_{x_i y}$, for some X_i and Y , consider the star model, with one hidden node, and three leaves, e.g., Figure 1. We can write: $\rho_{x_1 y}^2 = \frac{\sigma_{x_1 x_2} \sigma_{x_1 x_3}}{\sigma_{x_2 x_3}}$, $\rho_{x_2 y}^2 = \frac{\sigma_{x_1 x_2} \sigma_{x_2 x_3}}{\sigma_{x_1 x_3}}$, and $\rho_{x_3 y}^2 = \frac{\sigma_{x_1 x_3} \sigma_{x_2 x_3}}{\sigma_{x_1 x_2}}$.

Now, for a general structure, if we replace $1 \leftarrow i$, $2 \leftarrow j$, and $3 \leftarrow k$, we conclude that $\rho_{x_i y}^2 = \frac{\sigma_{x_i x_j} \sigma_{x_i x_k}}{\sigma_{x_j x_k}}$, for any three distinct i , j and k . As it may seem, there are many equations for computing $\rho_{x_i y}^2$, which all of these expressions should be equal, i.e., the covariance matrix Σ_x should be representable by a given latent tree model.

At the end, note that we may write down the expression for mutual information and observe that all correlation values $\rho_{y_i y_j}$ may be factored out, since they are implicitly affecting the $\rho_{x_i x_j}$ values.

C Proof of Lemma 1

For the channel shown in Figure 4a, we may write,

$$\begin{aligned}
I(\mathbf{X}; \mathbf{B} | \mathbf{Y}) &= h(\mathbf{X} | \mathbf{Y}) - h(\mathbf{X} | \mathbf{Y}, \mathbf{B}) \\
&= h(\mathbf{X} | \mathbf{Y}) - h(X_1, X_2 | Y_1^{(1)}, B_1^{(1)}) \\
&\quad - h(X_3, X_4 | Y_2^{(1)}, B_2^{(1)}) \tag{11}
\end{aligned}$$

$$\begin{aligned}
&= h(X_1, X_2 | Y_1^{(1)}, Y_2^{(1)}) + h(X_3, X_4 | Y_1^{(1)}, Y_2^{(1)}) \\
&\quad - h(X_1, X_2 | Y_1^{(1)}, B_1^{(1)}) - h(X_3, X_4 | Y_2^{(1)}, B_2^{(1)}) \tag{12}
\end{aligned}$$

$$\begin{aligned}
&= h(X_1, X_2 | Y_1^{(1)} Y_2^{(1)}) + h(X_3, X_4 | Y_1^{(1)} Y_2^{(1)}) \\
&\quad - h(X_1, X_2 | Y_1^{(1)}, B_1^{(1)}) - h(X_3, X_4 | Y_2^{(1)}, B_2^{(1)}) \tag{13}
\end{aligned}$$

$$\begin{aligned}
&= I(X_1, X_2; B_1^{(1)} | Y_1^{(1)} Y_2^{(1)}) \\
&\quad + I(X_3, X_4; B_2^{(1)} | Y_1^{(1)} Y_2^{(1)}) \tag{14}
\end{aligned}$$

where (11) is due to the stated constraints in (2). Equation (12) results using the chain rule and the fact that $(X_1, X_2) - Y_1^{(1)} - Y_2^{(1)} - (X_3, X_4)$ forms a Markov Chain, hence (X_1, X_2) is conditionally independent of (X_3, X_4) given $(Y_1^{(1)}, Y_2^{(1)})$. Note that due to dependency of $B_1^{(1)}$ and $B_2^{(1)}$, we know $h(X_1, X_2 | Y_1^{(1)} Y_2^{(1)}) \neq h(X_1, X_2 | Y_1^{(1)})$, since the latter ignores such dependency. Hence, to find the optimal solution, one may maximize both terms in (14) simultaneously, which by definition is equivalent to maximizing the sum $h(X_1, X_2 | Y_1^{(1)} Y_2^{(1)}) + h(X_3, X_4 | Y_1^{(1)} Y_2^{(1)})$. Considering the first term, we know $h(X_1, X_2 | Y_1^{(1)} Y_2^{(1)}) = \sum_{y_1^{(1)} y_2^{(1)}} p_{Y_1^{(1)} Y_2^{(1)}}(y_1^{(1)} y_2^{(1)}) h(X_1, X_2 | y_1^{(1)} y_2^{(1)})$, and due to [7] we know the maximum of $h(X_1, X_2 | y_1^{(1)} y_2^{(1)})$ happens for uniform conditional density $p(x_1, x_2 | y_1^{(1)} y_2^{(1)})$. However, such conditional PDF can be written as conditional PMF $p_{B_1^{(1)}}(b_1^{(1)} | b_1^{(1)} . b_2^{(1)})$, which by previous arguments we may conclude that the optimal solution happens for uniform PMF, which one may easily check that such uniform PMF will be deduced for $(\pi_1, \pi_2) = (1/2, 1/2)$. This completes the proof.