

# Gondola: a Parametric Robot Infrastructure for Repeatable Mobile Experiments

Marco Cattani, Ioannis Protonotarios

*m.cattani@tudelft.nl, i.protonotarios@tudelft.nl*

*Delft University of Technology, The Netherlands*

**Abstract**—When deploying a testbed infrastructure for Wireless Sensor Networks (WSNs), one of the most challenging feature is to provide repeatable mobility. Wheeled robots, usually employed for such tasks, strive to adapt to the wide range of environments where WSNs are deployed, from chaotic office spaces to potato fields in the farmland. For this reason, these robot systems often require expensive customization steps that, for example, adapt their localization and navigation system.

To avoid these issues, in this paper we present the design of Gondola, a parametric robot infrastructure based on pulling wires, rather than wheels, that avoids the most common problems of wheeled robot and easily adapts to many WSN's scenarios. Different from wheeled robots, which movements are constrained on a 2-dimensional plane, Gondola can easily move in 3-dimensional spaces with no need of a complex localization system and an accuracy that is comparable with off-the-shelf wheeled robots.

## I. INTRODUCTION

Providing a repeatable movement is essential for a wide range of WSN's applications, from automated testing to optimal sensor placements. To this end, several WSN mobile infrastructures couple wireless sensors with wheeled small-scale robots that are cheap and easily available on the market. Unfortunately, wheeled robots present several drawbacks that practically limit the range of mobile experiments a researcher can run. Firstly, in order to navigate, affordable wheeled robots often require a localization infrastructure that accurately estimate the robot's position and heading: from simple black lines on the ground [4] to complex tracking systems based on a camera [2]. Secondly, these mobile robots rely on batteries as source of power, limiting the maximum duration of an experiment and imposing a periodic recharging task. Finally, and most importantly, wheeled robots can only move on a horizontal 2-dimensional plane (possibly free of obstacles such as furniture and stairs), heavily limiting the movement space of the experiment.

To avoid the aforementioned problems, we present the design of Gondola, a robotic infrastructure that moves through cables, rather than wheels. Inspired by plotters based on polar coordinates [1], [3], [5] our robotic system embeds the mobile wireless sensor in a carriage, which is connected through thin wires to one or more spooling motor, depending on the required degree-of-freedom of the movement (see Fig. 1).

Because the design of Gondola is completely parametric (both the location and the number of spooling motors), it can be easily adapted to different environments (small rooms,

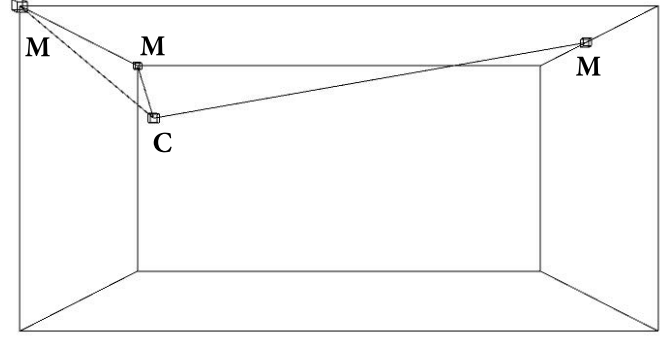


Fig. 1. Example of Gondola infrastructure in a 3-dimensional space. In this example the carriage (C) is attached to three spooling motors on an office ceiling.

halls, outdoor) and needs (linear motion, volumetric scan-nings). Moreover, because its movement is not bounded to the ground plane, Gondola is less affected by obstacles than traditional wheeled robots.

Preliminary experiments show that, in a  $6.5 \times 3.9 \times 3.1$  meter room, Gondola repeatedly achieves a positioning error of less than 2 cm. This error can be further reduced with a proper design of the spooling mechanism, a topic we briefly discuss in Section IV.

Finally, Gondola parametric infrastructure is completely open-source. The design files of both hardware and software are available at <http://github.com/iprotonotarios/gondola>.

## II. THE GONDOLA PLATFORM

The architecture of Gondola, shown in Fig. 2, is composed of several modules. (i) The *System Controller*, which gets a sequence of 3-dimensional positions (carriage's trace) and translate them into a sequence of 1-dimensional spooling movements. One for each spooling motor. (ii) The *Motor Controller*, which is in charge of receiving a spooling sequence and properly actuate the motors such that the resulting movement in the 3-dimensional space is smooth and the speed is constant. (iii) The *Carriage* (C), which is connected to each motor via thin wires and carries devices such as a wireless sensors (WS1). Once the Carriage (C) reaches the intended position, the System Controller logs the experiment output running on another wireless device (WS2) until an event occurs. Then, the Carriage is moved to the next scripted location.




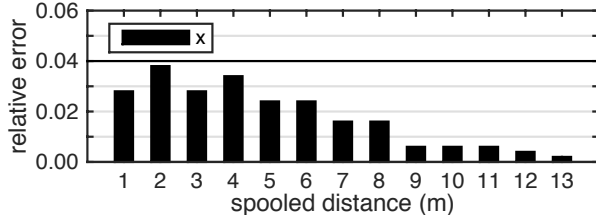



Fig. 4. Gondola's moving an heavy power supply and a wireless device.



(a) Gondola's positioning error for linear 1-dimensional movements. The less wire motors spool, the higher the relative error.



(b) Gondola's positioning error for spatial 3-dimensional movements. The further Gondola moves from the center of the room, the higher the relative error.

Fig. 5. Gondola relative positioning error in 1- and 3-dimensional spaces. For comparison, the horizontal black line indicates the relative error produced by an absolute movement error of 1 cm.

special 0.01 cm-thin fishing line with minimal elasticity and capable of holding up to 7000 g.

### III. EVALUATION

In order to evaluate the characteristics of Gondola, we measured the accuracy of each individual motor (1D linear

Position	Absolute			Normalized		
	x	y	z	x	y	z
Linear Experiments						
1	50	-	-	0.07	-	-
2	100	-	-	0.14	-	-
3	150	-	-	0.21	-	-
4	200	-	-	0.28	-	-
5	250	-	-	0.35	-	-
6	300	-	-	0.42	-	-
7	350	-	-	0.49	-	-
8	400	-	-	0.56	-	-
9	450	-	-	0.63	-	-
10	500	-	-	0.70	-	-
11	550	-	-	0.77	-	-
12	600	-	-	0.84	-	-
13	650	-	-	0.91	-	-
Spatial Experiments						
1	355	196	310	0.54	0.50	0.99
2	405	86	240	0.61	0.22	0.77
3	495	196	240	0.75	0.50	0.77

TABLE I  
STARTING POSITIONS FOR THE LINEAR AND SPATIAL EXPERIMENTS.

movement) and later, the overall system (3D spatial movement). In particular, we set the position of Gondola to a set of starting coordinates (summarized in Table I) and measured the relative error for a fixed-length movement (25 and 30 cm for the linear and spatial movements, respectively).

In the case of the linear spooling distance, the results in Figure 5a shows that the more wire is spooled, the smaller the error. This is due to the fact that, when lots of wire is spooled, the diameter of the spooling wheel increases, enlarging the spooled lengths.

This affects in order Gondola's movement in 3-dimensional space. As soon as Gondola is positioned in the center of the experimental room, all the motors' spooled distance are long (position 1, Fig. 5b) and Gondola's position error in space is very low. As soon as Gondola moves towards one angle of the room (position 2 and 3, Fig. 5b), few motors' spooled distance reduce drastically, increasing the linear positioning error and, thus, the spatial error in 3-dimensional space.

### IV. DISCUSSION

In this paper we presented Gondola, a parametric robotic system that provides an accurate and repeatable movements for Wireless Sensor Networks. Thanks to its flexibility, Gondola can be easily adapted to different environment and testing scenarios, from linear movements (using only 1 motor) to 3-dimensional movements (using 3 or more motors).

Nevertheless, accurately spool the desired wire length has proven to be one of the main challenges of Gondola. In the future, we plan to explore different solution to overcome this problem. From adding a feedback loop, based on rotary encoders, to substitute the actual simple wires (fishing lines) with ball-chain wires. We argue that precisely spooling the desired length of wire, together with an accurate measurement of the motors' position are the keys to improve even more the positioning accuracy of Gondola.

## REFERENCES

- [1] R. Dan. Makelangelo ArtRobot <http://www.makelangelo.com>.
- [2] D. Johnson, T. Stack, R. Fish, D. M. Flickinger, L. Stoller, R. Ricci, and J. Lepreau. Mobile Emulab: A Robotic Wireless and Sensor Network Testbed. In *INFOCOM 2006. The 25th Conference on Computer Communications. IEEE*, number April, 2006.
- [3] U. F. Jürg Lehn. Hektor <http://juerglehni.com/works/hektor>, 2002.
- [4] O. Rensfelt, F. Hermans, P. Gunningberg, L.-A. L.-a. Larzon, and E. Bjornemo. Repeatable experiments with mobile nodes in a relocatable WSN testbed. *2010 6th IEEE International Conference on Distributed Computing in Sensor Systems Workshops (DCOSSW)*, 54(12):1–6, jun 2010.
- [5] N. Sandy. Polargraph <http://www.polargraph.co.uk>.