

Systematic Study of Diphoton Resonance at 750 GeV from Sgoldstino

Ran Ding^a, Yizhou Fan^b, Li Huang^b, Chuang Li^b,
Tianjun Li^{b,c}, Shabbar Raza^b, Bin Zhu^d

^a *Center for High-Energy Physics, Peking University, Beijing, 100871, P. R. China*

^b *State Key Laboratory of Theoretical Physics and Kavli Institute for Theoretical Physics
China (KITPC), Institute of Theoretical Physics, Chinese Academy of Sciences, Beijing
100190, P. R. China*

^c *School of Physical Electronics, University of Electronic Science and Technology of China,
Chengdu 610054, P. R. China*

^d *Institute of Physics, Chinese Academy of sciences, Beijing 100190, P. R. China*

Abstract

The ATLAS and CMS Collaborations of the Large Hadron Collider (LHC) have reported an excess of events in diphoton channel with invariant mass of about 750 GeV. With low energy supersymmetry breaking, we systematically consider the sgoldstino scalar S as the new resonance, which is a linear combination of the CP-even scalar s and CP-odd pseudoscalar a . Because we show that s and a can be degenerated or have large mass splitting, we consider two cases for all the following three scenarios: (1) Single resonance. s is the 750 GeV resonance decays to a pair of 1 GeV pseudoscalar a . With suitable decay length, these two a decay into collimated pair of photons which cannot be distinguished at the LHC and may appear as diphotons instead of four photons. (2) Twin resonances. $m_s \approx m_a$ with a mass difference of about 40 GeV and both s and a decay into diphoton pairs. For productions, we consider three scenarios: (I) vector boson fusion; (II) gluon gluon fusion; (III) $q\bar{q}$ pair production. In all these scenarios with two kinds of resonances, we find the parameter space that satisfies the diphoton production cross section from 3 to 13 fb and all the other experimental constraints. And we address the decay width as well. In particular, in the third scenario, we observe that the production cross section is small but the decay width of s or a can be from 40 to 60 GeV.

1 Introduction

Recently, the ATLAS [1] and CMS [2] Collaborations have announced an excess in diphoton channel with invariant mass of about 750 GeV at $\sqrt{s} = 13$ TeV. Assuming a narrow width resonance, the ATLAS Collaboration has reported a local 3.6σ excess at the diphoton invariant mass around 747 GeV with an integrated luminosity of 3.2 fb^{-1} . But for a wider width resonance, the signal significance increases to 3.9σ with a preferred width about 45 GeV. The CMS Collaboration, using 2.6 fb^{-1} of data, found a diphoton excess with a local significance of 2.6σ at invariant mass around 760 GeV. The significance reduces to 2σ , if the decay width around 45 GeV is assumed. The excesses in the cross sections can be roughly estimated as $\sigma_{pp \rightarrow \gamma\gamma}^{13 \text{ TeV}} \sim 3 - 13 \text{ fb}$ [1, 2]. It should be noted that the CMS Collaboration did search for diphoton resonance [3] at $\sqrt{s} = 8$ TeV and observed a slight excess $\sim 2\sigma$ at an invariant mass of about 750 GeV but on the other hand the ATLAS Collaboration did not go beyond the mass of 600 GeV for this channel [4]. This indicates that the present ATLAS and CMS observations at $\sqrt{s} = 13$ TeV LHC Run-II are consistent with their results at $\sqrt{s} = 8$ TeV LHC Run-I for diphoton channel.

In this study we take these results optimistically and interpret the excess of diphoton events as a hint for new physics beyond the Standard Model (SM). The observed resonance can be naively understood as a bosonic particle with mass 750 GeV. This has triggered new studies in model building for both effective and renormalizable frameworks extensively [5, 6, 7, 8, 9, 10, 11, 12, 13, 14, 15, 16, 17, 18].

Supersymmetry is one of the most promising scenarios for new physics beyond the SM. It provides unification of gauge couplings, solves gauge hierarchy problem, and provides dark matter candidate particles. It was pointed out in Refs. [7, 8, 9] that in scenario like 2-Higgs Doublet Model (2HDM), including the Minimal Supersymmetric Standard Model (MSSM) and the Next-to-Minimal Supersymmetric Standard Model (NMSSM), the branching ratio $Br(H/A \rightarrow \gamma\gamma)$ turns out to be very small $\mathcal{O}(10^{-6})$. It was further noted that it remains small even in the extreme case of $\tan\beta \sim 1$ which is the lower limit required by the Renormalization Group Equation (RGE) running of Yukawa couplings. But if one relaxes symmetries like R -parity or introduce new interactions to the MSSM, one can address diphoton resonance (see [10, 13] and references therein).

In this paper, we consider the low energy supersymmetry breaking, *i.e.*, the $N = 1$ supersymmetry is broken at low energy around TeV scale. So we have a goldstino fermion \tilde{G} and its superpartner sgoldstino $S = \frac{1}{\sqrt{2}}(s + ia)$ where s and a are a CP-even and CP-odd real scalars. We systematically study the sgoldstino scalar S as the new resonance [14, 15, 16, 17]. We point out that s and a can be degenerated or have large mass splitting, so we consider two cases for

all the following three scenarios: (1) Single resonance. s is the 750 GeV resonance decays to a pair of 1 GeV pseudoscalar a . With proper decay length, these two a decay into collimated pair of photons which cannot be distinguished at the LHC and may appear as diphotons instead of four photons in the detector [6, 11, 12, 18]. (2) Twin resonances. $m_s \approx m_a$ with a mass difference around 40 GeV and both s and a decay into diphoton pairs. For productions, we consider three scenarios: (I) vector boson fusion (VBF); (II) gluon gluon fusion (gg-F); (III) $q\bar{q}$ pair production. In the previous papers [14, 15, 16, 17], only the second scenario has been studied. In all these scenarios with two kinds of resonances, we find the parameter space that satisfies the diphoton production cross section from 3 to 13 fb and all the other experimental constraints. And we address the decay width as well. In particular, in the third scenario, because the production cross section is small, we can explain the large decay width around 45 GeV (from 40 to 60 GeV) reported by the ATLAS Collaboration and very easily accommodate the diphoton excess $\sigma_{\gamma\gamma}^{13,18\text{ TeV}}$ simultaneously, and all the current experimental constraints including dijet constraint can be satisfied as well.

This paper is organized as follows. We devote Section 2 to describe our model and provide a mechanism to generate mass hierarchy in m_s and m_a . In Section 3, we study the 750 GeV diphoton excess in three scenarios with two kinds of resonances in details. Conclusion and summary are given in Section 4.

2 The Model Building

We consider the low energy supersymmetry breaking model. As a consequence of spontaneous global supersymmetry breaking, there exists the Goldstino fermion goldstino and its superpartner sgoldstino (S), which is given as $S = \frac{1}{\sqrt{2}}(s + ia)$, where s and a are the CP-even and CP-odd scalars respectively. In general, they can have different masses. In the later part of this section, we will present a possible mechanism to understand the mass difference between s and a , *i.e.*, the hierarchical mass $m_s \gg m_a$ and the degenerated mass $m_s \approx m_a$. The Lagrangian of our model is given as

$$-\mathcal{L} \supset \frac{m_i}{2\sqrt{2}F_S} F_{\mu\nu}^i \left(-sF^{\mu\nu i} + ia\tilde{F}^{\mu\nu i} \right) + \left[\frac{S}{M} (y_i^U Q_i U_i^c H_u + y_i^D Q_i D_i^c H_d) + A_S S^3 + \text{H.C.} \right], \quad (1)$$

where m_i are gaugino masses from F -term of S , $\tilde{X}_{\mu\nu} = \frac{1}{2}\epsilon_{\mu\nu\alpha\beta}X^{\alpha\beta}$, and we will discuss them more in the following. Also, $y_i^{U,D}$ are the up-type and down-type Yukawa couplings, and Q_i , U_i^c , and D_i^c are respectively the left-handed up-type, right-handed up-type, and right-handed down-type quarks, and $H_{u,d}$ are up-type and down-type Higgs doublets, respectively.

2.1 The Mass Splitting between s and a

To have the mass splitting between s and a , we consider the following high-order Kähler potential

$$\kappa = \kappa_1 \frac{(S\bar{S})^2}{M^2} + [\kappa_2 \frac{S\bar{S}^3}{2M^2} + \kappa_2^* \frac{S^3\bar{S}}{2M^2}] \quad (2)$$

One can write scalar potential as:

$$V = \kappa_1 \frac{|F_S|^2}{M^2} |S|^2 + [\kappa_2 \frac{|F_S|^2}{2M^2} \bar{S}^2 + \kappa_2^* \frac{|F_S|^2}{2M^2} S^2] \quad (3)$$

Taking κ_2 real ($\kappa_2 = \kappa_2^*$), $m_S^2 = \frac{|F_S|^2}{M^2}$ and using $S = \frac{1}{\sqrt{2}}(s + ia)$, we can rewrite Eq. (3) as follows

$$V = (\kappa_1 + \kappa_2) \frac{m_S^2}{2} s^2 + (\kappa_1 - \kappa_2) \frac{m_S^2}{2} a^2 \quad (4)$$

Thus, we can have two simple cases for mass splitting:

Case (1): Single resonance. When $\kappa_1 \simeq \kappa_2$, we have $m_s \gg m_a$. We shall assume that s is the 750 GeV resonance decays to a pair of 1 GeV pseudoscalar a . With proper decay length, these two a decay into collimated pair of photons which cannot be distinguished at the LHC and may appear as diphotons instead of four photons in the detector [6, 11, 12, 18].

Case (2): Twin resonances. When $\kappa_1 \gg \kappa_2$, then $m_s \simeq m_a$. We will consider $m_s \approx m_a$ with a mass difference around 40 GeV and then both s and a decay into diphoton pairs.

3 Productions and Decays of Sgoldstino and the LHC Constrains

In this section, we will study three scenarios for productions: (I) vector boson fusion (VBF); (II) gluon gluon fusion (gg-F); (III) $q\bar{q}$ pair production. In the previous papers [14, 15, 16, 17], only the second scenario has been considered. For decays into diphoton, we consider the above two cases. In our phenomenological studies, we employ FeynRules [19] to generate UFO model file [20], and MadGraph5_aMC@NLO [21] to calculate the production cross section of S , and then check/verify our results with the package MSTW [22].

3.1 Sgoldstino Production from Vector-Boson Fusion

In this subsection we will study an effective production of sgoldstino S through VBF and its subsequent decay into W, Z and photons. For this purpose we use Eq. (1), and for simplicity we also assume that gluino mass M_3 and the Yukawa couplings $y_i^{U,D}$ are zero. To give gluino

mass, for simplicity, we assume that gluino obtains the Dirac mass via gauge mediation [23]. We see that S couples to the electroweak gauge bosons in a direct way as below

$$\begin{aligned}
-\mathcal{L} \supset & \frac{m_2}{\sqrt{2}F_S} W^{+\mu\nu} (-sW_{\mu\nu}^- + a\tilde{W}_{\mu\nu}^-) + \frac{M_{ZZ}}{2\sqrt{2}F_S} Z^{\mu\nu} (-sZ_{\mu\nu} + a\tilde{Z}_{\mu\nu}) \\
& + \frac{M_{Z\gamma}}{\sqrt{2}F_S} F^{\mu\nu} (-sZ_{\mu\nu} + a\tilde{Z}_{\mu\nu}) + \frac{M_{\gamma\gamma}}{2\sqrt{2}F_S} F^{\mu\nu} (-sF_{\mu\nu} + a\tilde{F}_{\mu\nu}),
\end{aligned} \tag{5}$$

where $M_{ZZ} = m_1 \sin^2 \theta_W + m_2 \cos^2 \theta_W$, $M_{Z\gamma} = (m_2 - m_1) \cos \theta_W \sin \theta_W$, $M_{\gamma\gamma} = m_1 \cos^2 \theta_W + m_2 \sin^2 \theta_W$, $m_{1,2}$ are gauginos masses corresponding to $U(1)_Y$ and $SU(2)_L$, and θ_W is the weak mixing angle.

We employ a polynomial fitting function for VBF which is an approximate result from the vertex functions and scattering amplitude formula [24], and get cross section in terms of $m_{1,2}$ and F_S . We also vary m_1 and m_2 . As we discussed above, in this scenario we will consider both Case (1) and Case (2) in details.

For Case (1) with $m_s \gg m_a$, we assume that the CP-even scalar s of mass 750 GeV is produced through VBF and then decays into a pair of pseudoscalar a of mass $m_a = 1$ GeV. It has been argued in Refs. [6, 11, 12, 18], if each of the pseudoscalar a are light, highly boosted and they are not very long lived, then it is possible that they decay into collimated pairs of photons. Then in the detector these photons may be measured as two photon events rather than four photon events. To study the process of production and decay of sgoldstino into diphoton, $pp \rightarrow S \rightarrow \gamma\gamma$ through VBF, we have to consider the following production-decay channels

$$(i) \quad pp \rightarrow V^*V^* \rightarrow s \rightarrow aa \rightarrow \gamma\gamma\gamma\gamma$$

$$(ii) \quad pp \rightarrow V^*V^* \rightarrow s \rightarrow \gamma\gamma$$

$$(iii) \quad pp \rightarrow V^*V^* \rightarrow s \rightarrow WW$$

$$(iv) \quad pp \rightarrow V^*V^* \rightarrow s \rightarrow ZZ$$

$$(v) \quad pp \rightarrow V^*V^* \rightarrow s \rightarrow Z\gamma$$

where $V^*V^* = WW$, ZZ , and $Z\gamma$. We require the following bounds on the parameter space:

$$3 \text{ fb} \lesssim \sigma_{\gamma\gamma\gamma\gamma, \gamma\gamma}^{13 \text{ TeV}} \lesssim 13 \text{ fb}, \tag{6}$$

$$\sigma_{\gamma\gamma\gamma\gamma, \gamma\gamma}^{8 \text{ TeV}} \lesssim 1 \text{ fb}, \tag{7}$$

$$\sigma_{WW}^{8 \text{ TeV}} \lesssim 30 \text{ fb}, \tag{8}$$

$$\sigma_{ZZ}^{8\text{TeV}} \lesssim 12 \text{ fb}, \quad (9)$$

where $\sigma_{XXXX}^{13.8\text{TeV}} \equiv \sigma_S \times Br(S \rightarrow XXXX)$ and $\sigma_{YY}^{13.8\text{TeV}} \equiv \sigma_S \times Br(S \rightarrow YY)$. We make sure that $\Gamma_{s \rightarrow aa}$ is the dominant contribution. It should be noted that in this paper for $m_s \gg m_a$ we also make sure that $\Gamma_{s \rightarrow \gamma\gamma}$, $\Gamma_{s \rightarrow WW}$ and $\Gamma_{s \rightarrow ZZ}$ should be suppressed. In addition to it, we also demand that the total decay width of s is $\Gamma_s = 40 \text{ GeV}$. Apart from these constraints, another set of constraints come from the requirement to have collimated pair of photons. In order to achieve this, as mentioned earlier, there are two conditions to take into account. First, the pseudoscalar a should have a suitable decay length l_a so it decays within the electromagnetic calorimeter (ECAL) of a detector. Second, the opening angle α between the collimated photons in the Lab frame should be $\alpha \lesssim 4.6/\gamma$, here γ is boost factor. It was shown in Refs.[6, 18], with this opening angle $\sim 90\%$ of pseudoscalar a can decay into collimated pair of photons. It should be noted that the CMS ECAL has a resolution of $\Delta\eta \times \Delta\phi = 0.0174 \times 0.0174$ and has radius $R = 1.3$ meters [26] while for ATLAS has a resolution of $\Delta\eta \times \Delta\phi = 0.025 \times 0.025$ and has radius $R = 1.5$ meters [27, 28]. For simplicity, if we assume that a decays in the perpendicular direction to the beam, we can have constrain on R and $\Delta\eta$ [18]:

$$1 - \frac{375}{m_a \Gamma_{a \rightarrow \gamma\gamma} R} > 0, \quad (10)$$

$$\Delta\eta_a \approx \frac{4.6 m_a}{375} - \frac{4.6}{\Gamma_{a \rightarrow \gamma\gamma} R} \leq \Delta\eta, \quad (11)$$

where m_a is the mass of pseudoscalar, $\Gamma_{a \rightarrow \gamma\gamma}$ is the decay width of a into a pair of gammas. Here we note that the decay width of $\Gamma_{a \rightarrow \gamma\gamma}$ is given as

$$\Gamma_{a \rightarrow \gamma\gamma} = \frac{(m_1 \cos^2 \theta_W + m_2 \sin^2 \theta_W)^2 m_a^3}{32\pi F_S^2} \quad (12)$$

while the decay length of a can be written as

$$l_a = \frac{\gamma c}{\Gamma_{a \rightarrow \gamma\gamma}}. \quad (13)$$

where c is the speed of light. Using Eq. (12) in Eq. (13), one can see $l_a \propto F_S^2$ so that F_S cannot be arbitrary large, as we want to have l_a within ECAL. We show our calculations in the top left panel of Fig. 1 in $m_1 - m_2$ plane. In these calculations, we estimate $F_S = \frac{F_{max}(m_1, m_2)}{100}$ such that $l_a < R$. We apply the constraints shown in Eqs. (6)-(9) and we take the CMS ECAL radius $R = 1.3$ meters and $\Delta\eta = 0.017$ to restrict l_a and $\Delta\eta_a$. We show $\sigma_{\gamma\gamma\gamma\gamma}^{13\text{TeV}} \lesssim 13 \text{ fb}$, $\sigma_{\gamma\gamma\gamma\gamma}^{13\text{TeV}} \gtrsim 3 \text{ fb}$ as blue and red dashed lines, while $\sigma_{\gamma\gamma\gamma\gamma}^{8\text{TeV}} \lesssim 1 \text{ fb}$. The allowed region is shown in red color. Here we want to make a comment that since we have considered F_S as a linear function of m_1 and m_2 , the couplings $\frac{m_1}{2\sqrt{2}F_S} \rightarrow \text{constant}$ and $\frac{m_2}{2\sqrt{2}F_S} \rightarrow \text{constant}$, when $m_i \rightarrow 0$. This is why we see

that the allowed regions is very small for smaller values of m_1 and m_2 but it gains width as m_1 and m_2 increases. Here we also note that $\sigma_{WW,ZZ}^{8\text{TeV}}$ is very small so the constraints $\sigma_{WW}^{8\text{TeV}} \lesssim 30\text{ fb}$ and $\sigma_{ZZ}^{8\text{TeV}} \lesssim 12\text{ fb}$ are not really effective here. For comparison, we also display our calculations for a fixed value of F_S , that is $F_S = 10^6\text{ GeV}^2$. In this case, since the couplings $\frac{m_i}{2\sqrt{2}F_S} \neq 0$, we can expect curves in $m_1 - m_2$ planes as can be seen in the top right panel. Color coding is the same as in the top left panel. Here we see that for $m_2 = 0$, $m_1 \sim [450, 500]\text{ GeV}$ while $m_2 \sim [190, 225]$ for $m_1 = 0$.

In the Case (2) with $m_s \approx m_a$ that is the twin-resonance case, we set $m_s = 750\text{ GeV}$ and $m_a = 710\text{ GeV}$. So s and a can be produced via VBF and then decay into a pair of photons. In this way we can also explain the wide width of the observed resonance by the ATLAS collaboration. Remember that in twin-resonance case, there is no restriction on l_a and $\Delta\eta_s$. Moreover, we also fix $F_S = 10^6\text{ GeV}^2$. It should be noted that in this paper for $m_s \sim m_a$, we make sure to suppress $\Gamma_{s \rightarrow WW}$ and $\Gamma_{s \rightarrow ZZ}$. We show our results for this case in the bottom panel of Fig. 1. Recall that in this case we have diphoton in the final state. For the constraints on diphoton final stated as indicated in Eqs. (6)-(7), we use the color coding is the same as in the top left panel. In this plot we also display $\sigma_{ZZ}^{8\text{TeV}} \lesssim 12\text{ fb}$ in purple color. We note that for $m_1 \sim 0$, the maximal allowed values of m_2 is about 1100 GeV. On the other hand, the maximal allowed value for m_1 is about 450 GeV for $m_2 \sim 0$.

3.2 Sgoldstino Production from Gluon-Gluon Fusion

Now we discuss the effective production of S via gg-fusion (gg-F) and its subsequent decay into photons. Here again, for simplicity, we set the Yukawa couplings to be zero in Eq. (1). Then from the first part of Eq. (1), we see that in addition to couplings shown in Eq. (5), there is also a direct coupling of S to gluon, for $m_3 \neq 0$, and can be given as:

$$\mathcal{L} \supset \frac{m_3}{2\sqrt{2}F_S} G^{a\mu\nu} (-sG_{\mu\nu}^a + a\tilde{G}_{\mu\nu}^a). \quad (14)$$

We vary M_1 and M_3 and keep $M_1 = M_2$ for simplicity. As we discussed above, in this scenario we will consider two possibilities that is when $m_s \gg m_a$ and $m_s \approx m_a$. The processes (i) – (v) indicated above can also be generated via gg-F. In addition to these process, we now also have, $pp \rightarrow gg \rightarrow S \rightarrow gg$. This is why we also demand $\sigma_{gg}^{8\text{TeV}} \lesssim 30\text{ pb}$ in addition to the constraints shown in Eq. (6)-(9). We will use the narrow width approximation in this part of our study. Besides suppressing $\Gamma_{s \rightarrow \gamma\gamma, WW, ZZ, gg}$, we neglect channels such as $\Gamma_{s \rightarrow gg}$ or $\Gamma_{s \rightarrow gggg}$ as they are too large to be fitted here.

We display our results in Fig. 2 in $m_1 - m_3$ plane. Plot in the left panel is for $m_s \gg m_a$. We vary F_S as we do in Section 3.1. For constraints $\sigma_{\gamma\gamma\gamma}^{13,8\text{TeV}}$, the color coding is the same as

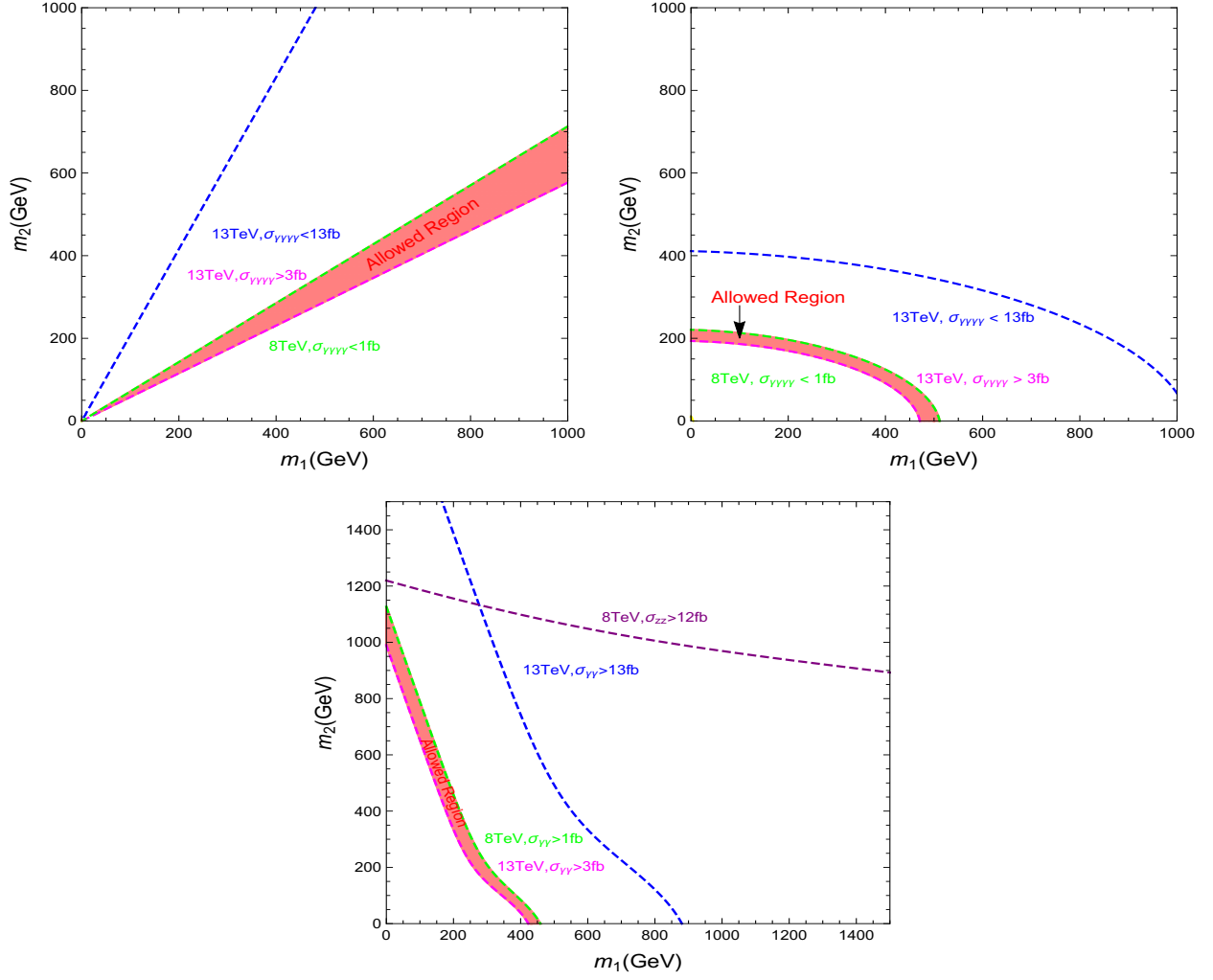


Figure 1: Plots in $m_1 - m_2$ plane. Top Left and right panels for $m_s \gg m_a$. Bottom panel for $m_s \approx m_a$.

in the left panel of Fig. 1. The allowed region of parameter space is shown in red color. Here we see that for the allowed region, $m_1 \sim [400, 600]$ GeV while $m_3 \sim [2500, 4000]$ GeV. Plot in the right panel of Fig. 2 represents the case $m_s \approx m_a$. Similar to Section 3.1, we set $m_s = 750$ GeV and $m_a = 710$ GeV. As Eq. (1) shows, both of the particles can be produced via gg-F and decay into $ZZ, WW, Z\gamma, \gamma\gamma$, we have to consider all the constraints shown in Eqs. (6)-(9) and $\sigma_{gg}^{8\text{TeV}} \lesssim 30$ pb. The color coding is the same as in the right panel of Fig. 1 but now we also display $\sigma_{WW}^{8\text{TeV}} \lesssim 30$ fb in orange color. The allowed parameter space is displayed in red color band. Here it can be seen that $m_1 \sim [50, 250]$ GeV while $m_3 \sim [1800, 5000]$ GeV.

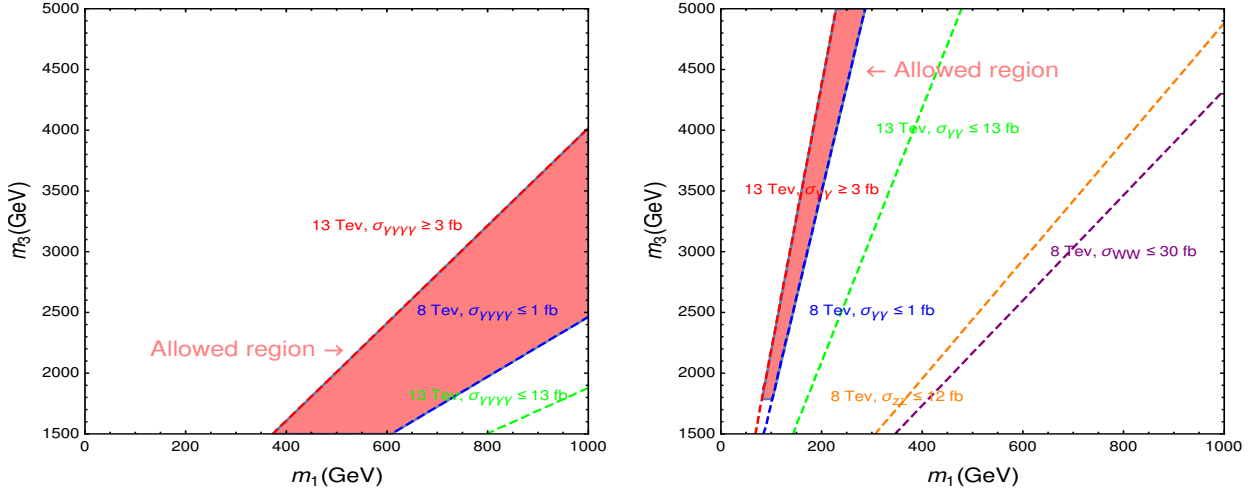


Figure 2: Plots in $m_1 - m_3$ plane. Left panel for $m_s \gg m_a$. Right panel for $m_s \approx m_a$.

3.3 Sgoldstino from Quark-Antiquark Pair Production

In this subsection, we will study the production of sgoldstino S from a quark-antiquark ($q\bar{q}$) pair. We find that in this case if we take $m_{1,2} = 500$ and $F_S = 5 \times 10^6 \text{ GeV}^2$ we can suppress VBF and by choosing $m_3 = 0$, gg-F can be avoided. And then we use second part of Eq. (1) for our study. For simplicity, we assume that the up-type and down-type Yukawa couplings of the first two families are same that is $y_1^U = y_1^D$ and $y_2^U = y_2^D$. In this case too, as we considered earlier, we will assume $m_s \gg m_a$ and $m_s \approx m_a$ and use narrow width approximation. We find that the production cross section $\sigma_{q\bar{q} \rightarrow s}$ is small about 1500 fb at $\sqrt{s} = 8$ TeV. For the case $m_s \gg m_a$ we display our calculations in the left panel of Fig. 3 in $y_1^U - y_2^U$ plane. The color coding is the same as in the left panel of Fig. 2. We see that for $y_1^U = 0$, $y_2^U \sim [2, 2.4]$, while for $y_2^U = 0$, $y_1^U \sim [1.7, 2]$. We show our results for the case when $m_s \approx m_a$ in the right panel of Fig. 3. The color coding is the same as in the right panel of Fig. 3. In this panel we observe that the allowed parameter band is somewhat larger as compared with the left panel. We notice

that the maximal allowed ranges for y_1^U and y_2^U are almost same as $\sim [1.7, 2.2]$. Here we want to comment that since we can have large y^U , this implies large dijet cross section. But we find that in our case the dijet bound is very weak.

Now we discuss a very interesting scenario in which we can explain the large decay width of the resonance, in our case sgoldstino S (either s or a) from $q\bar{q}$ pair production. Let us consider the cross section in the narrow width approximation as follows

$$\sigma_S = \sigma_0 \Gamma(S \rightarrow q\bar{q}), \quad (15)$$

where σ_0 is given by

$$\sigma_0 = \frac{\pi^2}{8M_S} \times \left[\frac{1}{s} \frac{\partial \mathcal{L}_{q\bar{q}}}{\partial \tau} \right],$$

$$\frac{\partial \mathcal{L}_{q\bar{q}}}{\partial \tau} = \int_0^1 dx_1 dx_2 f_g(x_1) f_g(x_2) \delta(x_1 x_2 - \tau),$$

where $\tau = M_S^2/s$ and $\sqrt{s} = 13$ TeV. We find that the value σ_0 is about 26fb/GeV and 110fb/GeV for 8 TeV and 13 TeV LHC respectively in contrast with 1400 fb/GeV for gg-F for 8 TeV LHC. This implies that the decay width $\Gamma(S \rightarrow q\bar{q})$ can be very large. In this way even if the cross section of s or a is not very large, bounds such as $\sigma_{\gamma\gamma}^{13,8\text{TeV}}$ can be accommodated very easily. We presents our calculations in Fig. 4. Here we use $F_S = 8 \times 10^6 \text{ GeV}^2$. We display decay width less than 60 GeV and greater than 40 GeV in black and brown dashed curves. $\sigma_{q\bar{q}}^{8\text{TeV}} \leq 3000\text{fb}$ is shown in blue dashed curve while $\sigma_{\gamma\gamma}^{8\text{TeV}} \leq 3\text{fb}$ is displayed in red dashed curve. Parameter space consistent with all the constraints is shown in red color. It can be seen from the plot that the maximum allowed ranges for y_1^U and y_2^U are almost same that is $\sim [57, 70]$.

4 Summary and Conclusion

The ATLAS and CMS Collaborations have reported an excess of events in diphoton channel with invariant mass of about 750 GeV. With low energy supersymmetry breaking, we systematically studied the sgoldstino scalar S as the new resonance, which is a linear combination of the CP-even scalar s and CP-odd pseudoscalar a . We found that s and a can be degenerated or have large mass splitting, so we considered two cases for all the following three scenarios: (1) Single resonance. s is the 750 GeV resonance decays to a pair of 1 GeV pseudoscalar a . With suitable decay length, these two a decay into collimated pair of photons which cannot be distinguished at the LHC and may appear as diphotons instead of four photons. (2) Twin resonances. $m_s \approx m_a$ with a mass difference of about 40 GeV and both s and a decay into diphoton pairs. For productions, we considered three scenarios: (I) vector boson fusion; (II) gluon gluon

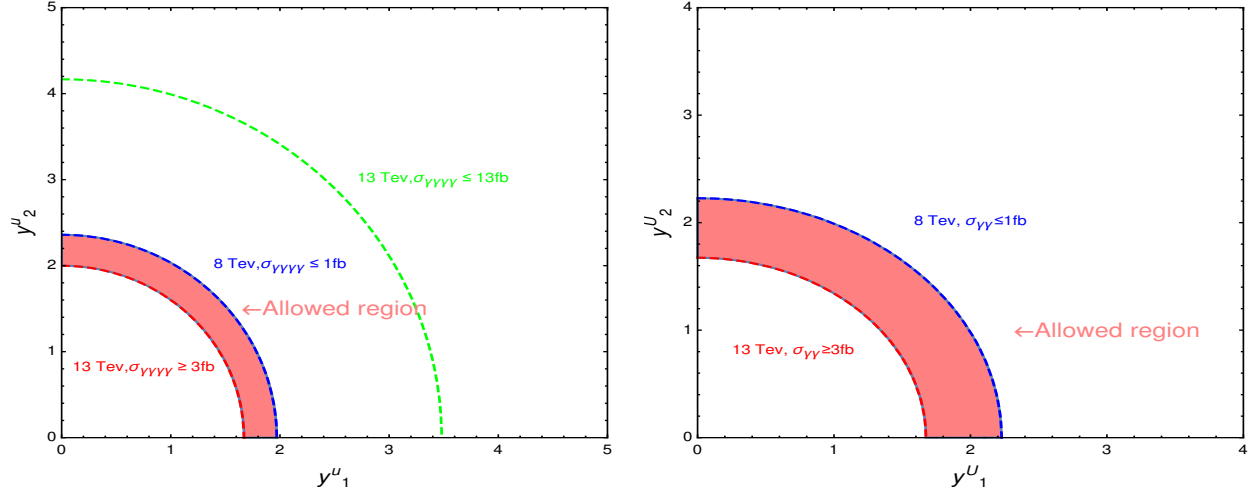


Figure 3: Plots in $y_1^U - y_2^U$ plane. Left panel for $m_s \gg m_a$. Right panel for $m_s \approx m_a$.

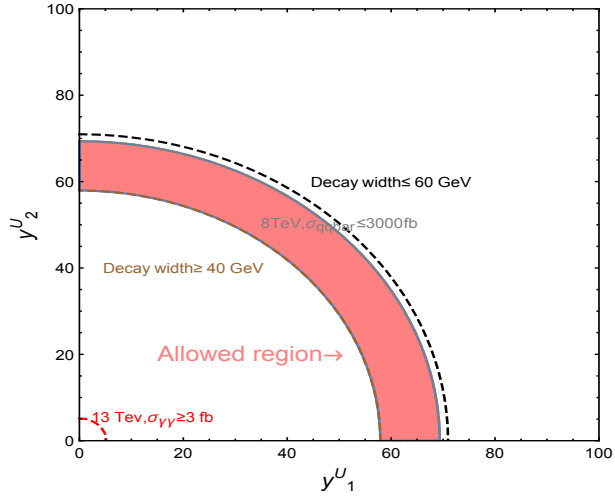


Figure 4: Plots in $y_1^U - y_2^U$ plane.

fusion; (III) $q\bar{q}$ pair production. In the previous literatures, only the second scenario has been studied. In all these scenarios with two kinds of resonances, we found the parameter space that satisfies the diphoton production cross section from 3 to 13 fb and all the other experimental constraints. And we explained the decay width as well. In particular, in the third scenario, we observed that the production cross section is small but the decay width of s or a can be from 40 to 60 GeV.

5 Acknowledgements

This research was supported in part by the Natural Science Foundation of China under grant numbers 11135003, 11275246, 11475238 (TL).

References

- [1] ATLAS note, ATLAS-CONF-2015-081, “Search for resonances decaying to photon pairs in 3.2 fb⁻¹ of pp collisions at $\sqrt{s} = 13$ TeV with the ATLAS detector”.
- [2] CMS note, CMS PAS EXO-15-004, “Search for new physics in high mass diphoton events in proton-proton collisions at 13 TeV”.
- [3] V. Khachatryan *et al.* [CMS Collaboration], Phys. Lett. B **750**, 494 (2015) doi:10.1016/j.physletb.2015.09.062 [arXiv:1506.02301 [hep-ex]].
- [4] G. Aad *et al.* [ATLAS Collaboration], Phys. Rev. Lett. **113**, no. 17, 171801 (2014) doi:10.1103/PhysRevLett.113.171801 [arXiv:1407.6583 [hep-ex]].
- [5] Y. Mambrini, G. Arcadi and A. Djouadi, arXiv:1512.04913 [hep-ph]. D. Buttazzo, A. Greljo and D. Marzocca, arXiv:1512.04929 [hep-ph]. Y. Nakai, R. Sato and K. Tobioka, arXiv:1512.04924 [hep-ph]. K. Harigaya and Y. Nomura, arXiv:1512.04850 [hep-ph]. R. Franceschini *et al.*, arXiv:1512.04933 [hep-ph]. S. Di Chiara, L. Marzola and M. Raidal, arXiv:1512.04939 [hep-ph]. A. Pilaftsis, arXiv:1512.04931 [hep-ph]. V. M. Abazov *et al.* [D0 Collaboration], arXiv:1512.05291 [hep-ex]. J. Ellis, S. A. R. Ellis, J. Quevillon, V. Sanz and T. You, arXiv:1512.05327 [hep-ph]. E. Molinaro, F. Sannino and N. Vignaroli, arXiv:1512.05334 [hep-ph]. T. Higaki, K. S. Jeong, N. Kitajima and F. Takahashi, arXiv:1512.05295 [hep-ph]. S. D. McDermott, P. Meade and H. Ramani, arXiv:1512.05326 [hep-ph]. B. Dutta, Y. Gao, T. Ghosh, I. Gogoladze and T. Li, arXiv:1512.05439 [hep-ph]. Q. H. Cao, Y. Liu, K. P. Xie, B. Yan and D. M. Zhang, arXiv:1512.05542 [hep-ph]. S. Matsuzaki and K. Yamawaki, arXiv:1512.05564 [hep-ph].

A. Kobakhidze, F. Wang, L. Wu, J. M. Yang and M. Zhang, arXiv:1512.05585 [hep-ph].
 P. Cox, A. D. Medina, T. S. Ray and A. Spray, arXiv:1512.05618 [hep-ph]. A. Ahmed,
 B. M. Dillon, B. Grzadkowski, J. F. Gunion and Y. Jiang, arXiv:1512.05771 [hep-
 ph]. R. Martinez, F. Ochoa and C. F. Sierra, arXiv:1512.05617 [hep-ph]. J. M. No,
 V. Sanz and J. Setford, arXiv:1512.05700 [hep-ph]. W. Chao, R. Huo and J. H. Yu,
 arXiv:1512.05738 [hep-ph]. S. Fichtel, G. von Gersdorff and C. Royon, arXiv:1512.05751
 [hep-ph]. D. Curtin and C. B. Verhaaren, arXiv:1512.05753 [hep-ph]. L. Bian, N. Chen,
 D. Liu and J. Shu, arXiv:1512.05759 [hep-ph]. J. Chakraborty, A. Choudhury,
 P. Ghosh, S. Mondal and T. Srivastava, arXiv:1512.05767 [hep-ph]. C. Csaki, J. Hu-
 bisz and J. Terning, arXiv:1512.05776 [hep-ph]. A. Falkowski, O. Slone and T. Volan-
 sky, arXiv:1512.05777 [hep-ph]. D. Aloni, K. Blum, A. Dery, A. Efrati and Y. Nir,
 arXiv:1512.05778 [hep-ph]. Y. Bai, J. Berger and R. Lu, arXiv:1512.05779 [hep-ph].
 R. Benbrik, C. H. Chen and T. Nomura, arXiv:1512.06028 [hep-ph]. J. S. Kim, J. Reuter,
 K. Rolbiecki and R. R. de Austri, arXiv:1512.06083 [hep-ph]. E. Gabrielli, K. Kan-
 nike, B. Mele, M. Raidal, C. Spethmann and H. Veerme, arXiv:1512.05961 [hep-ph].
 A. Alves, A. G. Dias and K. Sinha, arXiv:1512.06091 [hep-ph]. E. Megias, O. Pujolas and
 M. Quiros, arXiv:1512.06106 [hep-ph]. L. M. Carpenter, R. Colburn and J. Goodman,
 arXiv:1512.06107 [hep-ph]. J. Bernon and C. Smith, arXiv:1512.06113 [hep-ph]. M. Dhuria
 and G. Goswami, arXiv:1512.06782 [hep-ph]. M. T. Arun and P. Saha, arXiv:1512.06335
 [hep-ph]. C. Han, H. M. Lee, M. Park and V. Sanz, arXiv:1512.06376 [hep-ph]. S. Chang,
 arXiv:1512.06426 [hep-ph]. H. Han, S. Wang and S. Zheng, arXiv:1512.06562 [hep-ph].
 J. Chang, K. Cheung and C. T. Lu, arXiv:1512.06671 [hep-ph]. D. Bardhan, D. Bha-
 tia, A. Chakraborty, U. Maitra, S. Raychaudhuri and T. Samui, arXiv:1512.06674 [hep-
 ph]. T. F. Feng, X. Q. Li, H. B. Zhang and S. M. Zhao, arXiv:1512.06696 [hep-ph].
 W. Liao and H. q. Zheng, arXiv:1512.06741 [hep-ph]. W. S. Cho, D. Kim, K. Kong,
 S. H. Lim, K. T. Matchev, J. C. Park and M. Park, arXiv:1512.06824 [hep-ph].
 D. Barducci, A. Goudelis, S. Kulkarni and D. Sengupta, arXiv:1512.06842 [hep-ph].
 W. Chao, arXiv:1512.06297 [hep-ph]. I. Chakraborty and A. Kundu, arXiv:1512.06508
 [hep-ph]. X. F. Han and L. Wang, arXiv:1512.06587 [hep-ph]. O. Antipin, M. Mo-
 jaza and F. Sannino, arXiv:1512.06708 [hep-ph]. F. Wang, L. Wu, J. M. Yang and
 M. Zhang, arXiv:1512.06715 [hep-ph]. J. Cao, C. Han, L. Shang, W. Su, J. M. Yang
 and Y. Zhang, arXiv:1512.06728 [hep-ph]. F. P. Huang, C. S. Li, Z. L. Liu and Y. Wang,
 arXiv:1512.06732 [hep-ph]. J. J. Heckman, arXiv:1512.06773 [hep-ph]. X. J. Bi, Q. F. Xi-
 ang, P. F. Yin and Z. H. Yu, arXiv:1512.06787 [hep-ph]. J. S. Kim, K. Rolbiecki and
 R. R. de Austri, arXiv:1512.06797 [hep-ph]. L. Berthier, J. M. Cline, W. Shepherd

and M. Trott, arXiv:1512.06799 [hep-ph]. J. M. Cline and Z. Liu, arXiv:1512.06827 [hep-ph]. M. Bauer and M. Neubert, arXiv:1512.06828 [hep-ph]. P. S. B. Dev and D. Teresi, arXiv:1512.07243 [hep-ph]. J. de Blas, J. Santiago and R. Vega-Morales, arXiv:1512.07229 [hep-ph]. S. M. Boucenna, S. Morisi and A. Vicente, arXiv:1512.06878 [hep-ph]. C. W. Murphy, arXiv:1512.06976 [hep-ph]. A. E. C. Hernandez and I. Nisandzic, arXiv:1512.07165 [hep-ph]. U. K. Dey, S. Mohanty and G. Tomar, arXiv:1512.07212 [hep-ph]. Q. H. Cao, S. L. Chen and P. H. Gu, arXiv:1512.07541 [hep-ph]. J. Gu and Z. Liu, arXiv:1512.07624 [hep-ph]. W. C. Huang, Y. L. S. Tsai and T. C. Yuan, arXiv:1512.07268 [hep-ph]. S. Moretti and K. Yagyu, arXiv:1512.07462 [hep-ph]. K. M. Patel and P. Sharma, arXiv:1512.07468 [hep-ph]. M. Badziak, arXiv:1512.07497 [hep-ph]. S. Chakraborty, A. Chakraborty and S. Raychaudhuri, arXiv:1512.07527 [hep-ph]. M. Cveti, J. Halverson and P. Langacker, arXiv:1512.07622 [hep-ph]. K. Das and S. K. Rai, arXiv:1512.07789 [hep-ph]. K. Cheung, P. Ko, J. S. Lee, J. Park and P. Y. Tseng, arXiv:1512.07853 [hep-ph]. H. Davoudiasl and C. Zhang, arXiv:1512.07672 [hep-ph]. J. Liu, X. P. Wang and W. Xue, arXiv:1512.07885 [hep-ph]. J. Zhang and S. Zhou, arXiv:1512.07889 [hep-ph]. L. J. Hall, K. Harigaya and Y. Nomura, arXiv:1512.07904 [hep-ph]. H. Han, S. Wang and S. Zheng, arXiv:1512.07992 [hep-ph]. J. C. Park and S. C. Park, arXiv:1512.08117 [hep-ph]. H. An, C. Cheung and Y. Zhang, arXiv:1512.08378 [hep-ph]. F. Wang, W. Wang, L. Wu, J. M. Yang and M. Zhang, arXiv:1512.08434 [hep-ph]. Q. H. Cao, Y. Liu, K. P. Xie, B. Yan and D. M. Zhang, arXiv:1512.08441 [hep-ph]. J. Gao, H. Zhang and H. X. Zhu, arXiv:1512.08478 [hep-ph]. P. S. B. Dev, R. N. Mohapatra and Y. Zhang, arXiv:1512.08507 [hep-ph]. A. Salvio and A. Mazumdar, arXiv:1512.08184 [hep-ph]. M. Son and A. Urbano, arXiv:1512.08307 [hep-ph]. H. An, C. Cheung and Y. Zhang, arXiv:1512.08378 [hep-ph]. F. Wang, W. Wang, L. Wu, J. M. Yang and M. Zhang, arXiv:1512.08434 [hep-ph]. Q. H. Cao, Y. Liu, K. P. Xie, B. Yan and D. M. Zhang, arXiv:1512.08441 [hep-ph]. J. Gao, H. Zhang and H. X. Zhu, arXiv:1512.08478 [hep-ph]. P. S. B. Dev, R. N. Mohapatra and Y. Zhang, arXiv:1512.08507 [hep-ph]. Y. L. Tang and S. h. Zhu, arXiv:1512.08323 [hep-ph]. J. Cao, F. Wang and Y. Zhang, arXiv:1512.08392 [hep-ph]. C. Cai, Z. H. Yu and H. H. Zhang, arXiv:1512.08440 [hep-ph]. W. Chao, arXiv:1512.08484 [hep-ph]. L. A. Anchordoqui, I. Antoniadis, H. Goldberg, X. Huang, D. Lust and T. R. Taylor, arXiv:1512.08502 [hep-ph]. N. Bizot, S. Davidson, M. Frigerio and J.-L. Kneur, arXiv:1512.08508 [hep-ph]. D. Palle, arXiv:1601.00618 [physics.gen-ph]. L. E. Ibanez and V. Martin-Lozano, arXiv:1512.08777 [hep-ph]. Y. Hamada, T. Noumi, S. Sun and G. Shiu, arXiv:1512.08984 [hep-ph]. X. J. Huang, W. H. Zhang and Y. F. Zhou, arXiv:1512.08992 [hep-ph]. C. W. Chi-

ang, M. Ibe and T. T. Yanagida, arXiv:1512.08895 [hep-ph]. S. K. Kang and J. Song, arXiv:1512.08963 [hep-ph]. S. Kanemura, K. Nishiwaki, H. Okada, Y. Orikasa, S. C. Park and R. Watanabe, arXiv:1512.09048 [hep-ph]. S. Kanemura, N. Machida, S. Odori and T. Shindou, arXiv:1512.09053 [hep-ph]. I. Low and J. Lykken, arXiv:1512.09089 [hep-ph]. A. E. C. Hernandez, arXiv:1512.09092 [hep-ph]. Y. Jiang, Y. Y. Li and T. Liu, arXiv:1512.09127 [hep-ph]. K. Kaneta, S. Kang and H. S. Lee, arXiv:1512.09129 [hep-ph]. L. Marzola, A. Racioppi, M. Raidal, F. R. Urban and H. Veerme, arXiv:1512.09136 [hep-ph]. E. Ma, arXiv:1512.09159 [hep-ph]. A. Dasgupta, M. Mitra and D. Borah, arXiv:1512.09202 [hep-ph]. S. Jung, J. Song and Y. W. Yoon, arXiv:1601.00006 [hep-ph]. C. T. Potter, arXiv:1601.00240 [hep-ph]. E. Palti, arXiv:1601.00285 [hep-ph]. T. Nomura and H. Okada, arXiv:1601.00386 [hep-ph]. P. Ko, Y. Omura and C. Yu, arXiv:1601.00586 [hep-ph]. X. F. Han, L. Wang, L. Wu, J. M. Yang and M. Zhang, arXiv:1601.00534 [hep-ph]. K. Ghorbani and H. Ghorbani, arXiv:1601.00602 [hep-ph]. U. Danielsson, R. Enberg, G. Ingelman and T. Mandal, arXiv:1601.00624 [hep-ph]. W. Chao, arXiv:1601.00633 [hep-ph]. C. Csaki, J. Hubisz, S. Lombardo and J. Terning, arXiv:1601.00638 [hep-ph]. A. Karozas, S. F. King, G. K. Leontaris and A. K. Meadowcroft, arXiv:1601.00640 [hep-ph]. A. E. C. Hernandez, I. d. M. Varzielas and E. Schumacher, arXiv:1601.00661 [hep-ph]. T. Modak, S. Sadhukhan and R. Srivastava, arXiv:1601.00836 [hep-ph]. F. F. Deppisch, C. Hati, S. Patra, P. Pritimita and U. Sarkar, arXiv:1601.00952 [hep-ph]. H. Ito, T. Moroi and Y. Takaesu, arXiv:1601.01144 [hep-ph]. H. Zhang, arXiv:1601.01355 [hep-ph]. A. Berlin, arXiv:1601.01381 [hep-ph]. F. D'Eramo, J. de Vries and P. Panci, arXiv:1601.01571 [hep-ph]. S. Bhattacharya, S. Patra, N. Sahoo and N. Sahu, arXiv:1601.01569 [hep-ph]. I. Sahin, arXiv:1601.01676 [hep-ph]. S. Fichet, G. von Gersdorff and C. Royon, arXiv:1601.01712 [hep-ph]. D. Borah, S. Patra and S. Sahoo, arXiv:1601.01828 [hep-ph]. D. Stolarski and R. Vega-Morales, arXiv:1601.02004 [hep-ph]. P. Ko and T. Nomura, arXiv:1601.02490 [hep-ph]. J. Cao, L. Shang, W. Su, Y. Zhang and J. Zhu, arXiv:1601.02570 [hep-ph]. M. Fabbrichesi and A. Urbano, arXiv:1601.02447 [hep-ph]. C. Hati, arXiv:1601.02457 [hep-ph]. R. Ding, Z. L. Han, Y. Liao and X. D. Ma, arXiv:1601.02714 [hep-ph]. J. H. Davis, M. Fairbairn, J. Heal and P. Tunney, arXiv:1601.03153 [hep-ph]. I. Dorsner, S. Fajfer and N. Kosnik, arXiv:1601.03267 [hep-ph]. A. Djouadi, J. Ellis, R. Godbole and J. Quevillon, arXiv:1601.03696 [hep-ph]. A. E. Faraggi and J. Rizos, arXiv:1601.03604 [hep-ph]. A. Ghoshal, arXiv:1601.04291 [hep-ph]. T. Nomura and H. Okada, arXiv:1601.04516 [hep-ph]. W. Chao, arXiv:1601.04678 [hep-ph]. M. R. Buckley, arXiv:1601.04751 [hep-ph]. X. F. Han, L. Wang and J. M. Yang, arXiv:1601.04954 [hep-ph]. H. Okada

- and K. Yagyu, arXiv:1601.05038 [hep-ph]. D. B. Franzosi and M. T. Frandsen, arXiv:1601.05357 [hep-ph]. A. Martini, K. Mawatari and D. Sengupta, arXiv:1601.05729 [hep-ph]. Q. H. Cao, Y. Q. Gong, X. Wang, B. Yan and L. L. Yang, arXiv:1601.06374 [hep-ph]. C. W. Chiang and A. L. Kuo, arXiv:1601.06394 [hep-ph]. U. Aydemir and T. Mandal, arXiv:1601.06761 [hep-ph]. S. Abel and V. V. Khoze, arXiv:1601.07167 [hep-ph]. L. A. Harland-Lang, V. A. Khoze and M. G. Ryskin, arXiv:1601.07187 [hep-ph]. S. F. King and R. Nevzorov, arXiv:1601.07242 [hep-ph]. J. Kawamura and Y. Omura, arXiv:1601.07396 [hep-ph]. B. J. Kavanagh, arXiv:1601.07330 [hep-ph]. T. Nomura and H. Okada, arXiv:1601.07339 [hep-ph]. C. Q. Geng and D. Huang, arXiv:1601.07385 [hep-ph]. I. Ben-Dayana and R. Brustein, arXiv:1601.07564 [hep-ph]. P. Anastasopoulos and M. Bianchi, arXiv:1601.07584 [hep-th].
- [6] M. Chala, M. Duerr, F. Kahlhoefer and K. Schmidt-Hoberg, arXiv:1512.06833 [hep-ph].
 - [7] A. Angelescu, A. Djouadi and G. Moreau, arXiv:1512.04921 [hep-ph].
 - [8] R. S. Gupta, S. Jger, Y. Kats, G. Perez and E. Stamou, arXiv:1512.05332 [hep-ph].
 - [9] W. Altmannshofer, J. Galloway, S. Gori, A. L. Kagan, A. Martin and J. Zupan, arXiv:1512.07616 [hep-ph].
 - [10] R. Ding, L. Huang, T. Li and B. Zhu, arXiv:1512.06560 [hep-ph].
 - [11] S. Knapen, T. Melia, M. Papucci and K. Zurek, arXiv:1512.04928 [hep-ph].
 - [12] P. Agrawal, J. Fan, B. Heidenreich, M. Reece and M. Strassler, arXiv:1512.05775 [hep-ph].
 - [13] B. Dutta, Y. Gao, T. Ghosh, I. Gogoladze, T. Li, Q. Shafi and J. W. Walker, arXiv:1601.00866 [hep-ph].
 - [14] C. Petersson and R. Torre, arXiv:1512.05333 [hep-ph].
 - [15] B. Bellazzini, R. Franceschini, F. Sala and J. Serra, arXiv:1512.05330 [hep-ph].
 - [16] S. V. Demidov and D. S. Gorbunov, arXiv:1512.05723 [hep-ph].
 - [17] J. A. Casas, J. R. Espinosa and J. M. Moreno, arXiv:1512.07895 [hep-ph].
 - [18] X. J. Bi *et al.*, arXiv:1512.08497 [hep-ph].
 - [19] A. Alloul, N. D. Christensen, C. Degrande, C. Duhr and B. Fuks, Comput. Phys. Commun. **185**, 2250 (2014) doi:10.1016/j.cpc.2014.04.012 [arXiv:1310.1921 [hep-ph]].

- [20] C. Degrande, C. Duhr, B. Fuks, D. Grellscheid, O. Mattelaer and T. Reiter, Comput. Phys. Commun. **183**, 1201 (2012) [arXiv:1108.2040 [hep-ph]].
- [21] J. Alwall, M. Herquet, F. Maltoni, O. Mattelaer and T. Stelzer, JHEP **1106**, 128 (2011) [arXiv:1106.0522 [hep-ph]]; J. Alwall, R. Frederix, S. Frixione, V. Hirschi, F. Maltoni, O. Mattelaer, H.-S. Shao and T. Stelzer *et al.*, JHEP **1407**, 079 (2014) [arXiv:1405.0301 [hep-ph]].
- [22] <https://mstwpdf.hepforge.org/>
- [23] K. Benakli and M. D. Goodsell, Nucl. Phys. B **840**, 1 (2010) doi:10.1016/j.nuclphysb.2010.06.018 [arXiv:1003.4957 [hep-ph]].
- [24] A. Azatov, R. Contino, G. Panico and M. Son, Phys. Rev. D **92**, no. 3, 035001 (2015) [arXiv:1502.00539 [hep-ph]].
- [25] P. M. Nadolsky, H. L. Lai, Q. H. Cao, J. Huston, J. Pumplin, D. Stump, W. K. Tung and C.-P. Yuan, Phys. Rev. D **78**, 013004 (2008) doi:10.1103/PhysRevD.78.013004 [arXiv:0802.0007 [hep-ph]].
- [26] V. Khachatryan *et al.* [CMS Collaboration], JINST **10**, no. 08, P08010 (2015) doi:10.1088/1748-0221/10/08/P08010 [arXiv:1502.02702 [physics.ins-det]].
- [27] G. Aad *et al.* [ATLAS Collaboration], arXiv:0901.0512 [hep-ex].
- [28] G. Aad *et al.* [ATLAS Collaboration], Phys. Rev. D **83**, 052005 (2011) doi:10.1103/PhysRevD.83.052005 [arXiv:1012.4389 [hep-ex]].