

Detection of Cooperative Interactions in Logistic Regression Models

Easton Li Xu, *Member, IEEE*, Xiaoning Qian, *Member, IEEE*, Tie Liu, *Senior Member, IEEE*,
and Shuguang Cui, *Fellow, IEEE*

Abstract—An important problem in the field of bioinformatics is to identify interactive effects among profiled variables for outcome prediction. In this paper, a simple logistic regression model with pairwise interactions among a set of binary covariates is considered. Modeling the structure of the interactions by a graph, our goal is to recover the interaction graph from independently identically distributed (i.i.d.) samples of the covariates and the outcome.

When viewed as a feature selection problem, a simple quantity called *influence* is proposed as a measure of the marginal effects of the interaction terms on the outcome. For the case when the underlying interaction graph is known to be acyclic, it is shown that a simple algorithm that is based on a maximum-weight spanning tree with respect to the plug-in estimates of the influences not only has strong theoretical performance guarantees, but can also significantly outperform generic feature selection algorithms for recovering the interaction graph from i.i.d. samples of the covariates and the outcome.

I. INTRODUCTION

Consider a regression problem with d independent covariates x_1, \dots, x_d and a binary outcome variable y . The covariates are assumed to be uniformly distributed over $\{+1, -1\}$, and the conditional probabilities of the outcome given the covariates are assumed to be logistic:

$$\Pr(y = +1 | x_V = x_V) = \sigma\left(\sum_{\{i,j\} \in E} \beta_{\{i,j\}} x_i x_j\right), \quad (1)$$

$$\Pr(y = -1 | x_V = x_V) = \sigma\left(-\sum_{\{i,j\} \in E} \beta_{\{i,j\}} x_i x_j\right) \quad (2)$$

for some real constants $\beta_{\{i,j\}}$'s, where $V := \{1, \dots, d\}$, $E := \{\{i,j\} : i, j \in V, i \neq j\}$, $x_V := (x_i : i \in V)$, and $\sigma(x) := e^x / (1 + e^x)$ is the sigmoid function. It is straightforward to verify that $\sigma(x) + \sigma(-x) = 1$ for any $x \in \mathbb{R}$, so we have $\Pr(y = +1 | x_V = x_V) + \Pr(y = -1 | x_V = x_V) = 1$ for any $x_V \in \{+1, -1\}^d$.

For any two distinct $i, j \in V$, we say that the covariates x_i and x_j *interact* if and only if $\beta_{i,j} \neq 0$. Let $G = (V, I)$ be a simple graph with the vertex set V and edge set $I := \{\{i,j\} \in E : \beta_{i,j} \neq 0\}$. Then G captures all pairwise interactions between the covariates in determining the odds of the outcome of interest. Our goal is to recover the graph G from independently identically distributed (i.i.d.) samples of (x_V, y) .

Our main motivation for considering the above pairwise interaction problem is from computational biology, where each

covariate x_i represents the expression of a biomarker (a gene or an environmental factor), and the variable y represents the phenotypic outcome with respect to a specific phenotype. In computational biology, many complex diseases, such as cancer and diabetes, are conjectured to have complicated underlying disease mechanisms [1]–[8]. Multiple candidate risk factors, either genetic or environmental, and their interactions are known to play critical roles in triggering and determining the development of a large family of diseases [1]–[8]. Identifying interactive effects among profiled variables not only helps with more accurate identification of critical risk factors for outcome prediction, but also helps reveal functional interactions and understand aberrant system changes that are specifically related to the outcome for effective systems intervention. Our model, of course, is a simplified one from real-world situations, and is studied here since it captures some essential features of the problem (as we shall see shortly) while being relatively simple.

Note that if we let

$$z_{\{i,j\}} := x_i x_j, \quad \forall \{i,j\} \in E \quad (3)$$

and consider $z_{\{i,j\}}$'s (instead of x_i 's) as the covariates, then the problem of recovering the graph G can be viewed as a *feature selection* problem in statistics and machine learning. In [9], a basic approach for feature selection is to first use Shannon's mutual information [10] to measure the *marginal* effects of the covariates on the outcome, and then select the features based on the ranking of the mutual information. More advanced approaches such as the immensely popular mRMR method [11] make incremental selections while taking into account both the relevance to the outcome and the redundancy among the selected features. However, even though Shannon's mutual information provides a compact and model-free measure of correlation between the covariates and the outcome, which is well accepted in the statistics and computational biology communities, it is a complex function of the underlying joint distribution and hence difficult to analyze and estimate from limited data samples. As a result, when applied to specific regression models, the performance of the generic feature selection algorithms is usually difficult to characterize.

Motivated by the recent progress on learning Ising models over arbitrary graphs [12], in this paper we propose a quantity called *influence* as a measure of the marginal effects of $z_{\{i,j\}}$'s on the outcome y . Compared with Shannon's mutual information, influence is a simple function of the low-order joint probabilities between x_i 's and the outcome y , and hence is much easier to analyze and estimate. When the underlying graph G

E. L. Xu, X. Qian, T. Liu and S. Cui are with the Department of Electrical and Computer Engineering, Texas A&M University, College Station, TX 77843 USA (e-mails: {eastonlixu, xqian, tieliu, cui}@tamu.edu).

is known to be *acyclic*, we show that, a simple algorithm that is based on a maximum-weight spanning tree with respect to the “plug-in” estimate of the influences and followed by simple thresholding operations, not only has strong theoretical performance guarantees, but can also significantly outperform the generic feature selection algorithms for recovering G from i.i.d. samples of (x_V, y) .

The rest of the paper is organized as follows. In Section II, we show that any acyclic G can be identified from the influences of $z_{\{i,j\}}$ ’s on the outcome y . Building on the results from Section II, in Section III we show that any acyclic G can be recovered with probability at least $1 - \epsilon$ from n i.i.d. samples of (x_V, y) , where $n = \Theta(d \log(d/\epsilon))$. In Section IV, we use computer simulations to demonstrate that the proposed algorithm can significantly outperform the generic feature selection algorithms. Finally, in Section VI we conclude the paper with some remarks.

Notation. Random variables are written in serif font, and sets are written in capital letters.

II. IDENTIFICATION OF THE COOPERATIVE INTERACTIONS FROM LOW-ORDER JOINT PROBABILITIES

Our main result in this section is to show that any *acyclic* G can be identified from the low-order joint probabilities $(p(x_i, x_j, y) : \{i, j\} \in E)$. Towards this goal, let w be a weight assignment over E given by:

$$w_{\{i,j\}} := |\Pr(y = +1 | x_i = +1, x_j = +1) - \Pr(y = -1 | x_i = +1, x_j = +1)| \quad (4)$$

$$= |2\Pr(y = +1 | x_i = +1, x_j = +1) - 1| \quad (5)$$

$$= |8\Pr(x_i = +1, x_j = +1, y = +1) - 1| \quad (6)$$

for any $\{i, j\} \in E$. Here, (5) follows from the fact that

$$\begin{aligned} & \Pr(y = +1 | x_i = +1, x_j = +1) + \\ & \Pr(y = -1 | x_i = +1, x_j = +1) = 1 \end{aligned}$$

and (6) is due to the fact that $\Pr(x_i = +1, x_j = +1) = 1/4$.

The following proposition helps to clarify the meaning of the weight assignment w as defined in (4).

Proposition 1 (Influence): Assume that $G = (V, I)$ is acyclic. We have

$$w_{\{i,j\}} = |\Pr(y = +1 | x_i = +1, x_j = +1) - \Pr(y = +1 | x_i = +1, x_j = -1)| \quad (7)$$

for any $\{i, j\} \in E$.

Proof: See Section V-A. ■

By (7), $w_{\{i,j\}}$ indicates whether the product $z_{\{i,j\}} = x_i x_j$ has any *influence* on the event $y = +1$ and hence can be a useful indication on whether $\{i, j\} \in I$. This intuition is partially justified by the following proposition.

Proposition 2 (Direct influence): Assume that $G = (V, I)$ is acyclic. We have $w_{\{i,j\}} > 0$ for any $\{i, j\} \in I$.

Proof: See Section V-B. ■

We say that the product $z_{\{i,j\}} = x_i x_j$ has a *direct influence* on the outcome y if $\{i, j\} \in I$. The above proposition guarantees that direct influences are strictly positive when G is

acyclic. The following proposition provides a *partial* converse to Proposition 2.

Proposition 3 (Zero influence): Assume that $G = (V, I)$ is acyclic. Then for any two distinct $i, j \in V$, we have $w_{\{i,j\}} = 0$ if i and j are disconnected in G , or the unique path between i and j in G has an even length.

Proof: See Section V-C. ■

Theorem 1 (Union of stars): Assume that each connected component of $G = (V, I)$ is a star. Then for any two distinct $i, j \in V$, we have $\{i, j\} \in I$ if and only if $w_{\{i,j\}} > 0$.

Proof: This follows immediately from Propositions 2 and 3 and the fact that if each connected component of G is a star (which implies that G is acyclic), then any two distinct $i, j \in V$ such that $\{i, j\} \notin I$ must be either disconnected (if they belong to two different connected components) or connected by a unique path of length two (if they belong to the same connected component) in G . ■

The following example, however, shows that the converse of Proposition 2 is *not* true in general. Consider $d = 4$, $I = \{\{1, 2\}, \{2, 3\}, \{3, 4\}\}$, and $\beta_{\{1,2\}} = \beta_{\{2,3\}} = \beta_{\{3,4\}} = 1$. Note that the graph $G = (V, I)$ here is acyclic and the unique path between 1 and 4 is of length three. It is straightforward to calculate that

$$w_{\{1,4\}} = \frac{(e-1)^3}{2(e^3+1)} > 0,$$

even though $\{1, 4\} \notin I$.

For any $\{i, j\} \in E \setminus I$, we say that the product $z_{\{i,j\}} = x_i x_j$ has an *indirect influence* on the outcome y if $w_{\{i,j\}} > 0$. Due to the possible existence of indirect influences, unlike the unions of stars, a general acyclic G cannot be recovered via edge-by-edge identifications.

The following proposition, however, shows that indirect influences are *locally* dominated by direct influences.

Proposition 4 (Indirect influence): Assume that $G = (V, I)$ is acyclic, and let $\{\{i_1, i_2\}, \{i_2, i_3\}, \dots, \{i_m, i_{m+1}\}\}$ be a path of length $m \geq 2$ in G . Then, we have $w_{\{i_1, i_{m+1}\}} < w_{\{i_s, i_{s+1}\}}$ for any $s \in \{1, \dots, m\}$.

Proof: Note that when m is even, by Propositions 2 and 3 we have $w_{\{i_1, i_{m+1}\}} = 0 < w_{\{i_s, i_{s+1}\}}$ for any $s \in \{1, \dots, m\}$. Therefore, we only need to consider the cases where m is odd, for which the proof can be found in Appendix V-D. ■

Let $D := \{\{i, j\} \in E : i \text{ and } j \text{ are disconnected in } G\}$. A weight assignment u over E is said to have *strict separation* between I and D if there exists a real constant $\eta \geq 0$ such that $u_{\{i,j\}} > \eta \geq u_{\{k,l\}}$ for any $\{i, j\} \in I$ and $\{k, l\} \in D$. The consequence of strict separation and local dominance is summarized in the following proposition.

Proposition 5: Assume that $G = (V, I)$ is acyclic, let u be a weight assignment over E satisfying: 1) (strict separation) there exists a real constant $\eta \geq 0$ such that $u_{\{i,j\}} > \eta \geq u_{\{k,l\}}$ for any $\{i, j\} \in I$ and $\{k, l\} \in D$; and 2) (local dominance) $u_{\{i_1, i_{m+1}\}} < u_{\{i_s, i_{s+1}\}}$ for any path $\{\{i_1, i_2\}, \{i_2, i_3\}, \dots, \{i_m, i_{m+1}\}\}$ of length $m \geq 2$ in G and any $s \in \{1, \dots, m\}$. Then for any maximum-weight spanning tree $G' = (V, T)$ with respect to the weight assignment u , we have $I = T \cap W$ where $W := \{\{i, j\} \in E : u_{\{i,j\}} > \eta\}$.

Proof: See Section V-E. ■

The following theorem is the main result of this section.

Theorem 2 (Acyclic graphs): Assume that $G = (V, I)$ is acyclic, and let $G' = (V, T)$ be a maximum-weight spanning tree with respect to the weight assignment w as defined in (4). Then, for any two distinct $i, j \in V$ we have $\{i, j\} \in I$ if and only if $\{i, j\} \in T$ and $w_{i,j} > 0$.

Proof: Note that by Propositions 2 and 3, we have $w_{\{i,j\}} > 0 = w_{\{k,l\}}$ for any $\{i, j\} \in I$ and $\{k, l\} \in D$. By Proposition 4, we have $w_{\{i_1, i_{m+1}\}} < w_{\{i_s, i_{s+1}\}}$ for any path $\{\{i_1, i_2\}, \{i_2, i_3\}, \dots, \{i_m, i_{m+1}\}\}$ of length $m \geq 2$ in G and any $s \in \{1, \dots, m\}$. The theorem thus follows directly from Proposition 5 with $u = w$ and $\eta = 0$. ■

III. DETECTION OF THE COOPERATIVE INTERACTIONS FROM LIMITED DATA SAMPLES

Let $(x_V[t], y[t])$, $t = 1, \dots, n$ be n i.i.d. samples of (x_V, y) . To recover the graph G , we shall assign to each $\{i, j\} \in E$ a weight that is based on the *empirical* joint probability:

$$\hat{w}_{\{i,j\}} := \left| \frac{8}{n} \sum_{t=1}^n \mathbb{1}((x_i[t], x_j[t], y[t]) = (+1, +1, +1)) - 1 \right|, \quad (8)$$

where $\mathbb{1}(\cdot)$ is the indicator function. By (6), for any $\{i, j\} \in E$ we have $\hat{w}_{\{i,j\}}$ converging to $w_{\{i,j\}}$ in probability in the limit as $n \rightarrow \infty$. The following simple proposition, which follows directly from the well-known Hoeffding's inequality [13], provides a bound on the rate at which the weight assignment \hat{w} converges *uniformly* to w .

Proposition 6: For any $\{i, j\} \in E$ and $\eta > 0$,

$$\Pr\left(\left|\hat{w}_{\{i,j\}} - w_{\{i,j\}}\right| \geq \eta\right) \leq 2e^{-n\eta^2/32}. \quad (9)$$

Proof: Note that

$$\begin{aligned} \left|\hat{w}_{\{i,j\}} - w_{\{i,j\}}\right| &\leq 8 \left| \Pr(x_i = +1, x_j = +1, y = +1) \right. \\ &\quad \left. - \frac{1}{n} \sum_{t=1}^n \mathbb{1}((x_i[t], x_j[t], y[t]) = (+1, +1, +1)) \right|. \end{aligned}$$

We then finish the proof by applying Hoeffding's inequality [13]. ■

The following propositions, which are generalizations of Propositions 2 and 4 respectively, play a key role in adapting the results of Theorem 2 from the weight assignment w to \hat{w} .

Proposition 7: Assume that $G = (V, I)$ is acyclic and for any $\{i, j\} \in I$ we have $|\beta_{\{i,j\}}| \in [\lambda, \mu]$ for some $\mu \geq \lambda > 0$. Let

$$\gamma := \frac{\sigma(\lambda + 3\mu) - \sigma(-\lambda + 3\mu)}{\sqrt{\pi d/2}} > 0. \quad (10)$$

We have $w_{\{i,j\}} \geq \gamma$ for any $\{i, j\} \in I$.

Proof: See Section V-B. ■

Proposition 8: Assume that $G = (V, I)$ is acyclic and for any $\{i, j\} \in I$ we have $|\beta_{\{i,j\}}| \in [\lambda, \mu]$ for some $\mu \geq \lambda > 0$. We have $w_{\{i_1, i_{m+1}\}} \leq w_{\{i_s, i_{s+1}\}} - \gamma$ for any path $\{\{i_1, i_2\}, \{i_2, i_3\}, \dots, \{i_m, i_{m+1}\}\}$ of length $m \geq 2$ in G and any $s \in \{1, \dots, m\}$, where γ is defined as in (10).

Proof: See Section V-D. ■

Given Propositions 7 and 8, it is clear that if the estimation error $|\hat{w}_{\{i,j\}} - w_{\{i,j\}}|$ is uniformly bounded by $\gamma/2$, an acyclic

G can be recovered from $\{\hat{w}_{\{i,j\}} : \{i, j\} \in E\}$, similar to that from $\{w_{\{i,j\}} : \{i, j\} \in E\}$.

Theorem 3: Assume that $G = (V, I)$ is acyclic and for any $\{i, j\} \in I$ we have $|\beta_{\{i,j\}}| \in [\lambda, \mu]$ for some $\mu \geq \lambda > 0$. Let $G' = (V, T)$ be a maximum-weight spanning tree with respect to the weight assignment \hat{w} . If

$$|\hat{w}_{\{i,j\}} - w_{\{i,j\}}| < \frac{\gamma}{2}, \quad \forall \{i, j\} \in E, \quad (11)$$

then for any two distinct $i, j \in V$ we have $\{i, j\} \in I$ if and only if $\{i, j\} \in T$ and $\hat{w}_{\{i,j\}} > \gamma/2$.

Proof: By Proposition 7, we have $w_{\{i,j\}} \geq \gamma > 0 = w_{\{k,l\}}$ for any $\{i, j\} \in I$ and $\{k, l\} \in D$. Under assumption (11), this implies that $\hat{w}_{\{i,j\}} > \gamma/2 > \hat{w}_{\{k,l\}}$ for any $\{i, j\} \in I$ and $\{k, l\} \in D$. By Proposition 8, we have $w_{\{i_1, i_{m+1}\}} \leq w_{\{i_s, i_{s+1}\}} - \gamma$ for any path $\{\{i_1, i_2\}, \{i_2, i_3\}, \dots, \{i_m, i_{m+1}\}\}$ of length $m \geq 2$ in G and any $s \in \{1, \dots, m\}$. Under assumption (11), this implies that $\hat{w}_{\{i_1, i_{m+1}\}} < \hat{w}_{\{i_s, i_{s+1}\}}$ for any path $\{\{i_1, i_2\}, \{i_2, i_3\}, \dots, \{i_m, i_{m+1}\}\}$ of length $m \geq 2$ in G and any $s \in \{1, \dots, m\}$. The theorem thus follows directly from Proposition 5 with $u = \hat{w}$ and $\eta = \gamma/2$. ■

We then establish the following algorithm to detect G based on Theorem 3.

Algorithm 1:

Input: $(x^d[t], y[t])$, $t = 1, \dots, n$.

Output: $\hat{G} = (V, \hat{I})$.

- 1 For all $1 \leq i < j \leq d$, compute $\hat{w}_{i,j}$ according to (8).
 - 2 Find a maximum-weight spanning tree $\hat{G}' = (V, \hat{T})$ over the vertex set V with respect to the weight assignment $(\hat{w}_{i,j} : 1 \leq i < j \leq d)$.
 - 3 Return $\hat{G} = (V, \hat{I})$ with $\hat{I} = \{\{i, j\} \in \hat{T} : \hat{w}_{i,j} > \frac{\gamma}{2}\}$.
-

The sample complexity of the algorithm is summarized in the following theorem.

Theorem 4: Assume that $G = (V, I)$ is acyclic and for any $\{i, j\} \in I$ we have $|\beta_{i,j}| \in [\lambda, \mu]$ for some $\mu \geq \lambda > 0$. Fix $0 < \epsilon < 1$ and let n be a positive integer such that

$$n \geq \frac{128}{\gamma^2} \log\left(\frac{d^2}{\epsilon}\right) = \frac{64\pi d}{[\sigma(\lambda + 3\mu) - \sigma(-\lambda + 3\mu)]^2} \log\left(\frac{d^2}{\epsilon}\right). \quad (12)$$

Then with probability at least $1 - \epsilon$, the algorithm can successfully detect the graph G from n i.i.d. samples of (x^d, y) .

Proof: By Proposition 6 and Theorem 3, we have

$$\begin{aligned} \Pr(\hat{G} = G) &\geq \Pr\left(\bigcap_{\{i,j\} \in E} \left\{|\hat{w}_{i,j} - w_{i,j}| < \frac{\gamma}{2}\right\}\right) \\ &\geq 1 - d(d-1)e^{-\frac{n\gamma^2}{128}} \geq 1 - d^2 \cdot \frac{\epsilon}{d^2} = 1 - \epsilon. \end{aligned}$$

This completes the proof of the theorem. ■

IV. SIMULATION RESULTS

In order to empirically verify our developed theories and demonstrate the performance of Algorithm 1, we randomly

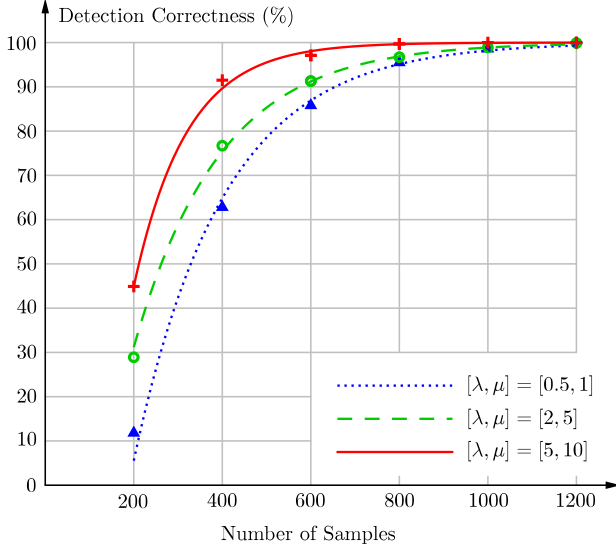


Fig. 1. Detection correctness by Algorithm 1 using different parameter ranges $[\lambda, \mu]$.

generate 1,000 logistic regression models. Each model contains 10 independent covariates and 9 randomly chosen covariate pairs, resulting in an acyclic graph as its underlying interaction network. The value of the corresponding model parameter $\beta_{\{i,j\}}$ for each covariate pair $\{i, j\}$ in the logistic regression model is randomly assigned from a uniform distribution on $[\lambda, \mu]$; here λ and μ are set to different pairs of positive constants with $\lambda < \mu$, modeling the effect sizes of influencing covariate pairs. For each logistic regression model, we generate random training samples of 200, 400, 600, 800, 1,000, and 1,200 data points, each of which consists of an observation of each covariate drawn from a uniform distribution on $\{+1, -1\}$ and the binary outcome from the conditional probability distribution (1) and (2). With these randomly generated training samples of different sizes, we check whether Algorithm 1 can correctly detect all 9 covariate pairs. For each training sample size, we evaluate the performance by the *average detection correctness*, which is the percentage of correctly learned models within these randomly generated 1,000 logistic regression models.

In Fig. 1, we compare the detection correctness using different parameter ranges $[\lambda, \mu] = [0.5, 1]$, $[2, 5]$, or $[5, 10]$. It can be shown that the detection correctness increases as the lower and upper bounds of the parameter range increase. Also, Algorithm 1 can achieve a high detection correctness (at least 85%) with a reasonably large number of training samples (around 600). Also in Fig. 1, we plot the fitted curves of the *average detection correctness* with the increasing training sample size based on the functional form $n \propto \log(1/(1 - \text{average detection correctness}))$ that we derived in (12) for sample complexity analysis in Section III. It is clear that the curves fit very well with the empirical results, which verifies that the error probability of detection can be ensured to be at most ϵ when we have more than $\Theta(\log(1/\epsilon))$ training samples. The empirical sample complexity matches the order of the theoretical lower bound in (12).

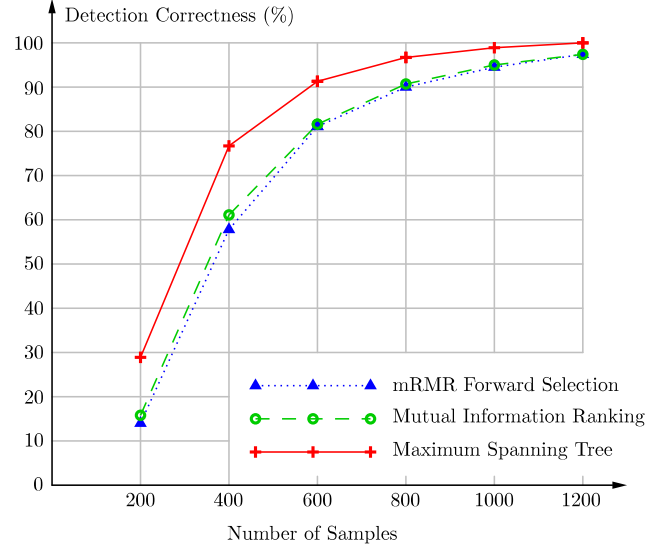


Fig. 2. Comparison of detection correctness among mRMR forwarding selection, mutual information ranking, and Algorithm 1.

Next, we compare the performances of Algorithm 1 against two existing feature-selection methods: the mRMR forwarding selection [11] and feature ranking based on mutual information estimates [14]. The mRMR forwarding selection was first introduced in [11] and has become a very popular feature selection tool. The mutual information ranking method is to simply choose the 9 covariate pairs with the highest empirical mutual information estimates. As shown in Fig. 2, Algorithm 1 achieves a much higher detection correctness than the other two methods as we provide the theoretic guarantee with reasonable mutual information estimates while the other two methods are based on heuristic ranking strategies without explicitly considering the underlying interaction models.

Furthermore, we randomly generate 100 testing samples in each logistic regression model and compare the prediction accuracy by logistic regression based on the identified models using these three algorithms. Fig. 3 shows that Algorithm 1 outperforms the other two methods on prediction accuracy due to the better learned logistic regression models than the ones derived by the other two algorithms.

V. PROOF OF THE PROPOSITIONS

A. Proof of Proposition 1

We begin with the following lemma.

Lemma 1: For any acyclic G and any $i \in V$, we have

$$\Pr(x_i = +1, y = +1) = \frac{1}{4}.$$

A proof of Lemma 1 can be found in Appendix A. Now fix $\{i, j\} \in E$. By Lemma 1, we have

$$\begin{aligned} & \Pr(x_i = +1, x_j = -1, y = +1) \\ &= \Pr(x_i = +1, y = +1) - \Pr(x_i = +1, x_j = +1, y = +1) \\ &= \frac{1}{4} - \Pr(x_i = +1, x_j = +1, y = +1) \\ &\stackrel{(a)}{=} \Pr(x_i = +1, x_j = +1) - \Pr(x_i = +1, x_j = +1, y = +1) \end{aligned}$$

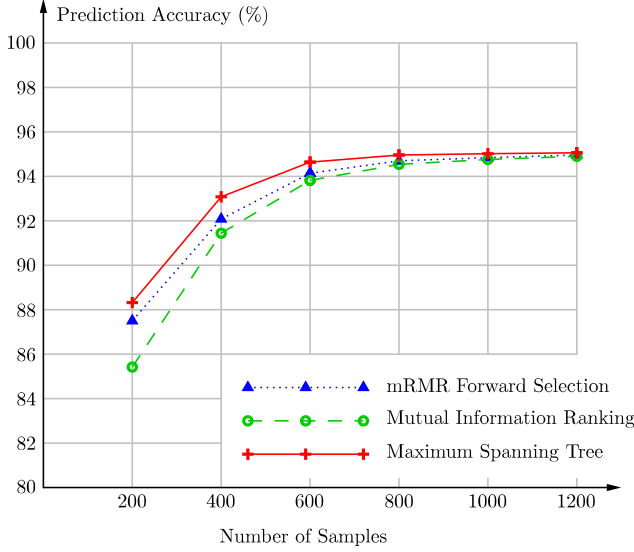


Fig. 3. Comparison of prediction accuracy among mRMR forwarding selection, mutual information ranking, and Algorithm 1.

$$= \Pr(x_i = +1, x_j = +1, y = -1),$$

and hence

$$\Pr(y = +1 | x_i = +1, x_j = -1) \stackrel{(b)}{=} \Pr(y = -1 | x_i = +1, x_j = +1), \quad (13)$$

where (a) and (b) are due to the fact that $\Pr(x_i = +1, x_j = +1) = \Pr(x_i = +1, x_j = -1) = 1/4$. Substituting (13) into (4) completes the proof of Proposition 1.

B. Proof of Propositions 2 and 7

Fix $\{i, j\} \in I$. For any $x_V \in \{+1, -1\}^d$, let

$$\zeta_{\{i,j\}}^+(x_V) := \sigma\left(\beta_{\{i,j\}} + \sum_{\{k,l\} \in I \setminus \{\{i,j\}\}} \beta_{\{k,l\}} x_k x_l\right), \quad (14)$$

$$\zeta_{\{i,j\}}^-(x_V) := \sigma\left(-\beta_{\{i,j\}} + \sum_{\{k,l\} \in I \setminus \{\{i,j\}\}} \beta_{\{k,l\}} x_k x_l\right), \quad (15)$$

$$\zeta_{\{i,j\}}(x_V) := \zeta_{\{i,j\}}^+(x_V) - \zeta_{\{i,j\}}^-(x_V). \quad (16)$$

We have the following lemma, for which a proof is provided in Appendix B.

Lemma 2: Assume that G is acyclic. We have

$$\Pr(y = +1 | x_i = +1, x_j = +1) - \Pr(y = -1 | x_i = +1, x_j = +1) = 2^{-(d-2)} \sum_{x_V: (x_i, x_j) = (+1, +1)} \zeta_{\{i,j\}}(x_V). \quad (17)$$

To prove Proposition 2, note that the sigmoid function $\sigma(\cdot)$ is strictly monotone increasing. We thus have $\zeta_{\{i,j\}}(x_V) > 0$ for any $x_V \in \{+1, -1\}^d$ when $\beta_{\{i,j\}} > 0$, and $\zeta_{\{i,j\}}(x_V) < 0$ for any $x_V \in \{+1, -1\}^d$ when $\beta_{\{i,j\}} < 0$. It thus follows from Lemma 2 and (4) that

$$w_{\{i,j\}} = 2^{-(d-2)} \left| \sum_{x_V: (x_i, x_j) = (+1, +1)} \zeta_{\{i,j\}}(x_V) \right| > 0.$$

This completes the proof of Proposition 2.

To prove Proposition 7, let $G' = (V, T)$ be a tree that covers G . With a slight abuse of notation, let

$$\begin{aligned} & \zeta_{\{i,j\}}(z_{T \setminus \{\{i,j\}\}}) \\ &:= \sigma\left(\beta_{\{i,j\}} + \sum_{\{k,l\} \in T \setminus \{\{i,j\}\}} \beta_{\{k,l\}} z_{\{k,l\}}\right) - \\ & \quad \sigma\left(-\beta_{\{i,j\}} + \sum_{\{k,l\} \in T \setminus \{\{i,j\}\}} \beta_{\{k,l\}} z_{\{k,l\}}\right) \\ & \stackrel{(b)}{=} \sigma\left(\beta_{\{i,j\}} + \sum_{\{k,l\} \in I \setminus \{\{i,j\}\}} \beta_{\{k,l\}} z_{\{k,l\}}\right) - \\ & \quad \sigma\left(-\beta_{\{i,j\}} + \sum_{\{k,l\} \in I \setminus \{\{i,j\}\}} \beta_{\{k,l\}} z_{\{k,l\}}\right), \end{aligned}$$

where (b) follows from the fact that $\beta_{\{k,l\}} = 0$ for any $\{k,l\} \notin I$. Note that: 1) $\zeta_{\{i,j\}}(x_V) = \zeta_{\{i,j\}}(z_{T \setminus \{\{i,j\}\}})$ for any $x_V \in \{+1, -1\}^d$; 2) $G' - \{i, j\}$ is a union of two trees where i and j are in different trees, such that the mapping between x_V and $(z_{T \setminus \{\{i,j\}\}}, x_i, x_j)$ is *one-on-one*. We thus have

$$\begin{aligned} & \sum_{x_V: (x_i, x_j) = (+1, +1)} \zeta_{\{i,j\}}(x_V) \\ &= \sum_{z_{T \setminus \{\{i,j\}\}} \in \{+1, -1\}^{d-2}} \zeta_{\{i,j\}}(z_{T \setminus \{\{i,j\}\}}), \end{aligned}$$

and hence

$$\begin{aligned} & \Pr(y = +1 | x_i = +1, x_j = +1) - \Pr(y = -1 | x_i = +1, x_j = +1) \\ &= 2^{-(d-2)} \sum_{z_{T \setminus \{\{i,j\}\}} \in \{+1, -1\}^{d-2}} \zeta_{\{i,j\}}(z_{T \setminus \{\{i,j\}\}}). \end{aligned}$$

Assume without loss of generality that $\beta_{\{i,j\}} > 0$. (Otherwise, we may simply replace $\beta_{\{i,j\}}$ by $-\beta_{\{i,j\}}$, and the rest of the proof remains the same.) By the monotonicity of the sigmoid function $\sigma(\cdot)$, we have $\zeta_{\{i,j\}}(z_{T \setminus \{\{i,j\}\}}) > 0$ for any $z_{T \setminus \{\{i,j\}\}} \in \{+1, -1\}^{d-2}$. It thus follows from Lemma 2 and (4) that

$$\begin{aligned} w_{\{i,j\}} &= \frac{1}{2^{d-2}} \sum_{z_{T \setminus \{\{i,j\}\}} \in \{+1, -1\}^{d-2}} \zeta_{\{i,j\}}(z_{T \setminus \{\{i,j\}\}}) \\ &\geq \frac{1}{2^{d-2}} \sum_{z_{T \setminus \{\{i,j\}\}} \in \Delta_1} \zeta_{\{i,j\}}(z_{T \setminus \{\{i,j\}\}}), \end{aligned}$$

where

$$\Delta_1 := \left\{ z_{T \setminus \{\{i,j\}\}} \in \{+1, -1\}^{d-2} : \left| \sum_{\{k,l\} \in T \setminus \{\{i,j\}\}} \beta_{\{k,l\}} z_{\{k,l\}} \right| \leq \mu \right\}.$$

For any $z_{T \setminus \{\{i,j\}\}} \in \Delta_1$, we have

$$\begin{aligned} & \zeta_{\{i,j\}}(z_{T \setminus \{\{i,j\}\}}) \\ &\geq \min_{|x| \leq 3\mu} \left[\sigma(\beta_{\{i,j\}} + x) - \sigma(-\beta_{\{i,j\}} + x) \right] \\ &= \sigma(\beta_{\{i,j\}} + 3\mu) - \sigma(-\beta_{\{i,j\}} + 3\mu) \end{aligned}$$

$$\begin{aligned} &\geq \min_{0 < \beta \leq \lambda} [\sigma(\beta + 3\mu) - \sigma(-\beta + 3\mu)] \\ &= \sigma(\lambda + 3\mu) - \sigma(-\lambda + 3\mu). \end{aligned}$$

It follows that

$$\begin{aligned} w_{\{i,j\}} &\geq \frac{|\Delta_1|}{2^{d-2}} [\sigma(\lambda + 3\mu) - \sigma(-\lambda + 3\mu)] \\ &\geq \sqrt{\frac{2}{\pi d}} [\sigma(\lambda + 3\mu) - \sigma(-\lambda + 3\mu)] = \gamma; \end{aligned}$$

here the last inequality follows from the following lemma, whose proof can be found in Appendix C.

Lemma 3: Let z_i , $i = 1, \dots, q$, be i.i.d. random variables, each uniformly distributed over $\{+1, -1\}$. Then, for any real constants a_i 's we have

$$\Pr\left(\left|\sum_{i=1}^q a_i x_i\right| \leq a\right) \geq \sqrt{\frac{2}{\pi(q+2)}}, \quad (18)$$

where $a := \max(|a_i| : i = 1, \dots, q)$.

C. Proof of Proposition 3

Fix $\{i, j\} \in E$, and assume that i and j are either disconnected in G , or the length of the unique path between i and j in G is even. By assumption that G is acyclic, there must exist a vertex bipartition (V_1, V_2) of G such that both i and j are in V_1 . Note that

$$I \subseteq \{\{k, l\} : k \in V_1, l \in V_2\};$$

thus we have

$$\begin{aligned} &2^{d-2} \Pr(y = +1 | x_i = +1, x_j = +1) \\ &= \sum_{x_V : (x_i, x_j) = (+1, +1)} \Pr(y = +1 | x_V = x_V) \\ &= \sum_{x_V : (x_i, x_j) = (+1, +1)} \sigma\left(\sum_{k \in V_1} \sum_{l \in V_2} \beta_{\{k, l\}} x_k x_l\right) \\ &\stackrel{(a)}{=} \sum_{x_V : (x_i, x_j) = (+1, +1)} \sigma\left(-\sum_{k \in V_1} \sum_{l \in V_2} \beta_{\{k, l\}} x_k x_l\right) \\ &= \sum_{x_V : (x_i, x_j) = (+1, +1)} \Pr(y = -1 | x_V = x_V) \\ &= 2^{d-2} \Pr(y = -1 | x_i = +1, x_j = +1), \end{aligned}$$

where (a) follows from the change of variable $x_l \rightarrow -x_l$ for all $l \in V_2$. We then have

$$\Pr(y = +1 | x_i = +1, x_j = +1) = \Pr(y = -1 | x_i = +1, x_j = +1),$$

which, together with (4), implies that $w_{\{i,j\}} = 0$. This completes the proof of Proposition 3.

D. Proof of Propositions 4 and 8

As mentioned, we only need to consider $m \geq 2$ that is odd. For notational convenience, let us assume without loss of generality that $i_s = s$ for all $s \in \{1, \dots, m+1\}$.

To compare $w_{\{1, m+1\}}$ with $w_{\{s, s+1\}}$ for $s \in \{1, \dots, m\}$, note that by (4) and the fact that $\Pr(y = +1 | x_1 = +1, x_{m+1} = +1) + \Pr(y = -1 | x_1 = +1, x_{m+1} = +1) = 1$ we have

$$w_{\{1, m+1\}}$$

$$\begin{aligned} &= \max \{2\Pr(y = +1 | x_1 = +1, x_{m+1} = +1) - 1, \\ &\quad 2\Pr(y = -1 | x_1 = +1, x_{m+1} = +1) - 1\} \\ &= \max \{1 - 2\Pr(y = +1 | x_1 = +1, x_{m+1} = +1), \\ &\quad 1 - 2\Pr(y = -1 | x_1 = +1, x_{m+1} = +1)\}. \end{aligned}$$

Below, we shall compare $\Pr(y = +1 | x_s = +1, x_{s+1} = +1)$ with $\Pr(y = +1 | x_1 = +1, x_{m+1} = +1)$ and $\Pr(y = -1 | x_1 = +1, x_{m+1} = +1)$ for $s = 1$, $s = m$, and $s \in \{2, \dots, m-1\}$ separately.

Case 1: $s = 1$. We have the following lemma, for which a proof is provided in Appendix D.

Lemma 4: For any $m \geq 2$, we have

$$\begin{aligned} &\Pr(y = +1 | x_1 = +1, x_2 = +1) - \\ &\quad \Pr(y = +1 | x_1 = +1, x_{m+1} = +1) \\ &= 2^{-(d-2)} \sum_{x_V : (x_1, x_2, x_{m+1}) = (+1, +1, -1)} \zeta_{\{1, 2\}}(x_V). \quad (19) \end{aligned}$$

Furthermore, for any $m \geq 2$ that is odd, we have

$$\begin{aligned} &\Pr(y = +1 | x_1 = +1, x_2 = +1) - \\ &\quad \Pr(y = -1 | x_1 = +1, x_{m+1} = +1) \\ &= 2^{-(d-2)} \sum_{x_V : (x_1, x_2, x_{m+1}) = (+1, +1, +1)} \zeta_{\{1, 2\}}(x_V). \quad (20) \end{aligned}$$

To show $w_{\{1, 2\}} > w_{\{1, m+1\}}$, we shall consider the cases with $\beta_{\{1, 2\}} > 0$ and $\beta_{\{1, 2\}} < 0$ separately. When $\beta_{\{1, 2\}} > 0$, we have $\zeta_{\{1, 2\}}(x_V) > 0$ for any $x_V \in \{+1, -1\}^d$. By Lemma 4, we have

$$\begin{aligned} w_{\{1, 2\}} &= |2\Pr(y = +1 | x_1 = +1, x_2 = +1) - 1| \\ &\geq 2\Pr(y = +1 | x_1 = +1, x_2 = +1) - 1 \\ &> \max \{2\Pr(y = +1 | x_1 = +1, x_{m+1} = +1) - 1, \\ &\quad 2\Pr(y = -1 | x_1 = +1, x_{m+1} = +1) - 1\} \\ &= w_{\{1, m+1\}}. \end{aligned}$$

When $\beta_{\{1, 2\}} < 0$, we have $\zeta_{\{1, 2\}}(x_V) < 0$ for any $x_V \in \{+1, -1\}^d$. By Lemma 4, we have

$$\begin{aligned} w_{\{1, 2\}} &= |2\Pr(y = +1 | x_1 = +1, x_2 = +1) - 1| \\ &\geq 1 - 2\Pr(y = +1 | x_1 = +1, x_2 = +1) \\ &> \max \{1 - 2\Pr(y = +1 | x_1 = +1, x_{m+1} = +1), \\ &\quad 1 - 2\Pr(y = -1 | x_1 = +1, x_{m+1} = +1)\} \\ &= w_{\{1, m+1\}}. \end{aligned}$$

To show $w_{\{1, 2\}} \geq w_{\{1, m+1\}} + \gamma$, let $G' = (V, T)$ be a tree that covers G . Note that: 1)

$$\begin{aligned} \zeta_{\{1, 2\}}(x_V) &= \zeta_{\{1, 2\}}(z_{T \setminus \{\{1, 2\}, \{2, 3\}\}}) \\ &\quad z_{2, 3} = x_2 x_{m+1} / \prod_{r=3}^m z_{\{r, r+1\}}, \end{aligned}$$

for any $x_V \in \{+1, -1\}^d$; 2) $G' - \{\{1, 2\}, \{2, 3\}\}$ is a union of three trees where 1, 2, and $m+1$ are in different trees, such that the mapping between x_V and $(z_{T \setminus \{\{1, 2\}, \{2, 3\}\}}, x_1, x_2, x_{m+1})$

is *one-on-one*. We thus have

$$\begin{aligned} & \sum_{x_V: (x_1, x_2, x_{m+1}) = (+1, +1, a)} \zeta_{\{1,2\}}(x_V) \\ &= \sum_{z_{T \setminus \{\{1,2\}, \{2,3\}\}} \in \{+1, -1\}^{d-3}} \zeta_{\{1,2\}} \left(z_{T \setminus \{\{1,2\}, \{2,3\}\}}, \right. \\ & \quad \left. z_{\{2,3\}} = a / \prod_{r=3}^m z_{\{r, r+1\}} \right) \end{aligned}$$

for any $a \in \{+1, -1\}$. It follows that

$$\begin{aligned} & \Pr(y = +1 | x_1 = +1, x_2 = +1) - \\ & \quad \Pr(y = +1 | x_1 = +1, x_{m+1} = +1) \\ &= 2^{-(d-2)} \sum_{z_{T \setminus \{\{1,2\}, \{2,3\}\}} \in \{+1, -1\}^{d-3}} \zeta_{\{1,2\}} \left(\right. \\ & \quad \left. z_{T \setminus \{\{1,2\}, \{2,3\}\}}, z_{\{2,3\}} = - \prod_{r=3}^m z_{\{r, r+1\}} \right) \end{aligned}$$

and

$$\begin{aligned} & \Pr(y = +1 | x_1 = +1, x_2 = +1) - \\ & \quad \Pr(y = -1 | x_1 = +1, x_{m+1} = +1) \\ &= 2^{-(d-2)} \sum_{z_{T \setminus \{\{1,2\}, \{2,3\}\}} \in \{+1, -1\}^{d-3}} \zeta_{\{1,2\}} \left(\right. \\ & \quad \left. z_{T \setminus \{\{1,2\}, \{2,3\}\}}, z_{\{2,3\}} = \prod_{r=3}^m z_{\{r, r+1\}} \right). \end{aligned}$$

Assume without loss of generality that $\beta_{\{1,2\}} > 0$. (Otherwise, we may simply replace $\beta_{\{1,2\}}$ by $-\beta_{\{1,2\}}$, and the rest of the proof remains the same.) By the monotonicity of the sigmoid function $\sigma(\cdot)$, we have $\zeta_{\{1,2\}}(z_{T \setminus \{\{1,2\}, \{2,3\}\}}) > 0$ for any $z_{T \setminus \{\{1,2\}, \{2,3\}\}} \in \{+1, -1\}^{d-2}$. We thus have

$$\begin{aligned} & \Pr(y = +1 | x_1 = +1, x_2 = +1) - \\ & \quad \Pr(y = +1 | x_1 = +1, x_{m+1} = +1) \\ & \geq 2^{-(d-2)} \sum_{z_{T \setminus \{\{1,2\}, \{2,3\}\}} \in \Delta_2} \zeta_{\{1,2\}} \left(\right. \\ & \quad \left. z_{T \setminus \{\{1,2\}, \{2,3\}\}}, z_{\{2,3\}} = - \prod_{r=3}^m z_{\{r, r+1\}} \right), \end{aligned}$$

where

$$\Delta_2 := \left\{ z_{T \setminus \{\{i,j\}\}} \in \{+1, -1\}^{d-3} : \left| \sum_{\{k,l\} \in T \setminus \{\{1,2\}, \{2,3\}\}} \beta_{\{k,l\}} z_{\{k,l\}} \right| \leq \mu \right\}.$$

For any $z_{T \setminus \{\{1,2\}, \{2,3\}\}} \in \Delta_2$, we have

$$\begin{aligned} & \left| \beta_{\{2,3\}} \left(- \prod_{r=3}^m z_{\{r, r+1\}} \right) + \sum_{\{k,l\} \in T \setminus \{\{1,2\}, \{2,3\}\}} \beta_{\{k,l\}} z_{\{k,l\}} \right| \\ & \leq |\beta_{\{2,3\}}| + \left| \sum_{\{k,l\} \in T \setminus \{\{1,2\}, \{2,3\}\}} \beta_{\{k,l\}} z_{\{k,l\}} \right| \\ & \leq \mu + \mu \leq 3\mu, \end{aligned}$$

and hence

$$\begin{aligned} & \zeta_{\{1,2\}} \left(z_{T \setminus \{\{1,2\}, \{2,3\}\}}, z_{\{2,3\}} = - \prod_{r=3}^m z_{\{r, r+1\}} \right) \\ & \geq \min_{|x| \leq 3\mu} \left[\sigma(\beta_{\{1,2\}} + x) - \sigma(-\beta_{\{1,2\}} + x) \right] \\ & = \sigma(\beta_{\{1,2\}} + 3\mu) - \sigma(-\beta_{\{1,2\}} + 3\mu) \\ & \geq \min_{0 < \beta \leq \lambda} [\sigma(\beta + 3\mu) - \sigma(-\beta + 3\mu)] \\ & = \sigma(\lambda + 3\mu) - \sigma(-\lambda + 3\mu). \end{aligned}$$

It follows from Lemma 3 that

$$\begin{aligned} & \Pr(y = +1 | x_1 = +1, x_2 = +1) - \\ & \quad \Pr(y = +1 | x_1 = +1, x_{m+1} = +1) \\ & \geq \frac{|\Delta_2|}{2^{d-2}} [\sigma(\lambda + 3\mu) - \sigma(-\lambda + 3\mu)] \\ & \geq \frac{1}{\sqrt{2\pi d}} [\sigma(\lambda + 3\mu) - \sigma(-\lambda + 3\mu)] = \frac{\gamma}{2}. \end{aligned}$$

Also, by a completely analogous argument, we have

$$\begin{aligned} & \Pr(y = +1 | x_1 = +1, x_2 = +1) - \\ & \quad \Pr(y = -1 | x_1 = +1, x_{m+1} = +1) \geq \frac{\gamma}{2}, \end{aligned}$$

and therefore,

$$w_{\{1,2\}} - w_{\{1, m+1\}} \geq 2 \cdot \frac{\gamma}{2} = \gamma.$$

Case 2: $s = m$. The proof of this case is completely analogous to the previous case with $s = 1$ and is hence omitted here.

Case 3: $s \in \{2, \dots, m-1\}$. Fix s . We have the following lemma, for which a proof is provided in Appendix D.

Lemma 5: For any $m \geq 3$, we have

$$\begin{aligned} & 2^{d-2} [\Pr(y = +1 | x_s = +1, x_{s+1} = +1) - \\ & \quad \Pr(y = +1 | x_1 = +1, x_{m+1} = +1)] \\ &= \sum_{x_V: (x_1, x_s, x_{s+1}, x_{m+1}) = (+1, +1, +1, -1)} \zeta_{\{s, s+1\}}(x_V) + \\ & \quad \sum_{x_V: (x_1, x_s, x_{s+1}, x_{m+1}) = (-1, +1, +1, +1)} \zeta_{\{s, s+1\}}(x_V). \quad (21) \end{aligned}$$

For any $m \geq 3$ that is odd, we have

$$\begin{aligned} & 2^{d-2} [\Pr(y = +1 | x_s = +1, x_{s+1} = +1) - \\ & \quad \Pr(y = -1 | x_1 = +1, x_{m+1} = +1)] \\ &= \sum_{x_V: (x_1, x_s, x_{s+1}, x_{m+1}) = (+1, +1, +1, +1)} \zeta_{\{s, s+1\}}(x_V) + \\ & \quad \sum_{x_V: (x_1, x_s, x_{s+1}, x_{m+1}) = (-1, +1, +1, -1)} \zeta_{\{s, s+1\}}(x_V). \quad (22) \end{aligned}$$

To show $w_{\{s, s+1\}} > w_{\{1, m+1\}}$, we shall consider the cases with $\beta_{\{s, s+1\}} > 0$ and $\beta_{\{s, s+1\}} < 0$ separately. When $\beta_{\{s, s+1\}} > 0$, we have $\zeta_{\{s, s+1\}}(x_V) > 0$ for any $x_V \in \{+1, -1\}^d$. By Lemma 5, we have

$$\begin{aligned} w_{\{s, s+1\}} & \geq 2\Pr(y = +1 | x_s = +1, x_{s+1} = +1) - 1 \\ & > \max \{ 2\Pr(y = +1 | x_1 = +1, x_{m+1} = +1) - 1, \\ & \quad 2\Pr(y = -1 | x_1 = +1, x_{m+1} = +1) - 1 \} \end{aligned}$$

$$= w_{\{1,m+1\}}.$$

When $\beta_{\{s,s+1\}} < 0$, we have $\zeta_{\{s,s+1\}}(x_V) < 0$ for any $x_V \in \{+1, -1\}^d$. By Lemma 5, we have

$$\begin{aligned} w_{\{s,s+1\}} &\geq 1 - 2\Pr(y = +1 | x_s = +1, x_{s+1} = +1) \\ &> \max \{1 - 2\Pr(y = +1 | x_1 = +1, x_{m+1} = +1), \\ &\quad 1 - 2\Pr(y = -1 | x_1 = +1, x_{m+1} = +1)\} \\ &= w_{\{1,m+1\}}. \end{aligned}$$

To show $w_{\{s,s+1\}} \geq w_{\{1,m+1\}} + \gamma$, let $G' = (V, T)$ be a tree that covers G . Note that: 1)

$$\begin{aligned} \zeta_{\{s,s+1\}}(x_V) &= \zeta_{\{s,s+1\}}(z_{T \setminus \{\{1,2\}, \{s,s+1\}, \{m,m+1\}\}}), \\ z_{\{1,2\}} &= x_1 x_s / \prod_{r=2}^{s-1} z_{\{r,r+1\}}, \\ z_{\{m,m+1\}} &= x_{s+1} x_{m+1} / \prod_{r=s+1}^{m-1} z_{\{r,r+1\}}, \end{aligned}$$

for any $x_V \in \{+1, -1\}^d$; 2) $G' - \{\{1,2\}, \{s,s+1\}, \{m,m+1\}\}$ is a union of four trees where 1, s , $s+1$ and $m+1$ are in different trees, such that the mapping between x_V and $(z_{T \setminus \{\{1,2\}, \{s,s+1\}, \{m,m+1\}\}}, x_1, x_s, x_{s+1}, x_{m+1})$ is *one-on-one*. We thus have

$$\begin{aligned} &\sum_{x_V: (x_1, x_s, x_{s+1}, x_{m+1}) = (a, +1, +1, b)} \zeta_{\{s,s+1\}}(x_V) \\ &= \sum_{z_{T \setminus \{\{1,2\}, \{s,s+1\}, \{m,m+1\}\}} \in \{+1, -1\}^{d-4}} \zeta_{\{s,s+1\}} \left(\right. \\ &\quad \left. z_{T \setminus \{\{1,2\}, \{s,s+1\}, \{m,m+1\}\}}, z_{\{1,2\}} = a / \prod_{r=2}^{s-1} z_{\{r,r+1\}}, \right. \\ &\quad \left. z_{\{m,m+1\}} = b / \prod_{r=s+1}^{m-1} z_{\{r,r+1\}} \right) \end{aligned}$$

for any $a, b \in \{+1, -1\}$. It follows that

$$\begin{aligned} &\Pr(y = +1 | x_s = +1, x_{s+1} = +1) \\ &\quad - \Pr(y = +1 | x_1 = +1, x_{m+1} = +1) \\ &= 2^{-(d-2)} \sum_{z_{T \setminus \{\{1,2\}, \{s,s+1\}, \{m,m+1\}\}} \in \{+1, -1\}^{d-4}} \left[\right. \\ &\quad \zeta_{\{s,s+1\}}(z_{T \setminus \{\{1,2\}, \{s,s+1\}, \{m,m+1\}\}}), \\ &\quad z_{\{1,2\}} = \prod_{r=2}^{s-1} z_{\{r,r+1\}}, z_{\{m,m+1\}} = - \prod_{r=s+1}^{m-1} z_{\{r,r+1\}} \Big) + \\ &\quad \zeta_{\{s,s+1\}}(z_{T \setminus \{\{1,2\}, \{s,s+1\}, \{m,m+1\}\}}), \\ &\quad z_{\{1,2\}} = - \prod_{r=2}^{s-1} z_{\{r,r+1\}}, z_{\{m,m+1\}} = \prod_{r=s+1}^{m-1} z_{\{r,r+1\}} \Big) \Big] \end{aligned}$$

and

$$\begin{aligned} &\Pr(y = +1 | x_s = +1, x_{s+1} = +1) \\ &\quad - \Pr(y = -1 | x_1 = +1, x_{m+1} = +1) \end{aligned}$$

$$\begin{aligned} &= 2^{-(d-2)} \sum_{z_{T \setminus \{\{1,2\}, \{s,s+1\}, \{m,m+1\}\}} \in \{+1, -1\}^{d-4}} \left[\right. \\ &\quad \zeta_{\{s,s+1\}}(z_{T \setminus \{\{1,2\}, \{s,s+1\}, \{m,m+1\}\}}), \\ &\quad z_{\{1,2\}} = \prod_{r=2}^{s-1} z_{\{r,r+1\}}, z_{\{m,m+1\}} = \prod_{r=s+1}^{m-1} z_{\{r,r+1\}} \Big) + \\ &\quad \zeta_{\{s,s+1\}}(z_{T \setminus \{\{1,2\}, \{s,s+1\}, \{m,m+1\}\}}), \\ &\quad z_{\{1,2\}} = - \prod_{r=2}^{s-1} z_{\{r,r+1\}}, z_{\{m,m+1\}} = - \prod_{r=s+1}^{m-1} z_{\{r,r+1\}} \Big) \Big]. \end{aligned}$$

Assume without loss of generality that $\beta_{\{s,s+1\}} > 0$. (Otherwise, we may simply replace $\beta_{\{s,s+1\}}$ by $-\beta_{\{s,s+1\}}$, and the rest of the proof remains the same.) By the monotonicity of the sigmoid function $\sigma(\cdot)$, we have $\zeta_{\{s,s+1\}}(z_{T \setminus \{\{s,s+1\}\}}) > 0$ for any $z_{T \setminus \{\{s,s+1\}\}} \in \{+1, -1\}^{d-2}$. We thus have

$$\begin{aligned} &\Pr(y = +1 | x_s = +1, x_{s+1} = +1) \\ &\quad - \Pr(y = +1 | x_1 = +1, x_{m+1} = +1) \\ &\geq 2^{-(d-2)} \sum_{z_{T \setminus \{\{1,2\}, \{s,s+1\}, \{m,m+1\}\}} \in \Delta_3} \left[\right. \\ &\quad \zeta_{\{s,s+1\}}(z_{T \setminus \{\{1,2\}, \{s,s+1\}, \{m,m+1\}\}}), \\ &\quad z_{\{1,2\}} = \prod_{r=2}^{s-1} z_{\{r,r+1\}}, z_{\{m,m+1\}} = - \prod_{r=s+1}^{m-1} z_{\{r,r+1\}} \Big) + \\ &\quad \zeta_{\{s,s+1\}}(z_{T \setminus \{\{1,2\}, \{s,s+1\}, \{m,m+1\}\}}), \\ &\quad z_{\{1,2\}} = - \prod_{r=2}^{s-1} z_{\{r,r+1\}}, z_{\{m,m+1\}} = \prod_{r=s+1}^{m-1} z_{\{r,r+1\}} \Big) \Big], \end{aligned}$$

where

$$\begin{aligned} \Delta_3 &:= \left\{ z_{T \setminus \{\{1,2\}, \{s,s+1\}, \{m,m+1\}\}} \in \{+1, -1\}^{d-4} : \right. \\ &\quad \left. \left| \sum_{\{k,l\} \in T \setminus \{\{1,2\}, \{s,s+1\}, \{m,m+1\}\}} \beta_{\{k,l\}} z_{\{k,l\}} \right| \leq \mu \right\}. \end{aligned}$$

For any $z_{T \setminus \{\{1,2\}, \{s,s+1\}, \{m,m+1\}\}} \in \Delta_3$, we have

$$\begin{aligned} &\left| \beta_{\{1,2\}} \prod_{r=2}^{s-1} z_{\{r,r+1\}} + \beta_{\{m,m+1\}} \left(- \prod_{r=s+1}^{m-1} z_{\{r,r+1\}} \right) + \right. \\ &\quad \left. \sum_{\{k,l\} \in T \setminus \{\{1,2\}, \{s,s+1\}, \{m,m+1\}\}} \beta_{\{k,l\}} z_{\{k,l\}} \right| \\ &\leq |\beta_{\{1,2\}}| + |\beta_{\{m,m+1\}}| + \\ &\quad \left| \sum_{\{k,l\} \in T \setminus \{\{1,2\}, \{s,s+1\}, \{m,m+1\}\}} \beta_{\{k,l\}} z_{\{k,l\}} \right| \\ &\leq \mu + \mu + \mu = 3\mu, \end{aligned}$$

and hence

$$\begin{aligned} &\zeta_{\{s,s+1\}}(z_{T \setminus \{\{1,2\}, \{s,s+1\}, \{m,m+1\}\}}), \\ &\quad z_{\{1,2\}} = \prod_{r=2}^{s-1} z_{\{r,r+1\}}, z_{\{m,m+1\}} = - \prod_{r=s+1}^{m-1} z_{\{r,r+1\}} \end{aligned}$$

$$\begin{aligned}
&\geq \min_{|x| \leq 3\mu} \left[\sigma(\beta_{\{s,s+1\}} + x) - \sigma(-\beta_{\{s,s+1\}} + x) \right] \\
&= \sigma(\beta_{\{s,s+1\}} + 3\mu) - \sigma(-\beta_{\{s,s+1\}} + 3\mu) \\
&\geq \min_{0 < \beta \leq \lambda} \left[\sigma(\beta + 3\mu) - \sigma(-\beta + 3\mu) \right] \\
&= \sigma(\lambda + 3\mu) - \sigma(-\lambda + 3\mu).
\end{aligned}$$

Similarly,

$$\begin{aligned}
&\zeta_{\{s,s+1\}} \left(z_{T \setminus \{\{1,2\}, \{s,s+1\}, \{m,m+1\}\}}, \right. \\
&\quad \left. z_{\{1,2\}} = - \prod_{r=2}^{s-1} z_{\{r,r+1\}}, z_{\{m,m+1\}} = \prod_{r=s+1}^{m-1} z_{\{r,r+1\}} \right) \\
&= \sigma(\lambda + 3\mu) - \sigma(-\lambda + 3\mu).
\end{aligned}$$

It follows from Lemma 3 that

$$\begin{aligned}
&\Pr(y = +1 | x_s = +1, x_{s+1} = +1) - \\
&\quad \Pr(y = +1 | x_1 = +1, x_{m+1} = +1) \\
&\geq \frac{|\Delta_3|}{2^{d-3}} [\sigma(\lambda + 3\mu) - \sigma(-\lambda + 3\mu)] \\
&\geq \frac{1}{\sqrt{2\pi d}} [\sigma(\lambda + 3\mu) - \sigma(-\lambda + 3\mu)] = \frac{\gamma}{2}.
\end{aligned}$$

Also, by a completely analogous argument, we have

$$\begin{aligned}
&\Pr(y = +1 | x_s = +1, x_{s+1} = +1) - \\
&\quad \Pr(y = -1 | x_1 = +1, x_{m+1} = +1) \geq \frac{\gamma}{2},
\end{aligned}$$

and therefore,

$$w_{\{s,s+1\}} - w_{\{1,m+1\}} \geq 2 \cdot \frac{\gamma}{2} = \gamma.$$

E. Proof of Proposition 5

Let us first show that $I \subseteq T$. Assume on the contrary that there exists an $\{i, j\} \in I$ but with $\{i, j\} \notin T$. Let $\{\{k_1, k_2\}, \{k_2, k_3\}, \dots, \{k_m, k_{m+1}\}\}$ be a path in G' such that $k_1 = i$, $k_{m+1} = j$, and $m \geq 2$. Such a path must exist since G' is a spanning tree and $\{i, j\} \notin T$ by the assumption. Let V_1 be the set of vertices that are connected to i in $G - \{i, j\}$ and $V_2 := V - V_1$. Since $k_1 \in V_1$ and $k_{m+1} \in V_2$, there must exist an $s \in \{1, \dots, m\}$ such that $k_s \in V_1$ and $k_{s+1} \in V_2$.

If k_s and k_{s+1} are connected in G , then the unique path between k_s and k_{s+1} in G must include $\{i, j\}$. (Otherwise, we would have $k_{s+1} \in V_1$.) By assumption 2), we have $u_{k_s, k_{s+1}} < u_{i, j}$. If k_s and k_{s+1} are disconnected in G , by assumption 1) we have $u_{k_s, k_{s+1}} < u_{i, j}$.

In either case, $G' - \{k_s, k_{s+1}\} + \{i, j\}$ is a new spanning tree with a larger total weight than G' , violating the assumption that G' is a maximum-weight spanning tree. We therefore must have $I \subseteq T$. Furthermore, by assumption 1) we have $I \subseteq W$. We thus have $I \subseteq I \cap W$.

Now to show $I = T \cap W$, we only need to show that $|T \cap W| \leq |I|$, which can be argued as follows. Let $\omega(G)$ be the number of connected components in G . Then T must include at least $\omega(G) - 1$ edges that cross two different connected components of G . By assumption 1) the weights of these edges

must be less than or equal to η , and we thus have

$$|T \cap (E - W)| \geq \omega(G) - 1.$$

It follows immediately that

$$\begin{aligned}
|T \cap W| &= |T - T \cap (E - W)| \\
&= |T| - |T \cap (E - W)| \\
&\leq (d - 1) - (\omega(G) - 1) = |I|.
\end{aligned}$$

This completes the proof of Proposition 5.

VI. CONCLUDING REMARKS

An important problem in bioinformatics is to identify interactive effects among profiled variables for outcome prediction. In this paper, a simple logistic regression model with pairwise interactions among the binary covariates was considered. Modeling the structure of the interactions by a graph G , our goal was to recover G from i.i.d. samples of the covariates and the outcome. When viewed as a feature selection problem, a simple quantity called influence is proposed as a measure of the marginal effects of the interaction terms on the outcome. For the case where G is known to be acyclic, it is shown that a simple algorithm that is based on a maximum-weight spanning tree with respect to the plug-in estimates of the influences not only has strong theoretical performance guarantees, but can also significantly outperform generic feature selection algorithms for recovering the graph from i.i.d. samples of the covariates and the outcome. We also provided a sample complexity analysis for detecting the interaction graph.

We mention here that the regression model considered in this paper is a much simplified one from real-world situations. To apply to real-world OMICs data for example, we shall need to expand the current model by including the main effects (in addition to the interactive effects) of the covariates on the outcome and considering possibly non-uniform covariates. It would also be interesting to explore the more challenging case where G might be cyclic. These are the directions that we plan to pursue in the near future.

APPENDIX A PROOF OF LEMMA 1

By assumption that G is acyclic, so there must exist a vertex bipartition (V_1, V_2) of G such that $I \subseteq \{\{k, l\} : k \in V_1, l \in V_2\}$. Assume without loss of generality that $i \in V_1$. We have

$$\begin{aligned}
&2^{(d-1)} \Pr(y = +1 | x_i = +1) \\
&\stackrel{(a)}{=} \sum_{x_V: x_i = +1} \Pr(y = +1 | x_V = x_V) \\
&= \sum_{x_V: x_i = +1} \sigma \left(\sum_{k \in V_1} \sum_{l \in V_2} \beta_{\{k, l\}} x_k x_l \right) \\
&\stackrel{(b)}{=} \sum_{x_V: x_i = +1} \sigma \left(- \sum_{k \in V_1} \sum_{l \in V_2} \beta_{\{k, l\}} x_k x_l \right) \\
&= \sum_{x_V: x_i = +1} \Pr(y = -1 | x_V = x_V) \\
&\stackrel{(c)}{=} 2^{(d-1)} \Pr(y = -1 | x_i = +1),
\end{aligned}$$

and hence

$$\Pr(y = +1|x_i = +1) = \Pr(y = -1|x_i = +1). \quad (23)$$

Here, (a) and (c) are due to the fact that $\Pr(x_{V \setminus \{i\}} = x_{V \setminus \{i\}} | x_i = +1) = 2^{-(d-1)}$ for any $x_{V \setminus \{i\}} \in \{+1, -1\}^{d-1}$, and (b) follows from the change of variable $x_l \rightarrow -x_l$ for all $l \in V_2$. Since $\Pr(y = +1|x_i = +1) + \Pr(y = -1|x_i = +1) = 1$, (23) immediately implies that $\Pr(y = +1|x_i = +1) = 1/2$. We thus have

$$\Pr(x_i = +1, y = +1) \stackrel{(d)}{=} \frac{1}{2} \Pr(y = +1|x_i = +1) = \frac{1}{4},$$

where (d) follows from the fact that $\Pr(x_i = +1) = 1/2$.

APPENDIX B PROOF OF LEMMA 2

Let $G_s = (V_s, I_s)$, $s = 1, \dots, t$, be the connected components of $G - \{i, j\}$. By assumption G is acyclic, so is $G - \{i, j\}$. Therefore, G_s must be a tree for any $s = 1, \dots, t$. Further note that i and j are not connected in $G - \{i, j\}$, so they must belong to two different trees. Assume without loss of generality that $i \in V_1$ and $j \in V_2$. For $s = 1, \dots, t$, let $(V_s^{(1)}, V_s^{(2)})$ be a vertex bipartition of G_s . Further assume without loss of generality that $i \in V_1^{(1)}$ and $j \in V_2^{(2)}$. Then we have

$$I \setminus \{\{i, j\}\} \subseteq \{\{k, l\} : k \in V^{(1)}, l \in V^{(2)}\}$$

where $V^{(1)} := \bigcup_{s=1}^t V_s^{(1)}$ and $V^{(2)} := \bigcup_{s=1}^t V_s^{(2)}$. Note that by construction both i and j are in $V^{(1)}$. It follows that

$$\begin{aligned} & 2^{d-2} \Pr(y = +1|x_i = +1, x_j = +1) \\ &= \sum_{x_V: (x_i, x_j) = (+1, +1)} \Pr(y = +1|x_V = x_V) \\ &= \sum_{x_V: (x_i, x_j) = (+1, +1)} \zeta_{\{i, j\}}^+(x_V) \end{aligned} \quad (24)$$

and

$$\begin{aligned} & 2^{d-2} \Pr(y = -1|x_i = +1, x_j = +1) \\ &= \sum_{x_V: (x_i, x_j) = (+1, +1)} \Pr(y = -1|x_V = x_V) \\ &= \sum_{x_V: (x_i, x_j) = (+1, +1)} \sigma\left(-\beta_{\{i, j\}} - \sum_{k \in V^{(1)}} \sum_{l \in V^{(2)}} \beta_{\{k, l\}} x_k x_l\right) \\ &\stackrel{(a)}{=} \sum_{x_V: (x_i, x_j) = (+1, +1)} \sigma\left(-\beta_{\{i, j\}} + \sum_{k \in V^{(1)}} \sum_{l \in V^{(2)}} \beta_{\{k, l\}} x_k x_l\right) \\ &= \sum_{x_V: (x_i, x_j) = (+1, +1)} \zeta_{\{i, j\}}^-(x_V), \end{aligned} \quad (25)$$

where (a) follows from the change of variable $x_l \rightarrow -x_l$ for all $l \in V^{(2)}$. Combining (24) and (25) completes the proof of (17).

APPENDIX C PROOF OF LEMMA 3

First note that the left-hand side of (18) is independent of the signs of the real constants a_i 's, and the right-hand side

of (18) is monotone decreasing with q . We thus may assume without loss of generality that

$$a_1 \geq a_2 \geq \dots \geq a_q > 0.$$

For $i = 1, \dots, q$, let

$$p_i := \Pr\left(-a_1 \leq a_1 \sum_{j=1}^i z_j + \frac{a_1}{a_i} \sum_{j=i+1}^q a_j z_j < a_1\right).$$

We have the following claim.

Claim 1: p_i is monotone decreasing with i .

Proof: Fix $i \in \{1, \dots, q-1\}$. We have

$$\begin{aligned} p_i &= \Pr\left(-a_1 \leq a_1 \sum_{j=1}^i z_j + \frac{a_1}{a_i} \sum_{j=i+1}^q a_j z_j < a_1\right) \\ &= 2^{-i} \sum_{(z_1, \dots, z_i) \in \{+1, -1\}^i} \Pr\left(-\left(1 + \sum_{j=1}^i z_j\right) a_1 \leq \frac{a_1}{a_i} \sum_{j=i+1}^q a_j z_j < \left(1 - \sum_{j=1}^i z_j\right) a_1\right) \\ &\leq \frac{a_1}{a_i} \sum_{j=i+1}^q a_j z_j < \left(1 - \sum_{j=1}^i z_j\right) a_1 \\ &= 2^{-i} \sum_{k=0}^{\lfloor i/2 \rfloor} c_{i,k} \\ &\cdot \Pr\left(-(1+i-2k) a_1 \leq \frac{a_1}{a_i} \sum_{j=i+1}^q a_j z_j < (1+i-2k) a_1\right) \\ &\stackrel{(a)}{\geq} 2^{-i} \sum_{k=0}^{\lfloor i/2 \rfloor} c_{i,k} \\ &\cdot \Pr\left(-(1+i-2k) a_1 \leq \frac{a_1}{a_{i+1}} \sum_{j=i+1}^q a_j z_j < (1+i-2k) a_1\right) \\ &= 2^{-i} \sum_{(z_1, \dots, z_i) \in \{+1, -1\}^i} \Pr\left(-\left(1 + \sum_{j=1}^i z_j\right) a_1 \leq \frac{a_1}{a_{i+1}} \sum_{j=i+1}^q a_j z_j < \left(1 - \sum_{j=1}^i z_j\right) a_1\right) \\ &\leq \frac{a_1}{a_{i+1}} \sum_{j=i+1}^q a_j z_j < \left(1 - \sum_{j=1}^i z_j\right) a_1 \\ &= \Pr\left(-a_1 \leq a_1 \sum_{j=1}^i z_j + \frac{a_1}{a_{i+1}} \sum_{j=i+1}^q a_j z_j < a_1\right) \\ &= \Pr\left(-a_1 \leq a_1 \sum_{j=1}^{i+1} z_j + \frac{a_1}{a_{i+1}} \sum_{j=i+2}^q a_j z_j < a_1\right) \\ &= p_{i+1}, \end{aligned}$$

where

$$c_{i,k} := \begin{cases} 1, & \text{if } k = 0, \\ \binom{i}{k} - \binom{i}{k-1}, & \text{if } 1 \leq k \leq \lfloor i/2 \rfloor, \end{cases}$$

and (a) follows from the assumption that $a_i \geq a_{i+1} > 0$. We may thus conclude that p_i is monotone decreasing with i . ■

By Claim 1, we have

$$\Pr\left(\left|\sum_{j=1}^q a_j z_j\right| \geq a_1\right) \geq p_1 \geq p_q$$

$$= \Pr \left(-1 \leq \sum_{j=1}^q z_j < 1 \right) = \frac{1}{2^q} \binom{q}{\lfloor q/2 \rfloor} \stackrel{(b)}{\geq} \sqrt{\frac{2}{\pi(q+2)}},$$

where (b) follows from the well-known Wallis' product [15] for π . This completes the proof of Lemma 3.

APPENDIX D PROOF OF LEMMAS 4 AND 5

Let $G_r = (V_r, I_r)$, $r = 1, \dots, t$, be the connected components of $G - \{\{1, 2\}, \{2, 3\}, \dots, \{m, m+1\}\}$. By assumption G is acyclic, so is $G - \{\{1, 2\}, \{2, 3\}, \dots, \{m, m+1\}\}$. Therefore, each connected component G_r must be a tree, and each of the vertices from $\{1, \dots, m+1\}$ is in a different tree. Further assume without loss of generality that $r \in V_r$ for all $r = 1, \dots, t$ (where apparently we have $t \geq m+1$). Let V_r^{odd} and V_r^{even} be the sets of vertices from G_r whose (graphical) distances to r are odd and even, respectively.

To prove Lemma 4, define for any $a, b, c \in \{+1, -1\}$

$$\begin{aligned} p_{1,2,m+1}^+(a, b, c) &:= \sum_{x_V: (x_1, x_2, x_{m+1}) = (a, b, c)} \Pr(y = +1 | x_V = x_V) \\ &= \sum_{x_V: (x_1, x_2, x_{m+1}) = (a, b, c)} \sigma \left(\sum_{\{k, l\} \in I} \beta_{\{k, l\}} x_k x_l \right) \end{aligned}$$

and

$$\begin{aligned} p_{1,2,m+1}^-(a, b, c) &:= \sum_{x_V: (x_1, x_2, x_{m+1}) = (a, b, c)} \Pr(y = -1 | x_V = x_V) \\ &= \sum_{x_V: (x_1, x_2, x_{m+1}) = (a, b, c)} \sigma \left(- \sum_{\{k, l\} \in I} \beta_{\{k, l\}} x_k x_l \right). \end{aligned}$$

We can write

$$\begin{aligned} 2^{d-2} \Pr(y = +1 | x_1 = +1, x_2 = +1) &= p_{1,2,m+1}^+(+1, +1, +1) + p_{1,2,m+1}^+(+1, +1, -1), \end{aligned} \quad (26)$$

$$\begin{aligned} 2^{d-2} \Pr(y = +1 | x_1 = +1, x_{m+1} = +1) &= p_{1,2,m+1}^+(+1, +1, +1) + p_{1,2,m+1}^+(+1, -1, +1), \end{aligned} \quad (27)$$

$$\begin{aligned} 2^{d-2} \Pr(y = -1 | x_1 = +1, x_{m+1} = +1) &= p_{1,2,m+1}^-(+1, +1, +1) + p_{1,2,m+1}^-(+1, -1, +1). \end{aligned} \quad (28)$$

For any $m \geq 2$, we have

$$\begin{aligned} p_{1,2,m+1}^+(+1, +1, +1) &= \sum_{x_V: (x_1, x_2, x_{m+1}) = (+1, +1, +1)} \zeta_{\{1,2\}}^+(x_V), \end{aligned} \quad (29)$$

$$\begin{aligned} p_{1,2,m+1}^+(+1, +1, -1) &= \sum_{x_V: (x_1, x_2, x_{m+1}) = (+1, +1, -1)} \zeta_{\{1,2\}}^+(x_V), \end{aligned} \quad (30)$$

$$\begin{aligned} p_{1,2,m+1}^+(+1, -1, +1) &= \sum_{x_V: (x_1, x_2, x_{m+1}) = (+1, -1, +1)} \sigma \left(\sum_{\{k, l\} \in I} \beta_{\{k, l\}} x_k x_l \right) \\ &\stackrel{(a)}{=} \sum_{x_V: (x_1, x_2, x_{m+1}) = (+1, +1, -1)} \sigma \left(-\beta_{\{1,2\}} + \sum_{\{k, l\} \in I \setminus \{1,2\}} \beta_{\{k, l\}} x_k x_l \right) \end{aligned}$$

$$\begin{aligned} &= \sum_{x_V: (x_1, x_2, x_{m+1}) = (+1, +1, -1)} \zeta_{\{1,2\}}^-(x_V), \end{aligned} \quad (31)$$

where (a) follows from the change of variable $x_k \rightarrow -x_k$ for all $k \in \bigcup_{r=2}^{m+1} V_r$. Substituting (30) and (31) into (26) and (27) completes the proof of (19).

For any $m \geq 2$ that is odd, we have

$$\begin{aligned} p_{1,2,m+1}^-(+1, +1, +1) &= \sum_{x_V: (x_1, x_2, x_{m+1}) = (+1, +1, +1)} \sigma \left(- \sum_{\{k, l\} \in I} \beta_{\{k, l\}} x_k x_l \right) \\ &\stackrel{(b)}{=} \sum_{x_V: (x_1, x_2, x_{m+1}) = (+1, +1, +1)} \sigma \left(-\beta_{\{1,2\}} + \sum_{\{k, l\} \in I \setminus \{1,2\}} \beta_{\{k, l\}} x_k x_l \right) \\ &= \sum_{x_V: (x_1, x_2, x_{m+1}) = (+1, +1, +1)} \zeta_{\{1,2\}}^-(x_V), \end{aligned} \quad (32)$$

$$\begin{aligned} p_{1,2,m+1}^-(+1, -1, +1) &= \sum_{x_V: (x_1, x_2, x_{m+1}) = (+1, -1, +1)} \sigma \left(- \sum_{\{k, l\} \in I} \beta_{\{k, l\}} x_k x_l \right) \\ &\stackrel{(c)}{=} \sum_{x_V: (x_1, x_2, x_{m+1}) = (+1, +1, -1)} \sigma \left(\beta_{\{1,2\}} + \sum_{\{k, l\} \in I \setminus \{1,2\}} \beta_{\{k, l\}} x_k x_l \right) \\ &= \sum_{x_V: (x_1, x_2, x_{m+1}) = (+1, +1, -1)} \zeta_{\{1,2\}}^+(x_V), \end{aligned} \quad (33)$$

where (b) follows from the change of variable $x_k \rightarrow -x_k$ for all $k \in V_r^{odd}$ for $r \in \{1, 2, 4, \dots, m+1, m+2, \dots, t\}$ or $k \in V_r^{even}$ for $r \in \{3, 5, \dots, m\}$, and (c) follows from the change of variable $x_k \rightarrow -x_k$ for all $k \in V_r^{odd}$ for $r \in \{1, 3, \dots, m\}$ or $k \in V_r^{even}$ for $r \in \{2, 4, \dots, m+1, m+2, \dots, t\}$. Substituting (29), (30), (32) and (33) into (27) and (28) completes the proof of (20).

To prove Lemma 5, let us first write

$$\begin{aligned} 2^{d-2} \Pr(y = +1 | x_s = +1, x_{s+1} = +1) &= p_{1,s,s+1,m+1}^+(+1, +1, +1, +1) + p_{1,s,s+1,m+1}^+(+1, +1, +1, -1) \\ &\quad + p_{1,s,s+1,m+1}^+(-1, +1, +1, +1) + p_{1,s,s+1,m+1}^+(-1, +1, +1, -1), \end{aligned} \quad (34)$$

$$\begin{aligned} 2^{d-2} \Pr(y = +1 | x_1 = +1, x_{m+1} = +1) &= p_{1,s,s+1,m+1}^+(+1, +1, +1, +1) + p_{1,s,s+1,m+1}^+(+1, +1, -1, +1) \\ &\quad + p_{1,s,s+1,m+1}^+(+1, -1, +1, +1) + p_{1,s,s+1,m+1}^+(+1, -1, -1, +1), \end{aligned} \quad (35)$$

$$\begin{aligned} 2^{d-2} \Pr(y = -1 | x_1 = +1, x_{m+1} = +1) &= p_{1,s,s+1,m+1}^-(+1, +1, +1, +1) + p_{1,s,s+1,m+1}^-(+1, +1, -1, +1) \\ &\quad + p_{1,s,s+1,m+1}^-(+1, -1, +1, +1) + p_{1,s,s+1,m+1}^-(+1, -1, -1, +1). \end{aligned} \quad (36)$$

For any $m \geq 3$, we have

$$p_{1,s,s+1,m+1}^+(+1, +1, +1, +1) = \sum_{x_V: (x_1, x_s, x_{s+1}, x_{m+1}) = (+1, +1, +1, +1)} \zeta_{\{s, s+1\}}^+(x_V), \quad (37)$$

$$p_{1,s,s+1,m+1}^+(+1, +1, +1, -1) = \sum_{x_V: (x_1, x_s, x_{s+1}, x_{m+1}) = (+1, +1, +1, -1)} \zeta_{\{s, s+1\}}^+(x_V), \quad (38)$$

$$p_{1,s,s+1,m+1}^+(-1, +1, +1, +1) = \sum_{x_V: (x_1, x_s, x_{s+1}, x_{m+1}) = (-1, +1, +1, +1)} \zeta_{\{s, s+1\}}^+(x_V), \quad (39)$$

$$p_{1,s,s+1,m+1}^+(-1, +1, +1, -1) = \sum_{x_V: (x_1, x_s, x_{s+1}, x_{m+1}) = (-1, +1, +1, -1)} \zeta_{\{s, s+1\}}^+(x_V), \quad (40)$$

$$\begin{aligned} p_{1,s,s+1,m+1}^+(+1, +1, -1, +1) &= \sum_{x_V: (x_1, x_s, x_{s+1}, x_{m+1}) = (+1, +1, -1, +1)} \sigma\left(\sum_{\{k,l\} \in I} \beta_{\{k,l\}} x_k x_l\right) \\ &\stackrel{(d)}{=} \sum_{x_V: (x_1, x_s, x_{s+1}, x_{m+1}) = (+1, +1, -1, -1)} \sigma\left(-\beta_{\{s, s+1\}} + \sum_{\{k,l\} \in I \setminus \{\{s, s+1\}\}} \beta_{\{k,l\}} x_k x_l\right) \\ &= \sum_{x_V: (x_1, x_s, x_{s+1}, x_{m+1}) = (+1, +1, -1, -1)} \zeta_{\{s, s+1\}}^-(x_V), \quad (41) \end{aligned}$$

$$\begin{aligned} p_{1,s,s+1,m+1}^+(+1, -1, +1, +1) &= \sum_{x_V: (x_1, x_s, x_{s+1}, x_{m+1}) = (+1, -1, +1, +1)} \sigma\left(\sum_{\{k,l\} \in I} \beta_{\{k,l\}} x_k x_l\right) \\ &\stackrel{(e)}{=} \sum_{x_V: (x_1, x_s, x_{s+1}, x_{m+1}) = (-1, +1, +1, +1)} \sigma\left(-\beta_{\{s, s+1\}} + \sum_{\{k,l\} \in I \setminus \{\{s, s+1\}\}} \beta_{\{k,l\}} x_k x_l\right) \\ &= \sum_{x_V: (x_1, x_s, x_{s+1}, x_{m+1}) = (-1, +1, +1, +1)} \zeta_{\{s, s+1\}}^-(x_V), \quad (42) \end{aligned}$$

$$\begin{aligned} p_{1,s,s+1,m+1}^+(+1, -1, -1, +1) &= \sum_{x_V: (x_1, x_s, x_{s+1}, x_{m+1}) = (+1, -1, -1, +1)} \sigma\left(\sum_{\{k,l\} \in I} \beta_{\{k,l\}} x_k x_l\right) \\ &\stackrel{(f)}{=} \sum_{x_V: (x_1, x_s, x_{s+1}, x_{m+1}) = (-1, +1, +1, -1)} \sigma\left(\beta_{\{s, s+1\}} + \sum_{\{k,l\} \in I \setminus \{\{s, s+1\}\}} \beta_{\{k,l\}} x_k x_l\right) \\ &= \sum_{x_V: (x_1, x_s, x_{s+1}, x_{m+1}) = (-1, +1, +1, -1)} \zeta_{\{s, s+1\}}^+(x_V), \quad (43) \end{aligned}$$

where (d) follows from the change of variable $x_k \rightarrow -x_k$ for all $k \in \bigcup_{r=s+1}^{m+1} V_r$, (e) follows from the change of variable $x_k \rightarrow -x_k$ for all $k \in \bigcup_{r=1}^s V_r$, and (f) follows from the change of variable $x_k \rightarrow -x_k$ for all $k \in \bigcup_{r=1}^{m+1} V_r$. Substituting (38)–(43) into (34) and (35) completes the proof of (21).

To prove (22), assume that $m \geq 3$ is odd. When s is even,

we have

$$\begin{aligned} p_{1,s,s+1,m+1}^-(&+1, +1, +1, +1) \\ &= \sum_{x_V: (x_1, x_s, x_{s+1}, x_{m+1}) = (+1, +1, +1, +1)} \sigma\left(-\sum_{\{k,l\} \in I} \beta_{\{k,l\}} x_k x_l\right) \\ &\stackrel{(g)}{=} \sum_{x_V: (x_1, x_s, x_{s+1}, x_{m+1}) = (-1, +1, +1, -1)} \sigma\left(-\beta_{\{s, s+1\}} + \sum_{\{k,l\} \in I \setminus \{\{s, s+1\}\}} \beta_{\{k,l\}} x_k x_l\right) \\ &= \sum_{x_V: (x_1, x_s, x_{s+1}, x_{m+1}) = (-1, +1, +1, -1)} \zeta_{\{s, s+1\}}^-(x_V), \quad (44) \end{aligned}$$

$$\begin{aligned} p_{1,s,s+1,m+1}^-(&+1, +1, -1, +1) \\ &= \sum_{x_V: (x_1, x_s, x_{s+1}, x_{m+1}) = (+1, +1, -1, +1)} \sigma\left(-\sum_{\{k,l\} \in I} \beta_{\{k,l\}} x_k x_l\right) \\ &\stackrel{(h)}{=} \sum_{x_V: (x_1, x_s, x_{s+1}, x_{m+1}) = (-1, +1, +1, +1)} \sigma\left(\beta_{\{s, s+1\}} + \sum_{\{k,l\} \in I \setminus \{\{s, s+1\}\}} \beta_{\{k,l\}} x_k x_l\right) \\ &= \sum_{x_V: (x_1, x_s, x_{s+1}, x_{m+1}) = (-1, +1, +1, +1)} \zeta_{\{s, s+1\}}^+(x_V), \quad (45) \end{aligned}$$

$$\begin{aligned} p_{1,s,s+1,m+1}^-(&+1, -1, +1, +1) \\ &= \sum_{x_V: (x_1, x_s, x_{s+1}, x_{m+1}) = (+1, -1, +1, +1)} \sigma\left(-\sum_{\{k,l\} \in I} \beta_{\{k,l\}} x_k x_l\right) \\ &\stackrel{(i)}{=} \sum_{x_V: (x_1, x_s, x_{s+1}, x_{m+1}) = (+1, +1, +1, -1)} \sigma\left(\beta_{\{s, s+1\}} + \sum_{\{k,l\} \in I \setminus \{\{s, s+1\}\}} \beta_{\{k,l\}} x_k x_l\right) \\ &= \sum_{x_V: (x_1, x_s, x_{s+1}, x_{m+1}) = (+1, +1, +1, -1)} \zeta_{\{s, s+1\}}^+(x_V), \quad (46) \end{aligned}$$

$$\begin{aligned} p_{1,s,s+1,m+1}^-(&+1, -1, -1, +1) \\ &= \sum_{x_V: (x_1, x_s, x_{s+1}, x_{m+1}) = (+1, -1, -1, +1)} \sigma\left(-\sum_{\{k,l\} \in I} \beta_{\{k,l\}} x_k x_l\right) \\ &\stackrel{(j)}{=} \sum_{x_V: (x_1, x_s, x_{s+1}, x_{m+1}) = (+1, +1, +1, +1)} \sigma\left(-\beta_{\{s, s+1\}} + \sum_{\{k,l\} \in I \setminus \{\{s, s+1\}\}} \beta_{\{k,l\}} x_k x_l\right) \\ &= \sum_{x_V: (x_1, x_s, x_{s+1}, x_{m+1}) = (+1, +1, +1, +1)} \zeta_{\{s, s+1\}}^-(x_V), \quad (47) \end{aligned}$$

where (g) follows from the change of variable $x_k \rightarrow -x_k$

for all $k \in V_r^{odd}$ for $r \in \{2, 4, \dots, s, s+1, s+3, \dots, m\}$ or $k \in V_r^{even}$ for $r \in \{1, 3, \dots, s-1, s+2, s+4, \dots, m+1, m+2, \dots, t\}$, (h) follows from the change of variable $x_k \rightarrow -x_k$ for all $k \in V_r^{odd}$ for $r \in \{2, 4, \dots, m+1, m+2, \dots, t\}$ or $k \in V_r^{even}$ for $r \in \{1, 3, \dots, m\}$, (i) follows from the change of variable $x_k \rightarrow -x_k$ for all $k \in V_r^{odd}$ for $r \in \{1, 3, \dots, m\}$ or $k \in V_r^{even}$ for $r \in \{2, 4, \dots, m+1, m+2, \dots, t\}$, and (j) follows from the change of variable $x_k \rightarrow -x_k$ for all $k \in V_r^{odd}$ for $r \in \{1, 3, \dots, s-1, s+2, s+4, \dots, m+1, m+2, \dots, t\}$ or $k \in V_r^{even}$ for $r \in \{2, 4, \dots, s, s+1, s+3, \dots, m\}$. Substituting (37)-(40) and (44)-(47) into (34) and (36) completes the proof of (22) when s is even.

When s is odd, we have

$$\begin{aligned}
 & p_{1,s,s+1,m+1}^-(+1, +1, +1, +1) \\
 &= \sum_{x_V: (x_1, x_s, x_{s+1}, x_{m+1}) = (+1, +1, +1, +1)} \sigma\left(-\sum_{\{k,l\} \in I} \beta_{\{k,l\}} x_k x_l\right) \\
 &\stackrel{(k)}{=} \sum_{x_V: (x_1, x_s, x_{s+1}, x_{m+1}) = (+1, +1, +1, +1)} \sigma\left(-\beta_{\{s,s+1\}} + \sum_{\{k,l\} \in I \setminus \{\{s,s+1\}\}} \beta_{\{k,l\}} x_k x_l\right) \\
 &= \sum_{x_V: (x_1, x_s, x_{s+1}, x_{m+1}) = (-1, +1, +1, -1)} \zeta_{\{s,s+1\}}^-(x_V), \quad (48)
 \end{aligned}$$

$$\begin{aligned}
 & p_{1,s,s+1,m+1}^-(+1, +1, -1, +1) \\
 &= \sum_{x_V: (x_1, x_s, x_{s+1}, x_{m+1}) = (+1, +1, -1, +1)} \sigma\left(-\sum_{\{k,l\} \in I} \beta_{\{k,l\}} x_k x_l\right) \\
 &\stackrel{(l)}{=} \sum_{x_V: (x_1, x_s, x_{s+1}, x_{m+1}) = (+1, +1, +1, -1)} \sigma\left(\beta_{\{s,s+1\}} + \sum_{\{k,l\} \in I \setminus \{\{s,s+1\}\}} \beta_{\{k,l\}} x_k x_l\right) \\
 &= \sum_{x_V: (x_1, x_s, x_{s+1}, x_{m+1}) = (-1, +1, +1, -1)} \zeta_{\{s,s+1\}}^+(x_V), \quad (49)
 \end{aligned}$$

$$\begin{aligned}
 & p_{1,s,s+1,m+1}^-(+1, -1, +1, +1) \\
 &= \sum_{x_V: (x_1, x_s, x_{s+1}, x_{m+1}) = (+1, -1, +1, +1)} \sigma\left(-\sum_{\{k,l\} \in I} \beta_{\{k,l\}} x_k x_l\right) \\
 &\stackrel{(m)}{=} \sum_{x_V: (x_1, x_s, x_{s+1}, x_{m+1}) = (-1, +1, +1, +1)} \sigma\left(\beta_{\{s,s+1\}} + \sum_{\{k,l\} \in I \setminus \{\{s,s+1\}\}} \beta_{\{k,l\}} x_k x_l\right) \\
 &= \sum_{x_V: (x_1, x_s, x_{s+1}, x_{m+1}) = (-1, +1, +1, +1)} \zeta_{\{s,s+1\}}^+(x_V), \quad (50)
 \end{aligned}$$

$$\begin{aligned}
 & \sigma\left(-\sum_{\{k,l\} \in I} \beta_{\{k,l\}} x_k x_l\right) \\
 &\stackrel{(n)}{=} \sum_{x_V: (x_1, x_s, x_{s+1}, x_{m+1}) = (-1, +1, +1, -1)} \sigma\left(-\beta_{\{s,s+1\}} + \sum_{\{k,l\} \in I \setminus \{\{s,s+1\}\}} \beta_{\{k,l\}} x_k x_l\right) \\
 &= \sum_{x_V: (x_1, x_s, x_{s+1}, x_{m+1}) = (-1, +1, +1, -1)} \zeta_{\{s,s+1\}}^-(x_V), \quad (51)
 \end{aligned}$$

where (k) follows from the change of variable $x_k \rightarrow -x_k$ for all $k \in V_r^{odd}$ for $r \in \{1, 3, \dots, s, s+1, s+3, \dots, m+1, m+2, \dots, t\}$ or $k \in V_r^{even}$ for $r \in \{2, 4, \dots, s-1, s+2, s+4, \dots, m\}$, (l) follows from the change of variable $x_k \rightarrow -x_k$ for all $k \in V_r^{odd}$ for $r \in \{1, 3, \dots, m\}$ or $k \in V_r^{even}$ for $r \in \{2, 4, \dots, m+1, m+2, \dots, t\}$, (m) follows from the change of variable $x_k \rightarrow -x_k$ for all $k \in V_r^{odd}$ for $r \in \{2, 4, \dots, m+1, m+2, \dots, t\}$ or $k \in V_r^{even}$ for $r \in \{1, 3, \dots, m\}$, and (n) follows from the change of variable $x_k \rightarrow -x_k$ for all $k \in V_r^{odd}$ for $r \in \{2, 4, \dots, s-1, s+2, s+4, \dots, m\}$ or $k \in V_r^{even}$ for $r \in \{1, 3, \dots, s, s+1, s+3, \dots, m+1, m+2, \dots, t\}$. Substituting (37)-(40) and (48)-(51) into (34) and (36) completes the proof of (22) when s is odd.

REFERENCES

- [1] J. H. Moore, "The Ubiquitous Nature of Epistasis in Determining Susceptibility to Common Human Diseases," *Hum. Hered.*, vol. 56, no. 1-3, pp. 73-82, Nov. 2003.
- [2] Y. Chung, S. Y. Lee, R. C. Elston, and T. Park, "Odds Ratio Based Multifactor-Dimensionality Reduction Method for Detecting Gene-Gene Interactions," *Bioinformatics*, vol. 23, no. 1, pp. 71-76, Jan. 2007.
- [3] D. Anastassiou, "Computational Analysis of the Synergy among Multiple Interacting Genes," *Mol. Syst. Biol.*, vol. 3, no. 83, pp. 1-8, Feb. 2007.
- [4] J. Gayan, *et al.* "A Method for Detecting Epistasis in Genome-wide Studies Using Case-Control Multi-locus Association Analysis," *BMC Genomics*, vol. 9, no. 360, pp. 1-14, July 2008.
- [5] J. A. Eddy, J. Sung, D. Geman, and N. D. Price, "Relative Expression Analysis for Molecular Cancer Diagnosis and Prognosis," *Tech. Cancer Res. Treat.*, vol. 9, no. 2, pp. 149-159, Apr. 2010.
- [6] K. Hoon, J. Watkinson, and D. Anastassiou, "Biomarker Discovery Using Statistically Significant Gene Sets," *J. Comput. Biol.*, vol. 18, no. 10, pp. 1-10, Oct. 2011.
- [7] A. A. Adl, X. Qian, P. Xu, K. Vehik, and J. Krischer, "Feature Ranking Based on Synergy Networks to Identify Prognostic Markers in DPT-1," *EURASIP J. Bioinform. Syst. Biol.*, vol. 2013, no. 1, pp. 1-9, Sept. 2013.
- [8] N. A. Sakhanenko and D. J. Galas, "Biological Data Analysis as an Information Theory Problem: Multivariable Dependence Measures and the Shadows Algorithm," *J. Comput. Biol.*, vol. 22, no. 11, pp. 1005-1024, Nov. 2015.
- [9] Y. Saeys, I. Inza, and P. Larranaga, "A Review of Feature Selection Techniques in Bioinformatics," *Bioinformatics*, vol. 23, no. 19, pp. 2507-2517, Oct. 2007.
- [10] T. M. Cover and J. A. Thomas, *Elements of Information Theory*, 2nd ed., Hoboken, NJ: John Wiley & Sons, July 2006.
- [11] H. C. Peng, F. Long, and C. Ding, "Feature Selection Based on Mutual Information: Criteria of Max-Dependency, Max-Relevance, and Min-Redundancy," *IEEE Trans. Pattern Anal. Mach. Intell.*, vol. 27, no. 8, pp. 1226-1238, Aug. 2005.
- [12] G. Bresler, "Efficiently Learning Ising Models on Arbitrary Graphs," *Proc. 47th Annu. ACM Symp. Theory Comput.*, pp. 771-782, June 2015.
- [13] W. Hoeffding, "Probability Inequalities for Sums of Bounded Random Variables," *J. Amer. Stat. Assoc.*, vol. 58, no. 301, pp. 13-30, Mar. 1963.
- [14] L. Paninski, "Estimation of Entropy and Mutual Information," *Neural Comput.*, vol. 15, no. 6, pp. 1191-1253, June 2003.
- [15] J. L. Berggren, J. M. Borwein, and P. Borwein, *Pi: A Source Book* 3rd ed., New York, NY: Springer, June 2004.