

Spectrum graph coloring and applications to WiFi channel assignment

David Orden ^{*1}, Ivan Marsa-Maestre ^{†2}, Jose Manuel
Gimenez-Guzman ^{‡2}, and Enrique de la Hoz ^{§2}

¹Departamento de Física y Matemáticas, Universidad de Alcalá,
Spain, david.orden@uah.es

²Departamento de Automática, Universidad de Alcalá, Spain,
ivan.marsa@uah.es | josem.gimenez@uah.es | enrique.delahoz@uah.es

Abstract

Motivated by WiFi channel assignment, we propose and explore two vertex-coloring problems for graphs, where the spectrum of colors is endorsed with a matrix of interferences between each pair of colors. The THRESHOLD SPECTRUM COLORING problem fixes the number of colors available and aims to minimize the interference threshold, i.e., the maximum of the interferences at the vertices. The CHROMATIC SPECTRUM COLORING problem fixes a threshold and aims to minimize the number of colors for which respecting that threshold is possible. As theoretical results, we show that both problems are NP-hard and we prove upper bounds for the solutions to each problem, with interesting applications to the design and planning of wireless network infrastructures. We complete the scene with experimental results, proposing a DSATUR-based heuristic for each problem and comparing them with the nonlinear optimizer ALHSO.

Keywords: graph coloring, threshold spectrum coloring, chromatic spectrum coloring, DSATUR, frequency assignment, WiFi channel assignment

^{*}Email: david.orden@uah.es. Research supported by MICINN Projects MTM2011-22792 and TIN2014-61627-EXP, ATLAS-Project VA172A12-2, TIGRE5-CM Comunidad de Madrid Project S2013/ICE-2919.

[†]Email: ivan.marsa@uah.es. Research supported by MICINN Project TIN2014-61627-EXP and TIGRE5-CM Comunidad de Madrid Project S2013/ICE-2919

[‡]Email: josem.gimenez@uah.es. Research supported by MICINN Project TIN2014-61627-EXP and TIGRE5-CM Comunidad de Madrid Project S2013/ICE-2919

[§]Email: enrique.delahoz@uah.es. Research supported by MICINN Project TIN2014-61627-EXP and TIGRE5-CM Comunidad de Madrid Project S2013/ICE-2919

1 Introduction

Graph coloring is among the main problems in Discrete Mathematics, attracting researchers from both mathematics and engineering, because of its theoretical challenges and applications [16, 22]. One of the most prominent applications of vertex-coloring problems is frequency assignment [1], for which models range from the most naive, forbidding monochromatic edges, to the most general, with assignment constraints, interference constraints, and an objective function.

The present work explores an intermediate model, in which we are given an abstract graph G and a spectrum of colors $S = \{c_1, \dots, c_s\}$ endorsed with a matrix W of non-negative distances, or interferences, $W_{ij} = W(c_i, c_j)$ between each pair of colors. Throughout this paper the graph G will be undirected and, thus, the matrix W will be symmetric. For such a pair (G, W) , a coloring c of the graph will induce at each vertex v an *interference*

$$I_v(G, W, c) = \sum_{u \in N(v)} W(c(u), c(v)).$$

This setting has interest on its own, since actual distances between industrial colors can be computed by the CIEDE2000 formula [20]. However, our motivation steams mainly from IEEE 802.11 (WiFi) channel assignment. This technology has been widely deployed in local area networks mostly because of both its low cost and the use of unlicensed frequency band. For a successful deployment, there are some performance issues to be managed, such as avoiding an excessive interference that will impact performance. In [4] it is shown the direct relation between interference and the perceived throughput. Hence, channel assignment techniques select a frequency channel for each access point (AP) to be used during a certain amount of time, accounting for interferences between channels and trying to minimize the total interference in order to maximize performance.

We have already shown that our model can be successfully applied to find efficient frequency assignments in Wireless Surveillance Sensor Networks [13]. In the present paper we propose and explore two new problems, with further applications to frequency assignment.

First, we introduce the THRESHOLD SPECTRUM COLORING (TSC) problem: Given a graph G and a spectrum of k colors (channels), endorsed with a $k \times k$ matrix W of interferences between them, the goal is to determine the minimum threshold $t \in \mathbb{R}_{\geq 0}$ such that (G, W) admits a k -coloring c in which the interference at every vertex is at most t , i.e., $I_v(G, W, c) \leq t$, $\forall v$. Such a minimum t will be called the *minimum k -chromatic threshold* of (G, W) , denoted as $T_k(G, W)$.

Second, since the TSC problem fixes the parameter k and aims to minimize the parameter t , it is then natural to wonder about the complementary situation, fixing the parameter t and aiming to minimize the parameter k . In

the CHROMATIC SPECTRUM COLORING (CSC) problem a threshold $t \in \mathbb{R}_{\geq 0}$ is fixed and the spectrum is let to have size the number $|V(G)|$ of vertices, so that the goal is to determine the minimum number of colors (channels) $k \in \mathbb{N}$ such that (G, W) admits a k -coloring c in which the interference at every vertex is at most that threshold t . Such a minimum k will be called the *t-interference chromatic number* of (G, W) , denoted as $\chi_t(G, W)$.

From an application point of view, the CSC problem aims to compute the minimum number of colors that guarantee a minimum throughput to every user in the network, so it can be seen as the problem of determining the number of resources (colors) required to provide a certain quality of service.

The remainder of this section presents a case study to illustrate both problems, along with a discussion of relevant related work. Section 2 is devoted to theoretical results, showing that both problems are NP-hard and proving upper bounds for the solutions to each problem. Section 3 completes the scene with experimental results, proposing a DSATUR-based heuristic for each problem and comparing them with selected reference approaches. Finally, Section 4 summarizes our conclusions.

1.1 A case study

Let us illustrate these two problems by analyzing an example which uses the paw graph PG [23], see Figure 1 (right). For the TSC problem, consider an spectrum of $k = 3$ colors $S = \{\text{red, green, blue}\}$, endorsed with the 3×3 matrix of interferences with exponential decay of base 2,

$$W_{2ed} = \begin{pmatrix} 1 & 1/2 & 1/4 \\ 1/2 & 1 & 1/2 \\ 1/4 & 1/2 & 1 \end{pmatrix}.$$

See Figure 1 (left) for an illustration.

In this TSC problem, we have a fixed number of colors k and we want to find the smallest possible interference threshold t . Figure 1, right, shows all the proper (without monochromatic edges) 3-colorings of the paw graph, together with the interference $I_v(PG, W_{2ed}, c)$ at every vertex v .

Observe that the highlighted colorings achieve interference at most $t = 1$ at every vertex. This is impossible for improper colorings, since the matrix W assigns interference 1 to monochromatic edges which, therefore, will lead to one of its endpoints having interference greater than 1.

Let us show now that, in this setting, no coloring can achieve a maximum vertex interference t strictly smaller than 1: Focus on the central vertex of the paw graph and observe that, according to the matrix W_{2ed} , that vertex can only achieve an interference smaller than 1 if it is colored red and its neighbors are colored blue, or vice versa. But this gives rise to

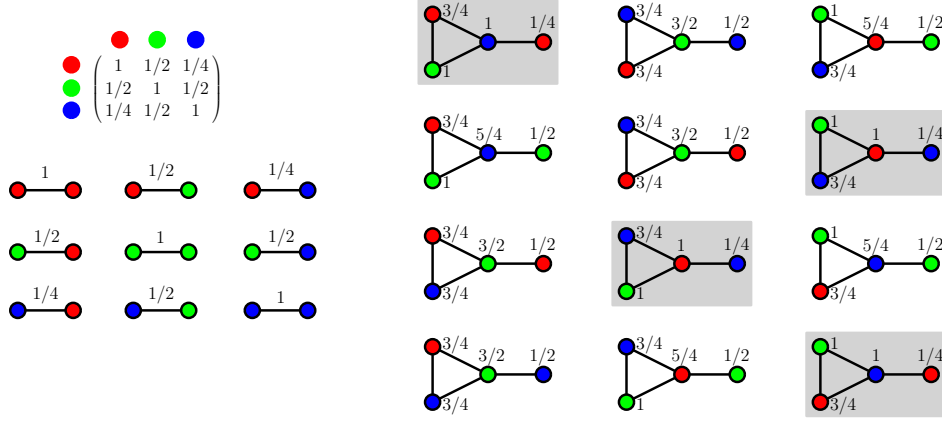


Figure 1: Left: Matrix W_{2ed} and the interferences it induces on the different possible colorings of an edge. Right: All proper 3-colorings of the paw graph and the interferences they induce at every vertex. Highlighted colorings achieve interference ≤ 1 at every vertex.

a monochromatic edge between the left vertices of the paw, which implies interference greater than 1 at those two vertices. See Figure 2.

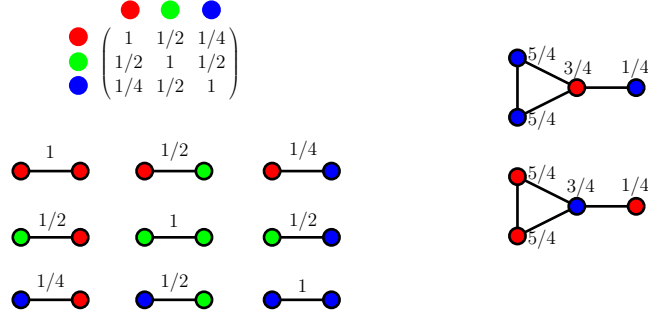


Figure 2: Possibilities for the central vertex of the paw graph to have interference smaller than 1.

Therefore, we have solved the corresponding TSC problem, proving that for the paw graph PG with $k = 3$ colors and a matrix W_{2ed} with exponential decay of base 2, the minimum chromatic threshold t achievable is 1, i.e.,

$$T_3(PG, W_{2ed}) = 1.$$

For the CSC problem, we let the size of the spectrum equal the number of vertices, which is four in the paw graph PG . Consider for example $S =$

$\{\text{red, green, blue, violet}\}$, also endorsed with the matrix of interferences with exponential decay of base 2, in this case of size 4×4 ,

$$W_{2ed} = \begin{pmatrix} 1 & 1/2 & 1/4 & 1/8 \\ 1/2 & 1 & 1/2 & 1/4 \\ 1/4 & 1/2 & 1 & 1/2 \\ 1/8 & 1/4 & 1/2 & 1 \end{pmatrix}.$$

In this setting, we can fix an interference threshold $t = 1$ and we aim to find the smallest number k of colors for which such a threshold is achievable. The discussion above for the previous problem shows that the threshold $t = 1$ can be achieved with three of those colors, i.e., $k = 3$. We now show that such a threshold is impossible to achieve with only $k = 2$ colors among the four colors available: Focus again on the central vertex of the paw graph PG . If it has a neighbor with its same color, then a monochromatic edge arises and, as above, this implies the interference at some vertex being greater than one. If the central vertex has no neighbor with its same color, then all its neighbors share a common color, so that again a monochromatic edge arises and there is a vertex with interference greater than one. See Figure 3.

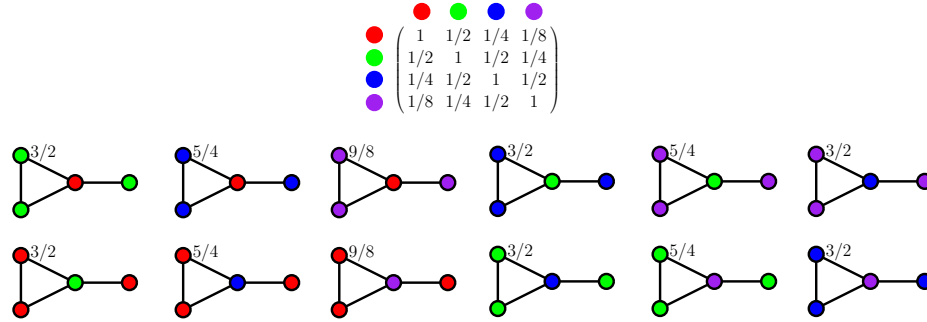


Figure 3: Possibilities for the central vertex of the paw graph to have no neighbor with its same color, when using $k = 2$ colors among the 4 colors available.

Therefore, we have solved the corresponding CSC problem proving that, for the paw graph PG with threshold $t = 1$ and a matrix W_{2ed} with exponential decay of base 2, the interference chromatic number is 3, i.e.,

$$\chi_1(PG, W_{2ed}) = 3.$$

1.2 Related work

Araujo et al. [3] consider a weight function w on the edges of the graph G instead of a matrix W of interferences between colors, and they define the

interference at a vertex to be the sum of weights of incident monochromatic edges. For a given edge-weighted graph (G, w) they study the WEIGHTED IMPROPER COLORING and the THRESHOLD IMPROPER COLORING problem, which resemble the problems we propose in this work.

There are also many works imposing conditions to the colors of the endpoints of any edge. Many of these can be framed into $L(p_1, \dots, p_k)$ -labellings [11], where vertices at distance i must get colors at distance $\geq p_i$. Particular instances include *distance coloring* [21], where no two vertices at distance $\leq d$ can have the same color, λ -coloring [5], where adjacent vertices must get colors ≥ 2 apart and vertices at distance ≤ 2 must get different colors, as well as $L(h, k)$ -labellings [8], where adjacent vertices must get colors $\geq h$ apart and vertices at distance 2 must get colors $\geq k$ apart.

For a different setting, in a *bandwidth coloring* [16] a distance d_{ij} is associated to each particular edge ij , forcing its endpoints to get colors $\geq d_{ij}$ apart. A similar flavor has the *T-coloring* [18], where adjacent vertices must get colors whose distance is not in a prescribed set T , and the *S-coloring* [9], where the vertices have to be partitioned into sets with prescribed pairwise distances.

Of independent interest are the works on the Frequency Assignment Problem, which use different models to fit the characteristics of specific applications. The bibliography about this problem is too extensive to include here even a selection. Instead, we refer the reader to the comprehensive survey by Aardal et al. [1].

2 Theoretical results

2.1 Complexity

The well-known VERTEX COLORING (VC) problem, which aims for a proper coloring (with no monochromatic edges) is a particular case of our CHROMATIC SPECTRUM COLORING problem, using the identity I as matrix of weights and a threshold $t = 0$. Therefore, the usual chromatic number is the 0-interference chromatic number of (G, I) , that is,

$$\chi(G) = \chi_0(G, I).$$

With the same identity matrix and a threshold t , we get the IMPROPER COLORING problem, which allows at most t monochromatic edges around a vertex. These two particular cases are NP-hard [14, 24], hence so is our CHROMATIC SPECTRUM COLORING problem.

In addition, fixed any $k \geq 2$ it is NP-complete to decide if there exists a k -coloring with interference at most any threshold $t \geq 2$, see [3] and the references therein. This implies that our THRESHOLD SPECTRUM COLORING is also NP-hard. Let us formally state these two results:

Theorem 1 *The CHROMATIC SPECTRUM COLORING and the THRESHOLD SPECTRUM COLORING problems are NP-hard.*

2.2 Upper bounds

In this subsection we prove theoretical upper bounds for the goal of the TSC problem, the minimum k -chromatic threshold $T_k(G, W)$, and for the aim of the CSC problem, the t -interference chromatic number $\chi_t(G, W)$.

Given a graph G , a matrix W , and a coloring c , we denote the *potential interference* at vertex v if this vertex had color i as

$$I_v^i(G, W, c) = \sum_{u \in N(v)} W(c(u), i).$$

Note that for i the actual color of v , i.e., $i = c(v)$, we get the actual interference at vertex v , that is, $I_v^{c(v)}(G, W, c) = I_v(G, W, c)$.

A k -coloring c of G will be said to be *W-balanced* if, for every vertex, the actual interference is not greater than any of the potential interferences, i.e., if for every vertex v we have $I_v(G, W, c) \leq I_v^j(G, W, c)$ for all $j \in \{1, \dots, k\}$. We first prove that balanced colorings do exist:

Proposition 2 *Given a graph G and a spectrum S of size $|S| \geq 2$ endorsed with a matrix W of interferences, there exists a W -balanced coloring of G .*

Proof. Let I be the sum of edge-interferences for the current coloring c , i.e.,

$$I = \sum_{uv \in E} W(c(u), c(v)).$$

(Note that this is actually half of the sum of interferences at every vertex.) Observe that any coloring achieving the minimum for this sum of edge-interferences will be a W -balanced coloring of G : If there is a current interference $I_v^{c(v)}$ which is greater than a potential interference I_v^i , then recoloring would lead to a smaller sum I of edge-interferences. Furthermore, we can prove that such a balanced coloring can be found by a random greedy algorithm: Start with a random coloring of the graph $G = (V, E)$ and, if there exist a vertex $v \in V$ and a color $j \in S$ such that the potential interference $I_v^j(G, W, c)$ for that color is smaller than the current interference $I_v^{c(v)}(G, W, c)$, then recolor the vertex v with color j and repeat.

Each step of the procedure increases I by $I_v^j(G, W, c)$ and decreases I by $I_v^{c(v)}(G, W, c)$ (in both cases, c is the initial coloring before the step). Hence, the sum of edge-interferences I decreases by a positive amount $I_v^{c(v)}(G, W, c) - I_v^j(G, W, c)$ and the random greedy algorithm finishes with a W -balanced coloring of G . \square

Before proving our bounds, we also need the following lemma:

Lemma 3 Any W -balanced k -coloring c of a graph G fulfills that, for each vertex v ,

$$k I_v^{c(v)}(G, W, c) \leq \deg(v) \|W\|_\infty,$$

where $\|W\|_\infty = \max_i \sum_j W_{ij}$ is the natural norm of the matrix W .

Proof. First, observe that such a coloring fulfills

$$k I_v^{c(v)}(G, W, c) \leq \sum_{j=1}^k I_v^j(G, W, c),$$

because c being balanced implies that the interference $I_v^{c(v)}(G, W, c)$ is actually not greater than all of the potential interferences $I_v^j(G, W, c)$. Restating the sum of the potential interferences at v as the sum of interferences contributed by neighbors of each color while varying the color of v , the right-hand side in the previous equation equals

$$\sum_{u \in N(v) | c(u)=1} \sum_j W_{1j} + \cdots + \sum_{u \in N(v) | c(u)=k} \sum_j W_{kj}$$

and this sum is not greater than the number of neighbors of v times the maximum of the sums $\sum_j W_{ij}$, i.e., not greater than $\deg(v) \|W\|_\infty$. \square

Now we are ready to prove an upper bound for the aim of the TSC problem:

Theorem 4 Given a graph G and a spectrum S of size $|S|$ endorsed with a matrix W of interferences, for any fixed natural number $2 \leq k \leq |S|$, the following bound holds for the minimum k -chromatic threshold $T_k(G, W)$:

$$T_k(G, W) \leq \frac{\Delta(G) \|W\|_\infty}{k},$$

where $\Delta(G)$ is the maximum vertex-degree in the graph G .

Furthermore, this bound is as tight as it can be, i.e., there are instances of k, G, W for which the bound is tight.

Proof. By definition of $T_k(G, W)$, in order to prove the bound it is enough to prove that there exists a coloring c_0 of G with k colors for which the interference at every vertex does not exceed the threshold $t_0 = \frac{\Delta(G) \|W\|_\infty}{k}$.

Because of Proposition 2 and $k \geq 2$, we know that there exists a W -balanced coloring c_0 of G using k colors. It just remains to prove the interference condition. For every vertex v we have

$$k T_k(G, W) \leq k I_v^{c(v)}(G, W, c) \leq \deg(v) \|W\|_\infty,$$

where the leftmost inequality follows from $T_k(G, W)$ being minimum and the coloring being balanced, while the rightmost inequality comes from Lemma 3. The bound in the statement follows.

For the final claim in the statement, it is enough to note that taking $k = 2$ and $W = I$ our bound results in $T_2(G, W) \leq \left\lceil \frac{\Delta(G)}{2} \right\rceil$, which is tight for the graph G being a cycle of odd length. In that case it is not possible to avoid monochromatic edges, with the best coloring achieving a single monochromatic edge and, therefore, a smallest threshold of 1, which matches the bound $\left\lceil \frac{\Delta(G)}{2} \right\rceil = \left\lceil \frac{2}{2} \right\rceil = 1$. \square

Next, we provide an upper bound for the aim of the CSC problem. The bound uses the generalization of the greatest common divisor (gcd) to non-integer numbers, which is defined analogously just considering that a number x divides a number y if the fraction y/x is an integer.

Theorem 5 *Given a graph G and a spectrum S of size $|S| \geq 2$ endorsed with a matrix W of interferences, for any fixed threshold t being a multiple of $\gcd(W)$ and such that $t \geq \frac{\Delta(G) \|W\|_\infty - \gcd(W)(|S|-1)}{|S|}$ the following bound holds for the t -interference chromatic number $\chi_t(G, W)$:*

$$\chi_t(G, W) \leq \left\lceil \frac{\Delta(G) \|W\|_\infty + \gcd(W)}{t + \gcd(W)} \right\rceil.$$

If t is not a multiple of $\gcd(W)$, the bound can be expressed as

$$\chi_t(G, W) \leq \left\lceil \frac{\Delta(G) \|W\|_\infty + \gcd(W)}{\gcd(W) \left\lfloor \frac{t}{\gcd(W)} \right\rfloor + \gcd(W)} \right\rceil,$$

where t is replaced by the nearest multiple of $\gcd(W)$ below t .

Furthermore, these bounds are as tight as they can be, i.e., there are instances of t, G, W for which the bounds are tight.

Proof. The number of colors has to be at least one and the bound is trivially satisfied for $\chi_t(G, W) = 1$, so let us focus on the case $\chi_t(G, W) > 1$. We start with the case of t being a multiple of $\gcd(W)$.

By definition of $\chi_t(G, W)$, in order to prove the bound it is enough to prove that there exists a coloring c_0 of G with $k_0 = \left\lceil \frac{\Delta(G) \|W\|_\infty + \gcd(W)}{t + \gcd(W)} \right\rceil$ colors for which the interference at every vertex does not exceed the threshold t , i.e., $I_v(G, W, c_0) \leq t$, $\forall v$. Note that the condition on t in the statement ensures that $k_0 \leq |S|$.

Because of Proposition 2 and $k_0 \geq 2$, we know that there exists a W -balanced coloring c_0 of G using k_0 colors. Hence, it just remains to prove the interference condition.

By contradiction, suppose that for the coloring c_0 there is a vertex v in G with an interference above the threshold t , i.e.,

$$I_v^{c_0(v)}(G, W, c_0) > t$$

which, because of t and the interferences around a vertex being multiples of $\gcd(W)$, implies

$$I_v^{c_0(v)}(G, W, c_0) \geq t + \gcd(W).$$

Then, since the coloring c_0 is balanced, Lemma 3 leads to

$$\Delta(G) \|W\|_\infty \geq \deg(v) \|W\|_\infty \geq k_0 I_v^{c_0(v)}(G, W, c_0) \geq k_0 (t + \gcd(W)),$$

where the leftmost inequality follows from the definition of $\Delta(G)$.

But then our choice of k_0 implies that

$$\Delta(G) \|W\|_\infty \geq \Delta(G) \|W\|_\infty + \gcd(W),$$

which is a contradiction.

The same arguments work for the case of t not being a multiple of $\gcd(W)$, taking into account that interferences around a vertex have to be multiples of $\gcd(W)$. For the final claim in the statement, it is enough to take $W = I$ and $t = 0$ (which is possible as long as $|S| \geq \Delta(G) + 1$, i.e., the coloring is not forced to be improper). Thus, our bound coincides with Brooks' bound [7] for the chromatic number $\chi_0(G, I) = \chi(G) \leq \Delta(G) + 1$, which is tight for the graph G being a cycle of odd length. \square

Observation 6 *The reader can check that the case analyzed in Subsection 1.1 does fulfill the bounds in Theorems 4 and 5. Respectively:*

$$1 = T_3(PG, W_{2ed}) \leq \frac{\Delta(PG) \|W_{2ed}\|_\infty}{3} = \frac{3 \cdot 2}{3} = 2$$

and

$$3 = \chi_1(PG, W_{2ed}) \leq \left\lceil \frac{\Delta(PG) \|W_{2ed}\|_\infty + \gcd(W_{2ed})}{1 + \gcd(W_{2ed})} \right\rceil = \left\lceil \frac{3 \cdot \frac{9}{4} + \frac{1}{8}}{1 + \frac{1}{8}} \right\rceil = 7.$$

Note that, in this case, the small size of the graph makes the upper bound 7 exceed the actual size of the spectrum $|S| = |V(G)| = 4$, because the chosen threshold $t = 1$ does not fulfill the condition in the statement of Theorem 5:

$$1 = t < \frac{\Delta(PG) \|W_{2ed}\|_\infty - \gcd(W_{2ed})(|S| - 1)}{|S|} = \frac{3\frac{9}{4} - \frac{1}{8}3}{4} = \frac{51}{32} = 1.59375$$

Observation 7 *Theorem 5 is still useful for values of the threshold t not fulfilling the condition in the statement. If we were allowed to extend the spectrum S in such a way that (i) the bound given in the theorem is now below the size $|S|$ and (ii) neither $\|W\|_\infty$ nor $\gcd(W)$ are increased, then the threshold t would fulfill the condition. Thus, we would get not only an upper bound for the t -interference chromatic number, but also a certificate that for such a t the problem would be solvable for the extended spectrum.*

It is interesting to point up that, as long as the size of the spectrum is large enough for the chosen threshold, our bounds do not depend on the number of vertices in the graph G , but only on its maximum degree $\Delta(G)$. For the sake of applications to WiFi channel assignment, this guarantees the scalability of the bounds for a growing number of APs as long as the maximum number of interfering APs can be restrained. This may have interesting implications in the design and planning of wireless networks infrastructures, since the transmitting power of the APs could be adjusted to guarantee that the degree of the graph stays below the necessary value, and therefore, to satisfy the maximum interference threshold for a given performance requirement.

3 Experimental results

The NP-hard VERTEX COLORING (VC) problem turns out to be considerably challenging, with exact methods suffering from the difficulty of proving that there is no better coloring than the one found by the method. This hardness has given rise to many heuristics and metaheuristics [19].

Since the THRESHOLD SPECTRUM COLORING (TSC) and CHROMATIC SPECTRUM COLORING (CSC) problems introduced in this paper are also NP-hard, as stated in Theorem 1, this section is devoted to test several techniques, in a range of scenarios, to compare their performance for the TSC and CSC problems. In addition, we check the gap between the experimental results obtained and the theoretical upper bounds given by Theorems 4 and 5.

3.1 Settings

We have considered graphs generated randomly using the Erdős-Renyi (ER) model [15]. In these graphs, every pair of vertices has a prescribed probability p of being connected. Different sub-categories have been created by varying the number of vertices n and the probability of connection p . In particular, we generated 10 graphs for each combination of the same settings used in [17, 19], that is, number of vertices $n \in \{60, 70, 80\}$ and probability of connection $p \in \{0.1, 0.3, 0.5, 0.7, 0.9\}$, performing 20 repetitions of each experiment per graph.

For the matrix of interferences between colors, we have considered the exponential decay of base 2 already used in Subsection 1.1, $W_{ij} = 1/2^{|i-j|}$.

For the TSC problem we have considered $k \in \{4, 6, 11\}$ as values for the number of colors in the spectrum, while for the CSC problem we have considered thresholds $t \in \{np/4, np/2, 3np/4\}$, being np the expected average degree of the graph. These choices have a twofold interest: On one hand, because of including the number $k = 11$ of channels available in the WiFi problem, so that our results show interference thresholds that can be achieved at every vertex. On the other hand, because the choices for k turn out to be similar to the best number of colors obtained for the chosen values of t and vice versa.

3.2 Coloring techniques used for benchmarking

For an experimental analysis of our two problems, we propose heuristics which adapt the sequential greedy algorithm DSATUR [6] used for the VERTEX COLORING problem. Our implementation TSC-DSATUR for the THRESHOLD SPECTRUM COLORING problem looks for the color minimizing the interference at v , as shown in Algorithm 1. The algorithm starts with an undefined coloring (1) and iterates by selecting at each iteration the uncolored vertex with the highest saturation degree, that is, the one with more already-colored neighbors, the one with highest degree in the case of a tie, or a random vertex among the highest-degree vertices in the case of a double tie (2). Once a vertex v has been selected, a color is assigned from the available set so that the interference at vertex v is minimized (3).

Algorithm 1: TSC-DSATUR coloring algorithm

Input:
 $G = (V, E)$: graph to be colored; $S = \{c_i\}$: spectrum of colors
 W : matrix of interferences
 $k \mid 2 \leq k \leq |S|$: maximum color number to be used from the spectrum
Output:
 c : k -coloring of the graph G
 $c(v) := \emptyset, \forall v \in V$;
1 while $\exists v \in V \mid c(v) = \emptyset$ **do**
2 $v = \operatorname{argmax}_{x \in V; c(x) = \emptyset} \text{saturation_degree}(x)$;
3 $c(v) := \operatorname{argmin}_{c_i \mid i \leq k} \sum_{u \in N(v); c(u) \neq \emptyset} W(c(u), c_i)$
end

Our implementation CSC-DSATUR for the CHROMATIC SPECTRUM COLORING problem is shown in Algorithm 2. The algorithm looks for a color that does not make interference at v exceed the product of the fixed threshold t by the proportion of neighbors already colored (1). That is, if vertex v has five neighbours, but only three of them have been colored so far, the color chosen should guarantee the interference at v to be at most $\frac{3}{5}t$. For a color to be chosen, this constraint must hold not only for v , but also for any neighbor of v which has already been colored (2). This is a conservative

heuristic to ensure it is not possible to have a solution where the maximum interference per vertex is above the threshold.

Algorithm 2: CSC-DSATUR coloring algorithm

Input:
 $G = (V, E)$: graph to be colored; $S = \{c_i\}$: spectrum of colors
 W : matrix of interferences
 t : threshold on the maximum interference per vertex

Output:
 c : coloring of the graph G , $c(v) := \emptyset$, $\forall v \in V$ if no valid coloring is found
 $c(v) := \emptyset$, $\forall v \in V$;
while $\exists v \in V \mid c(v) = \emptyset$ **do**
 $v = \operatorname{argmax}_{x \in V; c(x) = \emptyset} \text{saturation_degree}(x)$
 $i = 1$; $I_{max} := \infty$
1 **while** $I_{max} > \frac{|\{v \in N(v) \mid c(v) \neq \emptyset\}|}{|N(v)|} t$; $i \leq |S|$ **do**
 $c(v) := c_i$
 $I_{max} = \sum_{u \in N(v); c(u) \neq \emptyset} W(c(u), c_i)$
 if $I_{max} \leq \frac{|\{v \in N(v) \mid c(v) \neq \emptyset\}|}{|N(v)|} t$ **then**
2 **foreach** $u \in N(v) \mid c(u) \neq \emptyset$ **do**
 $I_{max} = \sum_{w \in N(u); c(w) \neq \emptyset} W(c(w), c_i)$
 if $I_{max} > \frac{|\{v \in N(u) \mid c(v) \neq \emptyset\}|}{|N(u)|} t$ **then**
 break
 end
 end
 end
 end
 if $i > |S|$ **then**
 $c(v) := \emptyset$, $\forall v \in V$;
 break
 end
 end
end

In addition, for our two problems we have also tested a generic non-linear optimizer based in Harmony Search, a music-inspired, evolutionary optimization algorithm [10] that makes use of Augmented Lagrangian Multipliers to handle constraints [2]. For the TSC problem, we have used the *sum* of the interferences per vertex as the objective function, since our experiments proved that ALHSO performed significantly worse when using the maximum interference per vertex. This is due to the fact that ALHSO works better when optimizing a function with smooth gradients, and this is better achieved using the sum rather than using the maximum. For the CSC problem, we have used the same ALHSO optimizer as for TSC in an iterative manner, progressively increasing the number of colors k from one to $|V|$, until we get a solution whose maximum interference per vertex is below the threshold t .

Moreover, as a baseline reference, we have evaluated a *random* coloring approach, which simply selects the color for each vertex from a uniform distribution on the color set. As in the case of ALHSO, for the CSC problem this reference has been run in an iterative manner with an increasing number of colors k until a valid solution has been found.

Table 1: Average and standard deviation for the maximum vertex interference $T_k(G, W)$ for TSC with $k = 4$.

n	p	Bound	Random		TSC-DSATUR		ALHSO		Gap (%)
			avg	std	avg	std	avg	std	
60	0.1	6.7	6.7	0.7	4.1	0.5	4.5	0.5	39.3
	0.3	14.9	14.6	0.6	10.9	0.8	11.5	0.6	26.8
	0.5	21.0	20.9	0.9	17.8	1.3	17.3	0.8	18.0
	0.7	27.3	26.9	0.4	23.4	0.6	23.1	0.6	15.1
	0.9	32.5	32.1	0.3	28.8	0.5	28.1	0.3	13.3
70	0.1	7.4	7.6	0.7	4.8	0.6	5.2	0.5	34.7
	0.3	17.1	16.7	0.7	13.1	0.9	13.4	0.5	23.5
	0.5	25.1	24.6	0.5	20.6	1.4	20.7	0.7	18.0
	0.7	32.0	31.7	0.6	27.4	0.9	27.1	0.6	15.2
	0.9	37.7	37.5	0.4	33.5	0.8	32.8	0.3	12.9
80	0.1	8.3	8.5	0.5	5.7	0.9	5.8	0.5	31.2
	0.3	19.1	18.8	0.8	15.3	0.7	15.1	0.7	21.0
	0.5	28.6	28.3	0.7	24.1	1.5	23.4	0.7	18.0
	0.7	35.8	35.5	0.5	30.6	0.7	30.4	0.7	15.1
	0.9	43.4	42.9	0.6	38.0	0.5	37.8	0.5	12.8

3.3 Results

Tables 1, 2, and 3 show the results obtained for the THRESHOLD SPECTRUM COLORING with k equal to 4, 6, and 11 colors, respectively. Each row corresponds to a different graph category, given by an specific combination of the number of vertices n and the probability of connection p . In columns, we have represented the average and standard deviation for the maximum vertex interference $T_k(G, W)$ achieved using each evaluated strategy: the random reference, our implementation of TSC-DSATUR, and the nonlinear optimizer ALHSO. In addition, we show for each graph category the value of the theoretical bound given in Theorem 4 and the gap between the best value in the row (marked in boldface) and the bound, expressing this gap as a percentage of the bound. Note that the gap is computed with real values and rounded afterwards. It is important to observe that the results in Table 3 provide, for the WiFi channel assignment problem in the corresponding graph, an interference threshold which can be ensured to be achievable at every vertex.

As for the algorithms, the results show that the performance of our heuristic TSC-DSATUR is fairly similar to that of ALHSO. From this result we can conclude that the use of the heuristic algorithm TSC-DSATUR is very advisable, as it is able to obtain results that are very close to those obtained by the nonlinear optimizer ALHSO but with lower computation requirements. If we compare both algorithms in more detail, and in general, we can conclude that TSC-DSATUR performs better than ALHSO for lower values of p , but the opposite effect arises for higher values of p , as the

Table 2: Average and standard deviation for the maximum vertex interference $T_k(G, W)$ for TSC with $k = 6$.

n	p	Bound	Random		TSC-DSATUR		ALHSO		Gap (%)
			avg	std	avg	std	avg	std	
60	0.1	5.2	5.4	0.4	2.2	0.4	2.8	0.3	58.1
	0.3	11.6	11.6	0.4	7.5	0.6	8.0	0.5	35.0
	0.5	16.4	16.7	0.6	12.7	0.6	12.5	0.6	23.6
	0.7	21.2	21.3	0.4	17.1	0.6	16.9	0.4	20.1
	0.9	25.2	25.1	0.3	21.5	0.4	20.9	0.2	17.4
70	0.1	5.7	6.2	0.4	3.0	0.4	3.4	0.3	48.5
	0.3	13.3	13.3	0.5	8.8	0.9	9.4	0.4	33.6
	0.5	19.6	19.4	0.4	15.2	0.7	14.9	0.5	24.0
	0.7	24.9	25.0	0.6	19.8	0.8	19.8	0.5	20.6
	0.9	29.3	29.2	0.2	24.6	0.4	24.4	0.2	16.8
80	0.1	6.5	6.8	0.3	3.5	0.3	3.7	0.2	46.5
	0.3	14.8	15.0	0.7	10.6	1.0	10.7	0.4	28.6
	0.5	22.2	22.2	0.4	17.1	0.9	17.0	0.5	23.5
	0.7	27.8	27.9	0.4	22.7	0.8	22.3	0.5	20.0
	0.9	33.7	33.4	0.6	28.8	0.7	28.0	0.4	16.9

complexity of the graph increases. This behavior is due to the fact that ALHSO deals better with complex nonlinear problems. Furthermore, the standard deviations are noticeable lower in ALHSO than in TSC-DSATUR. As expected, the values obtained for the random algorithm are always much worse than the other approaches. In particular, it is interesting to see that for $k = 4$ and $k = 6$ the random algorithm achieves results very close to the theoretical bound, while with the highest number of colors that approach is worse than the bound. Finally, we observe that the gap between the theoretical upper bound and the best values obtained gets narrower as the graph includes more edges.

Furthermore, we can identify a linear trend between the achieved maximum interference $T_k(G, W)$ and the expected average degree of the graphs, given by np . This trend is shown in Figs. 4, 5 and 6, respectively, for k equal to 4, 6 and 11 colors. An interesting consequence of this trend is that, if we want to obtain the best performance overlooking issues like the computation cost, we could use the expected average degree np in the graph to select whether to use ALHSO or TSC-DSATUR for a given specific scenario, since the intersection of the corresponding trend lines gives us the np threshold beyond which the nonlinear optimizer outperforms our heuristic.

Regarding CHROMATIC SPECTRUM COLORING, Tables 4, 5 and 6 show the results obtained, with a threshold on the maximum interference per vertex t equal to $0.25np$, $0.5np$ and $0.75np$, respectively. Again, each row corresponds to a different graph category, given by np . In columns, we have represented the average and standard deviation for the number of colors $\chi_t(G, W)$ achieved for each graph coloring approach evaluated, the value of

Table 3: Average and standard deviation for the maximum vertex interference $T_k(G, W)$ for TSC with $k = 11$.

n	p	Bound	Random		TSC-DSATUR		ALHSO		Gap (%)
			avg	std	avg	std	avg	std	
60	0.1	3.2	4.0	0.3	0.8	0.1	1.2	0.2	75.7
	0.3	7.1	8.2	0.3	3.7	0.5	4.3	0.2	47.0
	0.5	10.0	11.6	0.4	6.4	0.4	7.1	0.4	35.7
	0.7	13.0	14.5	0.2	9.7	0.5	9.9	0.3	25.5
	0.9	15.4	17.0	0.3	13.0	0.3	12.6	0.1	18.4
70	0.1	3.5	4.6	0.2	1.0	0.1	1.4	0.1	72.5
	0.3	8.1	9.3	0.3	4.5	0.3	5.0	0.2	44.6
	0.5	11.9	13.4	0.2	8.0	0.5	8.4	0.3	33.2
	0.7	15.2	17.0	0.4	11.8	0.7	11.6	0.3	23.9
	0.9	17.9	19.5	0.3	15.2	0.3	14.7	0.1	17.9
80	0.1	4.0	4.9	0.2	1.2	0.2	1.7	0.1	69.5
	0.3	9.1	10.4	0.3	5.5	0.6	5.8	0.2	39.5
	0.5	13.6	15.1	0.4	9.6	0.7	9.7	0.3	29.0
	0.7	17.0	18.9	0.3	13.3	0.7	13.2	0.3	22.5
	0.9	20.6	22.5	0.4	17.4	0.7	16.9	0.3	17.8

the theoretical bound given in Theorem 5 and the gap between the best result and the bound. Note that best values are marked in boldface. Keep in mind that, as mentioned in Section 3.2, both ALHSO and the random reference are implemented for CSC in an iterative manner, that is, they are run with an increasing number of candidate colors until we find the smaller χ_t value for which the result satisfies the threshold t . We can observe again that the differences between CSC-DSATUR and ALHSO are not statistically significant but, in general, CSC-DSATUR slightly outperforms ALHSO for low values of p , while the opposite happens when p increases. It is also interesting to note that the difference between the results obtained by our heuristics and the random reference are significantly lower as the average degree of the graph (which depends on p) increases. Although this may seem counter-intuitive, we must keep in mind that we are adjusting the threshold t proportionally with the expected average degree np , which keeps around the same values the minimum number of different colors needed by the solutions whose interference falls below the threshold. Finding such a solution randomly is a different issue, however, and it becomes easier when the expected average degree increases, since the proportion of such solutions in the global solution space increases when increasing the degrees of freedom (i.e., the number of edges) per vertex. Finally, the gap for the theoretical upper bound again gets narrower when increasing the complexity of the graph.

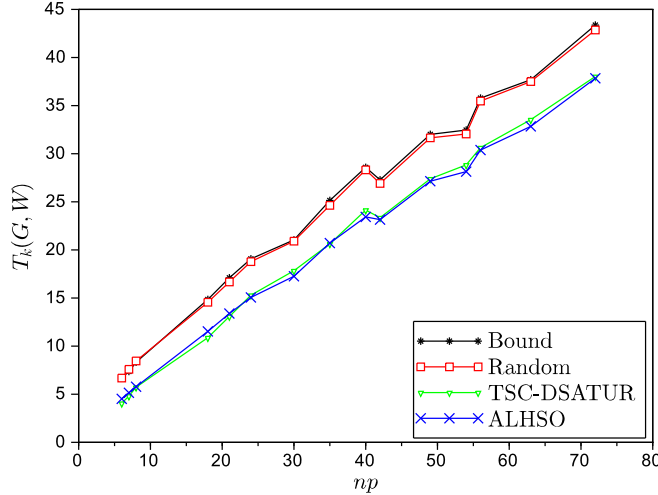


Figure 4: Maximum vertex interference achieved by different techniques for the THRESHOLD SPECTRUM COLORING problem with $k = 4$ colors.

4 Conclusions

We have introduced two vertex-coloring problems for graphs, in which we are given a spectrum of colors endorsed with a matrix of interferences between them. The THRESHOLD SPECTRUM COLORING problem (TSC), motivated by WiFi channel assignment, looks for the smallest threshold below which the interference at every vertex can be kept. The CHROMATIC SPECTRUM COLORING problem (CSC) is the complement, in which a threshold is given and the aim is to find the smallest number of colors allowing to respect that threshold. We have illustrated these two problems with a case study.

For such problems we have provided theoretical results, showing that both of them are NP-hard and proving upper bounds for the smallest threshold in TSC and the smallest number of colors in CSC.

In order to complete the scene, we have presented experimental results for different coloring techniques, tested on Erdős-Renyi random graphs of $n \in \{60, 70, 80\}$ vertices and probability of connection $p \in \{0.1, 0.3, 0.5, 0.7, 0.9\}$, with an interference matrix of exponential decay. For the coloring techniques, we have proposed a DSATUR-based heuristic for each of the TSC and CSC problems, in order to account for the given spectrum. We have compared these heuristics with ALHSO, a nonlinear optimizer based in Harmony Search, for TSC problems of $k \in \{4, 6, 11\}$ colors and CSC problems of thresholds $t \in \{np/4, np/2, 3np/4\}$, where np is the expected average degree

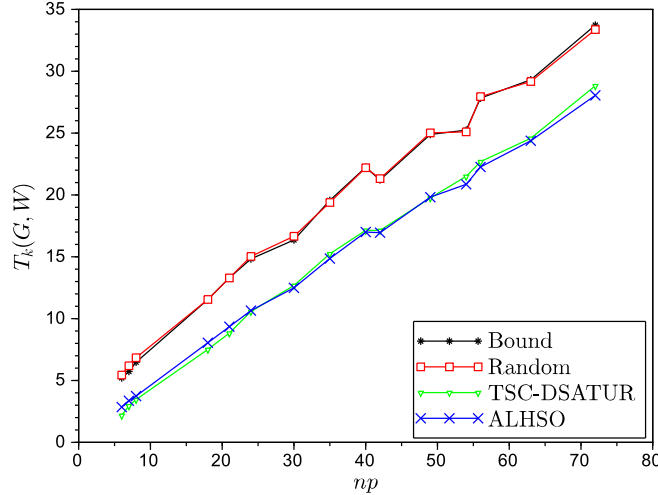


Figure 5: Maximum vertex interference achieved by different techniques for the THRESHOLD SPECTRUM COLORING problem with $k = 6$ colors.

of the graph.

In particular, our results for TSC with $k = 11$ colors have a direct application to the WiFi channel assignment problem, allowing to obtain an interference threshold which can be ensured to be achievable at every vertex.

Furthermore, the experiments show that the performance of our heuristics TSC-DSATUR and CSC-DSATUR is similar to that of ALHSO, being slightly better for lower values of p and slightly worse as the complexity of the graph increases. This makes sense, since higher degrees involve more interdependencies between vertex colorings, which is the kind of constraints nonlinear optimizers are designed for.

Finally, we have also checked the gap between the theoretical upper bounds and the best values obtained in the experiments, observing that the more complex is the graph, the smaller is this gap.

5 Acknowledgements

All the authors are supported by MICINN Project TIN2014-61627-EXP and TIGRE5-CM Comunidad de Madrid Project S2013/ICE-2919. In addition, David Orden is supported by MICINN Projects MTM2011-22792 and MTM2014-54207.

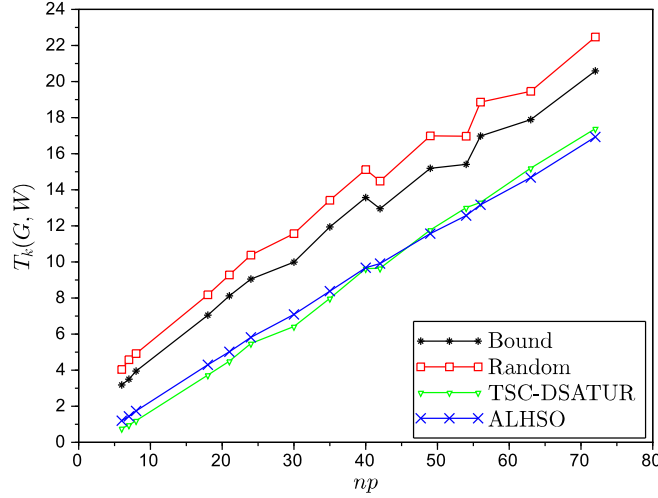


Figure 6: Maximum vertex interference achieved by different techniques for the THRESHOLD SPECTRUM COLORING problem with $k = 11$ colors.

References

- [1] K.I. Aardal, S.P.M. van Hoesel, A.M.C.A. Koster, C. Mannino, and A. Sassano, Models and solution techniques for frequency assignment problems, *Annals of Operations Research* **153:1** (2007), 79-129.
- [2] *ALHSO-Augmented Lagrangian Harmony Search Optimizer*. In R. E. Perez, P. W. Jansen, and J. R. R. A. Martins, pyOpt: A Python-Based Object-Oriented Framework for Nonlinear Constrained Optimization, *Structures and Multidisciplinary Optimization* **45:1** (2012), 101-118. <http://www.pyopt.org/reference/optimizers.alhso.html>.
- [3] J. Araujo, J-C. Bermond, F. Giroire, F. Havet, D. Mazauric, and R. Modrzejewski, Weighted improper colouring, *Journal of Discrete Algorithms* **16** (2012), 53-66.
- [4] A. Bazzi, On uncoordinated multi user multi RAT combining. *Proceedings of the IEEE Vehicular Technology Conference (VTC Fall)*, San Francisco (CA), USA, (2011), 1-6.
- [5] H. L. Bodlaender, T. Kloks, R. B. Tan, and J. van Leeuwen, λ -Coloring, *Lecture Notes in Computer Science*, Volume 1770, 2000, 395-406
- [6] D. Brélaz, New methods to color the vertices of a graph, *Communications of the ACM* **22:4** (1979), 251-256.

Table 4: Average and standard deviation for the number of colors $\chi_t(G, W)$ for CSC with $t = 0.25np$.

n	p	Bound	Random		CSC-DSATUR		ALHSO		Gap (%)
			avg	std	avg	std	avg	std	
60	0.1	24	32.0	1.4	8.9	0.7	9.7	0.6	62.9
	0.3	18	21.7	0.7	10.6	0.8	10.8	0.4	41.1
	0.5	15	18.1	0.7	11.0	0.8	10.8	0.5	28.2
	0.7	14	16.2	0.3	11.6	0.5	10.8	0.3	22.9
	0.9	13	14.7	0.3	11.2	0.4	10.7	0.1	17.8
70	0.1	23	32.7	1.3	9.6	0.7	10.1	0.5	58.3
	0.3	18	22.0	0.5	10.8	0.6	11.0	0.3	40.0
	0.5	16	18.3	0.3	11.4	0.5	11.1	0.3	30.7
	0.7	14	16.3	0.2	11.8	0.4	10.9	0.3	22.4
	0.9	13	14.6	0.3	11.0	0.0	10.7	0.2	17.4
80	0.1	23	34.9	1.7	10.2	1.0	10.2	0.5	55.7
	0.3	17	22.0	0.5	11.0	0.6	11.1	0.4	35.3
	0.5	16	18.7	0.2	11.6	0.5	11.1	0.2	30.8
	0.7	14	16.2	0.5	11.5	0.5	10.8	0.2	22.7
	0.9	13	14.4	0.3	11.5	0.5	10.8	0.2	16.8

- [7] R.L. Brooks, On coloring the nodes of a network, *Mathematical Proceedings of the Cambridge Philosophical Society*, **37:2** (1941), 194-197.
- [8] T. Calamoneri, The $L(h, k)$ -Labelling Problem: An Updated Survey and Annotated Bibliography, *The Computer Journal* **54:8** (2011), 1344–1371.
- [9] N. Gastineau, Dichotomies properties on computational complexity of S -packing coloring problems, *Discrete Mathematics* **338:6** (2015), 1029–1041.
- [10] Z.W. Geem, J.H. Kim, and G.V. Loganathan, A New Heuristic Optimization Algorithm: Harmony Search, *Simulation* **76:2** (2001), 60-68.
- [11] J. R. Griggs and D. Král', Graph labellings with variable weights, a survey, *Discrete Applied Mathematics* **157** (2009), 2646-2658.
- [12] J. R. Griggs and R. K. Yeh, Labelling graphs with a condition at distance 2, *SIAM Journal on Discrete Mathematics* **5** (1992), 586-595.
- [13] E. de la Hoz, J. M. Gimenez-Guzman, I. Marsa-Maestre, and D. Orden, Automated Negotiation for Resource Assignment in Wireless Surveillance Sensor Networks, *Sensors* **15:11**, 29547–29568.
- [14] R. Karp, *Reducibility among combinatorial problems*. In R. Miller and J. Thatcher (Eds.), *Complexity of Computer Computations*, Plenum Press, 1972, 85–103.

Table 5: Average and standard deviation for the number of colors $\chi_t(G, W)$ for CSC with $t = 0.5np$.

n	p	Bound	Random		CSC-DSATUR		ALHSO		Gap (%)
			avg	std	avg	std	avg	std	
60	0.1	12	15.0	1.0	5.7	0.5	6.2	0.5	52.5
	0.3	9	9.4	0.5	6.2	0.4	5.8	0.3	35.9
	0.5	8	7.6	0.4	5.8	0.6	5.3	0.3	33.8
	0.7	7	6.8	0.2	5.4	0.5	5.1	0.1	27.9
	0.9	7	6.1	0.2	5.0	0.0	5.0	0.0	28.6
70	0.1	12	14.7	1.1	6.1	0.3	6.2	0.4	49.2
	0.3	9	9.1	0.4	6.0	0.6	5.8	0.3	35.6
	0.5	8	7.7	0.2	6.1	0.3	5.4	0.3	32.5
	0.7	7	6.8	0.3	5.4	0.5	5.0	0.1	27.9
	0.9	7	6.0	0.1	5.0	0.0	5.0	0.0	28.6
80	0.1	12	14.0	0.8	6.5	0.5	6.1	0.4	49.2
	0.3	9	9.0	0.3	6.0	0.4	5.7	0.3	36.7
	0.5	8	7.6	0.3	6.1	0.3	5.4	0.3	33.0
	0.7	7	6.7	0.2	5.7	0.5	5.0	0.0	28.6
	0.9	7	6.2	0.1	5.0	0.0	5.0	0.0	28.6

- [15] M.E. Newman, D.J. Watts and S.H. Strogatz, Random graph models of social networks, *Proceedings of the National Academy of Sciences*, **99**(suppl 1) (2002), 2566–2572.
- [16] E. Malaguti and P. Toth, A survey on vertex coloring problems, *International Transactions on Operational Research* **17** (2010), 1–34.
- [17] I. Méndez-Díaz, G. Nasinib, and D. Severín, A DSATUR-based algorithm for the Equitable Coloring Problem, *Computers & Operations Research* **57** (2015), 41–50.
- [18] F. S. Roberts, T -colorings of graphs: recent results and open problems, *Discrete Mathematics* **93** (1991), 229–245.
- [19] P. San Segundo, A new DSATUR-based algorithm for exact vertex coloring, *Computers & Operations Research* **39:7** (2012), 1724–1733.
- [20] G. Sharma, W. Wu, and E. N. Dalal, The CIEDE2000 Color-Difference Formula: Implementation Notes, Supplementary Test Data, and Mathematical Observations, *COLOR research and application* **30:1** (2005), 21–30.
- [21] A. Sharp, Distance Coloring, *Lecture Notes in Computer Science*, Volume 4698, 2007, 510–521.
- [22] Z. Tuza, Graph coloring, *Handbook of Graph Theory*, Discrete Mathematics and Its Applications, Volume 25, CRC Press, 2003, 408–438.

Table 6: Average and standard deviation for the number of colors $\chi_t(G, W)$ for CSC with $t = 0.75np$.

n	p	Bound	Random		CSC-DSATUR		ALHSO		Gap (%)
			avg	std	avg	std	avg	std	
60	0.1	8	8.4	0.9	4.2	0.6	4.5	0.4	47.5
	0.3	6	5.1	0.4	4.0	0.0	3.8	0.3	36.8
	0.5	5	4.1	0.3	3.5	0.5	3.1	0.2	37.8
	0.7	5	3.6	0.1	3.0	0.0	3.0	0.0	40.0
	0.9	5	3.0	0.0	3.0	0.0	3.0	0.0	40.0
70	0.1	8	8.2	0.8	4.1	0.5	4.3	0.3	48.8
	0.3	6	5.1	0.3	4.0	0.0	3.8	0.2	37.3
	0.5	6	4.2	0.2	3.4	0.5	3.3	0.3	45.8
	0.7	5	3.5	0.2	3.0	0.0	3.0	0.0	40.0
	0.9	5	3.1	0.1	3.0	0.0	3.0	0.0	40.0
80	0.1	8	7.8	0.7	4.2	0.4	4.4	0.3	47.5
	0.3	6	5.0	0.3	4.0	0.0	3.7	0.3	38.6
	0.5	6	4.2	0.2	3.8	0.4	3.1	0.2	47.8
	0.7	5	3.4	0.2	3.0	0.0	3.0	0.0	40.0
	0.9	5	3.1	0.1	3.0	0.0	3.0	0.0	40.0

- [23] D. B. West, *Introduction to Graph Theory*, Second edition, Prentice-Hall, 2001.
- [24] D. R. Woodall, *Improper colorings of graphs*. In R. Nelson and R. J. Wilson (Eds.), Pitman Research Notes in Mathematics Series, Volume 218, Longman Scientific and Technical, 1990, 45-63.