

Probabilistic community detection with unknown number of communities

Junxian Geng

Department of Statistics, Florida State University, Tallahassee, FL,

email: jgeng@stat.fsu.edu

Anirban Bhattacharya

Department of Statistics, Texas A&M University, College Station, TX,

email: anirbanb@stat.tamu.edu

Debdeep Pati

Department of Statistics, Florida State University, Tallahassee, FL,

email: debdeep@stat.fsu.edu

December 3, 2024

Abstract

A fundamental problem in network analysis is clustering the nodes into groups, each of which shares a similar connectivity pattern. Existing algorithms for community detection assume the knowledge of the number of clusters or estimate it a priori using various selection criteria and subsequently estimate the community structure. Ignoring the uncertainty in the first stage may lead to erroneous clustering, particularly when the community structure is vague. We instead propose a coherent probabilistic framework (MFM-SBM) for simultaneous estimation of the number of communities and the community structure, adapting recently developed

Bayesian nonparametric techniques to network models. An efficient Markov chain Monte Carlo (MCMC) algorithm is proposed which obviates the need to perform reversible jump MCMC on the number of clusters. The methodology is shown to outperform recently developed community detection algorithms in a variety of synthetic data examples and in benchmark real-datasets. We derive non-asymptotic bounds on the marginal posterior probability of the true configuration, and subsequently use it to prove a clustering consistency result which is novel in the Bayesian context to best of our knowledge.

KEYWORDS: Bayesian; block models; clustering consistency; community detection; Dirichlet process; mixture of finite mixtures; network analysis

1. INTRODUCTION

Data available in the form of networks are increasingly becoming common in modern applications ranging from brain remote activity, protein interactions, web applications, social networks to name a few. Accordingly, there has been an explosion of activity in the statistical analysis of networks in recent years; see [12] for a review of various application areas and statistical models. Among various methodological & theoretical developments, the problem of community detection has received widespread attention. Broadly speaking, the aim there is to cluster the network nodes into groups, each of which shares a similar connectivity pattern, with sparser inter-group connections compared to more dense within-group connectivities; a pattern which is observed empirically in a variety of networks [13]. Various statistical approaches have been proposed for community detection and extraction. These include hierarchical clustering (see [27] for a review), spectral clustering [37, 44, 48] and algorithms based on optimizing a global criterion over all possible partitions, such as normalized cuts [41] and network modularity [29].

From a model-based perspective, the stochastic block model (SBM; [15]) and its various extensions [1, 17] enable formation of communities in networks. A generic formulation of an SBM starts with clustering the nodes into groups, with the edge probabilities $\mathbb{E}A_{ij} = \theta_{ij}$ solely dependent on the cluster memberships of the connecting nodes. A realization of a network from an SBM is shown in Figure 1; formation of a community structure is clearly evident. This clustering property

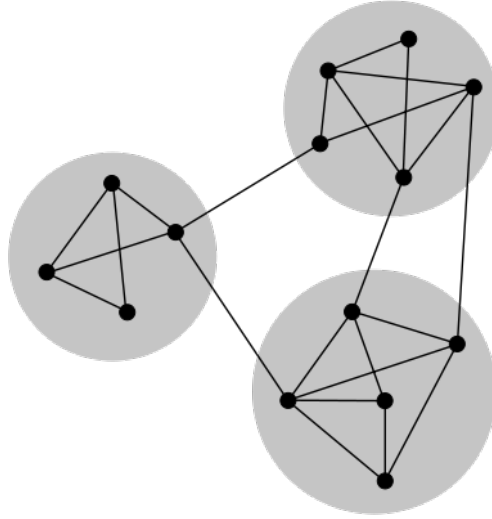


Figure 1: A sketch of a network displaying community structure, with three groups of nodes with dense internal edges and sparser edges among groups.

of SBMs has inspired a large amount of literatures on community detection [3, 4, 17, 26, 49, 50].

A primary challenge in community detection is the estimation of both the number of communities and the clustering configurations. Essentially all existing community detection algorithms assume the knowledge of the number of communities [1, 3, 4] or estimate it *a priori* using either of cross-validation, hypothesis testing, BIC or spectral methods [10, 19, 20, 43]. Such two-stage procedures ignore uncertainty in the first stage and are prone to increased misclassification when there is inherent variability in the number of communities. Although model based methods are attractive for inference and quantifying uncertainty, fitting block models from a frequentist point of view, even with the number of communities known, is a non-trivial task especially for large networks, since in principle the problem of optimizing over all possible label assignments is NP-hard.

Bayesian inference offers a natural solution to this problem by providing a probabilistic framework for simultaneous inference of the number of clusters and the clustering configurations. However, the case of unknown number of communities poses a stiff computational challenge even in a fully Bayes framework. [32, 42] developed a Markov chain Monte Carlo (MCMC) algorithm to estimate the parameters in a stochastic block model for a given number of communities. Akin to the frequentist setting, two-stage approaches has been considered in Bayesian inference where an

appropriate value of k is first determined through a suitable criterion; e.g., integrated likelihood [10, 19, 46], composite likelihood BIC [39] etc. In a fully Bayesian framework, a prior distribution is assigned on the number of communities which is required to be updated at each iteration of an MCMC algorithm. This calls for complicated search algorithms in variable dimensional parameter space such as the reversible jump Markov chain Monte Carlo (RJMCMC) [14], which are difficult to implement and automate, and are known to suffer from lack of scalability and mixing issues. [23] proposed an algorithm by ‘collapsing’ some of the nuisance parameters which allows them to implement an efficient algorithm based on the allocation sampler of [31]. However, the parameter (k) indicating the number of components still cannot be marginalized out within the Gibbs sampler requiring complicated Metropolis moves to simultaneously update the clustering configurations and k .

In this article, we consider a Bayesian formulation of an SBM [23, 32, 33, 34, 42] with standard conjugate Dirichlet-Multinomial prior on the community assignments and Beta priors on the edge probabilities. Our contribution is two-folds. First, we allow simultaneous learning of the number of communities and the community memberships via a prior on the number of communities k . A seemingly automatic choice to allow uncertainty in the number of communities is to use a Bayesian nonparametric approach such as the Chinese restaurant process (CRP) [35]. While it has been empirically observed that CRPs often have the tendency to create tiny extraneous clusters, it has only been recently established that CRPs lead to inconsistent estimation of the number of clusters in a fairly general setting [24]. We instead adapt the mixture of finite mixture (MFM) approach of [24] which alleviates the drawback of CRP by automatic model-based pruning of the tiny extraneous clusters leading to consistent estimate of the number of clusters. Moreover, MFM admits a clustering scheme similar to the CRP which is exploited to develop a highly efficient MCMC algorithm. In particular, we analytically marginalize over the number of communities to obtain an efficient Gibbs sampler and avoid resorting to complicated reversible jump MCMC algorithms or allocation samplers. We exhibit the efficacy of our proposed MFM-SBM approach over existing two-stage approaches and the CRP prior through various simulation examples. We envision simple extensions of MFM-SBM to degree corrected stochastic block model [17] and mixed membership

block model [1], which will be reported elsewhere.

Our second contribution is to develop a framework for consistent community detection, where we derive non-asymptotic bounds on the posterior probability of the true configuration. As a consequence, we can show that the marginal posterior distribution on the set of community assignments increasingly concentrates (in an appropriate sense) on the true configuration with increasing number of nodes. This is a stronger statement than claiming that the true configuration is the *maximum a posteriori* model with the highest posterior probability. Although there is now a well-established literature on posterior convergence in density estimation and associated functionals in Bayesian nonparametric mixture models (see for example, [18] and references therein), there are no existing results on clustering consistency in network models or beyond to best of our knowledge. In fact, the question of consistency of the number of mixture components has only been resolved very recently [24, 38]. Clustering consistency is clearly a stronger requirement and significantly more challenging to obtain than consistency of the number of mixture components. We exploit the conjugate nature of the Bayesian SBM to obtain the marginal likelihoods for each cluster configuration, and subsequently use probabilistic bounds on the log-marginal likelihood ratios to deliver our non-asymptotic bound.

The rest of the paper is organized as follows. We start with a brief review of the SBM in §2. The Bayesian methods for simultaneous inference on the number of clusters and the clustering configurations are discussed in §3 and the Gibbs sampler is provided in §3.1. The theory for consistent community detection is developed in §4. Simulation studies and comparisons with existing methods are provided in §5 and illustration of our method on benchmark real datasets is in §6. Several technical results are deferred to the Appendix. An additional real data example is provided in a supplemental document.

2. STOCHASTIC BLOCK MODELS

We use $\mathcal{A} = (A_{ij}) \in \{0, 1\}^{n \times n}$ to denote the adjacency matrix of a network with n nodes, with $A_{ij} = 1$ indicating the presence of an edge from node i to node j and $A_{ij} = 0$ indicating a lack thereof. We consider undirected networks without self-loops so that $A_{ij} = A_{ji}$ and $A_{ii} = 0$. The

sampling algorithms presented here can be trivially modified to directed networks with or without self-loops. The theory would require some additional work in case of directed networks though conceptually a straightforward modification of the current results should go through.

The probability of an edge from node i to j is denoted by θ_{ij} , with $A_{ij} \sim \text{Bernoulli}(\theta_{ij})$ independently for $1 \leq i < j \leq n$. In a k -component SBM, the nodes are clustered into communities, with the probability of an edge between two nodes solely dependent on their community memberships. Specifically,

$$A_{ij} \sim \text{Bernoulli}(\theta_{ij}), \quad \theta_{ij} = Q_{z_i z_j}, \quad 1 \leq i < j \leq n, \quad (1)$$

where $z_i \in \{1, \dots, k\}$ denotes the community membership of the i th node and $Q = (Q_{rs}) \in [0, 1]^{k \times k}$ is a symmetric matrix of probabilities, with $Q_{rs} = Q_{sr}$ indicating the probability of an edge between any node i in cluster r and any node j in cluster s .

Let $\mathcal{Z}_{n,k} = \{(z_1, \dots, z_n) : z_i \in \{1, \dots, k\}, 1 \leq i \leq n\}$ denote all possible clusterings of n nodes into k clusters. Given $z \in \mathcal{Z}_{n,k}$, let $A_{[rs]}$ denote the $n_r \times n_s$ sub matrix of A consisting of entries A_{ij} with $z_i = r$ and $z_j = s$. The joint likelihood of A under model (1) can be expressed as

$$P(A \mid z, Q) = \prod_{1 \leq r \leq s \leq k} P(A_{[rs]} \mid z, Q), \quad P(A_{[rs]} \mid z, Q) = \prod_{1 \leq i < j \leq n: z_i=r, z_j=s} Q_{rs}^{A_{ij}} (1 - Q_{rs})^{1-A_{ij}}. \quad (2)$$

A common Bayesian specification of the stochastic block model when k is given can be completed by assigning independent priors to z and Q . We generically use $p(z, Q) = p(z)p(Q)$ to denote the joint prior on z and Q . When k is unknown, a natural Bayesian solution is to place a prior on k . This is described in §3.

3. BAYESIAN COMMUNITY DETECTION IN SBM

A natural choice of a prior distribution on (z_1, z_2, \dots, z_n) that allows automatic inference on the number of clusters k is the Chinese restaurant process (CRP; [2, 25, 35]). A CRP is described through the popular Chinese restaurant metaphor: imagine customers arriving at a Chinese restaurant with infinitely many tables with the index of the table having a one-one correspondence with the cluster label. The first customer is seated at the first table, so that $z_1 = 1$. Then $z_i, i = 2, \dots, n$

are defined through the following conditional distribution (also called a Pólya urn scheme [5])

$$P(z_i = c \mid z_1, \dots, z_{i-1}) \propto \begin{cases} |c|, & \text{at an existing table labeled } c \\ \alpha, & \text{if } c \text{ is a new table.} \end{cases} \quad (3)$$

The above prior for $\{z_i\}$ can also be defined through a stochastic process where at any positive-integer time n , the value of the process is a partition \mathcal{C}_n of the set $\{1, 2, 3, \dots, n\}$, whose probability distribution is determined as follows. At time $n = 1$, the trivial partition $\{\{1\}\}$ is obtained with probability 1. At time $n + 1$ the element $n + 1$ is either i) added to one of the blocks of the partition \mathcal{C}_n , where each block is chosen with probability $|c| / (n + 1)$ where $|c|$ is the size of the block, or ii) added to the partition \mathcal{C}_n as a new singleton block, with probability $1 / (n + 1)$. Marginally, the distribution of z_i is given by the stick-breaking formulation of a Dirichlet process [40]:

$$z_i \sim \sum_{h=1}^{\infty} \pi_h \delta_h, \quad \pi_h = \nu_h \prod_{l < h} (1 - \nu_l), \quad \nu_h \sim \text{Beta}(1, \alpha). \quad (4)$$

Let $t = |\mathcal{C}_n|$ denote the number of blocks in the partition \mathcal{C}_n . Under (3), one can obtain the probability of block-sizes $s = (s_1, s_2, \dots, s_t)$ of a partition \mathcal{C}_n as

$$p_{\text{DP}}(s) \propto \prod_{j=1}^t s_j^{-1}. \quad (5)$$

It is clear from (5) that CRP assigns large probabilities to clusters with relatively smaller size. A striking consequence of this has been recently discovered [24] where it is shown that the CRP produces extraneous clusters in the posterior leading to inconsistent estimation of the *number of clusters* even when the sample size grows to infinity. [24] proposed a modification of the CRP based on a mixture of finite mixtures (MFM) model to circumvent this issue:

$$k \sim p(\cdot), \quad (\pi_1, \dots, \pi_k) \sim \text{Dir}(\gamma, \dots, \gamma), \quad z_i \mid k, \pi \sim \sum_{h=1}^k \pi_h \delta_h, \quad i = 1, \dots, n, \quad (6)$$

where $p(\cdot)$ is a proper p.m.f on $\{1, 2, \dots\}$. [24] showed that the joint distribution of (z_1, \dots, z_n) under (6) admit a Pólya urn scheme akin to CRP:

1. Initialize with a single cluster consisting of element 1 alone: $\mathcal{C}_1 = \{\{1\}\}$,

2. For $n = 2, 3, \dots$, place element n in

- (a) an existing cluster $c \in \mathcal{C}_{n-1}$ with probability $\propto |c| + \gamma$
- (b) a new cluster with probability $\propto \frac{V_n(t+1)}{V_n(t)} \gamma$

where $t = |\mathcal{C}_{n-1}|$.

Compared to the CRP, the introduction of new tables is slowed down by the factor $V_n(|\mathcal{C}_{n-1}| + 1)/V_n(|\mathcal{C}_{n-1}|)$, thereby allowing a model-based pruning of the tiny extraneous clusters. An alternative way to understand this is to look at the probability of block-sizes $s = (s_1, s_2, \dots, s_t)$ of a partition \mathcal{C}_n with $t = |\mathcal{C}_n|$ under MFM. As opposed to (5), the probability of the cluster-sizes (s_1, \dots, s_t) under MFM is

$$p_{\text{MFM}}(s) \propto \prod_{j=1}^t s_j^{\gamma-1}. \quad (7)$$

From (5) and (7), it is easy to see that MFM assigns comparatively smaller probability to clusters with small sizes. The parameter γ controls the relative size of the clusters; small γ favors lower entropy π 's, while large γ favors higher entropy π 's.

Adapting MFM to the SBM setting, our model and prior can be expressed hierarchically as:

$$\begin{aligned} k &\sim p(\cdot), \text{ where } p(\cdot) \text{ is a p.m.f on } \{1, 2, \dots\} \\ \pi &\sim \text{Dirichlet}(\gamma, \dots, \gamma), \\ \text{pr}(z_i = j \mid \pi, k) &= \pi_j, \quad j = 1, \dots, k, \quad i = 1, \dots, n, \\ Q_{rs} &= Q_{sr} \stackrel{\text{ind}}{\sim} \text{Beta}(a, b), \quad r, s = 1, \dots, k, \\ A_{ij} \mid z, Q &\stackrel{\text{ind}}{\sim} \text{Bernoulli}(\theta_{ij}), \quad \theta_{ij} = Q_{z_i z_j}, \quad 1 \leq i < j \leq n. \end{aligned}$$

A default choice of $p(\cdot)$ is a Poisson(1) distribution truncated to be positive [24], which is assumed through the rest of the paper. We refer to the hierarchical model above as MFM-SBM.

3.1 Gibbs sampler

Our goal is to sample from the posterior distribution of the unknown parameters $k, z = (z_1, \dots, z_n) \in \{1, \dots, k\}^n$ and $Q = (Q_{rs}) \in [0, 1]^{k \times k}$. [24] developed the MFM approach for clustering in mixture models, where their main trick was to analytically marginalize over the distribution of k . While

MFM-SBM is different from a standard Bayesian mixture model, we could still exploit the Pólya urn scheme for MFMs to analytically marginalize over k and develop an efficient Gibbs sampler. The sampler is presented in Algorithm 1, which efficiently cycles through the full conditional distribution of Q and $z_i \mid z_{-i}$ for $i = 1, 2, \dots, n$, where $z_{-i} = z \setminus \{z_i\}$. The marginalization over k allows us to avoid complicated RJMCMC algorithms or even allocation samplers.

Algorithm 1 Collapsed sampler for MFM-SBM

- 1: **procedure** C-MFM-SBM
- 2: **for** each iter = 1 to M **do**
- 3: Initialize $z = (z_1, \dots, z_n)$ and $Q = (Q_{rs})$.
- 4: Update Q_{rs} for $r \geq s$ conditional on z in a closed form as

$$p(Q_{rs} \mid A) \sim \text{Beta}(\bar{A}_{[rs]} + a, n_{rs} - \bar{A}_{[rs]} + b)$$

Where $\bar{A}_{[rs]} = \sum_{z_i=r, z_j=s, i \neq j} A_{ij}$, $n_{rs} = \sum_{i \neq j} I(z_i = r, z_j = s)$, $r = 1, \dots, k$; $s = 1, \dots, k$.

Here k is the number of clusters formed by current z .

- 5: Update $z = (z_1, \dots, z_n)$ conditional on $Q = (Q_{rs})$, for each i in $(1, \dots, n)$, we can get a closed form expression for $P(z_i = c \mid z_{-i}, A, Q)$:

$$\begin{cases} [|c| + \gamma][\prod_{j>i} Q_{cz_j}^{A_{ij}} (1 - Q_{cz_j})^{(1-A_{ij})}][\prod_{k<i} Q_{z_k c}^{A_{ki}} (1 - Q_{z_k c})^{(1-A_{ki})}] & \text{at an existing table } c \\ \frac{V_n(|\mathcal{C}_{-i}|+1)}{V_n(|\mathcal{C}_{-i}|)} \gamma m(A_i) & \text{if } c \text{ is a new table} \end{cases}$$

where \mathcal{C}_{-i} denotes the partition obtained by removing z_i and

$$m(A_i) = \prod_{t=1}^{|\mathcal{C}_{-i}|} [\text{Beta}(a, b)]^{-1} \text{Beta} \left[\sum_{j \in \mathcal{C}_t, j>i} A_{ij} + \sum_{j \in \mathcal{C}_t, j<i} A_{ji} + a, |\mathcal{C}_t| - \sum_{j \in \mathcal{C}_t, j>i} A_{ij} - \sum_{j \in \mathcal{C}_t, j<i} A_{ji} + b \right].$$

- 6: **end for**
 - 7: **end procedure**
-

4. CONSISTENT COMMUNITY DETECTION

In this section, we provide theoretical justification to the proposed approach in terms of posterior consistency in community detection. Specifically, assuming the existence of a true community as-

signment, we show that the marginal posterior distribution on the space of community assignments increasingly concentrates around the truth with increasing number of nodes. This is achieved by establishing a non-asymptotic bound on the posterior probability of the true community assignment under the data generating mechanism in Theorem 4.1 below.

There is a growing interest in studying consistency of community detection algorithms from a frequentist point of view. [4] considered consistency of community detection in SBM using a profile likelihood approach with subsequent extension to degree-corrected SBM [50]. [47] obtained minimax rates for community detection in homogeneous and inhomogeneous SBMs and demonstrated that the rate is attained for a particular class of penalized likelihood methods. Motivated by [47], [11] developed a two-stage approach that achieves optimal statistical performance in misclassification proportion for SBMs. To best of our knowledge, there is no precedence of a similar clustering consistency result in the Bayesian paradigm, in network analysis and beyond.

Several comments are in order here. First, some clarification is required since one can only identify the community assignments up to arbitrary labeling of the community indicator within each community. For example, in a network of 5 nodes with 2 communities, consider two community assignments z and z' , with $z_1 = z_3 = z_5 = 1$ & $z_2 = z_4 = 2$; and $z_1 = z_3 = z_5 = 2$ & $z_2 = z_4 = 1$. Clearly, although z and z' are different as 5-tuples, they imply the same community structure and the posterior cannot differentiate between z and z' . To bypass such *label switching* issues, we consider *equivalence classes* of community assignments which are identical modulo labeling, and derive a non-asymptotic probabilistic bound for the posterior probability of the equivalence class containing the truth.

There are two fundamental challenges in deriving the probabilistic bound. First, the number of possible community assignments is exponential in the number of nodes, while the number of edges in the network can be at most quadratic. Thus, we are faced with a model selection problem where the number of candidate models far exceed the “sample size”. It has been demonstrated in the linear model literature that model selection consistency is more demanding than the more traditional pairwise consistency of Bayes factors, with examples abound where the former may fail to hold while the latter holds for every possible pair [16]. While there has been some recent literature

on model selection consistency in high dimensional linear models, an essential difference in our setting is that the model space does not have a natural nested structure as in case of (generalized) linear models. This requires a careful enumeration of the space of community assignments that belong to different equivalence classes from the one containing the truth.

4.1 Preliminaries

We introduce some basic notations here that are required to state our main result. Notations that are used only in proofs are introduced later on at appropriate places.

Throughout c, C, C' etc denote constants that are independent of everything else but whose values may change from one line to the other. $\mathbb{1}(B)$ denotes the indicator function of set B . For two vectors $x = \{x_i\}$ and $y = \{y_i\}$ of equal length n , the Hamming distance between x and y is $d_H(x, y) = \sum_{i=1}^n \mathbb{1}(x_i \neq y_i)$. For any positive integer m , let $[m] := \{1, \dots, m\}$. A community assignment of n nodes into $k < n$ communities is given by $z = (z_1, \dots, z_n)^T$ with $z_i \in [k]$ for each $i \in [n]$. Let $\mathcal{Z}_{n,k}$ denote the space of all such community assignments. For a permutation δ on $[k]$, define $\delta \circ z$ as the community assignment given by $\delta \circ z(i) = \delta(z_i)$ for $i \in [n]$. Clearly, $\delta \circ z$ and z provide the same clustering up to community labels. Define $\langle z \rangle$ to be the collection of $\delta \circ z$ for all permutations δ on $[k]$; we shall refer to $\langle z \rangle$ as the equivalence class of z . For example, z and z' in the previous page belong to the same equivalence class, with $z' = \delta \circ z$, where $\delta(1) = 2$ and $\delta(2) = 1$. Let \mathbb{P}_0 denote probability under the true data generating mechanism.

4.2 Homogeneous SBMs

To state our theoretical result, we restrict attention to *homogeneous SBMs* with *two communities*. It is well-known that MFMs lead to consistent estimation of the number of clusters [24] in a Gaussian mixture model. In our context, a straightforward application of Doob's Theorem (refer to §7.1.4 of [24]) implies $\Pi(k = 2 \mid \mathcal{A}) \rightarrow 1$ a.s. \mathbb{P}_0 . Hence, we do not impose a prior on k and fix $k = 2$ in the subsequent analysis. An SBM is called homogeneous when the Q matrix in (1) has a compound-symmetry structure, with $Q_{rs} = q + (p - q)\delta_{rs}$, so that all diagonal entries of Q are p

and all off-diagonal entries are q . Clearly, for a homogeneous SBM, the edge probabilities

$$\theta_{ij} = \begin{cases} p & \text{if } z_i = z_j, \\ q & \text{if } z_i \neq z_j. \end{cases}$$

For a homogeneous SBM, the likelihood function for p, q and z assumes the form

$$\begin{aligned} f(\mathcal{A} \mid z, p, q) &= \prod_{i < j} \theta_{ij}^{a_{ij}} (1 - \theta_{ij})^{1 - a_{ij}} \\ &= p^{A_{\uparrow}(z)} (1 - p)^{n_{\uparrow}(z) - A_{\uparrow}(z)} q^{A_{\downarrow}(z)} (1 - q)^{n_{\downarrow}(z) - A_{\downarrow}(z)}, \end{aligned} \quad (8)$$

where

$$n_{\uparrow}(z) = \sum_{i < j} \mathbb{1}(z_i = z_j), \quad A_{\uparrow}(z) = \sum_{i < j} a_{ij} \mathbb{1}(z_i = z_j), \quad (9)$$

$$n_{\downarrow}(z) = \sum_{i < j} \mathbb{1}(z_i \neq z_j), \quad A_{\downarrow}(z) = \sum_{i < j} a_{ij} \mathbb{1}(z_i \neq z_j). \quad (10)$$

Clearly, $n_{\downarrow}(z) = \binom{n}{2} - n_{\uparrow}(z)$. As in Section 3, we consider independent $U(0, 1)$ priors on p and q and a Dirichlet-multinomial prior on z to complete our prior specification. A key object is the *marginal likelihood* of z obtained by integrating over the priors on p and q . Denoting the marginal likelihood by $\mathcal{L}(\mathcal{A} \mid z)$, we can obtain a closed-form expression as

$$\begin{aligned} \mathcal{L}(\mathcal{A} \mid z) &= \left\{ \int_0^1 p^{A_{\uparrow}(z)} (1 - p)^{n_{\uparrow}(z) - A_{\uparrow}(z)} dp \right\} \left\{ \int_0^1 q^{A_{\downarrow}(z)} (1 - q)^{n_{\downarrow}(z) - A_{\downarrow}(z)} dq \right\} \\ &= \frac{1}{n_{\uparrow}(z) + 1} \frac{1}{\binom{n_{\uparrow}(z)}{A_{\uparrow}(z)}} \frac{1}{n_{\downarrow}(z) + 1} \frac{1}{\binom{n_{\downarrow}(z)}{A_{\downarrow}(z)}}. \end{aligned} \quad (11)$$

Letting $\Pi(z)$ denote the prior probability of the community assignment z , its posterior probability $\Pi(z \mid \mathcal{A}) \propto \mathcal{L}(\mathcal{A} \mid z) \Pi(z)$. Observe that each one of $n_{\uparrow}(z), n_{\downarrow}(z), A_{\uparrow}(z)$ and $A_{\downarrow}(z)$ are labeling invariant, i.e., they assume a constant value on $\langle z \rangle$, and hence so is $\mathcal{L}(\mathcal{A} \mid z)$. Since the prior Π is also labeling invariant (see proof of Lemma 4.1), the same can thus be concluded regarding the posterior. For this reason, we focus on $\Pi(\langle z_0 \rangle \mid \mathcal{A})$ as our object of study, where z_0 is (one representation of) the true community assignment.

4.3 Main result

As mentioned in the previous section, we assume that the network is generated from a homogeneous SBM with two communities. Let z_0 denote the true community assignments of the nodes and p_0, q_0 respectively denote the true within and between community edge probabilities. We state our assumptions on these quantities below.

(A1) Assume the number of nodes $n = 2m$ is even and the two communities are of equal size.

Without loss of generality, we assume $z_{01} = \dots z_{0m} = 1$ and $z_{0m+1} = \dots z_{0n} = 2$.

(A2) The true edge probabilities p_0 and q_0 do not change with n and $q_0 < 0.5 < p_0$. In fact, we assume $q_0 = 1 - p_0$.

(A1) assumes a balanced network which is fairly common in the literature; see for example, [47]. Extension to the case where the two community sizes are of the same order can be accomplished with some more involved counting arguments replacing Lemma A.1. **(A2)** is somewhat restrictive at this point as sparse networks with constant degree distributions are not allowed; however relaxing this assumption will be substantially challenging. The assumption $q_0 = 1 - p_0$ is not necessary and is made solely for the tremendous technical simplification resulting out of it, essentially exploiting the symmetry of the binary entropy function (see Figure 2) about $1/2$. We hope to report the analysis with the assumptions relaxed elsewhere.

We state our main result in Theorem 4.1 below.

Theorem 4.1. *Suppose **(A1)** and **(A2)** hold. Then, for some $\kappa > 1$,*

$$\mathbb{P}_0 \left\{ \left| \frac{1}{\Pi(\langle z_0 \rangle \mid \mathcal{A})} - 1 \right| \leq e^{-Cn \log n} \right\} \geq 1 - \exp \left\{ -C(\log n)^\kappa \right\}.$$

Theorem 4.1 provides a non-asymptotic probabilistic bound on the closeness between $\Pi(\langle z_0 \rangle \mid \mathcal{A})$ and 1. An immediate consequence is that the posterior probability of the equivalence class containing z_0 converges to 1 a.e. \mathbb{P}_0 as the number of nodes n increase. In other words, the posterior consistently selects the true configuration assignment almost surely.

Corollary 4.2. *Suppose the conclusion of Theorem 4.1 holds. Then, $\Pi(\langle z_0 \rangle \mid \mathcal{A}) \rightarrow 1$ a.s. \mathbb{P}_0 .*

Proof. Define \mathcal{D}_n to be the set inside \mathbb{P}_0 in Theorem 4.1. Since $\sum_{n=1}^{\infty} \mathbb{P}_0(\mathcal{D}_n^c) < \infty$, by the first

Borel-Cantelli Lemma, $\mathbb{P}_0(\limsup \mathcal{D}_n^c) = 0$, implying $\mathbb{P}_0(\liminf \mathcal{D}_n) = 1$. Since $\{\liminf \mathcal{D}_n\} \subset \{\Pi(\langle z_0 \rangle \mid \mathcal{A}) \rightarrow 1\}$, the conclusion follows. \square

4.4 Proof of Theorem 4.1

We now proceed to prove Theorem 4.1. We highlight the salient points here while proofs of all auxiliary Lemmata stated here are deferred to Appendix B. Appendix A contains necessary additional notation for the proofs in Appendix B.

Recall $n = 2m$ and $z_{0i} = 1$ for $i = 1, \dots, m$ and $z_{0i} = 2$ for $i = m + 1, \dots, n$. Hence,

$$\pi(\langle z_0 \rangle \mid \mathcal{A}) = \frac{\sum_{z \in \langle z_0 \rangle} \mathcal{L}(\mathcal{A} \mid z) \Pi(z)}{\sum_{z \in \mathcal{Z}_{n,2}} \mathcal{L}(\mathcal{A} \mid z) \Pi(z)} = \frac{\sum_{z \in \langle z_0 \rangle} \mathcal{L}(\mathcal{A} \mid z) \Pi(z)}{\sum_{z \in \langle z_0 \rangle} \mathcal{L}(\mathcal{A} \mid z) \Pi(z) + \sum_{z \notin \langle z_0 \rangle} \mathcal{L}(\mathcal{A} \mid z) \Pi(z)}.$$

We make some preliminary observations about the space $\mathcal{Z}_{n,2}$ first. Clearly, $|\mathcal{Z}_{n,2}| = 2^n$. For any $z \in \mathcal{Z}_{n,2}$, let z^\dagger denote the element of $\mathcal{Z}_{n,2}$ obtained by swapping the labels of z . It can be easily verified that for any z , the equivalence class $\langle z \rangle = \{z, z^\dagger\}$ and there are 2^{n-1} unique equivalence classes in $\mathcal{Z}_{n,2}$. As we have already argued, $\mathcal{L}(\mathcal{A} \mid z) \Pi(z)$ is constant on each such equivalence class $\langle z \rangle$.

To aide our analysis, we decompose the region $\{z : z \notin \langle z_0 \rangle\}$ in terms of the Hamming distance from z_0 . If $z \notin \langle z_0 \rangle$, then $d_H(z, z_0) \in \{1, \dots, n-1\}$. Further, if $d_H(z, z_0) = r$, then $d_H(z^\dagger, z_0) = n - r$. Based on these observations, we have

$$\sum_{z \notin \langle z_0 \rangle} \mathcal{L}(\mathcal{A} \mid z) \Pi(z) = \sum_{r=1}^{n-1} \sum_{z: d_H(z, z_0)=r} \mathcal{L}(\mathcal{A} \mid z) \Pi(z) = 2 \sum_{r=1}^m \sum_{z: d_H(z, z_0)=r} \mathcal{L}(\mathcal{A} \mid z) \Pi(z).$$

The inner sum in the above display is over $\binom{n}{r}$ terms since $|\{z : d(z, z_0) = r\}| = \binom{n}{r}$; all such z can be constructed by picking r locations out of n and swapping their labels from the ones in z_0 . After some manipulation, we can now write

$$\frac{1}{\pi(\langle z_0 \rangle \mid \mathcal{A})} - 1 = \sum_{r=1}^m \sum_{z: d_H(z, z_0)=r} \exp \left\{ \ell(\mathcal{A} \mid z) - \ell(\mathcal{A} \mid z_0) + \Pi_\ell(z, z_0) \right\}, \quad (12)$$

where $\ell(\mathcal{A} \mid z) = \log \mathcal{L}(\mathcal{A} \mid z)$ and $\Pi_\ell(z, z_0) = \log \Pi(z) - \log \Pi(z_0)$. It now amounts to bound the sum appearing in the right hand side of the above display with large probability under \mathbb{P}_0 .

We first state a uniform bound on $\Pi_\ell(z, z_0)$ for the Dirichlet-multinomial prior with $k = 2$.

Lemma 4.1. Suppose $P(z_i = k \mid \pi) = \pi_k$ independently for $i = 1, \dots, n$, where $\pi = (\pi_1, \pi_2)$ with $\pi_2 = 1 - \pi_1$. Consider a $\text{Beta}(\gamma, \gamma)$ prior on π_1 . Denote the marginal prior distribution on $z = (z_1, \dots, z_n)$ by Π and define $\Pi_\ell(z, z_0) = \log \Pi(z) - \log \Pi(z_0)$. Then,

$$\max_{z \in \mathcal{Z}_{n,2}} \Pi_\ell(z, z_0) \leq Cn,$$

for some constant $C > 0$ that only depends on γ . Further, if $d_H(z, z_0) \leq r < m$, then

$$\max_{z: d_H(z, z_0) \leq r} \Pi_\ell(z, z_0) \leq Cr.$$

Next, we bound the log marginal likelihood ratio $\ell(\mathcal{A} \mid z) - \ell(\mathcal{A} \mid z_0)$ from above using a standard information theoretic bound.

Lemma 4.2. Recall the marginal likelihood $\mathcal{L}(\mathcal{A} \mid z)$ from (11) and that $\ell(\mathcal{A} \mid z) = \log \mathcal{L}(\mathcal{A} \mid z)$. Also recall the quantities defined in (9) and (10). Let $h : (0, 1) \rightarrow \mathbb{R}$ denote the function $h(x) = x \log(x) + (1 - x) \log(1 - x)$; see Figure 2. Then, for any $z \in \mathcal{Z}_{n,2}$,

$$\ell(\mathcal{A} \mid z) - \ell(\mathcal{A} \mid z_0) \leq T_1(z, z_0) + T_2(z, z_0) + C \log n,$$

where $C > 0$ is a global constant which does not depend on z and

$$\begin{aligned} T_1(z, z_0) &= n_\uparrow(z) h\left\{\frac{A_\uparrow(z)}{n_\uparrow(z)}\right\} - n_\uparrow(z_0) h\left\{\frac{A_\uparrow(z_0)}{n_\uparrow(z_0)}\right\}, \\ T_2(z, z_0) &= n_\downarrow(z) h\left\{\frac{A_\downarrow(z)}{n_\downarrow(z)}\right\} - n_\downarrow(z_0) h\left\{\frac{A_\downarrow(z_0)}{n_\downarrow(z_0)}\right\}. \end{aligned}$$

The negative of the function h is the Bernoulli entropy function. Clearly, $h(x) < 0$ for all $x \in (0, 1)$, $h(0) = h(1) = 0$ in a limiting sense and h is symmetric about $1/2$ where it attains its minima. Moreover, h is bi-Lipschitz on any interval bounded away from 0 and 1. Lemma 4.2 uses the approximation $\log \binom{m}{r} = -mh(r/m) + O(\log m)$, which follows from Stirling's inequality.

By Lemmata 4.1 & 4.2, bound the quantity in the right hand side of (12) from above by

$$\sum_{r=1}^m \sum_{z: d_H(z, z_0)=r} \exp\{\Delta(z, z_0)\}, \quad \Delta(z, z_0) = T_1(z, z_0) + T_2(z, z_0) + 2 \max\{C \log n, \Pi_\ell(z, z_0)\}. \quad (13)$$

It now amounts to stochastically bound the expression in (13). To that end, we decompose the outer sum over r into two parts to write the expression in (13) as $R_1 + R_2$, with

$$R_1 = \sum_{r=(\log n)^\beta}^m \sum_{z: d_H(z, z_0)=r} \exp\{\Delta(z, z_0)\}, \quad R_2 = \sum_{r=1}^{(\log n)^\beta} \sum_{z: d_H(z, z_0)=r} \exp\{\Delta(z, z_0)\}, \quad (14)$$

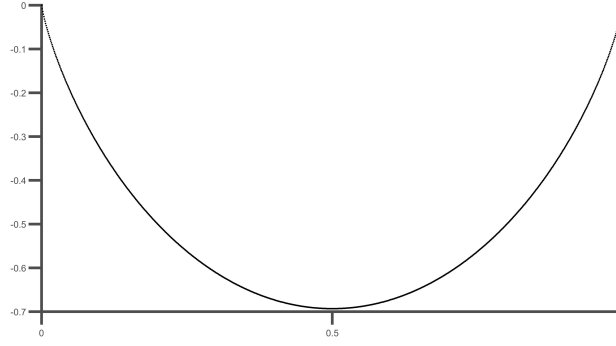


Figure 2: Plot of $h(x) = x \log x + (1 - x) \log(1 - x)$ for $x \in [0, 1]$. h is symmetric about $1/2$ where it attains its minima on $[0, 1]$.

for some appropriate $\beta > 0$ to be chosen later. We briefly comment on the rationale behind splitting the sum into two parts. Recall that there are $\binom{n}{r}$ configurations with $d_H(z, z_0) = r$. If we wish to test $H_0 : z = z_0$ versus $H_1 : z = z^*$ for a *fixed* z^* with $d_H(z^*, z_0) = r$, the testing problem clearly gets increasingly simpler as r increases. However, the same is not true for the point versus composite test $H_0 : z = z_0$ versus $H_1 : d_H(z, z_0) = r$, since the size of the alternative increases with r ; ranging from linear in n to exponential in n . This necessitates somewhat different analyses of the approximate log-posterior odds $\Delta(z, z_0)$ within R_1 and R_2 .

Analysis of R_1 : We first show that $R_1 < e^{-Cn \log n}$ on a set with \mathbb{P}_0 probability at least $1 - 8 \exp \{ -(\log n)^\nu / 2 \}$ for a constant $\nu > 1$.

We start with an exponential deviation bound for $\Delta(z, z_0)$ for a fixed z and then use union bound to extend it over the entire alternative space.

Lemma 4.3. *Fix z with $d_H(z, z_0) = r$ with $1 \leq r \leq m$. Then, there exist constants $C, C' > 0$ and $\nu > 1$, such that*

$$\mathbb{P}_0 \left[\Delta(z, z_0) < -Cr(n - r) + C'(\log n)^{1+\nu/2}n \right] \geq 1 - 4 \exp \{ -r(\log n)^\nu \}.$$

Remark 4.1. *While the deviation inequality in Lemma 4.3 holds for every $1 \leq r \leq m$, the upper bound on $\Delta(z, z_0)$ is negative only when $r \gtrsim (\log n)^\beta$.*

Let $\mathcal{C}_z^r = \{ \Delta(z, z_0) < -Cr(n - r) + C'(\log n)^{1+\nu/2}n \}$ denote the set inside the probability in

Lemma 4.3. Set $\mathcal{C}^r = \cap_{z: d_H(z, z_0)=r} \mathcal{C}_z^r$ and $\mathcal{C} = \cap_{r=1}^m \mathcal{C}^r$. Clearly,

$$\mathbb{P}_0(\mathcal{C}^c) \leq \sum_{r=1}^m \sum_{z: d_H(z, z_0)=r} \mathbb{P}_0[(\mathcal{C}_z^r)^c] \leq 4 \sum_{r=1}^m \binom{n}{r} \exp \{ -r(\log n)^\nu \} \leq 4 \sum_{r=1}^m \exp \{ r \log n - r(\log n)^\nu \}.$$

From the first to second step, we invoked Lemma 4.3 and the fact $|d_H(z, z_0)| = \binom{n}{r}$. We then used the trivial bound $\binom{n}{r} \leq e^{r \log n}$ for $r \leq n/2$. For $\nu > 1$, $r(\log n) - r(\log n)^\nu < -r(\log n)^\nu/2$ for n large enough. Thus, using the bound $a + \dots a^m \leq 2a$ for $a < 1/2$,

$$\mathbb{P}_0(\mathcal{C}^c) \leq 4 \sum_{r=1}^m \exp \{ -r(\log n)^\nu/2 \} \leq 8 \exp \{ -(\log n)^\nu/2 \}.$$

We shall now bound R_1 inside the set \mathcal{C} . Use the bound for $\Delta(z, z_0)$ inside \mathcal{C} from Lemma 4.3 to obtain

$$\begin{aligned} R_1 &\leq \sum_{r=(\log n)^\beta}^m \exp \left\{ -Cr(n-r) + C'(\log n)^{1+\nu/2}n + r \log n \right\} \\ &\leq \sum_{r=(\log n)^\beta}^m \exp \left[-Cn \{ r - C'(\log n)^{1+\nu/2} - r \log n/n \} \right]. \end{aligned}$$

Choose $\beta > 1 + \nu/2$ large enough so that $(\log n)^\beta - (\log n)^{1+\nu/2} - \log n > \log n$. Thus, $R_1 \leq \sum_{r=1}^m e^{-Cn \log n} \leq e^{-C'n \log n}$ on \mathcal{C} .

Analysis of R_2 : We next show that $R_2 < e^{-C'n \log n}$ on a set with \mathbb{P}_0 probability at least $1 - \exp\{-C(\log n)^\eta\}$ for some $\eta > 1$.

In view of Remark 4.1, Lemma 4.3 does not provide an adequate bound when $r \leq (\log n)^\beta$. We state an alternative deviation bound for $\Delta(z, z_0)$ when $d_H(z, z_0) \leq (\log n)^\beta$.

Lemma 4.4. Fix z with $d_H(z, z_0) = r$ with $1 \leq r \leq (\log n)^\beta$. Then, there exists a set \mathcal{B}_z^r with $\mathbb{P}_0(\mathcal{B}_z^r) \geq 1 - \exp \left\{ -C(\log n)^\eta \right\}$ for some $\eta > 1$, such that on \mathcal{B}_z^r ,

$$\Delta(z, z_0) \leq -Cr(n-r) + C'\sqrt{n}(\log n)^\eta.$$

Let $\mathcal{B}^r = \cap_{z: d_H(z, z_0)=r} \mathcal{B}_z^r$ and $\mathcal{B} = \cap_{r=1}^{(\log n)^\beta} \mathcal{B}^r$. It follows that

$$\begin{aligned} \mathbb{P}_0(\mathcal{B}^c) &\leq \sum_{r=1}^{(\log n)^\beta} \binom{n}{r} \exp \left\{ -C(\log n)^\eta \right\} \leq \sum_{r=1}^{(\log n)^\beta} \exp \left\{ r \log n - C(\log n)^\eta \right\} \\ &\leq \sum_{r=1}^{(\log n)^\beta} \exp \left\{ -C'(\log n)^\eta \right\} \leq (\log n)^\beta \exp \left\{ -C'(\log n)^\eta \right\} \leq \exp \left\{ -C''(\log n)^\eta \right\}. \end{aligned}$$

As in the analysis on R_1 , it can be shown that $R_2 \leq e^{-Cn \log n}$ on \mathcal{B} . The proof is concluded by observing that $R_1 + R_2 \leq e^{-Cn \log n}$ on $\mathcal{B} \cap \mathcal{C}$, with $\mathbb{P}_0(\mathcal{B} \cap \mathcal{C}) \geq \mathbb{P}_0(\mathcal{B}) + \mathbb{P}_0(\mathcal{C}) - 1 \geq 1 - \exp \left\{ -C(\log n)^\kappa \right\}$ for $\kappa = \max\{\nu, \eta\} > 1$.

5. SIMULATION STUDIES

In this section, we investigate the performance of the proposed MFM-SBM method from a variety of angles. At the very onset, we outline the skeleton of the data generating process followed throughout this section.

Step 1: Decide on the number of nodes n & the number of communities k .

Step 2: Generate the true clustering configuration $z_0 = (z_{01}, \dots, z_{0n})$ with $z_{0i} \in \{1, \dots, k\}$. To this end, we fix the respective community sizes n_{01}, \dots, n_{0k} , and without loss of generality, let $z_{0i} = l$ for all $i = n_{0,l-1} + 1, \dots, n_{0,l-1} + n_{0l}$ and $l = 1, \dots, k$. We consider both balanced (i.e., $n_{0l} \sim \lfloor n/k \rfloor$ for all l) and unbalanced networks. In the unbalanced case, the community sizes are chosen as $n_{01} : \dots : n_{0k} = 2 : \dots : k + 1$.

Step 3: Construct the matrix Q in (1). We restrict to homogeneous SBMs, with $q_{rs} = q + (p - q)\delta_{rs}$, so that all diagonal entries of Q are p and all off-diagonal entries are q . We fix $q = 0.10$ throughout and vary p subject to $p > 0.10$. Clearly, smaller values of p represent weaker clustering pattern.

Step 4: Generate the edges $A_{ij} \sim \text{Bernoulli}(Q_{z_{0i}z_{0j}})$ independently for $1 \leq i < j \leq n$.

The Rand index [36] is used to measure the accuracy of clustering. Given two partitions $\mathcal{C}_1 = \{X_1, \dots, X_r\}$ and $\mathcal{C}_2 = \{Y_1, \dots, Y_s\}$ of $\{1, 2, \dots, n\}$, let a, b, c and d respectively denote the number of pairs of elements of $\{1, 2, \dots, n\}$ that are (a) in a same set in \mathcal{C}_1 and a same set in \mathcal{C}_2 , (b) in different sets in \mathcal{C}_1 and different sets in \mathcal{C}_2 , (c) in a same set in \mathcal{C}_1 but in different sets in \mathcal{C}_2 , and (d) in different sets in \mathcal{C}_1 and a same set in \mathcal{C}_2 . The Rand index RI is

$$\text{RI} = \frac{a + b}{a + b + c + d} = \frac{a + b}{\binom{n}{2}}.$$

Clearly, $0 \leq \text{RI} \leq 1$ with a higher value indicating a better agreement between the two partitions. In particular, $\text{RI} = 1$ indicates \mathcal{C}_1 and \mathcal{C}_2 are identical (modulo labeling of the nodes).

Our first set of simulations investigate the performance of MFM-SBM in estimating z_0 for data generated following steps 1 – 4 above with different choices of the number of nodes n , number

of communities k , the within-community edge probability p and the relative community sizes. In all the simulation examples considered, we employed Algorithm 1 with $\gamma = 1, a = b = 1$. The results are summarized in Figures 3 – 7, which depict the value of $\text{RI}(z, z_0)$ from the first 100 MCMC iterations with five randomly chosen starting points. In each figure, the block structure gets increasingly vague as one moves from the left to the right.

It can be readily seen from Figures 3 and 6 that for balanced networks with sufficient number of nodes per community, the RI value rapidly converges to 1 or very close to 1 within 100 MCMC iterates, indicating rapid mixing and convergence of the chain. The convergence is somewhat

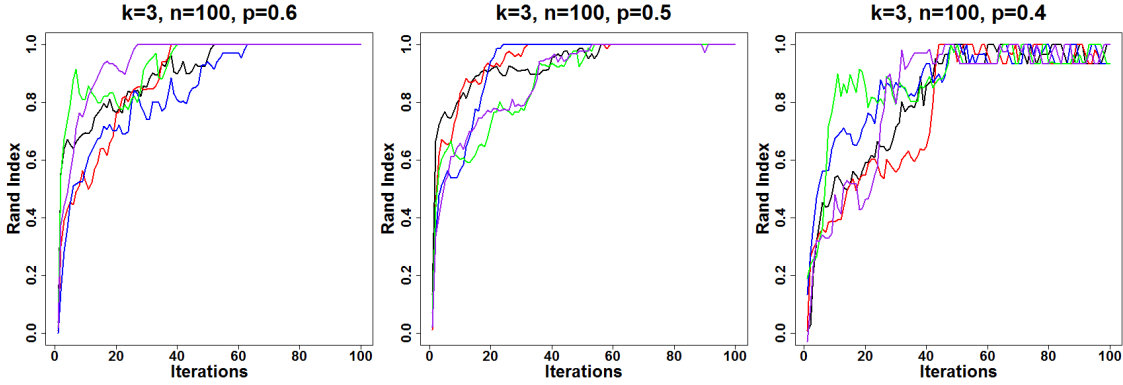


Figure 3: Rand index vs. MCMC iteration for MFM-SBM with 5 different starting configurations in a balanced network. 100 nodes in 3 communities.

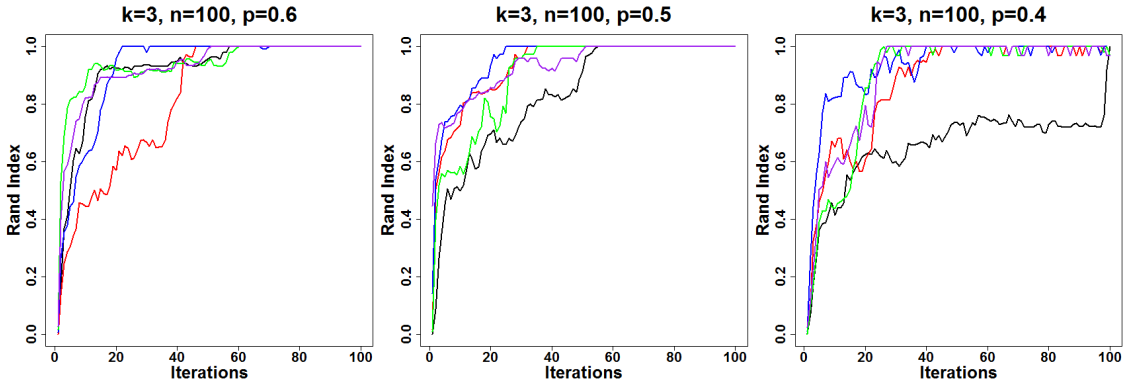


Figure 4: Rand index vs. MCMC iteration for MFM-SBM with 5 different starting configurations in an unbalanced network. 100 nodes in 3 communities.

slowed down if the network is unbalanced *and* the block structure is vague; see for example, the right-most panel of Figures 4 and 5. However, with a clearer block structure or more nodes available per community, the convergence improves; see left two panels of Figures 4 and 5 and the right most panel of Figure 7. We additionally conclude from Figure 5 - 7 that as the number of community increases, we need more nodes per community to get precise recovery of the community memberships.

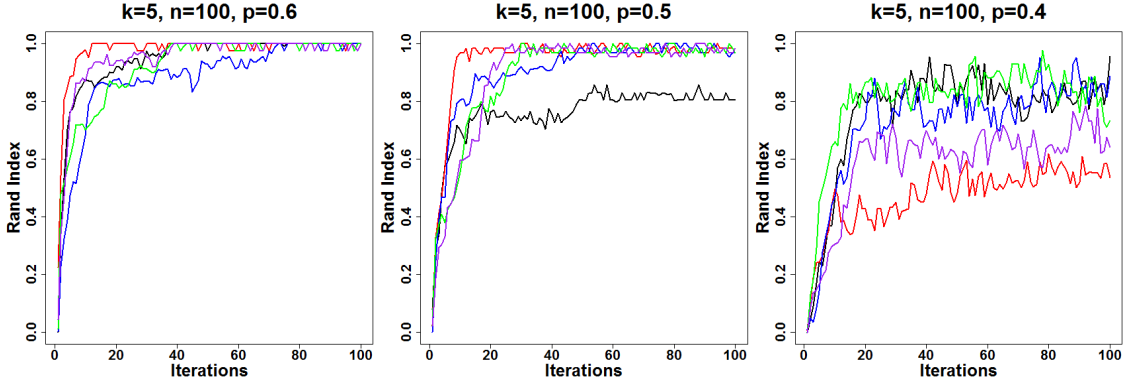


Figure 5: Rand index vs. MCMC iteration for MFM-SBM with 5 different starting configurations in a balanced network. 100 nodes in 5 communities.

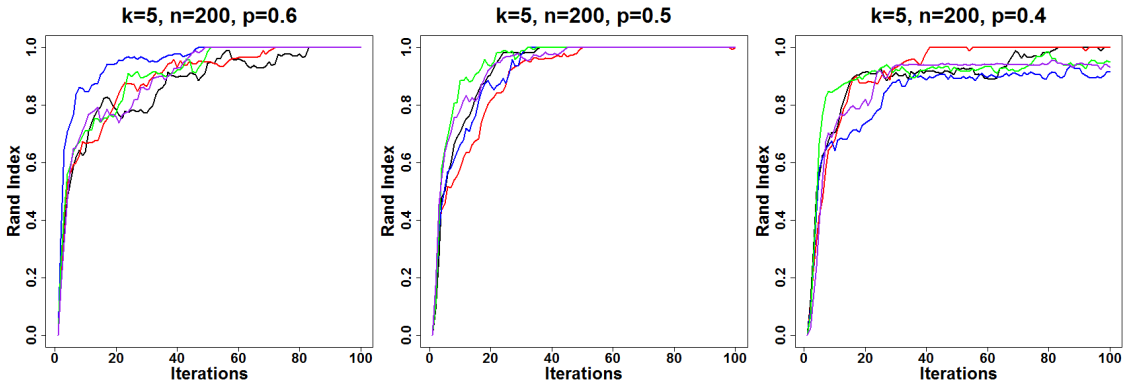


Figure 6: Rand index vs. MCMC iteration for MFM-SBM with 5 different starting configurations in a balanced network. 200 nodes in 5 communities.

As a natural Bayesian competitor to MFM-SBM, we considered the Bayesian SBMs of [32, 42] implemented in the R Package `hergm`. Their approach is based on expressing the SBM in

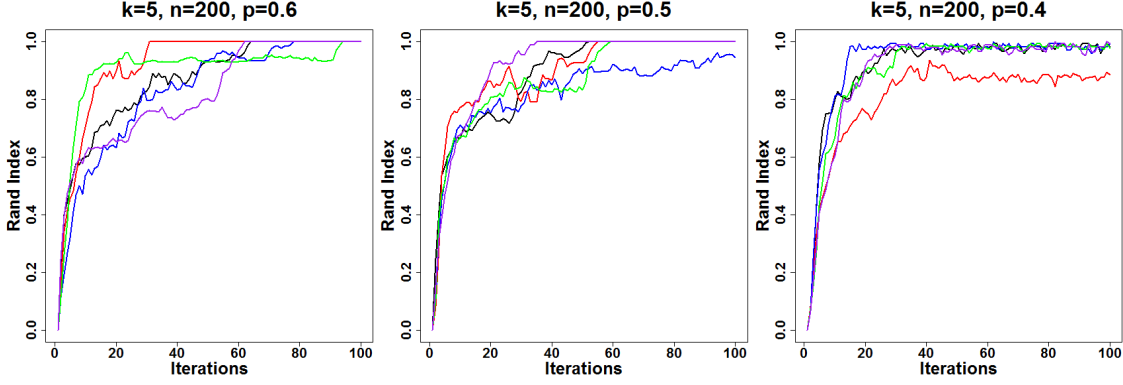


Figure 7: Rand index vs. MCMC iteration for MFM-SBM with 5 different starting configuration in an unbalanced network. 200 nodes in 5 communities.

exponential-family form, with block-dependent edge terms and a Dirichlet prior on the cluster configurations. As their approach does not update the number of components k , we set the maximum possible number of clusters to be 10 in all cases. For space constraints, we cannot replicate all the results and only summarize the main messages from the comparison. First, even in the simpler cases (e.g., left panel of Figure 3) where our approach always converges within 50 - 100 iterates, the Bayesian SBM (Figure 8) took 1000 or more iterates to stabilize. Second, the Bayesian SBM tends to produce tiny extraneous clusters which do not belong to the true configuration. This is not surprising given the difference in the probability of the cluster sizes of DPM and MFM in (7).

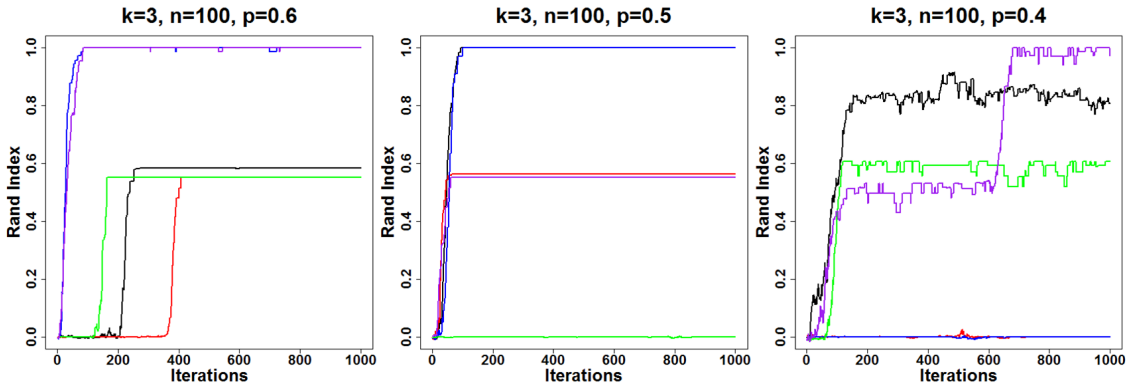


Figure 8: Rand index vs. MCMC iteration for Bayesian SBM with 5 different starting configurations in a balanced network. 100 nodes in 3 communities.

5.1 Comparison with spectral methods for estimating k

Next, we study the accuracy of MFM-SBM solely in terms of estimating the number of communities. As a benchmark for comparison, we use a couple of very recent spectral methods [20] which have been shown to outperform a wide variety of existing approaches for selecting k based on BIC, cross-validation etc. These methods are based on the spectral properties of certain graph operators, namely the non-backtracking matrix (NBM) and the Bethe Hessian matrix (BHM). One should note here that the competitors focus solely on the estimation of k , while our approach provides simultaneous estimation of the number of communities as well as the community assignments.

We generate 100 independent datasets using the steps outlined at the beginning of the section. We compare the different approaches based on the proportion of times the true value of k is recovered among the 100 replicates. For our approach, we used the posterior mode of k as a natural point estimator.

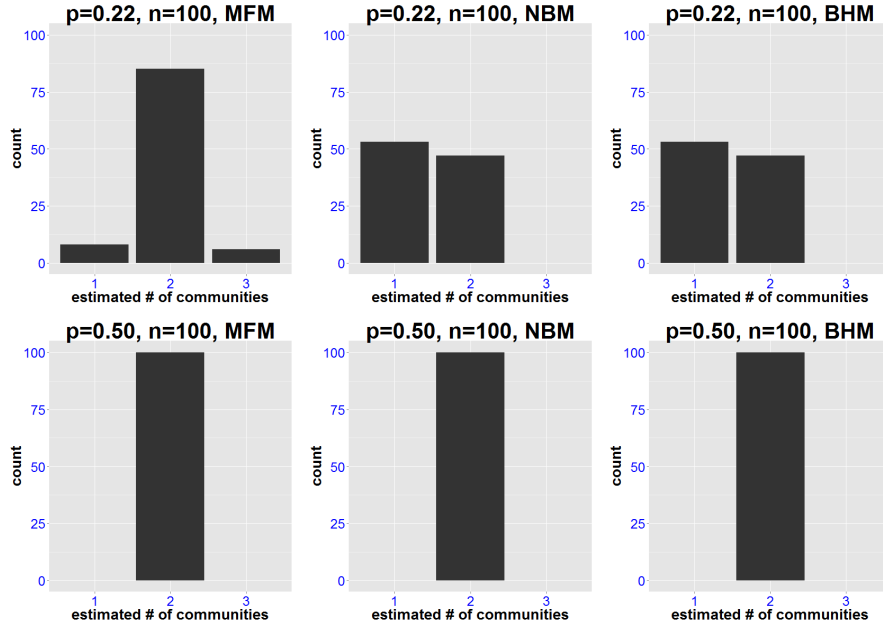


Figure 9: Balanced network with 100 nodes and 2 communities. Histograms of estimated number of communities across 100 replicates. From left to right: our method (MFM-SBM), non backtracking matrix (NBM) & Bethe Hessian matrix (BHM).

From the lower panels of Figures 9 and 10, we can see that when the community structure

in the network is prominent, all three methods have 100% accuracy. However, the situation is markedly different when the block structure is vague, as can be seen from the top panels of the respective figures. When the true number of communities is 2 and $p = 0.22$ (top panel of Figure 9), MFM-SBM comprehensively outperforms the competing methods, picking up the correct number of communities more than 80% of times. Either of the two competing methods fail to achieve a success rate of more than 50% in this case. When $p = 0.30$ with 3 communities (top panel of Figure 10), our method continues to have the best performance.

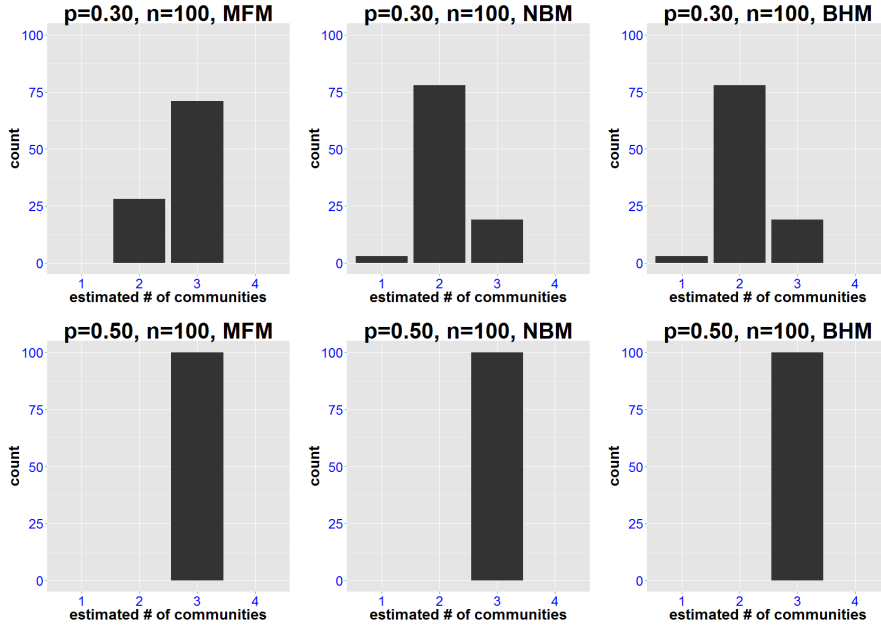


Figure 10: Balanced network with 100 nodes and 3 communities. Histograms of estimated number of communities across 100 replicates. From left to right: our method (MFM-SBM), non back-tracking matrix (NBM) & Bethe Hessian matrix (BHM).

5.2 Comparison with Modularity based methods

Finally, we compare MFM-SBM with two modularity based methods available in the R Package `igraph` which first estimate the number of communities by some model selection criterion and subsequently optimize a modularity function to obtain the community allocations. The first competitor, called the leading eigenvector method [28] finds densely connected subgraphs by calculating the leading nonnegative eigenvector of the modularity matrix of the graph. The second

(k, p)	MFM-SBM	Competitor I	Competitor II
$k = 2, p = 0.50$	1.00 (1.00)	1.00 (1.00)	1.00 (1.00)
$k = 2, p = 0.24$	0.88 (0.85)	0.75 (0.25)	NA (0.00)
$k = 3, p = 0.50$	1.00 (1.00)	1.00 (0.80)	1.00 (1.00)
$k = 3, p = 0.33$	0.95 (0.80)	0.77 (0.80)	0.89 (0.75)

Table 1: Competitor I and II are modularity based approaches available in the R Package `igraph`. The value inside the parenthesis denotes the proportion of correct estimation of the number of clusters out of 20 replicates. The value outside the parenthesis denotes the average Rand index value when the estimated number of clusters is true.

competitor, called the hierarchical modularity measure [7] implements a multi-level modularity optimization algorithm for finding the community structure. Our experiments suggests that these two methods have the overall best performance among available methods in the R Package `igraph`. We generate the data with 100 nodes and with different number of clusters k and within-community edge probability p .

We considered balanced networks with 100 nodes and different choices of k and p . The results from 20 simulation replicates are provided in Table 1. Once again, we observe that when the block structure is more vague (small p), MFM-SBM provides more accurate estimation of both the number of communities as well as the community membership.

5.3 Demonstrating uncertainty in k

As stated in the introduction, one of our primary motivations has been to take into account the uncertainty in the estimation of k to infer the unknown community configuration. As seen in Section 5.1, recently developed techniques for estimating k based on spectral methods may not always be accurate. In a usual two-stage approach, this error is propagated to the second stage leading to substantial misclassification. Here, we demonstrate how MFM-SBM captures the uncertainty in estimating k simultaneously with estimating the configuration within the Gibbs sampler. As

before, we will focus on the case when the network structure is not prominent. We generate the adjacency matrix from a balanced network of 100 edges using two different parameter settings i) $p = 0.225, k = 2$ and ii) $p = 0.290, k = 3$. Figure 11 shows that there may be substantial

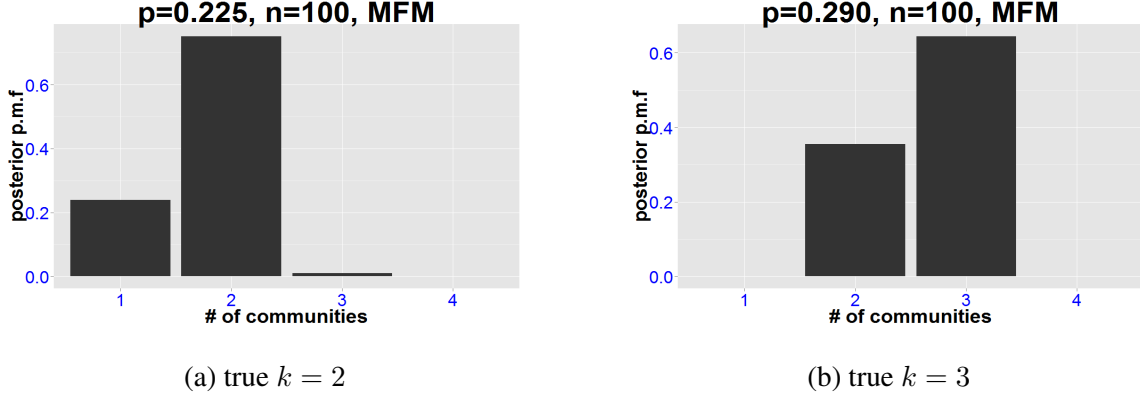


Figure 11: Histogram of posterior samples for k in MFM-SBM

uncertainty in estimating k when the community structure is not prominent and exploiting this uncertainty is crucial. Also seen from Figure 11 is the attractive property of MFM-SBM of avoiding tiny extraneous communities as opposed to CRP type models.

6. BENCHMARK REAL DATASETS

6.1 Karate-club network data

We first consider a benchmark dataset famously known as the Zachary’s Karate club data [45]. The social network captured 34 members of a karate club, documenting 78 pairwise links between members who interacted outside the club. The data was collected by Wayne W. Zachary for a period of three years from 1970 to 1972. During the study, a conflict arose between the administrator “John A” and instructor “Mr. Hi”(pseudonyms), which led to the club being split into two. Around half of the members formed a new club around Mr. Hi, while members from the other part found a new instructor or gave up karate. Zachary assigned correctly all but one member who joined after the split to their respective groups. A reference clustering for this undirected network with 34 nodes is shown in Figure 12 which is obtained from [45].

Since the number of nodes is small, instead of i.i.d $U(0, 1)$ prior for Q_{rs} , we use a Beta prior

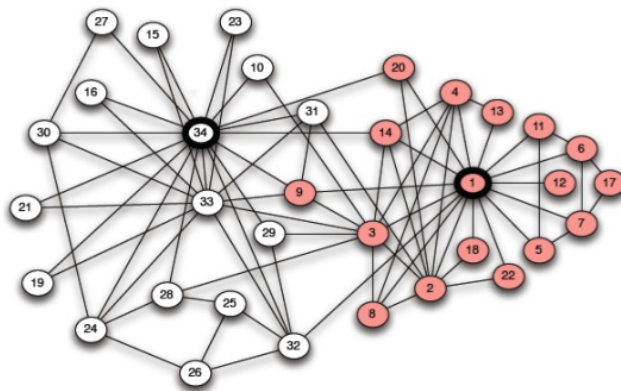


Figure 12: Karate club data: reference clustering

with hyperparameters forcing the off diagonals to be smaller than diagonals in the prior expectation with a small prior variance. The MCMC is run for 6,000 iterations after discarding a burn-in of 4,000. We compare the accuracy in estimating the configuration with the reference configuration. Based on the posterior samples of z , we employ Dahl’s method [9] to estimate the modal configuration.

It is interesting to observe that different starting configurations may lead to different final estimated configurations. This may be due to the highly multimodal nature of the posterior for z . When the starting configuration in the MCMC has less or equal to two clusters, the estimated configuration is very similar to the reference clustering (the only difference is in the assignment of the 9th subject). On the other hand, when the initial configuration has more than two clusters, the estimated configurations show more than two clusters. It is important to note here that although the estimated configurations show more than two clusters, the partitions are refinements of the reference configuration suggesting a possibility of factions even amongst the two well-defined loyalty groups. Refer to Figure 13 for the estimated node labels for different starting points. When we run the Gibbs sampler for different starting points and pool together the MCMC chains to perform the final inference on the clustering configuration, the clustering result is very similar to the reference panel indicating the success of our Bayesian approach in handling real data.

We compare our results with the same two modularity based methods [6, 30] available in the R Package `igraph` as we did in the simulation study. The competing methods provide very similar

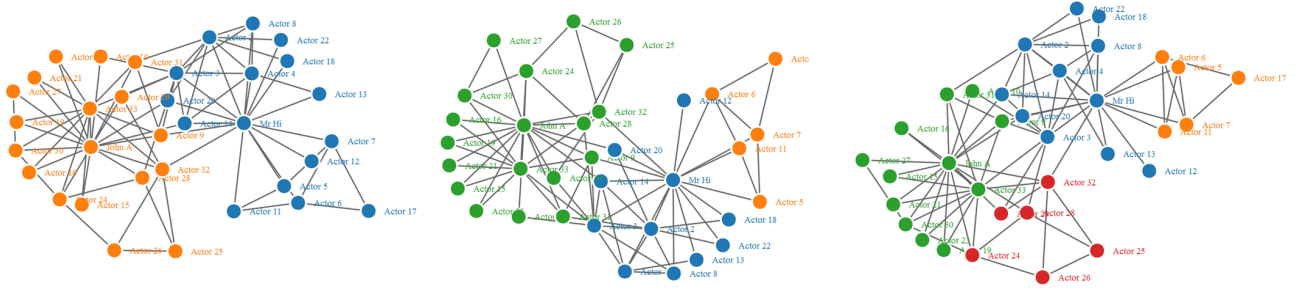


Figure 13: Estimated configuration in Karate club data from MFM-SBM. left to right: different starting configurations with 1, 3 and 5 clusters

clustering configuration as the third panel of Figure 13.

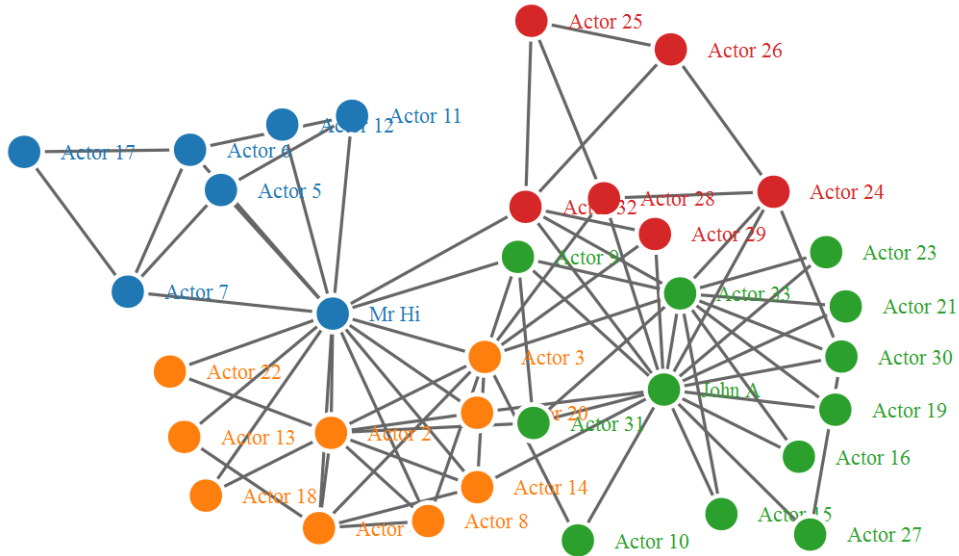


Figure 14: Competitor 1 [30] for Karate club data

6.2 Community detection in dolphin social network data

We next consider the social network dataset [22] obtained from a community of 62 bottlenose dolphins (*Tursiops* spp.) over a period of seven years from 1994 to 2001. The nodes in the network represent the dolphins, and ties between nodes represent associations between dolphin pairs occurring more often than by random chance. A reference clustering of this undirected network with 62

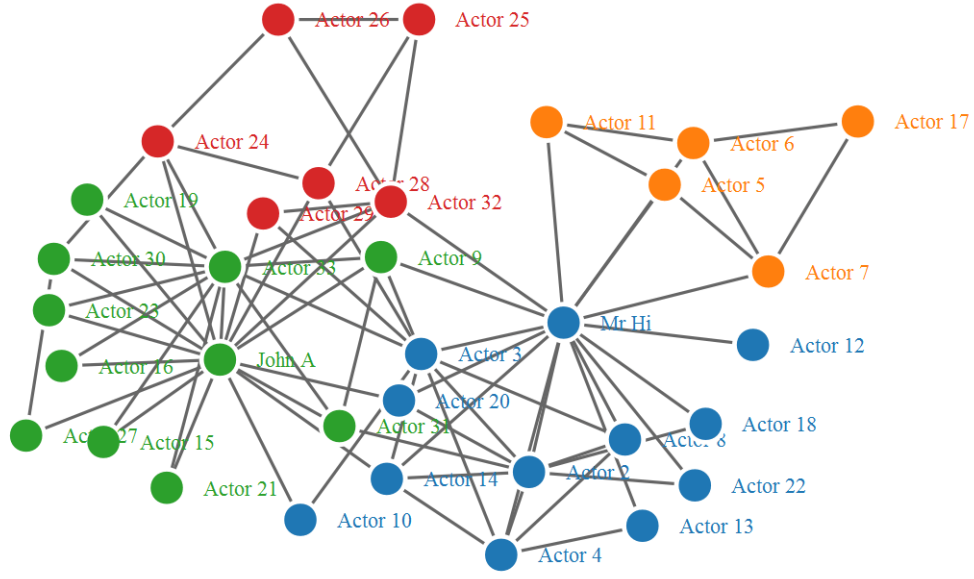


Figure 15: Competitor 2 [6] for Karate club data

nodes is in Figure 16 (Refer to Figure 1 in [21]). From Figure 17, we can see that the estimated configuration is very similar to the reference clustering (the only difference is in the assignment of the 8th subject). The modularity based approaches in the `igraph` package overestimate the number of clusters as shown in Figure 18 and Figure 19 respectively.

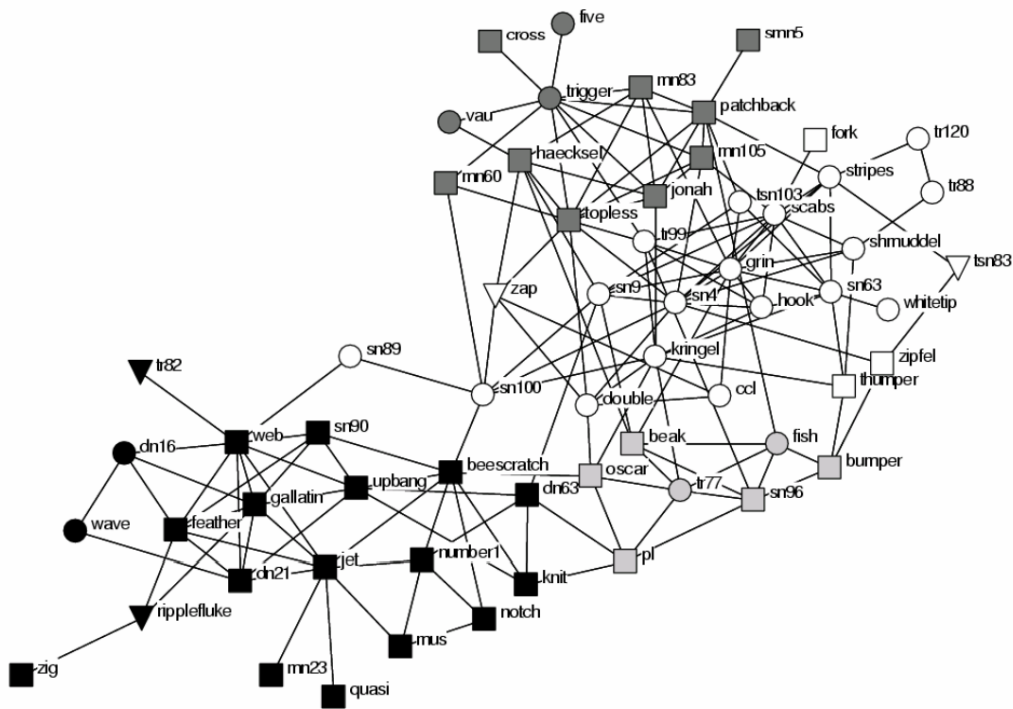


Figure 16: Vertex colour indicates community membership: black and non-black vertices represent the principle division into two communities. Shades of grey represent sub-communities. Females are represented with circles, males with squares and individuals with unknown gender with triangles.

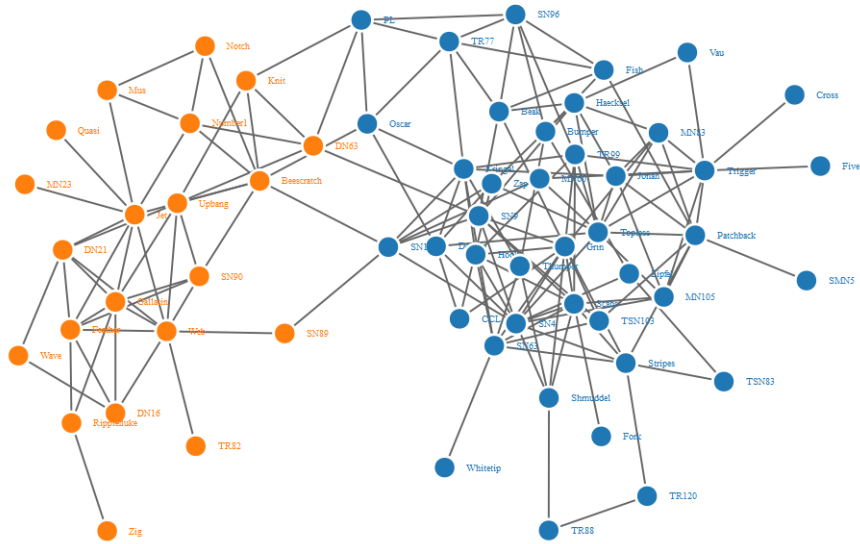


Figure 17: Estimated configuration in Dolphin social network data from MFM-SBM

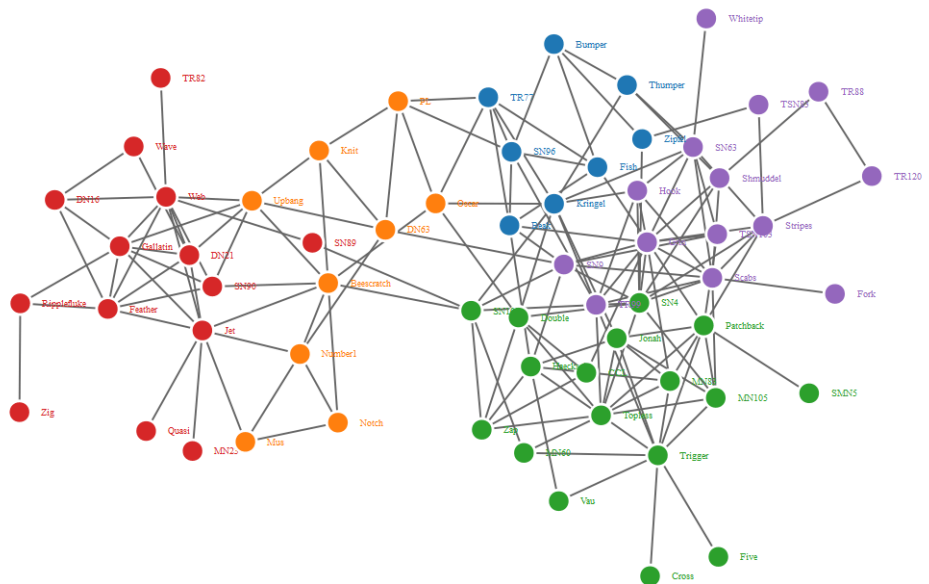


Figure 18: Competitor 1 [30] for Dolphin social network data

3. Using the previous identities, $n_{\uparrow}(z) - n_{\uparrow}(z') = n_{\uparrow\downarrow}(z, z') - n_{\downarrow\uparrow}(z, z')$.

Under \mathbb{P}_0 , the random variables $A_{\uparrow\uparrow}(z, z_0)$, $A_{\uparrow\downarrow}(z, z_0)$, $A_{\downarrow\uparrow}(z, z_0)$ and $A_{\downarrow\downarrow}(z, z_0)$ are independent, with

$$A_{\uparrow\uparrow}(z, z_0) \sim \text{Binomial}[n_{\uparrow\uparrow}(z, z_0), p_0], \quad A_{\uparrow\downarrow}(z, z_0) \sim \text{Binomial}[n_{\uparrow\downarrow}(z, z_0), q_0], \quad (\text{A.1})$$

$$A_{\downarrow\uparrow}(z, z_0) \sim \text{Binomial}[n_{\downarrow\uparrow}(z, z_0), p_0], \quad A_{\downarrow\downarrow}(z, z_0) \sim \text{Binomial}[n_{\downarrow\downarrow}(z, z_0), q_0]. \quad (\text{A.2})$$

We now state a counting lemma about the magnitudes of the Binomial size parameters in the above display.

Lemma A.1. *Suppose $d_H(z, z_0) = r$. Define,*

$$t_1(z, z_0) = \sum_{i=1}^n \mathbb{1}(z_i = 2, z_{0i} = 1), \quad t_2(z, z_0) = \sum_{i=1}^n \mathbb{1}(z_i = 1, z_{0i} = 2).$$

Clearly, $0 \leq t_1(z, z_0), t_2(z, z_0) \leq m$ and $t_1(z, z_0) + t_2(z, z_0) = r$. The following identities hold; we drop the dependence on z and z_0 in t_1 and t_2 for notational brevity.

1. $n_{\uparrow\uparrow}(z, z_0) = m(m - r - 1) + (t_1^2 + t_2^2)$, $n_{\uparrow\downarrow}(z, z_0) = mr - 2t_1t_2$, $n_{\downarrow\uparrow}(z, z_0) = mr - (t_1^2 + t_2^2)$, $n_{\downarrow\downarrow}(z, z_0) = m(m - r) + 2t_1t_2$. *These in particular imply $n_{\uparrow\downarrow}(z, z_0) + n_{\downarrow\uparrow}(z, z_0) = r(n - r)$, $n_{\uparrow\downarrow}(z, z_0) - n_{\downarrow\uparrow}(z, z_0) = (t_1 - t_2)^2$.*
2. $n_{\uparrow}(z) = m(m - 1) + (t_1 - t_2)^2$, $n_{\downarrow}(z) = m^2 - (t_1 - t_2)^2$.

Proof. First, we have $n_{\uparrow\downarrow}(z, z_0) = (m - t_1)t_2 + t_1(m - t_2) = mr - 2t_1t_2$, since $t_1 + t_2 = r$. Next, $n_{\downarrow\uparrow}(z, z_0) = (m - t_1)t_1 + t_2(m - t_2) = mr - (t_1^2 + t_2^2)$. Third, $n_{\downarrow\downarrow}(z, z_0) = (m - t_1)(m - t_2) + t_1t_2 = m(m - r) + 2t_1t_2$. From the previous two identities, $n_{\downarrow}(z) = n_{\downarrow\uparrow}(z, z_0) + n_{\downarrow\downarrow}(z, z_0) = m^2 - (t_1 - t_2)^2$. We then obtain $n_{\uparrow}(z) = \binom{n}{2} - n_{\downarrow}(z) = m(m - 1) + (t_1 - t_2)^2$. Finally, $n_{\uparrow\uparrow}(z) = n_{\uparrow}(z) - n_{\uparrow\downarrow}(z, z_0)$. \square

B. PROOF OF LEMMATA IN SECTION 4.4

Proof of Lemma 4.1

Using Dirichlet-multinomial conjugacy and some straightforward calculations,

$$\Pi(z) = \frac{\Gamma(2\gamma)}{\Gamma(n + 2\gamma)} \prod_{r=1}^2 \frac{\Gamma(n_r + \gamma)}{\Gamma(\gamma)}$$

where $n_1 = \sum_{i=1}^n \mathbb{1}(z_i = 1)$ & $n_2 = \sum_{i=1}^n \mathbb{1}(z_i = 2) = n - n_1$. The above display in particular shows that $\Pi(z)$ remains constant on $\langle z \rangle$. We have

$$\frac{\Pi(z)}{\Pi(z_0)} = \frac{\Gamma(n_1 + \gamma)\Gamma(n_2 + \gamma)}{\Gamma^2(m + \gamma)}, \quad \Pi_\ell(z, z_0) = \log \Gamma(n_1 + \gamma) + \log \Gamma(n_2 + \gamma) - 2 \log \Gamma(m + \gamma),$$

since $\sum_{i=1}^n \mathbb{1}(z_{0i} = 1) = m = n/2$. The above quantity is maximized over $\mathcal{Z}_{n,2}$ when one of n_1 or n_2 is 0 and the other is n . Using the standard result: $\log \Gamma(z) = -\log(2\pi)/2 + (z - 1/2) \log(z) - z + R(z)$ with $0 < R(z) < (12z)^{-1}$ for $z > 0$, we have

$$\begin{aligned} \max_z \Pi_\ell(z, z_0) &\leq \log \Gamma(n + \gamma) + \log \Gamma(\gamma) - 2 \log \Gamma(m + \gamma) \\ &\leq n \log\{(n + \gamma)/(m + \gamma)\} + O(\log n) \leq Cn, \end{aligned}$$

since $(n + \gamma) < 2(m + \gamma)$. For the second part, note that $n_1 - m = \sum_{i=1}^n \mathbb{1}(z_i = 1) - \sum_{i=1}^n \mathbb{1}(z_{0i} = 1) = \sum_{i=1}^n \mathbb{1}(z_i = 1, z_{0i} = 2) - \sum_{i=1}^n \mathbb{1}(z_i = 2, z_{0i} = 1) = t_2(z, z_0) - t_1(z, z_0)$. Similarly, $n_2 - m = t_1(z, z_0) - t_2(z, z_0)$. Since $t_1(z, z_0) + t_2(z, z_0) = d_H(z, z_0)$, we therefore have $\max\{|n_1 - m|, |n_2 - m|\} \leq r$ if $d_H(z, z_0) \leq r$. Using a similar argument as before, the maxima is attained when $n_1 = m + r$ and $n_2 = m - r$ or vice versa (recall $r < m$). Thus,

$$\max_{z: d_H(z, z_0) \leq r} \Pi_\ell(z, z_0) \leq \log \Gamma(m + r + \gamma) + \log \Gamma(m - r + \gamma) - 2 \log \Gamma(m + \gamma) \leq Cr$$

using the identity for the log gamma function as before.

Proof of Lemma 4.2

The two-sided bound $\sqrt{2\pi}n^{n+1/2}e^{-n} \leq n! \leq en^{n+1/2}e^{-n}$ implies $\log \binom{m}{r} = m \log m - r \log r - (m - r) \log(m - r) + R$, with $0 < R < c \log m$. Write $m \log m - r \log r - (m - r) \log(m - r) = r \log(m/r) + (m - r) \log\{m/(m - r)\} = -m[(r/m) \log(r/m) + (m - r/m) \log\{(m - r)/m\}] = -mh(r/m)$, where $h(x) = x \log x + (1 - x) \log(1 - x)$. Apply this inequality to bound $\ell(\mathcal{A} \mid z)$ from above and $\ell(\mathcal{A} \mid z_0)$ from below to get the desired upper-bound for $\ell(\mathcal{A} \mid z) - \ell(\mathcal{A} \mid z_0)$.

Proof of Lemma 4.3

Recall at the onset that $\Delta(z, z_0) = T_1(z, z_0) + T_2(z, z_0) + \max\{C \log n, \Pi_\ell(z, z_0)\}$, where $T_1(z, z_0)$ and $T_2(z, z_0)$ are defined in Lemma 4.2 and $\Pi_\ell(z, z_0)$ in Lemma 4.1. For the proof of the present Lemma, we bound $\Pi_\ell(z, z_0) < Cn$ using Lemma 4.1.

We now proceed to bound $T_1(z, z_0)$ and $T_2(z, z_0)$ from above with large probability. From Lemma C.1 stated in Appendix C,

$$\mathbb{P}_0 \left[h \left\{ \frac{A_{\uparrow}(z)}{n_{\uparrow}(z)} \right\} \leq \mathbb{E}_0 h \left\{ \frac{A_{\uparrow}(z)}{n_{\uparrow}(z)} \right\} + t \right] \geq 1 - \exp \left\{ - \frac{2n_{\uparrow}(z)t^2}{\log^2 \{n_{\uparrow}(z)e\}} \right\}, \quad (\text{A.3})$$

for any $t > 0$. Also, by Lemma C.2 in Appendix C,

$$\mathbb{E}_0 h \left\{ \frac{A_{\uparrow}(z)}{n_{\uparrow}(z)} \right\} \leq h \left\{ \mathbb{E}_0 \frac{A_{\uparrow}(z)}{n_{\uparrow}(z)} \right\} + C \sqrt{\frac{\log n_{\uparrow}(z)}{n_{\uparrow}(z)}}. \quad (\text{A.4})$$

In the above display and elsewhere, \mathbb{E}_0 stands for an expectation under \mathbb{P}_0 . Set

$$t_z = \sqrt{\frac{r}{2n_{\uparrow}(z)}} \log \{n_{\uparrow}(z)e\} (\log n)^{\nu/2}$$

for some appropriate $\nu > 0$. Clearly, $t_z > C \sqrt{\log n_{\uparrow}(z)/n_{\uparrow}(z)}$. Thus, combining (A.3) & (A.4),

$$\mathbb{P}_0 \left[h \left\{ \frac{A_{\uparrow}(z)}{n_{\uparrow}(z)} \right\} \leq h(p_z) + 2t_z \right] \geq 1 - \exp \{ - r(\log n)^{\nu} \}, \quad (\text{A.5})$$

where $p_z = \mathbb{E}_0 A_{\uparrow}(z)/n_{\uparrow}(z)$. From (A.1) and (A.2),

$$\begin{aligned} p_z &= \mathbb{E}_0 \frac{A_{\uparrow\uparrow}(z, z_0) + A_{\uparrow\downarrow}(z, z_0)}{n_{\uparrow\uparrow}(z, z_0) + n_{\uparrow\downarrow}(z, z_0)} = \frac{n_{\uparrow\uparrow}(z, z_0)p_0 + n_{\uparrow\downarrow}(z, z_0)q_0}{n_{\uparrow\uparrow}(z, z_0) + n_{\uparrow\downarrow}(z, z_0)} \\ &= p_0 - \frac{n_{\uparrow\downarrow}(z, z_0)(p_0 - q_0)}{n_{\uparrow\uparrow}(z, z_0) + n_{\uparrow\downarrow}(z, z_0)} = p_0 - \frac{n_{\uparrow\downarrow}(z, z_0)(p_0 - q_0)}{n_{\uparrow}(z)}. \end{aligned} \quad (\text{A.6})$$

Using similar arguments and noting that $\mathbb{E} h \{A_{\uparrow}(z_0)/n_{\uparrow}(z_0)\} = p_0$, we obtain

$$\mathbb{P}_0 \left[-h \left\{ \frac{A_{\uparrow}(z_0)}{n_{\uparrow}(z_0)} \right\} \leq -h(p_0) + 2t_0 \right] \geq 1 - \exp \{ - r(\log n)^{\nu} \}, \quad (\text{A.7})$$

where

$$t_0 = \sqrt{\frac{r}{2n_{\uparrow}(z_0)}} \log \{n_{\uparrow}(z_0)e\} (\log n)^{\nu/2}.$$

Thus, from (A.5) and (A.7), and using union bound,

$$\mathbb{P}_0 \left[T_1(z, z_0) \leq n_{\uparrow}(z)h(p_z) - n_{\uparrow}(z_0)h(p_0) + n_{\uparrow}(z)t_z + n_{\uparrow}(z_0)t_0 \right] \geq 1 - 2 \exp \{ - r(\log n)^{\nu} \}. \quad (\text{A.8})$$

Let us bound the quantity $n_{\uparrow}(z)h(p_z) - n_{\uparrow}(z_0)h(p_0) + n_{\uparrow}(z)t_z + n_{\uparrow}(z_0)t_0$ from above. First,

$$n_{\uparrow}(z)h(p_z) - n_{\uparrow}(z_0)h(p_0) = n_{\uparrow}(z)[h(p_z) - h(p_0)] + [n_{\uparrow}(z) - n_{\uparrow}(z_0)]h(p_0).$$

Since $p_z = p_0 - n_{\uparrow\downarrow}(z, z_0)(p_0 - q_0)/n_{\uparrow}(z)$ and $n_{\uparrow\downarrow}(z, z_0) \leq n_{\uparrow}(z)$ by definition, we have $p_z \in [q_0, p_0] = [1 - p_0, p_0]$, and hence $h(p_z) \leq h(p_0)$ (see Figure 2). Further, since h is bi-Lipschitz on $[1 - p_0, p_0]$, we can find a constant $C > 0$ such that $h(x) - h(p) \leq C(x - p)$ for all $x \in [1 - p_0, p_0]$. Therefore, $h(p_z) - h(p_0) \leq -Cn_{\uparrow\downarrow}(z, z_0)(p_0 - q_0)/n_{\uparrow}(z)$. Also, $n_{\uparrow}(z) - n_{\uparrow}(z_0) = n_{\uparrow\downarrow}(z, z_0) - n_{\downarrow\uparrow}(z, z_0) = \{t_1(z, z_0) - t_2(z, z_0)\}^2$ from Lemma A.1. Putting together,

$$n_{\uparrow}(z)h(p_z) - n_{\uparrow}(z_0)h(p_0) \leq -C(p_0 - q_0)n_{\uparrow\downarrow}(z, z_0) + \{t_1(z, z_0) - t_2(z, z_0)\}^2 h(p_0).$$

Next, bound $n_{\uparrow}(z)t_z + n_{\uparrow}(z_0)t_0 \leq C'(\log n)^{1+\nu/2}[\sqrt{n_{\uparrow}(z)} + \sqrt{n_{\uparrow}(z_0)}] \leq C'(\log n)^{1+\nu/2}n$, where we used that $n_{\uparrow}(z_0) = m(m-1)$, $n_{\uparrow}(z) = m(m-1) + \{t_1(z, z_0) - t_2(z, z_0)\}^2 \leq m(m-1) + m^2 < 2m^2$ and $\max[\log\{n_{\uparrow}(z)\}, \log\{n_{\uparrow}(z_0)\}] \lesssim \log n$; see Lemma A.1. Supplying the bounds in (A.8), we obtain

$$\begin{aligned} \mathbb{P}_0 \left[T_1(z, z_0) \leq -C(p_0 - q_0)n_{\uparrow\downarrow}(z, z_0) + \{t_1(z, z_0) - t_2(z, z_0)\}^2 h(p_0) + C'(\log n)^{1+\nu/2}n \right] \\ \geq 1 - 2 \exp \{ -r(\log n)^\nu \}, \end{aligned} \quad (\text{A.9})$$

for positive constants C, C' .

We next consider bounding $T_2(z, z_0)$ with large probability. The argument is similar as above and hence the details are skipped. We note at the onset that $\mathbb{E}_0 A_{\downarrow}(z_0)/n_{\downarrow}(z_0) = q_0$ and denote $\mathbb{E}_0 A_{\downarrow}(z)/n_{\downarrow}(z) = q_z$ with $q_z = q_0 + n_{\downarrow\uparrow}(z, z_0)(p_0 - q_0)/n_{\downarrow}(z)$. Then proceeding exactly as in the argument preceding (A.8), we arrive at

$$\mathbb{P}_0 \left[T_2(z, z_0) \leq n_{\downarrow}(z)h(q_z) - n_{\downarrow}(z_0)h(q_0) + n_{\downarrow}(z)s_z + n_{\downarrow}(z_0)s_0 \right] \geq 1 - 2 \exp \{ -r(\log n)^\nu \}, \quad (\text{A.10})$$

where

$$s_z = \sqrt{\frac{r}{2n_{\downarrow}(z)}} \log\{n_{\downarrow}(z)e\}(\log n)^{\nu/2}, \quad s_0 = \sqrt{\frac{r}{2n_{\downarrow}(z_0)}} \log\{n_{\downarrow}(z_0)e\}(\log n)^{\nu/2}.$$

With some more manipulations (similar as after (A.8)) and the fact $h(q_0) = h(1 - p_0) = h(p_0)$, we arrive at

$$\begin{aligned} \mathbb{P}_0 \left[T_2(z, z_0) \leq -C(p_0 - q_0)n_{\downarrow\uparrow}(z, z_0) - \{t_1(z, z_0) - t_2(z, z_0)\}^2 h(p_0) + C'(\log n)^{1+\nu/2}n \right] \\ \geq 1 - 2 \exp \{ -r(\log n)^\nu \}. \end{aligned} \quad (\text{A.11})$$

From (A.9) and (A.11), once again use the union bound along with the fact from Lemma A.1 that $n_{\uparrow\downarrow}(z, z_0) + n_{\downarrow\uparrow}(z, z_0) = r(n - r)$ to obtain

$$\mathbb{P}_0 \left[\Delta(z, z_0) < -Cr(n - r) + C'(\log n)^{1+\nu/2}n \right] \geq 1 - 4 \exp \{ -r(\log n)^\nu \}. \quad (\text{A.12})$$

Proof of Lemma 4.4

Recall the quantities from (A.1) and (A.2). Since z is fixed here, we drop the dependence on z (and z_0) for notational brevity and write $A_{\uparrow\uparrow}$ instead of $A_{\uparrow\uparrow}(z, z_0)$ etc. Recall from (A.1) and (A.2) that $A_{\uparrow\uparrow}, A_{\uparrow\downarrow}, A_{\downarrow\uparrow}$ and $A_{\downarrow\downarrow}$ are independent Binomial random variables. Define the set \mathcal{B}_z^r for $1 \leq r \leq (\log n)^\beta$ as

$$\mathcal{B}_z^r = \left\{ \left| \frac{A_{\uparrow\uparrow}}{n_{\uparrow\uparrow}} - p_0 \right| < p_0 \sqrt{\frac{h_n}{n_{\uparrow\uparrow}}}, \left| \frac{A_{\uparrow\downarrow}}{n_{\uparrow\downarrow}} - q_0 \right| < q_0 \sqrt{\frac{h_n}{n_{\uparrow\downarrow}}}, \left| \frac{A_{\downarrow\uparrow}}{n_{\downarrow\uparrow}} - p_0 \right| < p_0 \sqrt{\frac{h_n}{n_{\downarrow\uparrow}}}, \left| \frac{A_{\downarrow\downarrow}}{n_{\downarrow\downarrow}} - q_0 \right| < q_0 \sqrt{\frac{h_n}{n_{\downarrow\downarrow}}} \right\},$$

where $h_n = (\log n)^\eta$ for some $\eta > 1$. Using Binomial concentration (see (A.15) in Appendix C), it follows immediately that $\mathbb{P}_0(\mathcal{B}_z^r) \geq 1 - \exp \{ -C(\log n)^\eta \}$. It thus remains to bound $\Delta(z, z_0)$ on \mathcal{B}_z^r . As in the proof of Lemma 4.3, we detail the steps for $T_1(z, z_0)$ and the steps for $T_2(z, z_0)$ follow similarly. Write

$$T_1(z, z_0) = n_{\uparrow}(z) \left[h \left\{ \frac{A_{\uparrow}(z)}{n_{\uparrow}(z)} \right\} - h \left\{ \frac{A_{\uparrow}(z_0)}{n_{\uparrow}(z_0)} \right\} \right] + [n_{\uparrow}(z) - n_{\uparrow}(z_0)] h \left\{ \frac{A_{\uparrow}(z_0)}{n_{\uparrow}(z_0)} \right\}.$$

The following fact is used multiple times in the sequel. It is straightforward to see from Lemma A.1 that when $r < (\log n)^\beta$, $n_{\uparrow\uparrow} > Cn^2$ and $\max\{n_{\uparrow\downarrow}, n_{\downarrow\uparrow}\} \leq C(\log n)^\beta n$. On the set \mathcal{B}_z^r , $A_{\uparrow}(z_0)/n_{\uparrow}(z_0) \in (1 \pm o(1))p_0$ and $A_{\uparrow}(z)/n_{\uparrow}(z) \in (1 \pm o(1))p_z$, where recall $p_z = \mathbb{E}_0 A_{\uparrow}(z_0)/n_{\uparrow}(z_0) = p_0 - (p_0 - q_0)n_{\uparrow\downarrow}/n_{\uparrow}(z)$. Since $n_{\uparrow\downarrow}/n_{\uparrow}(z) = n_{\uparrow\downarrow}/(n_{\uparrow\uparrow} + n_{\uparrow\downarrow}) = o(1)$, and $p_0 > 1/2$ by assumption, we conclude that $p_z > 1/2$ for n large. Thus, on \mathcal{B}_z^r , $A_{\uparrow}(z)/n_{\uparrow}(z)$ and $A_{\uparrow}(z_0)/n_{\uparrow}(z_0)$ lie inside $[1/2, (1 + o(1))p_0]$ for n large enough. Further,

$$\begin{aligned} \frac{A_{\uparrow}(z_0)}{n_{\uparrow}(z_0)} &= \frac{A_{\uparrow\uparrow}}{n_{\uparrow\uparrow}} \frac{n_{\uparrow\uparrow}}{n_{\uparrow\uparrow} + n_{\uparrow\downarrow}} + \frac{A_{\uparrow\downarrow}}{n_{\uparrow\downarrow}} \frac{n_{\uparrow\downarrow}}{n_{\uparrow\uparrow} + n_{\uparrow\downarrow}} \\ &\geq \frac{A_{\uparrow\uparrow}}{n_{\uparrow\uparrow}} \frac{n_{\uparrow\uparrow}}{n_{\uparrow\uparrow} + n_{\uparrow\downarrow}} + p_0 \left(1 - \sqrt{\frac{h_n}{n_{\uparrow\downarrow}}} \right) \frac{n_{\uparrow\downarrow}}{n_{\uparrow\uparrow} + n_{\uparrow\downarrow}} := p_0^*, \end{aligned}$$

on \mathcal{B}_z^r . Also,

$$\begin{aligned}\frac{A_\uparrow(z)}{n_\uparrow(z)} &= \frac{A_{\uparrow\uparrow}}{n_{\uparrow\uparrow}} \frac{n_{\uparrow\uparrow}}{n_{\uparrow\uparrow} + n_{\uparrow\downarrow}} + \frac{A_{\uparrow\downarrow}}{n_{\uparrow\downarrow}} \frac{n_{\uparrow\downarrow}}{n_{\uparrow\uparrow} + n_{\uparrow\downarrow}} \\ &\leq \frac{A_{\uparrow\uparrow}}{n_{\uparrow\uparrow}} \frac{n_{\uparrow\uparrow}}{n_{\uparrow\uparrow} + n_{\uparrow\downarrow}} + q_0 \left(1 + \sqrt{\frac{h_n}{n_{\uparrow\downarrow}}}\right) \frac{n_{\uparrow\downarrow}}{n_{\uparrow\uparrow} + n_{\uparrow\downarrow}} := p_z^*,\end{aligned}$$

where we used from Lemma A.1 that $n_{\uparrow\downarrow} > n_{\downarrow\uparrow}$. Clearly, $p_z^* < p_0^*$ and both lie in $[1/2, (1 + o(1))p_0]$. Using this and the fact that h is increasing and bi-Lipschitz on $[1/2, 1]$, we obtain

$$h\left\{\frac{A_\uparrow(z)}{n_\uparrow(z)}\right\} - h\left\{\frac{A_\uparrow(z_0)}{n_\uparrow(z_0)}\right\} \leq h(p_z^*) - h(p_0^*) \leq C(p_z^* - p_0^*).$$

After some algebra,

$$(p_z^* - p_0^*) = -(p_0 - q_0) \frac{n_{\downarrow\uparrow}}{n_\uparrow(z_0)} + q_0 \frac{n_{\uparrow\downarrow} - n_{\downarrow\uparrow}}{n_\uparrow(z) n_\uparrow(z_0)} + \sqrt{h_n} \left[\frac{\sqrt{n_{\uparrow\downarrow}}}{n_\uparrow(z)} + \frac{\sqrt{n_{\downarrow\uparrow}}}{n_\uparrow(z_0)} \right].$$

From Lemma A.1, $n_\uparrow(z) - n_\uparrow(z_0) = n_{\uparrow\downarrow} - n_{\downarrow\uparrow} = [t_1(z, z_0) - t_2(z, z_0)]^2 < r^2 < (\log n)^{2\beta}$, which also implies that $1 < n_\uparrow(z)/n_\uparrow(z_0) < 1 + (\log n)^{2\beta}/\{m(m-1)\} < 2$. Putting all the bounds together, we obtain

$$T_1(z, z_0) \leq -(p_0 - q_0)n_{\downarrow\uparrow} + C\sqrt{n}(\log n)^\eta. \quad (\text{A.13})$$

Proceeding similarly, we obtain

$$T_2(z, z_0) \leq -(p_0 - q_0)n_{\uparrow\downarrow} + C\sqrt{n}(\log n)^\eta. \quad (\text{A.14})$$

Combining the previous two displays and the fact from Lemma 4.1 that $\Pi_\ell(z, z_0) \leq Cr < C(\log n)^\beta$, we have

$$\Delta(z, z_0) \leq -Cr(n - r) + C'\sqrt{n}(\log n)^\eta$$

on \mathcal{B}_z^r as desired.

C. AUXILIARY RESULTS

In this Section, we state some useful probability bounds for sake of completeness and prove some results that are utilized in Appendix A.

We first cite a concentration result for sums of independent Bernoulli variables [8].

Bernoulli concentration. Let X_1, \dots, X_N be independent random variables with $X_i \sim \text{Bernoulli}(p_i)$ for $i = 1, \dots, N$. Let $\bar{X} = N^{-1} \sum_{i=1}^N X_i$ and $\bar{p} = N^{-1} \sum_{i=1}^N p_i$. Then, for any $t > 0$, $\mathbb{P}(\bar{X} - \bar{p} > t) \leq e^{-N\bar{p}t^2/3}$ & $\mathbb{P}(\bar{X} - \bar{p} < -t) \leq e^{-N\bar{p}t^2/2}$. The above inequalities imply

$$\mathbb{P}(|\bar{X} - \bar{p}| > t) \leq 2e^{-N\bar{p}t^2/3}. \quad (\text{A.15})$$

We next state a version of the bounded difference inequality [8].

Bounded difference inequality. Suppose that $X_1, \dots, X_N \in \mathcal{X}$ are independent, and $f : \mathcal{X}^N \rightarrow \mathbb{R}$. Let c_1, \dots, c_N satisfy

$$\sup_{x_1, \dots, x_N, x'_i} |f(x_1, \dots, x_{i-1}, x_i, x_{i+1}, \dots, x_N) - f(x_1, \dots, x_{i-1}, x'_i, x_{i+1}, \dots, x_N)| \leq c_i$$

for $i = 1, \dots, N$. Then, for any $t > 0$,

$$\mathbb{P}[f - \mathbb{E}f \geq t] \leq \exp\left(-\frac{2t^2}{\sum_{i=1}^N c_i^2}\right).$$

Lemma C.1. Let X_1, \dots, X_N be independent random variables with $X_i \sim \text{Bernoulli}(p_i)$. Recall $h(x) = x \log x + (1-x) \log(1-x)$ on $[0, 1]$. Then, for any $t > 0$,

$$\mathbb{P}\{|h(\bar{X}) - \mathbb{E}h(\bar{X})| > t\} \leq 2 \exp\left\{-\frac{2Nt^2}{\{\log(Ne)\}^2}\right\}.$$

Proof. The proof uses the bounded difference inequality. Let $\mathcal{X} = \{0, 1\}$ and define $g : \mathcal{X}^N \rightarrow \mathbb{R}$ as $g(x_1, \dots, x_N) = h\{(x_1 + \dots + x_N)/N\}$. For any $1 \leq i \leq N$, let $x_{[-i]} = (x_j : j \neq i) \in \mathcal{X}^{N-1}$. We shall use $g(x_i, x_{[-i]})$ as a shorthand to denote $g(x_1, \dots, x_{i-1}, x_i, x_{i+1}, \dots, x_N)$. Now,

$$|g(x_i, x_{[-i]}) - g(x'_i, x_{[-i]})| = \left| h\left(\frac{\sum_{j \neq i} x_j}{N} + \frac{x_i}{N}\right) - h\left(\frac{\sum_{j \neq i} x_j}{N} + \frac{x'_i}{N}\right) \right|.$$

Since $h'(x) = \log\{x/(1-x)\}$, h changes most rapidly near 0 and 1. This implies that for small $\delta > 0$ and $x, y \in (0, 1)$,

$$\sup_{|x-y| \leq \delta} |h(x) - h(y)| = \max\{|h(\delta) - h(0)|, |h(1) - h(1-\delta)|\} = |h(\delta)|,$$

since $h(\delta) = h(1 - \delta)$ and $h(0) = h(1) = 0$. Therefore,

$$\begin{aligned}
& \sup_{x_{[-i]}, x_i, x'_i} |g(x_i, x_{[-i]}) - g(x'_i, x_{[-i]})| \\
&= |h(1/N)| \\
&= \frac{\log N}{N} + (1 - 1/N) \log \left\{ 1 + \frac{1}{N-1} \right\} \\
&\leq \frac{\log N + 1}{N},
\end{aligned}$$

where the final step uses $\log(1+x) \leq x$ for $x > 0$. The conclusion now follows from the bounded difference inequality with $c_i = \log(Ne)/N$ for all i . \square

Lemma C.2. *Let X_1, \dots, X_N be independent random variables with $X_i \sim \text{Bernoulli}(p_i)$ and $p_i \in (u, 1-u)$ for all $i = 1, \dots, N$, where $u \in (0, 1)$ is a constant. Let $\bar{X} = N^{-1} \sum_{i=1}^N X_i$ and $\bar{p} = N^{-1} \sum_{i=1}^N p_i$. Then,*

$$|\mathbb{E}h(\bar{X}) - h(\bar{p})| \leq C\sqrt{\log N/N}.$$

for some global constant C .

Proof. Fix $\delta > 0$ such that $(\bar{p} - \delta, \bar{p} + \delta) \subset (0, 1)$. We have

$$\begin{aligned}
|\mathbb{E}h(\bar{X}) - h(\bar{p})| &\leq |\mathbb{E}[\{h(\bar{X}) - h(\bar{p})\} \mathbb{1}_{|\bar{X} - \bar{p}| \leq \delta}]| + |\mathbb{E}[\{h(\bar{X}) - h(\bar{p})\} \mathbb{1}_{|\bar{X} - \bar{p}| > \delta}]| \\
&\leq \mathbb{E}|\{h(\bar{X}) - h(\bar{p})\} \mathbb{1}_{|\bar{X} - \bar{p}| \leq \delta}| + \mathbb{E}|\{h(\bar{X}) - h(\bar{p})\} \mathbb{1}_{|\bar{X} - \bar{p}| > \delta}|.
\end{aligned}$$

To bound the first term in the last line of the above display, note that h is 1-Lipschitz on any interval bounded away from 0 and 1 and hence there exists a constant $L(\delta) > 0$ such that $|h(x) - h(\bar{p})| < L(\delta)|x - \bar{p}|$ for all $x \in (\bar{p} - \delta, \bar{p} + \delta)$. This implies $\mathbb{E}|\{h(\bar{X}) - h(\bar{p})\} \mathbb{1}_{|\bar{X} - \bar{p}| \leq \delta}| \leq L(\delta)\delta$. Next, using the fact that $|h(x)| \leq \log 2$ for all $x \in (0, 1)$, bound

$$\mathbb{E}|\{h(\bar{X}) - h(\bar{p})\} \mathbb{1}_{|\bar{X} - \bar{p}| > \delta}| \leq 2 \log 2 \mathbb{P}(|\bar{X} - \bar{p}| > \delta) \leq 4 \log 2 e^{-N\bar{p}\delta^2/3}.$$

Putting together,

$$|\mathbb{E}h(\bar{X}) - h(\bar{p})| \leq L(\delta)\delta + 4 \log 2 e^{-N\bar{p}\delta^2/3}.$$

Choose $\delta = \sqrt{3 \log N / (N\bar{p})}$ so that $e^{-N\bar{p}\delta^2/3} = 1/N$. For N large enough, $L(\delta) = O(1)$ and hence the overall bound is $C\sqrt{\log N/N}$. \square

REFERENCES

- [1] E. M. Airoldi, D. M. Blei, S. E. Fienberg, and E. P. Xing. Mixed membership stochastic blockmodels. In *Advances in Neural Information Processing Systems*, pages 33–40, 2009.
- [2] D. J. Aldous. *Exchangeability and related topics*. Springer, 1985.
- [3] A. A. Amini, A. Chen, P. J. Bickel, and E. Levina. Pseudo-likelihood methods for community detection in large sparse networks. *The Annals of Statistics*, 41(4):2097–2122, 2013.
- [4] P.J. Bickel and A. Chen. A nonparametric view of network models and Newman–Girvan and other modularities. *Proceedings of the National Academy of Sciences*, 106(50):21068–21073, 2009.
- [5] David Blackwell and James B MacQueen. Ferguson distributions via pólya urn schemes. *The annals of statistics*, pages 353–355, 1973.
- [6] V.D. Blondel, J.L. Guillaume, R. Lambiotte, and E. Lefebvre. Fast unfolding of communities in large networks. *Journal of Statistical Mechanics: Theory and Experiment*, 2008(10), 2008.
- [7] Vincent D Blondel, Jean-Loup Guillaume, Renaud Lambiotte, and Etienne Lefebvre. Fast unfolding of communities in large networks. *Journal of statistical mechanics: theory and experiment*, 2008(10):P10008, 2008.
- [8] Stéphane Boucheron, Gábor Lugosi, and Pascal Massart. *Concentration inequalities: A nonasymptotic theory of independence*. OUP Oxford, 2013.
- [9] David B Dahl et al. Modal clustering in a class of product partition models. *Bayesian Analysis*, 4(2):243–264, 2009.
- [10] J. J. Daudin, F. Picard, and S. Robin. A mixture model for random graphs. *Statistics and computing*, 18(2):173–183, 2008.

- [11] Chao Gao, Zongming Ma, Anderson Y Zhang, and Harrison H Zhou. Achieving optimal misclassification proportion in stochastic block model. *arXiv preprint arXiv:1505.03772*, 2015.
- [12] A. Goldenberg, A.X. Zheng, S.E. Fienberg, and E.M. Airolidi. A survey of statistical network models. *Foundations and Trends® in Machine Learning*, 2(2):129–233, 2010.
- [13] Jacob Goldenberg, Barak Libai, and Eitan Muller. Talk of the network: A complex systems look at the underlying process of word-of-mouth. *Marketing letters*, 12(3):211–223, 2001.
- [14] Peter J Green. Reversible jump markov chain monte carlo computation and bayesian model determination. *Biometrika*, 82(4):711–732, 1995.
- [15] P. W. Holland, K. B. Laskey, and S. Leinhardt. Stochastic blockmodels: First steps. *Social networks*, 5(2):109–137, 1983.
- [16] Valen E Johnson and David Rossell. Bayesian model selection in high-dimensional settings. *Journal of the American Statistical Association*, 107(498):649–660, 2012.
- [17] B. Karrer and M. E. J. Newman. Stochastic blockmodels and community structure in networks. *Physical Review E*, 83(1):016107, 2011.
- [18] Willem Kruijer, Judith Rousseau, Aad Van Der Vaart, et al. Adaptive bayesian density estimation with location-scale mixtures. *Electronic Journal of Statistics*, 4:1225–1257, 2010.
- [19] P. Latouche, E. Birmele, and C. Ambroise. Variational bayesian inference and complexity control for stochastic block models. *Statistical Modelling*, 12(1):93–115, 2012.
- [20] Can M Le and Elizaveta Levina. Estimating the number of communities in networks by spectral methods. *arXiv preprint arXiv:1507.00827*, 2015.
- [21] D. Lusseau and M.E. Newman. Identifying the role that animals play in their social networks. *Proceedings of the Royal Society of London B: Biological Sciences*, 271(Suppl 6):S477–S481, 2004.

- [22] D. Lusseau, K. Schneider, O.J. Boisseau, P. Haase, E. Slooten, and S.M. Dawson. The bottlenose dolphin community of doubtful sound features a large proportion of long-lasting associations. *Behavioral Ecology and Sociobiology*, 54(4):396–405, 2003.
- [23] A.F. McDaid, T. B. Murphy, N. Friel, and N.J. Hurley. Improved bayesian inference for the stochastic block model with application to large networks. *Computational Statistics & Data Analysis*, 60:12–31, 2013.
- [24] J. W. Miller and M. T. Harrison. Mixture models with a prior on the number of components. *arXiv preprint arXiv:1502.06241*, 2015.
- [25] Radford M. Neal. Markov chain sampling methods for dirichlet process mixture models. *Journal of Computational and Graphical Statistics*, 9(2):249–265, 2000.
- [26] M. E. J. Newman. Communities, modules and large-scale structure in networks. *Nature Physics*, 8(1):25–31, 2012.
- [27] Mark EJ Newman. Detecting community structure in networks. *The European Physical Journal B-Condensed Matter and Complex Systems*, 38(2):321–330, 2004.
- [28] Mark EJ Newman. Finding community structure in networks using the eigenvectors of matrices. *Physical review E*, 74(3):036104, 2006.
- [29] Mark EJ Newman and Michelle Girvan. Finding and evaluating community structure in networks. *Physical review E*, 69(2):026113, 2004.
- [30] M.E.J. Newman. Finding community structure in networks using the eigenvectors of matrices. *Physical Review E*, 74(3), 2006.
- [31] Agostino Nobile and Alastair T Fearnside. Bayesian finite mixtures with an unknown number of components: The allocation sampler. *Statistics and Computing*, 17(2):147–162, 2007.
- [32] K. Nowicki and T. A. B. Snijders. Estimation and prediction for stochastic blockstructures. *Journal of the American Statistical Association*, 96(455):1077–1087, 2001.

- [33] Tiago P Peixoto. Efficient monte carlo and greedy heuristic for the inference of stochastic block models. *Physical Review E*, 89(1):012804, 2014.
- [34] Tiago P Peixoto. Model selection and hypothesis testing for large-scale network models with overlapping groups. *Physical Review X*, 5(1):011033, 2015.
- [35] Jim Pitman. Exchangeable and partially exchangeable random partitions. *Probability theory and related fields*, 102(2):145–158, 1995.
- [36] William M Rand. Objective criteria for the evaluation of clustering methods. *Journal of the American Statistical association*, 66(336):846–850, 1971.
- [37] Karl Rohe, Sourav Chatterjee, and Bin Yu. Spectral clustering and the high-dimensional stochastic blockmodel. *The Annals of Statistics*, pages 1878–1915, 2011.
- [38] Judith Rousseau and Kerrie Mengersen. Asymptotic behaviour of the posterior distribution in overfitted mixture models. *Journal of the Royal Statistical Society: Series B (Statistical Methodology)*, 73(5):689–710, 2011.
- [39] Diego Franco Saldana, Yi Yu, and Yang Feng. How many communities are there? *Journal of Computational and Graphical Statistics*, (just-accepted), 2015.
- [40] J. Sethuraman. A constructive definition of Dirichlet priors. *Statistica Sinica*, 4(2):639–650, 1994.
- [41] Jianbo Shi and Jitendra Malik. Normalized cuts and image segmentation. *Pattern Analysis and Machine Intelligence, IEEE Transactions on*, 22(8):888–905, 2000.
- [42] T. A. B. Snijders and K. Nowicki. Estimation and prediction for stochastic blockmodels for graphs with latent block structure. *Journal of classification*, 14(1):75–100, 1997.
- [43] Y. X. Wang and P. J. Bickel. Likelihood-based model selection for stochastic block models. *arXiv preprint arXiv:1502.02069*, 2015.

- [44] Scott White and Padhraic Smyth. A spectral clustering approach to finding communities in graph. In *SDM*, volume 5, pages 76–84. SIAM, 2005.
- [45] Wayne W Zachary. An information flow model for conflict and fission in small groups. *Journal of anthropological research*, pages 452–473, 1977.
- [46] Hugo Zanghi, Christophe Ambroise, and Vincent Miele. Fast online graph clustering via erdős-rényi mixture. *Pattern Recognition*, 41(12):3592–3599, 2008.
- [47] Anderson Y Zhang and Harrison H Zhou. Minimax rates of community detection in stochastic block models. *arXiv preprint arXiv:1507.05313*, 2015.
- [48] Shihua Zhang, Rui-Sheng Wang, and Xiang-Sun Zhang. Identification of overlapping community structure in complex networks using fuzzy c-means clustering. *Physica A: Statistical Mechanics and its Applications*, 374(1):483–490, 2007.
- [49] Y. Zhao, E. Levina, and J Zhu. Community extraction for social networks. *Proceedings of the National Academy of Sciences*, 108(18):7321–7326, 2011.
- [50] Y. Zhao, E. Levina, and J. Zhu. Consistency of community detection in networks under degree-corrected stochastic block models. *The Annals of Statistics*, 40(4):2266–2292, 2012.