

Linear and Energy Dissipative Scheme for Two-Phase-Flows of Quasi-Incompressible Navier-Stokes Cahn-Hilliard Models

G. Şimşek^{a,*}, K.G. van der Zee^b, M. Shokrpour Roudbari^a, E.H. van Brummelen^a

^a*Eindhoven University of Technology, Multiscale Engineering Fluid Dynamics, 5600 MB, Eindhoven, Netherlands*

^b*School of Mathematical Sciences, The University of Nottingham, University Park, Nottingham, NG7 2RD, United Kingdom*

Abstract

We derive a new form of a thermodynamically consistent quasi-incompressible diffuse-interface Navier–Stokes Cahn–Hilliard model for a two-phase-flow of incompressible fluids with different densities. The derivation is based on mixture theory by invoking the second law of thermodynamics and Coleman–Noll procedure. In addition, we develop a linear and unconditionally energy stable time-integration scheme for the derived model. Such a scheme is nontrivial, because it has to suitably deal with all nonlinear terms in the model. Our proposed scheme is the first linear method satisfying a discrete energy law for quasi-incompressible two-phase flows. The scheme also preserves mass. Numerical experiments verify the suitability of the scheme for high density ratios and for large time step sizes by considering the coalescence and break-up dynamics of droplets including pinching due to gravity.

Keywords: Mixture theory; Navier–Stokes Cahn–Hilliard; thermodynamically consistent; quasi-incompressible; two-phase-flow; diffuse-interface; energy-stable

*Corresponding author

Email address: g.simsek@tue.nl (G. Şimşek)

1. Introduction

Diffuse-interface (phase-field) models have emerged as a reliable and versatile alternative to sharp-interface methods for multi-phase flows. The main idea of diffuse-interface models is to replace the sharp interface by a thin, but finite transition region where a partial mixing of macroscopically immiscible fluids is allowed and to define a conserved and continuous order parameter (or phase variable) using mass or volume concentration. This leads to the main advantage of diffuse-interface models which is the natural capability of capturing topological changes e.g., break-up and coalescence. Another fundamental feature of diffuse-interface models is their rigorous thermodynamic basis. Most of the models satisfy a nonlinear stability relationship such as dissipation of a non-convex free-energy functional, which endows these models with a strong mathematical foundation. Over the years, diffuse interface models have been analyzed theoretically [12, 13] and have been used widely in many applications [5, 8, 30, 34, 38]. Reviews of phase-field models in the context of fluid mechanics are presented in [4, 19, 28].

In this work, we describe a new derivation of a Navier–Stokes equation coupled with a convective Cahn–Hilliard equation, which is a diffuse interface fluid flow model for two incompressible, viscous Newtonian fluids. The Cahn–Hilliard equation is a fundamental continuum model for phase separation individually, which was first introduced in [9]. Since it is a fourth order nonlinear parabolic PDE, it is challenging to solve it numerically. Coupling it with the Navier–Stokes equation increases the mathematical complexity of the model and that makes it difficult to design provably stable numerical schemes. For that reason, we will also introduce a linear and stable time-integration scheme for the derived model. The scheme preserves the structural properties of the model such as mass conservation and energy dissipation at the semi-discrete level, independent of time step size.

To explain the idea behind our derivation, we give a short overview of the existing Navier–Stokes Cahn–Hilliard (NSCH) models. The initial ideas behind

NSCH-type models for immiscible binary fluids go back to classical works of van der Waals [39] and Korteweg [31], but one of the first appearances of the coupled NSCH model, called ‘Model H’, can be found in the review by Hohenberg and Halperin [26]. It assumes a solenoidal mixture velocity field ($\text{div}\mathbf{v} = 0$) and the coupling takes place via a convective term in the Cahn–Hilliard equation and an additional stress tensor in the Navier–Stokes equation. Importantly, the model assumes that the individual densities and the mixture density are constant. However, that assumption makes Model H inapplicable for the large variety of problems with non-matching component densities. A derivation of Model H in the rational continuum mechanics framework was presented by Gurtin *et al.* [24], who also established compatibility with the second law of thermodynamics. For non-matching component densities, Guermond and Quartapelle [20] assumed a variable mixture density ρ for fluid flows, but not in the framework of multiple phases. Then, alternative variations to Model H were developed in [7, 11, 36] using the idea of Guermond and Quartapelle. Nevertheless, the energy-dissipation relation does not hold for these models, i.e. the variations of Model H are thermodynamically inconsistent.

Lowengrub and Truskinovsky [32] and Abels *et al.* [2] extended Model H to a thermodynamically consistent model for non-matching densities using two different modelling assumptions on the velocity field (mass averaged or volume averaged velocity) and on the phase-field variable (mass concentration or volume fraction). Although the models by Lowengrub and Truskinovsky [32] and Abels *et al.* [2] are developed to represent the same type of flow dynamics, the resulting equations have significant differences due to the underlying modeling choices. More explicitly, by adopting a mass-averaged velocity, the model by Lowengrub and Truskinovsky leads to a (generally) non-solenoidal velocity field ($\text{div}\mathbf{v} \neq 0$) and additional nonlinear terms compared to Model H, whereas the model of Abels *et al.* leads to a solenoidal (divergence-free) velocity field and a modified mass conservation equation on account of a volume-averaged mixture velocity modeling assumption. Noteworthy is also the recent work by Aki *et al.* [3], deriving a Navier–Stokes–Korteweg/Cahn–Hilliard/Allen–Cahn model using a

volume fraction phase variable and mass averaged velocity. This model has nonsolenoidal velocity and an additional Korteweg stress tensor which does not exist in the other models.

The first objective of this paper is to derive the following new NSCH model:

$$\begin{aligned}
\dot{\phi} + \phi \nabla \cdot \mathbf{v} &= \nabla \cdot (m(\phi) \nabla \mu) \\
\mu &= \frac{\sigma}{\epsilon} f'(\phi) - \sigma \varepsilon \Delta \phi - \frac{1}{\hat{\rho}} \frac{\partial \hat{\rho}}{\partial \phi} p \\
\rho \dot{\mathbf{v}} &= -\nabla p - \phi \nabla \mu + \frac{1}{\hat{\rho}} \frac{\partial \hat{\rho}}{\partial \phi} p \nabla \phi + \nabla \cdot \left(\eta(\phi) \left(2\mathbf{D} - \frac{2}{3} (\nabla \cdot \mathbf{v}) \mathbf{I} \right) \right) - \hat{\rho} g \hat{\mathbf{j}} \\
\nabla \cdot \mathbf{v} &= \alpha \nabla \cdot (m(\phi) \nabla \mu) \\
\dot{\rho} + \rho \nabla \cdot \mathbf{v} &= 0 \\
\hat{\rho} &= \rho_1 \frac{1 + \phi}{2} + \rho_2 \frac{1 - \phi}{2}
\end{aligned} \tag{1}$$

and to prove its thermodynamic consistency. Here, ϕ is the volume fraction as phase variable, \mathbf{v} is the mass-averaged mixture velocity, μ is chemical potential and p is pressure. Moreover, ρ_1 and ρ_2 are the component densities, σ is a constant related to the fluid-fluid surface tension, ε is the finite interface thickness, $\eta(\phi)$ is the mixture viscosity, $m(\phi)$ is the mobility coefficient and α is a constant defined in terms of ρ_1 and ρ_2 . In the model, the term $\hat{\rho} g \hat{\mathbf{j}}$ stands for gravitational force and \mathbf{D} is the symmetric velocity gradient tensor. Such a model is different than the one by Aki *et al.* as it does not have a Korteweg tensor in the momentum equation. We also introduce an alternative system to (1) throughout the same modeling assumptions (see Remark 9 below). In the system, we have two distinct but equivalent mixture densities: ρ and $\hat{\rho}$, where ρ is the usual density defined by mass conservation equation and $\hat{\rho}$ is an algebraic constitutive equation defined in terms of the species densities, ρ_1 and ρ_2 , and the volume fraction ϕ . Note that $\hat{\rho}$ appears in the system (1) in combination with the pressure p and the gravitational force g . The coupling between the Navier–Stokes and the Cahn–Hilliard part is strong, not only due to the convective term in Cahn–Hilliard and the capillary force in Navier–Stokes equations, but also because of the pressure p appearing in the chemical potential and in the momentum equation in combination with the gradient of the volume fraction ϕ .

It should be noted that in the case of matching densities, all models for variable density phase flows which are mentioned above including our model reduce to Model H. For the mathematical theory of existence of weak solutions of general NSCH equations, we refer to Abels [1].

Solving the NSCH system numerically and obtaining stable results are challenging due to the strong coupling, high order derivatives, the nonlinear terms in the model and the multiscale character of the equations in space and time. Time-integration schemes which dissipate free energy at the discrete level are referred to as energy-stable schemes. Having an unconditionally energy stable time-scheme for NSCH equations is crucial for the proper resolution of the interface, as this allows, in principle, for arbitrary time and space discretization and thus adaptivity. Adaptivity is essential to obtain efficient approximations for diffuse-interface type problems, for which error estimation ideas are presented in [37]. Existing schemes for the Cahn–Hilliard equation separately give inspiration to overcome the nonlinearity in the coupled model. They are semi-implicit (continuous in space, discrete in time) first and second order energy stable time schemes, some of which are presented in [18, 27, 40, 41]. Energy stable first and second-order accurate time schemes for NSCH equations with solenoidal velocity field are also investigated in [11, 16, 25, 29, 33, 36]. However, the mass-averaged mixture velocity assumption as in the model by Lowengrub *et al.* gives rise to another challenge, viz. a non-solenoidal velocity field and an additional pressure term in the chemical potential. A corresponding *nonlinear* time-integration scheme has been presented in [21].

The second objective of this work is to propose a simple *linear* energy-stable time-integration scheme for model (1). The proposed scheme is energy-stable, independent of the time step size, as long as the mixture density remains positive. Moreover, under standard assumptions on the boundary conditions, the scheme is mass conservative. By virtue of the fact that our method exhibits these favorable properties independent of the ratio of the component densities, it provides a robust model for many applications concerned with binary fluid flows with non-matched densities including adaptive strategies. To our

knowledge, this is the first work with a linear energy stable time scheme for quasi-incompressible NSCH equations. In contrast to existing time-integration schemes, we make use of both ρ and $\hat{\rho}$ in the discretization. This approach contributes significantly to the energy stability of the scheme, especially for numerical computations with high density ratios.

The rest of the paper is structured as follows: In Section 2, we derive the new thermodynamically consistent quasi-incompressible model for two-phase flows and a variant thereof. Section 3 presents a weak form of the system and a time-discrete scheme including proofs of continuous and discrete energy dissipation. In Section 4, we exhibit the properties of our fully-discrete scheme based on numerical computations using standard finite elements as a spatial discretization. Section 5 presents concluding remarks.

2. Derivation of the Quasi-Incompressible NSCH Model

In this section, we present a new quasi-incompressible diffuse-interface NSCH model with gravity. The model is inspired by [3]. We derive the model for an isothermal mixture with a thin interfacial region between two immiscible and incompressible fluids. The derivation is based on the theory of mixtures [6], which assumes that the mass, momentum and energy are conserved at the constituent level as well as within the mixture. The model is derived via application of the Coleman-Noll procedure [10] to the energy dissipation inequality, which enforces the second law of thermodynamics and endows the model with thermodynamic consistency.

2.1. Continuum theory of mixtures

To provide a setting for our model, we consider an open bounded domain $\Omega \subset \mathbb{R}^d$ ($d = 2, 3$) and label the fluids of the binary mixture by $k = 1, 2$. Let the *volume fraction*¹ be $\phi_k = V_k/V$, where V_k is the volume of the k th component

¹The volume fraction and mass concentration are defined by division of volume and mass of the fluids and the mixture. However, their actual definitions are the limit of the volume and

and V is the total volume of the mixture. Similarly, the *mass concentration* can be defined as $c_k = M_k/M$ with the mass of the k th component, M_k , and the total mass of the mixture, M . Particularly, since $M = \sum_k M_k$ and $V = \sum_k V_k$, we have $\sum_k c_k = \sum_k \phi_k = 1$.

Each component of the fluid is assumed to be incompressible, so we describe a *constant* specific density $\rho_k = M_k/V_k$ for $k = 1, 2$. Similarly, *partial* mass densities can be defined as $\tilde{\rho}_k = M_k/V$, which are *non-constant* and their sum is the total mass density of the mixture, $\rho = \sum_k \tilde{\rho}_k$. Note that the three densities are related by

$$\tilde{\rho}_k = \rho_k \phi_k = \rho c_k. \quad (2)$$

Unlike the individual components, the mixture is not assumed to be incompressible. We assume the mixture density to be a function of an order parameter ϕ such that $\rho \equiv \hat{\rho}(\phi)$, where ϕ is related to the volume fractions according to $\phi := \phi_1 - \phi_2$. It is to be noted that the total density can generally be chosen as a function of various combinations of volume or mass fractions, some of which are mentioned in [2]. We define the order parameter ϕ based on the volumes V_1, V_2 and V by $V_1/V = (1 + \phi)/2$ and $V_2/V = (1 - \phi)/2$, which leads to the relations $\tilde{\rho}_1 = \rho_1(1 + \phi)/2$ and $\tilde{\rho}_2 = \rho_2(1 - \phi)/2$, for $\phi \in [-1, 1]$. This implies the following algebraic equation for the mixture density:

$$\tilde{\rho}_1 + \tilde{\rho}_2 = \rho_1 \frac{1 + \phi}{2} + \rho_2 \frac{1 - \phi}{2} =: \hat{\rho}(\phi). \quad (3)$$

Note that $\hat{\rho}(\phi)$ coincides with the mixture density ρ , where both represent the non-constant mixture density. Although ρ and $\hat{\rho} := \hat{\rho}(\phi)$ coincide, they serve separate roles in the formulation and, accordingly, can not be used interchangeably. We introduce the mixture velocity \mathbf{v} as the *mass averaged/barycentric* velocity:

$$\mathbf{v} = \frac{1}{\rho} \sum_k \tilde{\rho}_k \mathbf{v}_k, \quad (4)$$

where \mathbf{v}_k denotes the velocity of component k .

the mass of species per unit volume and mass, i.e. $\phi_k = \lim_{V \rightarrow 0} \frac{V_k}{V}$ and $c_k = \lim_{V \rightarrow 0} \frac{M_k}{M}$, respectively. Here, we drop the limit notation for simplicity.

2.2. Balance Equations

Balance of mass for the individual constituents $k = 1, 2$ can be written as

$$\partial_t \tilde{\rho}_k + \nabla \cdot (\tilde{\rho}_k \mathbf{v}_k) = 0, \quad (5)$$

where we assume no mass production of or conversion between the constituents, which is reflected in the zero right hand side.

We replace $\tilde{\rho}_1$ and $\tilde{\rho}_2$ by $\rho_1(1 + \phi)/2$ and $\rho_2(1 - \phi)/2$ in (5), respectively, use the definition of diffusion velocity according to $\mathbf{w}_k = \mathbf{v}_k - \mathbf{v}$ and relation (2) to obtain

$$\partial_t \left(\frac{\rho_1}{2} (1 + \phi) \right) + \nabla \cdot \left(\frac{\rho_1}{2} (1 + \phi) \mathbf{v} \right) + \nabla \cdot (\tilde{\rho}_1 \mathbf{w}_1) = 0 \quad (6)$$

$$\partial_t \left(\frac{\rho_2}{2} (1 - \phi) \right) + \nabla \cdot \left(\frac{\rho_2}{2} (1 - \phi) \mathbf{v} \right) + \nabla \cdot (\tilde{\rho}_2 \mathbf{w}_2) = 0 \quad (7)$$

Multiplying (6) and (7) by $1/\rho_1$ and $1/\rho_2$, respectively, and subtracting the resulting equations gives the phase equation:

$$\dot{\phi} + \phi \nabla \cdot \mathbf{v} + \nabla \cdot \mathbf{h} = 0 \quad (8)$$

where $\mathbf{h} = \phi_1 \mathbf{w}_1 - \phi_2 \mathbf{w}_2$ is the mass flux due to diffusive changes in the phase variable ϕ and \dot{x} is the material derivative $\dot{x} = \partial_t x + \mathbf{v} \cdot \nabla x$ for any field variable x .

Similarly, summing the equations in (6)-(7) and using the identity $\rho_1 \phi_1 \mathbf{w}_1 + \rho_2 \phi_2 \mathbf{w}_2 = 0$, which can be inferred from (4), we obtain the following quasi-incompressibility relation for the mixture velocity \mathbf{v} :

$$\nabla \cdot \mathbf{v} + \alpha \nabla \cdot \mathbf{h} = 0, \quad (9)$$

where

$$\alpha = \frac{\rho_2 - \rho_1}{\rho_2 + \rho_1} \quad (10)$$

is a constant. Note that, combining (8) and (9) we obtain the following relation between the phase variable and the mixture velocity:

$$\nabla \cdot \mathbf{v} = \frac{\alpha}{1 - \alpha \phi} \dot{\phi}. \quad (11)$$

Remark 1. *If the specific densities are equal, that is, $\rho_1 = \rho_2$, then (9) reduces to $\nabla \cdot \mathbf{v} = 0$. The barycentric velocity is therefore solenoidal if the specific densities of the two components coincide, but not generally otherwise.*

Balance of mass is not only satisfied for the components, but also for the mixture. Indeed, summing (5) in k , we obtain

$$\partial_t \rho + \nabla \cdot (\rho \mathbf{v}) = 0 \quad \text{or} \quad \dot{\rho} + \rho \nabla \cdot \mathbf{v} = 0 \quad (12)$$

and similarly

$$\partial_t \hat{\rho} + \nabla \cdot (\hat{\rho} \mathbf{v}) = 0, \quad (13)$$

where $\hat{\rho}$ is the algebraic definition of the mixture density as in (3). Then, from (13) it follows that

$$\nabla \cdot \mathbf{v} = -\frac{1}{\hat{\rho}} \dot{\hat{\rho}} = -\frac{1}{\hat{\rho}} \frac{\partial \hat{\rho}}{\partial \phi} \dot{\phi}, \quad (14)$$

which is another identity for the divergence of the mixture velocity in (9). Additionally, from (11) and (14), we have

$$-\frac{1}{\hat{\rho}} \frac{\partial \hat{\rho}}{\partial \phi} = \frac{\alpha}{1 - \alpha \phi}, \quad (15)$$

where $\partial \hat{\rho} / \partial \phi$ is constant.

For our model, we are interested in the velocity of the mixture, \mathbf{v} , more than the specific velocities, \mathbf{v}_k . Therefore, instead of introducing the momentum equation for each constituent, we will consider the mixture momentum balance

$$\partial_t (\rho \mathbf{v}) + \nabla \cdot (\rho \mathbf{v} \otimes \mathbf{v}) = \nabla \cdot \mathbf{T} + \mathbf{b},$$

where \mathbf{T} is the stress tensor of the mixture and \mathbf{b} is the body force. By (12), this can be simplified to

$$\rho \dot{\mathbf{v}} = \nabla \cdot \mathbf{T} + \mathbf{b}. \quad (16)$$

In particular, we only consider (vertical) gravitational effects as the specific body force term. Accordingly, in (16), \mathbf{b} is replaced by $-\hat{\rho} g \hat{\mathbf{j}}$, where g is the gravitational acceleration and $\hat{\mathbf{j}}$ is the vertical component of the unit vector in Cartesian coordinate system, viz. $\hat{\mathbf{j}} = \nabla y = (0, 1)^T$.

Remark 2. *An alternative mixture velocity definition to (4) is the volume-averaged velocity $\mathbf{v} = \phi_1 \mathbf{v}_1 + \phi_2 \mathbf{v}_2$, see [2, 3, 7, 16]. This choice would reduce (9) to $\nabla \cdot \mathbf{v} = 0$ even for non-matching densities, i.e. for $\rho_1 \neq \rho_2$. However, this simplification requires a change in the conservation equations for mass and momentum to obtain a thermodynamically consistent model. More explicitly, volume averaged velocity leads to an additional term in the mass and momentum conservation equations related to diffusion of components in order to describe the density flux [2].*

2.3. The Second Axiom of Thermodynamics

Similar to the momentum equation (16), we assume the balance of internal energy not for the individual constituents, but for the mixture. However, instead of introducing the balance of energy equation here, we directly consider the second axiom of thermodynamics in the form of an energy dissipation inequality; see also [24]. The connection between the internal-energy density and the dissipation inequality is made via the Helmholtz free-energy density, $\rho\psi$.

Let us consider the following energy dissipation inequality in terms of the free energy $\rho\psi$, the kinetic and gravitational potential energy $K(\mathcal{P})$ and $G(\mathcal{P})$, the total work done by macro- and micro-stresses $W(\mathcal{P})$ and the energy transported by diffusion $M(\mathcal{P})$:

$$\frac{d}{dt} \int_{\mathcal{P}(t)} \left(\rho\psi + K(\mathcal{P}) + G(\mathcal{P}) \right) dv \leq W(\mathcal{P}) - M(\mathcal{P}), \quad (17)$$

where \mathcal{P} denotes any time-dependent subset of Ω , which moves with the mixture velocity \mathbf{v} .

Equation (17) implies that the work on \mathcal{P} plus the rate at which free energy is transported to \mathcal{P} by diffusion always exceed the sum of the increase in free, kinetic and the gravitational potential energy. Specifically, following [22] we consider

$$K(\mathcal{P}) = \frac{1}{2} \rho |\mathbf{v}|^2, \quad G(\mathcal{P}) = \hat{\rho} g y, \quad (18)$$

$$W(\mathcal{P}) = \int_{\partial\mathcal{P}} \mathbf{T}\mathbf{n} \cdot \mathbf{v} da + \int_{\partial\mathcal{P}} \dot{\phi} \boldsymbol{\xi} \cdot \mathbf{n} da, \quad M(\mathcal{P}) = \int_{\partial\mathcal{P}} \mu \mathbf{h} \cdot \mathbf{n} da, \quad (19)$$

where y is the vertical coordinate, \mathbf{n} is the exterior unit normal vector to the boundary of \mathcal{P} , $\partial\mathcal{P}$, μ denotes a chemical potential and $\boldsymbol{\xi}$ is a vectorial surface force as a component of micro-stress.

Upon substituting (18) and (19) into (17) and applying the Reynolds transport theorem, we obtain

$$\begin{aligned} & \int_{\mathcal{P}} \frac{\partial}{\partial t}(\rho\psi) dv + \int_{\partial\mathcal{P}} \rho\psi \mathbf{v} \cdot \mathbf{n} da + \int_{\mathcal{P}} \frac{1}{2} \frac{\partial}{\partial t}(\rho|\mathbf{v}|^2) dv \\ & + \int_{\partial\mathcal{P}} \frac{1}{2} \rho|\mathbf{v}|^2 \mathbf{v} \cdot \mathbf{n} da + \int_{\mathcal{P}} \partial_t \hat{\rho} g y dv + \int_{\partial\mathcal{P}} \hat{\rho} g y \mathbf{v} \cdot \mathbf{n} da \\ & \leq \int_{\partial\mathcal{P}} \mathbf{T} \mathbf{n} \cdot \mathbf{v} da + \int_{\partial\mathcal{P}} \dot{\phi} \boldsymbol{\xi} \cdot \mathbf{n} da - \int_{\partial\mathcal{P}} \mu \mathbf{h} \cdot \mathbf{n} da. \end{aligned} \quad (20)$$

Then using the conservation laws (12), (13) and (16) on the left hand side and the divergence theorem on the right hand side of the inequality, the following local form of (20) is obtained:

$$\rho \dot{\psi} - \mathbf{T} : \nabla \mathbf{v} - \nabla \cdot (\dot{\phi} \boldsymbol{\xi}) + \nabla \cdot (\mu \mathbf{h}) \leq 0. \quad (21)$$

By applying the product rule to the last two terms in (21) and introducing

$$\dot{\overline{\rho\psi}} = \rho \dot{\psi} + \psi \dot{\rho} \quad \text{and} \quad \mathbf{T} = \mathbf{T}_0 - p \mathbf{I},$$

we obtain

$$\dot{\overline{\rho\psi}} - \psi \dot{\rho} - \mathbf{T}_0 : \nabla \mathbf{v} + p \nabla \cdot \mathbf{v} - \dot{\phi} \nabla \cdot \boldsymbol{\xi} - \boldsymbol{\xi} \nabla(\dot{\phi}) + \mu \nabla \cdot \mathbf{h} + \mathbf{h} \cdot \nabla \mu \leq 0. \quad (22)$$

The partition $\mathbf{T} = \mathbf{T}_0 - p \mathbf{I}$ is such that $-p \mathbf{I}$ corresponds to the hydro-static part of the stress tensor \mathbf{T} . The reduced dissipation inequality (22) forms the basis for determining our class of admissible constitutive relations and the independent variables.

Remark 3. We define ψ as the density of the Helmholtz free energy with respect to the mass measure and, accordingly, $\rho\psi$ as the volumetric free-energy density. In many other formulations (e.g. [2, 24]), ψ is defined directly as volumetric free energy. This model assumption is crucial to simplify the final derived model such that the momentum equation has a density-free capillary force term, which enables the construction of a linear time scheme.

2.4. Constitutive Equations and Coleman-Noll Procedure

We consider the independent variables: ϕ, \mathbf{v}, μ, p and the dependent functions: $\rho\psi, \hat{\rho}, \mathbf{T}, \mathbf{h}, \boldsymbol{\xi}$. The explicit form of the functions in terms of independent variables is determined via the Coleman-Noll procedure [10, 23], except $\hat{\rho}$ which has been defined previously in (3). We start with the constitutive assumption for the energy density $\rho\psi$ according to $\rho\psi = \widehat{\rho\psi}(\phi, \nabla\phi)$, which gives

$$\dot{\widehat{\rho\psi}} = \frac{\partial(\widehat{\rho\psi})}{\partial\phi} \dot{\phi} + \frac{\partial(\widehat{\rho\psi})}{\partial\nabla\phi} \dot{\nabla\phi}. \quad (23)$$

Furthermore, on account of $\dot{\nabla\phi} = \nabla(\dot{\phi}) - \nabla\mathbf{v} \cdot \nabla\phi$, it follows from (23) that

$$\dot{\widehat{\rho\psi}} = \frac{\partial(\widehat{\rho\psi})}{\partial\phi} \dot{\phi} + \frac{\partial(\widehat{\rho\psi})}{\partial\nabla\phi} \nabla(\dot{\phi}) - \left(\frac{\partial(\widehat{\rho\psi})}{\partial\nabla\phi} \otimes \nabla\phi \right) : \nabla\mathbf{v}. \quad (24)$$

Using the identities (9), (12) and (24), the inequality (22) can be recast into

$$\begin{aligned} & \frac{\partial(\widehat{\rho\psi})}{\partial\phi} \dot{\phi} + \frac{\partial(\widehat{\rho\psi})}{\partial\nabla\phi} \nabla(\dot{\phi}) - \left(\frac{\partial(\widehat{\rho\psi})}{\partial\nabla\phi} \otimes \nabla\phi \right) : \nabla\mathbf{v} + (\widehat{\rho\psi})\mathbf{I} : \nabla\mathbf{v} - \mathbf{T}_0 : \nabla\mathbf{v} \\ & + \boxed{p\nabla \cdot \mathbf{v}} - \dot{\phi} \nabla \cdot \boldsymbol{\xi} - \boldsymbol{\xi} \nabla(\dot{\phi}) + \boxed{\mu \nabla \cdot \mathbf{h}} + \mathbf{h} \cdot \nabla\mu \leq 0, \end{aligned} \quad (25)$$

where $p\mathbf{I} : \nabla\mathbf{v} = p\nabla \cdot \mathbf{v}$. In (25), we have written each term as a contraction of a dependent and an independent variable except for the boxed terms. The boxed terms can be recast into the same form by means of the relations

$$\nabla \cdot \mathbf{v} = -\frac{1}{\hat{\rho}} \frac{\partial\hat{\rho}}{\partial\phi} \dot{\phi} \quad \text{and} \quad \nabla \cdot \mathbf{h} = -\dot{\phi} - \phi \nabla \cdot \mathbf{v}, \quad (26)$$

which results in the following local dissipation inequality

$$\begin{aligned} & \frac{\partial(\widehat{\rho\psi})}{\partial\phi} \dot{\phi} + \frac{\partial(\widehat{\rho\psi})}{\partial\nabla\phi} \nabla(\dot{\phi}) - \left(\frac{\partial(\widehat{\rho\psi})}{\partial\nabla\phi} \otimes \nabla\phi \right) : \nabla\mathbf{v} + (\widehat{\rho\psi})\mathbf{I} : \nabla\mathbf{v} - \mathbf{T}_0 : \nabla\mathbf{v} \\ & - \frac{1}{\hat{\rho}} \frac{\partial\hat{\rho}}{\partial\phi} p \dot{\phi} - \dot{\phi} \nabla \cdot \boldsymbol{\xi} - \boldsymbol{\xi} \nabla(\dot{\phi}) + \mu(-\dot{\phi} - \phi \nabla \cdot \mathbf{v}) + \mathbf{h} \cdot \nabla\mu \leq 0. \end{aligned} \quad (27)$$

Replacing \mathbf{T}_0 by $\mathbf{T}_0 = \mathbf{T} + p\mathbf{I}$ and rearranging terms, we obtain

$$\begin{aligned} & -\nabla\mathbf{v} : \left(\mathbf{T} + p\mathbf{I} + \frac{\partial(\widehat{\rho\psi})}{\partial\nabla\phi} \otimes \nabla\phi + (\mu\phi - \widehat{\rho\psi})\mathbf{I} \right) \\ & + \dot{\phi} \left(\frac{\partial(\widehat{\rho\psi})}{\partial\phi} - \nabla \cdot \boldsymbol{\xi} - \mu - \frac{1}{\hat{\rho}} \frac{\partial\hat{\rho}}{\partial\phi} p \right) \\ & + \nabla(\dot{\phi}) \left(\frac{\partial(\widehat{\rho\psi})}{\partial\nabla\phi} - \boldsymbol{\xi} \right) + \mathbf{h} \cdot \nabla\mu \leq 0. \end{aligned} \quad (28)$$

Based on the inequality (28), we choose the constitutive relations as:

$$\mathbf{T} = \hat{\mathbf{T}}(\phi, \nabla\phi, \nabla\mathbf{v})$$

$$\boldsymbol{\xi} = \hat{\boldsymbol{\xi}}(\phi, \nabla\phi)$$

$$\mathbf{h} = \hat{\mathbf{h}}(\phi, \nabla\phi, \mu, \nabla\mu),$$

where according to the standard Coleman-Noll argument [23], the form of the functions can be selected arbitrarily. To avoid that a variation of $\dot{\phi}$ and $\nabla(\dot{\phi})$ leads to a violation of the inequality (28), we insist that:

$$\frac{\partial(\widehat{\rho\psi})}{\partial\phi} - \nabla \cdot \boldsymbol{\xi} - \mu - \frac{1}{\hat{\rho}} \frac{\partial\hat{\rho}}{\partial\phi} p = 0 \quad (29)$$

$$\frac{\partial(\widehat{\rho\psi})}{\partial\nabla\phi} - \boldsymbol{\xi} = 0, \quad (30)$$

which provides equations for μ and $\boldsymbol{\xi}$, respectively. The following constitutive relations then ensure compliance with (28):

$$\mathbf{h} = -m(\phi)\nabla\mu, \quad (31)$$

$$\mathbf{T} + p\mathbf{I} + \left(\frac{\partial(\widehat{\rho\psi})}{\partial\nabla\phi} \otimes \nabla\phi \right) + (\mu\phi - \widehat{\rho\psi})\mathbf{I} = \eta(\phi) \left(2\mathbf{D} - \frac{2}{3}(\nabla \cdot \mathbf{v})\mathbf{I} \right) \quad (32)$$

where $\mathbf{D} = \frac{1}{2}(\nabla\mathbf{v} + \nabla\mathbf{v}^T)$ is the symmetric velocity gradient tensor and $\nabla\mathbf{v}^T$ denotes transpose of $\nabla\mathbf{v}$. Then (28) is satisfied as, in particular,

$$-\eta(\phi) \left(2\mathbf{D} - \frac{2}{3}(\nabla \cdot \mathbf{v})\mathbf{I} \right) : \nabla\mathbf{v} - m(\phi)|\nabla\mu|^2 \leq 0,$$

where $\eta(\phi) \geq 0$ is the viscosity, $m(\phi) \geq 0$ is the mobility.

Remark 4. We introduce $\eta(\phi) \left(2\mathbf{D} - \frac{2}{3}(\nabla \cdot \mathbf{v})\mathbf{I} \right)$ as the viscous stress tensor where the fluid is considered to be an isotropic Newtonian mixture with volume-fraction-dependent viscosity [34].

2.5. Special choice of free energy and the Navier-Stokes Cahn-Hilliard Equation

To obtain a specific quasi-incompressible model, we choose the Helmholtz free energy in the Ginzburg-Landau form:

$$\widehat{\rho\psi}(\phi, \nabla\phi) = \frac{\sigma}{\varepsilon} f(\phi) + \frac{\sigma\varepsilon}{2} |\nabla\phi|^2$$

as in [9], where $\varepsilon > 0$ represents the thickness of the interface of the mixture, σ is related to the surface energy density and $f(\phi)$ represents a globally $C^{2,1}$ -continuous truncated double-well potential according to

$$f(\phi) := \begin{cases} (\phi + 1)^2, & \phi < -1 \\ \frac{1}{4}(\phi^2 - 1)^2, & \phi \in [-1, 1] \\ (\phi - 1)^2, & \phi > 1 \end{cases} \quad (33)$$

Then, by the definition of $\widehat{\rho\psi}$ it holds that

$$\frac{\partial(\widehat{\rho\psi})}{\partial\phi} = \frac{\sigma}{\varepsilon}f'(\phi), \quad \frac{\partial(\widehat{\rho\psi})}{\partial\nabla\phi} = \sigma\varepsilon\nabla\phi. \quad (34)$$

If we substitute (34) into (29)-(32) and by (8) and (16), we obtain the following thermodynamically consistent quasi-incompressible Navier-Stokes Cahn-Hilliard system:

$$\dot{\phi} + \phi\nabla \cdot \mathbf{v} = \nabla \cdot (m(\phi)\nabla\mu) \quad (35a)$$

$$\mu = \frac{\sigma}{\varepsilon}f'(\phi) - \sigma\varepsilon\Delta\phi - \frac{1}{\hat{\rho}}\frac{\partial\hat{\rho}}{\partial\phi}p \quad (35b)$$

$$\begin{aligned} \rho\dot{\mathbf{v}} = & -\nabla p - \sigma\varepsilon\nabla \cdot (\nabla\phi \otimes \nabla\phi) + \nabla \cdot \left(\frac{\sigma}{\varepsilon}f(\phi) + \frac{\sigma\varepsilon}{2}|\nabla\phi|^2 - \mu\phi \right) \mathbf{I} \\ & + \nabla \cdot \left(\eta(\phi) \left(2\mathbf{D} - \frac{2}{3}(\nabla \cdot \mathbf{v})\mathbf{I} \right) \right) - \hat{\rho}g\hat{\mathbf{j}} \end{aligned} \quad (35c)$$

$$\nabla \cdot \mathbf{v} = \alpha\nabla \cdot (m(\phi)\nabla\mu) \quad (35d)$$

$$\dot{\rho} + \rho\nabla \cdot \mathbf{v} = 0 \quad (35e)$$

$$\hat{\rho} = \rho_1 \frac{1+\phi}{2} + \rho_2 \frac{1-\phi}{2} \quad (35f)$$

Remark 5. One may note that the two variants (35e) and (35f) of the mixture density both appear in the equation of motion (35c). More explicitly, the density in (35e) appears in the $\rho\dot{\mathbf{v}}$ term, while the density in (35f) appears in the gravity term $\hat{\rho}g\hat{\mathbf{j}}$. (35f) also appears in the equation of chemical potential (35b). Defining the mixture densities ρ and $\hat{\rho}$ via two separate equations in (35e) and (35f) is crucial to obtain an energy dissipative time-discrete scheme. Besides, these two definitions of the mixture density are consistent by construction; see Section 2.1.

Remark 6. The components of the stress in (35c) can be endowed with specific physical interpretations. The tensor $\eta(\phi) \left(2\mathbf{D} - \frac{2}{3}(\nabla \cdot \mathbf{v})\mathbf{I} \right)$ represents the standard viscous stress tensor. Additionally, the tensors $\sigma\varepsilon(\nabla\phi \otimes \nabla\phi)$ and $\left(\frac{\sigma}{\varepsilon}f(\phi) + \frac{\sigma\varepsilon}{2}|\nabla\phi|^2 - \mu\phi \right) \mathbf{I}$ are associated with capillary forces due to the surface tension and an extra contribution due to quasi-incompressibility, respectively.

Equation (35c) can be reformulated such that the additional, complicated stress terms assume a simpler form. To this end, we note that for $\sigma\varepsilon\nabla \cdot (\nabla\phi \otimes \nabla\phi)$ we have the following sequence of identities:

$$\begin{aligned} \sigma\varepsilon\nabla \cdot (\nabla\phi \otimes \nabla\phi) &= \sigma\varepsilon(\Delta\phi\nabla\phi + \frac{1}{2}\nabla|\nabla\phi|^2) \\ &= \nabla\phi \left(\frac{\sigma}{\varepsilon}f'(\phi) - \mu - \frac{1}{\hat{\rho}}\frac{\partial\hat{\rho}}{\partial\phi}p \right) + \frac{\sigma\varepsilon}{2}\nabla|\nabla\phi|^2 \\ &= \nabla \cdot \left(\frac{\sigma}{\varepsilon}f(\phi) + \frac{\sigma\varepsilon}{2}|\nabla\phi|^2 - \mu\phi \right) \mathbf{I} + \phi\nabla\mu - \frac{1}{\hat{\rho}}\frac{\partial\hat{\rho}}{\partial\phi}p\nabla\phi, \quad (36) \end{aligned}$$

where the second identity in (36) follows from (35b). Inserting (36) into (35c) leads to the final form of the quasi-incompressible Navier-Stokes Cahn-Hilliard model

$$\dot{\phi} + \phi\nabla \cdot \mathbf{v} = \nabla \cdot (m(\phi)\nabla\mu) \quad (37a)$$

$$\mu = \frac{\sigma}{\varepsilon}f'(\phi) - \sigma\varepsilon\Delta\phi - \frac{1}{\hat{\rho}}\frac{\partial\hat{\rho}}{\partial\phi}p \quad (37b)$$

$$\rho\dot{\mathbf{v}} = -\nabla p - \phi\nabla\mu + \frac{1}{\hat{\rho}}\frac{\partial\hat{\rho}}{\partial\phi}p\nabla\phi + \nabla \cdot \left(\eta(\phi) \left(2\mathbf{D} - \frac{2}{3}(\nabla \cdot \mathbf{v})\mathbf{I} \right) \right) - \hat{\rho}g\hat{\mathbf{j}} \quad (37c)$$

$$\nabla \cdot \mathbf{v} = \alpha\nabla \cdot (m(\phi)\nabla\mu) \quad (37d)$$

$$\dot{\rho} + \rho\nabla \cdot \mathbf{v} = 0 \quad (37e)$$

$$\hat{\rho} = \rho_1 \frac{1+\phi}{2} + \rho_2 \frac{1-\phi}{2} \quad (37f)$$

Remark 7. For matching densities, i.e. $\rho_1 = \rho_2$, equations (37e) and (37f) are trivially satisfied and equations (37a)-(37d) reduce to the standard incompressible NSCH system; see e.g. [24]. Additionally, $-\phi\nabla\mu$ term can be rewritten as $\nabla \cdot (\nabla\phi \otimes \nabla\phi)$ upon redefining the pressure by $\bar{p} = p - \frac{\sigma}{\varepsilon}f(\phi) - \frac{\sigma\varepsilon}{2}|\nabla\phi|^2 + \mu\phi$.

In the sequel, we will generally equip (37) with the following natural bound-

ary conditions:

$$\partial_n \phi = \partial_n \mu = 0, \quad \mathbf{v} = 0 \quad \text{on } \partial\Omega, \quad (38)$$

where $\partial_n(\cdot)$ represents the normal-derivative in the trace sense. Also, for the sake of simplicity, we restrict our considerations constant viscosity and mobility, i.e. $\eta(\phi) := \eta$ and $m(\phi) := m$.

Remark 8. *Other boundary conditions, e.g. of non-homogeneous form can be considered as well. However, one should take into consideration that there is a compatibility between the velocity \mathbf{v} and the chemical potential μ due to the quasi-incompressibility equation (37d), that is,*

$$\int_{\partial\Omega} \mathbf{v} \cdot \mathbf{n} \, dS = \alpha \int_{\partial\Omega} m(\phi) \partial_n \mu \, dS$$

The total energy functional associated with (37) is compatible with (17) and comprises the Helmholtz free energy, the kinetic energy and the gravitational energy:

$$E(\phi, \rho, \hat{\rho}, \mathbf{v}) := \int_{\Omega} \left(\frac{1}{2} \rho |\mathbf{v}|^2 + \frac{\sigma}{\varepsilon} f(\phi) + \frac{\sigma \varepsilon}{2} |\nabla \phi|^2 + \hat{\rho} g y \right) d\Omega, \quad (39)$$

Here, $\frac{1}{2} \rho |\mathbf{v}|^2$ is the kinetic energy, $\frac{\sigma}{\varepsilon} f(\phi) + \frac{\sigma \varepsilon}{2} |\nabla \phi|^2$ is the Cahn-Hilliard free energy and $\hat{\rho} g y$ is the gravitational potential energy.

Remark 9. *(An Alternative NSCH Model) Based on the same modeling assumptions, we can derive an alternative quasi-incompressible model to (37). Let us follow the same steps in the derivation until (25) and rewrite the term $p \nabla \cdot \mathbf{v}$ using*

$$\nabla \cdot \mathbf{v} = \alpha \dot{\phi} + \alpha \phi \nabla \cdot \mathbf{v} \quad (40)$$

instead of $\nabla \cdot \mathbf{v} = -\frac{1}{\hat{\rho}} \frac{\partial \hat{\rho}}{\partial \phi} \dot{\phi}$ in (26). Then the local dissipation inequality becomes

$$\begin{aligned} & \frac{\partial(\widehat{\rho\psi})}{\partial \phi} \dot{\phi} + \frac{\partial(\widehat{\rho\psi})}{\partial \nabla \phi} \nabla(\dot{\phi}) - \left(\frac{\partial(\widehat{\rho\psi})}{\partial \nabla \phi} \otimes \nabla \phi \right) : \nabla \mathbf{v} + (\widehat{\rho\psi}) \mathbf{I} : \nabla \mathbf{v} - \mathbf{T}_0 : \nabla \mathbf{v} \\ & + \alpha p \dot{\phi} + (\alpha p \phi) \mathbf{I} : \nabla \mathbf{v} - \dot{\phi} \nabla \cdot \boldsymbol{\xi} - \boldsymbol{\xi} \nabla(\dot{\phi}) + \mu(-\dot{\phi} - \phi \nabla \cdot \mathbf{v}) + \mathbf{h} \cdot \nabla \mu \leq 0. \end{aligned} \quad (41)$$

Applying the Coleman Noll procedure to (41), we obtain the same equations as (30) and (31) and the following two equations for chemical potential and the stress tensor:

$$\begin{aligned} \frac{\partial(\widehat{\rho\psi})}{\partial\phi} - \nabla \cdot \boldsymbol{\xi} - \mu + \alpha p &= 0 \\ \mathbf{T} + p\mathbf{I} + (\boldsymbol{\xi} \otimes \nabla\phi) + (\mu\phi - \widehat{\rho\psi} + \alpha p\phi)\mathbf{I} &= \eta(\phi) \left(2\mathbf{D} - \frac{2}{3}(\nabla \cdot \mathbf{v})\mathbf{I} \right). \end{aligned} \quad (42)$$

Hence, repeating the steps in (36), we obtain the following alternative quasi-incompressible NSCH model:

$$\dot{\phi} + \phi \nabla \cdot \mathbf{v} = \nabla \cdot (m(\phi) \nabla \mu) \quad (43a)$$

$$\mu = \frac{\sigma}{\varepsilon} f'(\phi) - \sigma \varepsilon \Delta \phi + \alpha p \quad (43b)$$

$$\rho \dot{\mathbf{v}} = -\nabla p - \phi \nabla \mu + \alpha \phi \nabla p + \nabla \cdot \left(\eta(\phi) \left(2\mathbf{D} - \frac{2}{3}(\nabla \cdot \mathbf{v})\mathbf{I} \right) \right) - \hat{\rho} g \hat{\mathbf{j}} \quad (43c)$$

$$\nabla \cdot \mathbf{v} = \alpha \nabla \cdot (m(\phi) \nabla \mu) \quad (43d)$$

$$\dot{\rho} + \rho \nabla \cdot \mathbf{v} = 0 \quad (43e)$$

$$\hat{\rho} = \rho_1 \frac{1+\phi}{2} + \rho_2 \frac{1-\phi}{2}. \quad (43f)$$

Remark 10. It can be observed that the models (37) and (43) are equivalent. Using the relation (15), if the pressure p in (37b) and (37c) is redefined by $p = (1 - \alpha\phi)\tilde{p}$, then one obtains (43b) and (43c).

2.6. Non-dimensionalization

We perform the non-dimensionalization of (37) based on physical properties of the liquid associated with the density ρ_1 , which are the characteristic scales of length, L_* , velocity, U_* and $P_* = L_*/\sigma$. Considering that ϕ is already a dimensionless phase field variable, the governing dimensionless variables are given by:

$$\bar{\mathbf{x}} = \frac{\mathbf{x}}{L_*} \quad \bar{\mathbf{v}} = \frac{\mathbf{v}}{U_*} \quad \bar{t} = t \frac{L_*}{U_*} \quad \bar{P} = \frac{P}{P_*} \quad \bar{\mu} = \frac{\mu}{P_*}$$

where P_* is used for both dimensionless pressure and chemical potential. suppressing the over bar for the sake of simplicity, the dimensionless quasi-incompressible NSCH system (37) writes as:

$$\dot{\phi} + \phi \nabla \cdot \mathbf{v} = \frac{1}{\text{Pe}} \Delta \mu \quad (44a)$$

$$\mu = \frac{1}{\text{Cn}} f'(\phi) - \text{Cn} \Delta \phi - \frac{1}{\hat{\rho}} \frac{\partial \hat{\rho}}{\partial \phi} p \quad (44b)$$

$$\begin{aligned} \rho \dot{\mathbf{v}} = & -\frac{1}{\text{We}} (\nabla p + \phi \nabla \mu - \frac{1}{\hat{\rho}} \frac{\partial \hat{\rho}}{\partial \phi} p \nabla \phi) \\ & + \frac{1}{\text{Re}} \nabla \cdot \left(2\mathbf{D} - \frac{2}{3} (\nabla \cdot \mathbf{v}) \mathbf{I} \right) - \frac{1}{\text{Fr}^2} \hat{\rho} \hat{\mathbf{j}} \end{aligned} \quad (44c)$$

$$\nabla \cdot \mathbf{v} = \frac{\alpha}{\text{Pe}} \Delta \mu \quad (44d)$$

$$\dot{\rho} + \rho \nabla \cdot \mathbf{v} = 0 \quad (44e)$$

$$\hat{\rho} = \frac{1+\phi}{2} + \frac{\rho_2}{\rho_1} \frac{1-\phi}{2}, \quad (44f)$$

where $\text{Pe} = U_* L_*^2 / m \sigma$ is the diffusional *Péclet* number, $\text{Cn} = \varepsilon / L_*$ is the Cahn number as a measure of the interface thickness, $\text{We} = \rho_1 U_*^2 L_* / \sigma$ is the Weber number, $\text{Re} = \rho_1 U_* L_* / \eta$ is the Reynolds number and $\text{Fr} = U_* / \sqrt{g L_*}$ is the Froude number, which expresses the relative strengths of the inertial and the gravitational forces. Additionally, α is the ratio of specific densities as already defined in (10) and the dimensionless $\partial \hat{\rho} / \partial \phi$ writes:

$$\frac{\partial \hat{\rho}}{\partial \phi} = \frac{1}{2} \left(1 + \frac{\rho_2}{\rho_1} \right).$$

The dimensionless form of (43) can be obtained similarly.

In addition to the main system, the dimensionless energy is obtained from (39) by rescaling $\bar{E} = E / \rho_1 U_*^2$ as

$$E(\phi, \rho, \hat{\rho}, \mathbf{v}) = \int_{\Omega} \left(\frac{1}{2} \rho |\mathbf{v}|^2 + \frac{1}{\text{We Cn}} f(\phi) + \frac{\text{Cn}}{2 \text{We}} |\nabla \phi|^2 + \frac{1}{\text{Fr}^2} \hat{\rho} y \right) d\Omega. \quad (45)$$

3. Energy-Dissipative Numerical Method

We constructed our model (44) based on thermodynamic consistency, which is equivalent to satisfying the second axiom of thermodynamics. The axiom demands entropy production which in turn implies dissipation of total energy E , i.e. according to (45), $d_t E \leq 0$. To maintain stability in numerical computations, this physical dissipation should be observed at the discrete level, as it is

in the continuous PDE model. In this section, for completeness, we first present the continuous energy dissipation for the weak formulation of (44). Then we present a linearly implicit, first order accurate time-integration scheme. We restrict ourselves here only to time-discretization and prove the discrete dissipation for a space-continuous semi-discrete model.

3.1. Energy Dissipative Weak Formulation

We assume that the natural boundary conditions (38) hold. The system of differential equations in (44) subject to (38) can be condensed into the following weak form: Find $\phi, \mu \in H^1(\Omega)$, $\mathbf{v} \in \mathbf{H}^1(\Omega)$, $p \in L^2(\Omega)$ such that

$$\int_{\Omega} \left(\dot{\phi} \omega + \phi \nabla \cdot \mathbf{v} \omega + \frac{1}{\text{Pe}} \nabla \mu \cdot \nabla \omega \right) d\Omega = 0, \quad \forall \omega \in H^1(\Omega) \quad (46a)$$

$$\int_{\Omega} \left(\mu \psi - \frac{1}{\text{Cn}} f'(\phi) \psi - \text{Cn} \nabla \phi \cdot \nabla \psi + \frac{1}{\hat{\rho}} \frac{\partial \hat{\rho}}{\partial \phi} p \psi \right) d\Omega = 0, \quad \forall \psi \in H^1(\Omega) \quad (46b)$$

$$\int_{\Omega} \left(\rho \dot{\mathbf{v}} \cdot \boldsymbol{\chi} + \frac{1}{\text{We}} (-p (\nabla \cdot \boldsymbol{\chi}) + \phi \nabla \mu \cdot \boldsymbol{\chi} - \frac{1}{\hat{\rho}} \frac{\partial \hat{\rho}}{\partial \phi} p \nabla \phi \cdot \boldsymbol{\chi}) + \frac{2}{\text{Re}} \mathbf{D} : \nabla \boldsymbol{\chi} - \frac{2}{3\text{Re}} (\nabla \cdot \mathbf{v}) (\nabla \cdot \boldsymbol{\chi}) + \frac{1}{\text{Fr}^2} \hat{\rho} \hat{\mathbf{j}} \cdot \boldsymbol{\chi} \right) d\Omega = 0, \quad \forall \boldsymbol{\chi} \in \mathbf{H}^1(\Omega) \quad (46c)$$

$$\int_{\Omega} \left((\nabla \cdot \mathbf{v}) \theta + \frac{\alpha}{\text{Pe}} \nabla \mu \cdot \nabla \theta \right) d\Omega = 0, \quad \forall \theta \in L^2(\Omega) \quad (46d)$$

for a.e. $t \in (0, T)$.

Note that the weak forms of the mixture densities $\hat{\rho}$ and ρ are not included in (46), because $\hat{\rho}$ is defined via algebraic equation (44f) and it can be replaced with its definition in (46). Similarly, ρ is related to the model with respect to the mass conservation equation (44e) and it is not solved as part of the system (46). However, for a meaningful weak form, we require the mixture densities to satisfy $\rho, \hat{\rho} \in L^2(\Omega)$. Non-homogeneous boundary conditions would result in a non-zero right hand side for the weak form (46).

Theorem 1. *Let ϕ, μ, \mathbf{v}, p be a sufficiently smooth solution to (46) subject to the boundary condition (38). Assume also that ρ and $\hat{\rho}$ be positive and determined by (44e) and (44f), respectively. Then the following energy dissipation relation*

holds:

$$\begin{aligned} & \frac{d}{dt} \int_{\Omega} \left(\frac{1}{2} \rho |\mathbf{v}|^2 + \frac{1}{\text{We Cn}} f(\phi) + \frac{\text{Cn}}{2 \text{We}} |\nabla \phi|^2 + \frac{1}{\text{Fr}^2} \hat{\rho} y \right) d\Omega \\ &= -\frac{1}{\text{Re}} \|\nabla \mathbf{v}\|_{L^2}^2 - \frac{1}{3\text{Re}} \|\nabla \cdot \mathbf{v}\|_{L^2}^2 - \frac{1}{\text{Pe We}} \|\nabla \mu\|_{L^2}^2 \leq 0. \end{aligned} \quad (47)$$

Proof. By setting $\chi = \mathbf{v}$ for the momentum equation (46c) and via integration by parts, we get

$$\begin{aligned} & \frac{d}{dt} \int_{\Omega} \frac{1}{2} \rho |\mathbf{v}|^2 d\Omega + \frac{1}{\text{Re}} \|\nabla \mathbf{v}\|_{L^2}^2 + \frac{1}{3\text{Re}} \|\nabla \cdot \mathbf{v}\|_{L^2}^2 + \int_{\Omega} \frac{1}{\text{Fr}^2} \hat{\rho} \hat{\mathbf{j}} \cdot \mathbf{v} d\Omega \\ &+ \int_{\Omega} \frac{1}{\text{We}} \left(-p(\nabla \cdot \mathbf{v}) + \phi \nabla \mu \cdot \mathbf{v} - \frac{1}{\hat{\rho}} \frac{\partial \hat{\rho}}{\partial \phi} p \nabla \phi \cdot \mathbf{v} \right) d\Omega = 0. \end{aligned} \quad (48)$$

In (48) we have used the following identity, which is obtained by the mass conservation equation (44e), integration by parts and the homogeneous boundary condition $\mathbf{v}|_{\partial\Omega} = 0$:

$$\int_{\Omega} \rho (\mathbf{v} \cdot \nabla) \mathbf{v} \cdot \mathbf{v} d\Omega = - \int_{\Omega} \frac{1}{2} \nabla \cdot (\rho \mathbf{v}) |\mathbf{v}|^2 d\Omega = \int_{\Omega} \frac{1}{2} \rho_t |\mathbf{v}|^2 d\Omega.$$

Then, set $\omega = \frac{1}{\text{We}} (\mu + \frac{1}{\hat{\rho}} \frac{\partial \hat{\rho}}{\partial \phi} p) + \frac{1}{\text{Fr}^2} \frac{\partial \hat{\rho}}{\partial \phi} y$ and $\psi = -\partial_t \phi / \text{We}$ for the phase equation (46a) and the chemical potential equation (46b), respectively, to obtain

$$\begin{aligned} & \int_{\Omega} \frac{1}{\text{We}} (\partial_t \phi + \nabla \cdot (\phi \mathbf{v})) (\mu + \frac{1}{\hat{\rho}} \frac{\partial \hat{\rho}}{\partial \phi} p) d\Omega + \frac{1}{\text{Pe We}} \|\nabla \mu\|_{L^2}^2 \\ &+ \int_{\Omega} \frac{1}{\text{Pe We}} \nabla \mu \cdot \nabla \left(\frac{1}{\hat{\rho}} \frac{\partial \hat{\rho}}{\partial \phi} p \right) d\Omega + \int_{\Omega} (\partial_t \phi + \nabla \cdot (\phi \mathbf{v})) \frac{1}{\text{Fr}^2} \frac{\partial \hat{\rho}}{\partial \phi} y d\Omega \\ &+ \int_{\Omega} \frac{1}{\text{Pe}} \nabla \mu \cdot \nabla \left(\frac{1}{\text{Fr}^2} \frac{\partial \hat{\rho}}{\partial \phi} y \right) d\Omega = 0, \end{aligned} \quad (49)$$

$$\int_{\Omega} \frac{1}{\text{We}} \left(-\mu \partial_t \phi + \frac{1}{\text{Cn}} f'(\phi) \partial_t \phi + \text{Cn} \nabla \phi \cdot \partial_t (\nabla \phi) - \frac{1}{\hat{\rho}} \frac{\partial \hat{\rho}}{\partial \phi} p \partial_t \phi \right) d\Omega = 0, \quad (50)$$

Similarly, the choice $\theta = -\frac{1}{\alpha} \left(\frac{1}{\text{We}} \frac{1}{\hat{\rho}} \frac{\partial \hat{\rho}}{\partial \phi} p + \frac{1}{\text{Fr}^2} \frac{\partial \hat{\rho}}{\partial \phi} y \right)$ for (46d) gives

$$\begin{aligned} & \int_{\Omega} -\frac{1}{\alpha} \nabla \cdot \mathbf{v} \left(\frac{1}{\text{We}} \frac{1}{\hat{\rho}} \frac{\partial \hat{\rho}}{\partial \phi} p + \frac{1}{\text{Fr}^2} \frac{\partial \hat{\rho}}{\partial \phi} y \right) d\Omega \\ & - \int_{\Omega} \frac{1}{\text{Pe}} \nabla \mu \cdot \nabla \left(\frac{1}{\text{We}} \frac{1}{\hat{\rho}} \frac{\partial \hat{\rho}}{\partial \phi} p + \frac{1}{\text{Fr}^2} \frac{\partial \hat{\rho}}{\partial \phi} y \right) d\Omega = 0. \end{aligned} \quad (51)$$

Adding equations (48)-(51) results in

$$\begin{aligned}
& \frac{d}{dt} \int_{\Omega} \left(\frac{1}{2} \rho |\mathbf{v}|^2 + \frac{1}{\text{We Cn}} f(\phi) + \frac{\text{Cn}}{2 \text{We}} |\nabla \phi|^2 + \frac{1}{\text{Fr}^2} \hat{\rho} y \right) d\Omega \\
&= -\frac{1}{\text{Re}} \|\nabla \mathbf{v}\|_{L^2}^2 - \frac{1}{3\text{Re}} \|\nabla \cdot \mathbf{v}\|_{L^2}^2 - \frac{1}{\text{Pe We}} \|\nabla \mu\|_{L^2}^2 \\
&+ \int_{\Omega} \frac{1}{\text{We}} \left(p(\nabla \cdot \mathbf{v}) + \frac{1}{\hat{\rho}} \frac{\partial \hat{\rho}}{\partial \phi} p \left(\nabla \phi \cdot \mathbf{v} - \nabla \cdot (\phi \mathbf{v}) + \frac{1}{\alpha} \nabla \cdot \mathbf{v} \right) \right) d\Omega \\
&+ \int_{\Omega} \frac{1}{\text{Fr}^2} \left(-\hat{\rho} \hat{\mathbf{j}} \cdot \mathbf{v} - \frac{\partial \hat{\rho}}{\partial \phi} y \left(\nabla \cdot (\phi \mathbf{v}) - \frac{1}{\alpha} \nabla \cdot \mathbf{v} \right) \right) d\Omega.
\end{aligned}$$

Using integration by parts, the relation (15) and the fact that $\hat{\rho}$ is a function of ϕ as defined in (44f), one can deduce that the last two integrals vanish:

$$\begin{aligned}
& \int_{\Omega} \frac{1}{\text{We}} \left(p(\nabla \cdot \mathbf{v}) + \frac{1}{\hat{\rho}} \frac{\partial \hat{\rho}}{\partial \phi} p \left(\nabla \phi \cdot \mathbf{v} - \nabla \cdot (\phi \mathbf{v}) + \frac{1}{\alpha} \nabla \cdot \mathbf{v} \right) \right) d\Omega = 0 \\
& \int_{\Omega} \frac{1}{\text{Fr}^2} \left(-\hat{\rho} \hat{\mathbf{j}} \cdot \mathbf{v} - \frac{\partial \hat{\rho}}{\partial \phi} y \left(\nabla \cdot (\phi \mathbf{v}) - \frac{1}{\alpha} \nabla \cdot \mathbf{v} \right) \right) d\Omega = 0,
\end{aligned} \tag{52}$$

which completes the proof. \square

Energy dissipation, which has been stated and proved in Theorem 1, is a fundamental structural property (e.g. connected with stability). This property should be preserved in discrete approximations: see Section 3.2. Additionally, conservation of mass and phase are other structural properties of the NSCH model to be retained by discrete approximation. The continuity equation (44e) and the boundary conditions defined in (38) imply conservation of mass:

$$\frac{d}{dt} \int_{\Omega} \rho d\Omega = \int_{\Omega} \partial_t \rho d\Omega = \int_{\Omega} -\nabla \cdot (\rho \mathbf{v}) d\Omega = \int_{\partial\Omega} -\rho \mathbf{v} \cdot \mathbf{n} dS = 0$$

Similarly, conservation of phase ϕ follows from the expression for $\hat{\rho}$ a function of ϕ , the equations (44a) and (44d), the relation (15) and the boundary conditions:

$$\begin{aligned}
\frac{d}{dt} \int_{\Omega} \hat{\rho} d\Omega &= \int_{\Omega} \frac{\partial \hat{\rho}}{\partial \phi} \partial_t \phi d\Omega = \int_{\Omega} \frac{\partial \hat{\rho}}{\partial \phi} \left(-\nabla \cdot (\phi \mathbf{v}) + \frac{1}{\text{Pe}} \Delta \mu \right) d\Omega \\
&= \int_{\Omega} \frac{\partial \hat{\rho}}{\partial \phi} \left(-\nabla \cdot (\phi \mathbf{v}) + \frac{1}{\alpha} \nabla \cdot \mathbf{v} \right) d\Omega = \int_{\Omega} -\nabla \cdot (\hat{\rho} \mathbf{v}) d\Omega \\
&= \int_{\partial\Omega} -\hat{\rho} \mathbf{v} \cdot \mathbf{n} dS = 0.
\end{aligned} \tag{53}$$

Because $\frac{\partial \hat{\rho}}{\partial \phi}$ is constant, the chain of identities in (53) implies the conservation of $\hat{\rho}$.

3.2. Energy Dissipative First Order Stable Time Scheme

In this section, we introduce a linear finite difference time-integration scheme for model (44). Instead of the weak form, we propose our scheme in the context of the strong form of the PDE to present it with a clear algorithm chart.

Let the time interval $(0, T)$ be divided into N sub-intervals of constant time step size, $\Delta t = t^{n+1} - t^n$ for $n = 0, 1, 2, \dots, N - 1$. The scheme presented in Algorithm 1 is coupled, first order and energy-dissipative. The properties of the scheme are stated and proved in Theorem 2.

In the algorithm, except for the initialization (in which we take $\hat{\rho}^0 = \rho^0$), we involve both densities $\hat{\rho}^n$ and ρ^n using the equations (54) and (57), respectively. Due to this approach and taking the velocity at the n th time step in the non-linear term of the equation (55c), one easily infers that Algorithm 1 is *linearly implicit*, i.e. equations (54)-(57) are linear in $\phi^{n+1}, \mu^{n+1}, \mathbf{v}^{n+1}$ and ρ^{n+1} .

Note also that a stabilizing term $\frac{\beta}{\text{Cn}}(\phi^{n+1} - \phi^n)$ has been introduced in the definition of the chemical potential in (55b), where the constant stabilizing parameter β depends on the choice of $f(\phi)$ [35]. Specifically, for the $f(\phi)$ function in (33), the scheme becomes stable if the stabilization constant is large enough.

Theorem 2. *Consider the time stepping Algorithm 1 with the double well potential f according to (33). Assume that $\rho^n > 0$ for all n . If the stabilization parameter β in (55b) is selected in accordance with*

$$\beta \geq 1 \tag{58}$$

then the scheme in Algorithm 1 is:

- (i) **unconditionally energy stable** in the sense that the following discrete energy law holds for all $n = 1, \dots, N - 1$:

$$\begin{aligned} E^{n+1} - E^n \leq & -\frac{\Delta t}{\text{Re}} \|\nabla \mathbf{v}^{n+1}\|_{L^2}^2 - \frac{\Delta t}{3\text{Re}} \|\nabla \cdot \mathbf{v}^{n+1}\|_{L^2}^2 - \frac{\Delta t}{\text{Pe We}} \|\nabla \mu^{n+1}\|_{L^2}^2 \\ & - \frac{1}{2} \rho^n \|\mathbf{v}^{n+1} - \mathbf{v}^n\|_{L^2}^2 - \frac{\text{Cn}}{2 \text{We}} \|\nabla(\phi^{n+1} - \phi^n)\|_{L^2}^2 \\ & - \frac{\beta - 1}{\text{We Cn}} \|\phi^{n+1} - \phi^n\|_{L^2}^2 \leq 0. \end{aligned} \tag{59}$$

independent of the time-step size $\Delta t > 0$.

Given ϕ^0, \mathbf{v}^0 . Initialize ρ^0 using the algebraic definition by

$$\rho^0 = \frac{1 + \phi^0}{2} + \frac{\rho_2}{\rho_1} \frac{1 - \phi^0}{2}.$$

For $n = 0, 1, 2, \dots, N - 1$,

Step 1. Compute

$$\hat{\rho}^n = \frac{1 + \phi^n}{2} + \frac{\rho_2}{\rho_1} \frac{1 - \phi^n}{2}. \quad (54)$$

Step 2. Solve the following system to obtain $\phi^{n+1}, \mu^{n+1}, \mathbf{v}^{n+1}$ and p^{n+1}

$$\frac{\phi^{n+1} - \phi^n}{\Delta t} + \nabla \cdot (\phi^n \mathbf{v}^{n+1}) = \frac{1}{\text{Pe}} \Delta \mu^{n+1} \quad (55a)$$

$$\mu^{n+1} = \frac{\beta}{\text{Cn}} (\phi^{n+1} - \phi^n) + \frac{1}{\text{Cn}} f'(\phi^n) - \text{Cn} \Delta \phi^{n+1} - \frac{1}{\hat{\rho}^n} \frac{\partial \hat{\rho}^n}{\partial \phi^n} p^{n+1} \quad (55b)$$

$$\begin{aligned} \rho^n \frac{\mathbf{v}^{n+1} - \mathbf{v}^n}{\Delta t} + \rho^n \mathbf{v}^n \cdot \nabla \mathbf{v}^{n+1} = \\ - \frac{1}{\text{We}} \left(\nabla p^{n+1} + \phi^n \nabla \mu^{n+1} - \frac{1}{\hat{\rho}^n} \frac{\partial \hat{\rho}^n}{\partial \phi^n} p^{n+1} \nabla \phi^n \right) \\ + \frac{1}{\text{Re}} \nabla \cdot \left(2\mathbf{D}^{n+1} - \frac{2}{3} (\nabla \cdot \mathbf{v}^{n+1}) \mathbf{I} \right) - \frac{1}{\text{Fr}^2} \hat{\rho}^n \hat{\mathbf{j}} \end{aligned} \quad (55c)$$

$$\nabla \cdot \mathbf{v}^{n+1} = \frac{\alpha}{\text{Pe}} \Delta \mu^{n+1} \quad (55d)$$

with boundary conditions

$$\nabla \phi^{n+1} \cdot \mathbf{n} = \nabla \mu^{n+1} \cdot \mathbf{n} = 0, \quad \mathbf{v}^{n+1} = \mathbf{0} \quad \text{on } \partial\Omega. \quad (56)$$

Step 3. Update ρ^n to ρ^{n+1} for $n \geq 1$, using the mass conservation equation:

$$\rho^{n+1} = \rho^n - \Delta t \nabla \cdot (\rho^n \mathbf{v}^n). \quad (57)$$

This completes one time step, update n to $n + 1$.

Algorithm 1: Energy-dissipative time-stepping scheme

(ii) mass and phase conserving for all $n = 1, \dots, N-1$ there holds

$$\begin{aligned} \int_{\Omega} \rho^{n+1} d\Omega &= \int_{\Omega} \rho^0 d\Omega, \quad \int_{\Omega} \hat{\rho}^{n+1} d\Omega = \int_{\Omega} \hat{\rho}^0 d\Omega, \quad \text{and} \\ \int_{\Omega} \phi^{n+1} d\Omega &= \int_{\Omega} \phi^0 d\Omega. \end{aligned} \quad (60)$$

Proof.

(i) Our proof of the discrete energy dissipation relation (59) closely follows the derivation for the time-continuous case in the proof of Theorem. 1. By the definition of the energy in (45), we obtain the difference in discrete energies as

$$\begin{aligned} E^{n+1} - E^n &= \int_{\Omega} \frac{1}{2} (\rho^{n+1} |\mathbf{v}^{n+1}|^2 - \rho^n |\mathbf{v}^n|^2) d\Omega \\ &\quad + \int_{\Omega} \frac{1}{\text{We Cn}} (f(\phi^{n+1}) - f(\phi^n)) d\Omega \\ &\quad + \int_{\Omega} \frac{\text{Cn}}{2 \text{We}} (|\nabla \phi^{n+1}|^2 - |\nabla \phi^n|^2) d\Omega \\ &\quad + \int_{\Omega} \frac{1}{\text{Fr}^2} (\hat{\rho}^{n+1} - \hat{\rho}^n) y d\Omega. \end{aligned} \quad (61)$$

For the first term in (61), it holds that

$$\begin{aligned} \int_{\Omega} \frac{1}{2} (\rho^{n+1} |\mathbf{v}^{n+1}|^2 - \rho^n |\mathbf{v}^n|^2) d\Omega &= \\ \int_{\Omega} \frac{1}{2} (\rho^{n+1} - \rho^n) |\mathbf{v}^{n+1}|^2 d\Omega &+ \int_{\Omega} \frac{1}{2} \rho^n (|\mathbf{v}^{n+1}|^2 - |\mathbf{v}^n|^2) d\Omega \end{aligned} \quad (62)$$

by adding and subtracting $\rho^n |\mathbf{v}^{n+1}|^2/2$. Then using (57) and integration by parts on $(\rho^{n+1} - \rho^n) |\mathbf{v}^{n+1}|^2$, we obtain

$$\int_{\Omega} \frac{1}{2} (\rho^{n+1} - \rho^n) |\mathbf{v}^{n+1}|^2 d\Omega = \int_{\Omega} \Delta t \rho^n (\mathbf{v}^n \cdot \nabla) \mathbf{v}^{n+1} \cdot \mathbf{v}^{n+1} d\Omega.$$

Similarly, using the following algebraic identity

$$(a^2 - b^2) = 2a(a - b) - (a - b)^2$$

on $\rho^n (|\mathbf{v}^{n+1}|^2 - |\mathbf{v}^n|^2)/2$ gives

$$\begin{aligned} \int_{\Omega} \frac{1}{2} \rho^n (|\mathbf{v}^{n+1}|^2 - |\mathbf{v}^n|^2) d\Omega &= \\ \int_{\Omega} \rho^n \mathbf{v}^{n+1} \cdot (\mathbf{v}^{n+1} - \mathbf{v}^n) d\Omega &- \int_{\Omega} \frac{1}{2} \rho^n |\mathbf{v}^{n+1} - \mathbf{v}^n|^2 d\Omega. \end{aligned}$$

Thus, the identity (61) can be recast into

$$\begin{aligned}
E^{n+1} - E^n &= \int_{\Omega} \left(\Delta t \rho^n (\mathbf{v}^n \cdot \nabla) \mathbf{v}^{n+1} \cdot \mathbf{v}^{n+1} + \rho^n \mathbf{v}^{n+1} \cdot (\mathbf{v}^{n+1} - \mathbf{v}^n) \right) d\Omega \\
&\quad - \frac{1}{2} \rho^n \|\mathbf{v}^{n+1} - \mathbf{v}^n\|_{L^2}^2 \\
&\quad + \int_{\Omega} \frac{1}{\text{We Cn}} (f(\phi^{n+1}) - f(\phi^n)) d\Omega \\
&\quad + \frac{\text{Cn}}{2 \text{We}} (\|\nabla \phi^{n+1}\|_{L^2}^2 - \|\nabla \phi^n\|_{L^2}^2) \\
&\quad + \int_{\Omega} \frac{1}{\text{Fr}^2} \frac{\partial \hat{\rho}^n}{\partial \phi^n} (\phi^{n+1} - \phi^n) y d\Omega.
\end{aligned} \tag{63}$$

Note that the ultimate terms in (63) and in (61) coincide by virtue of the identities:

$$\hat{\rho}^{n+1} - \hat{\rho}^n = \frac{1}{2} \left(1 + \frac{\rho_2}{\rho_1} \right) (\phi^{n+1} - \phi^n) = \frac{\partial \hat{\rho}^n}{\partial \phi^n} (\phi^{n+1} - \phi^n). \tag{64}$$

Next, we employ the time-stepping scheme (55a)-(55d). By multiplying phase equation (55a) with $\frac{\Delta t}{\text{We}} (\mu^{n+1} + \frac{1}{\hat{\rho}^n} \frac{\partial \hat{\rho}^n}{\partial \phi^n} p^{n+1}) + \frac{\Delta t}{\text{Fr}^2} \frac{\partial \hat{\rho}^n}{\partial \phi^n} y$, integrating over the domain and invoking integration by parts, we obtain

$$\begin{aligned}
&\int_{\Omega} \frac{1}{\text{We}} \left(\mu^{n+1} + \frac{1}{\hat{\rho}^n} \frac{\partial \hat{\rho}^n}{\partial \phi^n} p^{n+1} \right) \left((\phi^{n+1} - \phi^n) + \Delta t \nabla \cdot (\phi^n \mathbf{v}^{n+1}) \right) d\Omega \\
&+ \int_{\Omega} \frac{1}{\text{Fr}^2} \frac{\partial \hat{\rho}^n}{\partial \phi^n} y \left((\phi^{n+1} - \phi^n) + \Delta t \nabla \cdot (\phi^n \mathbf{v}^{n+1}) \right) d\Omega \\
&= - \frac{\Delta t}{\text{Pe We}} \|\nabla \mu^{n+1}\|_{L^2}^2 \\
&+ \int_{\Omega} \left(\frac{1}{\text{We}} \frac{1}{\hat{\rho}^n} \frac{\partial \hat{\rho}^n}{\partial \phi^n} p^{n+1} + \frac{1}{\text{Fr}^2} \frac{\partial \hat{\rho}^n}{\partial \phi^n} y \right) \frac{\Delta t}{\text{Pe}} \Delta \mu^{n+1} d\Omega.
\end{aligned} \tag{65}$$

Multiplying (55b) by $-(\phi^{n+1} - \phi^n)/\text{We}$, integrating over the domain and using integration by parts, we obtain

$$\begin{aligned}
&- \int_{\Omega} \frac{1}{\text{We}} \mu^{n+1} (\phi^{n+1} - \phi^n) d\Omega \\
&= - \frac{\beta}{\text{We Cn}} \|\phi^{n+1} - \phi^n\|_{L^2}^2 - \int_{\Omega} \frac{1}{\text{We Cn}} f'(\phi^n) (\phi^{n+1} - \phi^n) d\Omega \\
&- \frac{\text{Cn}}{\text{We}} \|\nabla \phi^{n+1}\|_{L^2}^2 + \int_{\Omega} \frac{\text{Cn}}{\text{We}} (\nabla \phi^{n+1} \cdot \nabla \phi^n) d\Omega \\
&+ \int_{\Omega} \frac{1}{\text{We}} (\phi^{n+1} - \phi^n) \frac{1}{\hat{\rho}^n} \frac{\partial \hat{\rho}^n}{\partial \phi^n} p^{n+1} d\Omega
\end{aligned} \tag{66}$$

Then, multiplying (55c) by $\Delta t \mathbf{v}^{n+1}$, integrating over the domain and using integration by parts, it follows that

$$\begin{aligned} & \int_{\Omega} \left(\rho^n \mathbf{v}^{n+1} \cdot (\mathbf{v}^{n+1} - \mathbf{v}^n) + \Delta t \rho^n (\mathbf{v}^n \cdot \nabla) \mathbf{v}^{n+1} \cdot \mathbf{v}^{n+1} \right) d\Omega \\ &= - \int_{\Omega} \frac{\Delta t}{\text{We}} \left(\nabla p^{n+1} + \phi^n \nabla \mu^{n+1} - \frac{1}{\hat{\rho}^n} \frac{\partial \hat{\rho}^n}{\partial \phi^n} p^{n+1} \nabla \phi^n \right) \cdot \mathbf{v}^{n+1} d\Omega \\ & - \frac{\Delta t}{\text{Re}} \|\nabla \mathbf{v}^{n+1}\|_{L^2}^2 - \frac{\Delta t}{3\text{Re}} \|\nabla \cdot \mathbf{v}^{n+1}\|_{L^2}^2 - \int_{\Omega} \frac{\Delta t}{\text{Fr}^2} \hat{\rho}^n \hat{\mathbf{j}} \cdot \mathbf{v}^{n+1} d\Omega \end{aligned} \quad (67)$$

Finally, multiplying (55d) by $-\frac{\Delta t}{\alpha} \left(\frac{1}{\text{We}} \frac{1}{\hat{\rho}^n} \frac{\partial \hat{\rho}^n}{\partial \phi^n} p^{n+1} + \frac{1}{\text{Fr}^2} \frac{\partial \hat{\rho}^n}{\partial \phi^n} y \right)$ and integrating over the domain, we have

$$\begin{aligned} & - \int_{\Omega} \frac{\Delta t}{\alpha} \left(\frac{1}{\text{We}} \frac{1}{\hat{\rho}^n} \frac{\partial \hat{\rho}^n}{\partial \phi^n} p^{n+1} + \frac{1}{\text{Fr}^2} \frac{\partial \hat{\rho}^n}{\partial \phi^n} y \right) (\nabla \cdot \mathbf{v}^{n+1}) d\Omega \\ &= - \int_{\Omega} \frac{\Delta t}{\text{Pe}} \left(\frac{1}{\text{We}} \frac{1}{\hat{\rho}^n} \frac{\partial \hat{\rho}^n}{\partial \phi^n} p^{n+1} + \frac{1}{\text{Fr}^2} \frac{\partial \hat{\rho}^n}{\partial \phi^n} y \right) \Delta \mu^{n+1} d\Omega \end{aligned} \quad (68)$$

Collecting the results in (65)-(68)

$$\begin{aligned} & \int_{\Omega} \left(\rho^n \mathbf{v}^{n+1} \cdot (\mathbf{v}^{n+1} - \mathbf{v}^n) + \Delta t \rho^n (\mathbf{v}^n \cdot \nabla) \mathbf{v}^{n+1} \cdot \mathbf{v}^{n+1} \right) d\Omega \\ &+ \int_{\Omega} \frac{1}{\text{Fr}^2} \frac{\partial \hat{\rho}^n}{\partial \phi^n} (\phi^{n+1} - \phi^n) y d\Omega \\ &= - \frac{\Delta t}{\text{Re}} \|\nabla \mathbf{v}^{n+1}\|_{L^2}^2 - \frac{\Delta t}{3\text{Re}} \|\nabla \cdot \mathbf{v}^{n+1}\|_{L^2}^2 - \frac{\Delta t}{\text{Pe We}} \|\nabla \mu^{n+1}\|_{L^2}^2 \\ & - \frac{\text{Cn}}{\text{We}} \|\nabla \phi^{n+1}\|_{L^2}^2 + \int_{\Omega} \frac{\text{Cn}}{\text{We}} (\nabla \phi^{n+1} \cdot \nabla \phi^n) d\Omega \\ & - \int_{\Omega} \frac{1}{\text{We Cn}} f'(\phi^n) (\phi^{n+1} - \phi^n) d\Omega - \frac{\beta}{\text{We Cn}} \|\phi^{n+1} - \phi^n\|_{L^2}^2 \\ &+ \int_{\Omega} \frac{\Delta t}{\text{We}} \left(-\nabla p^{n+1} \cdot \mathbf{v}^{n+1} + \frac{1}{\hat{\rho}^n} \frac{\partial \hat{\rho}^n}{\partial \phi^n} p^{n+1} (-\phi^n \nabla \cdot \mathbf{v}^{n+1} + \frac{1}{\alpha} \nabla \cdot \mathbf{v}^{n+1}) \right) d\Omega \\ &+ \int_{\Omega} \frac{\Delta t}{\text{Fr}^2} \left(-\hat{\rho}^n \hat{\mathbf{j}} \cdot \mathbf{v}^{n+1} - \frac{\partial \hat{\rho}^n}{\partial \phi^n} y \left(\nabla \cdot (\phi^n \mathbf{v}^{n+1}) - \frac{1}{\alpha} \nabla \cdot \mathbf{v}^{n+1} \right) \right) d\Omega. \end{aligned} \quad (69)$$

In (69), due to the relation (15), the penultimate and the ultimate terms in the right vanish (analogous to their continuous counterparts in (52)). By replacing the first and the last terms in (63) in accordance with (69), we obtain

$$\begin{aligned}
E^{n+1} - E^n &= -\frac{\Delta t}{\text{Re}} \|\nabla \mathbf{v}^{n+1}\|_{L^2}^2 - \frac{\Delta t}{3\text{Re}} \|\nabla \cdot \mathbf{v}^{n+1}\|_{L^2}^2 - \frac{\Delta t}{\text{Pe We}} \|\nabla \mu^{n+1}\|_{L^2}^2 \\
&\quad - \frac{1}{2} \rho^n \|\mathbf{v}^{n+1} - \mathbf{v}^n\|_{L^2}^2 - \frac{\text{Cn}}{2\text{We}} \|\nabla(\phi^{n+1} - \phi^n)\|_{L^2}^2 \\
&\quad + \int_{\Omega} \frac{1}{\text{We Cn}} \left(-f'(\phi^n)(\phi^{n+1} - \phi^n) + f(\phi^{n+1}) - f(\phi^n) \right) d\Omega \\
&\quad - \frac{\beta}{\text{We Cn}} \|\phi^{n+1} - \phi^n\|_{L^2}^2. \tag{70}
\end{aligned}$$

To derive (70), we have also simplified the summation of the third term on the right hand side of (63) together with the fourth and the fifth terms on the right hand side of (69), which writes

$$\begin{aligned}
&\frac{\text{Cn}}{2\text{We}} (\|\nabla \phi^{n+1}\|_{L^2}^2 - \|\nabla \phi^n\|_{L^2}^2) - \frac{\text{Cn}}{\text{We}} \|\nabla \phi^{n+1}\|_{L^2}^2 \\
&+ \int_{\Omega} \frac{\text{Cn}}{\text{We}} (\nabla \phi^{n+1} \cdot \nabla \phi^n) d\Omega = -\frac{\text{Cn}}{2\text{We}} \|\nabla(\phi^{n+1} - \phi^n)\|_{L^2}^2. \tag{71}
\end{aligned}$$

Finally, we use Taylor expansion on the double-well function $f(\phi)$ to obtain the identity:

$$f(\phi^{n+1}) - f(\phi^n) = f'(\phi^n)(\phi^{n+1} - \phi^n) + \frac{f''(\xi^n)}{2}(\phi^{n+1} - \phi^n)^2$$

for some $\xi^n \in [\phi^n, \phi^{n+1}]$ and for all ϕ^{n+1} . For the double-well function in (33), it holds that:

$$\max_{\phi \in \mathbb{R}} |f''(\phi)| \leq 2.$$

From (70), we then infer the following bound:

$$\begin{aligned}
E^{n+1} - E^n &\leq -\frac{\Delta t}{\text{Re}} \|\nabla \mathbf{v}^{n+1}\|_{L^2}^2 - \frac{\Delta t}{3\text{Re}} \|\nabla \cdot \mathbf{v}^{n+1}\|_{L^2}^2 - \frac{\Delta t}{\text{Pe We}} \|\nabla \mu^{n+1}\|_{L^2}^2 \\
&\quad - \frac{1}{2} \rho^n \|\mathbf{v}^{n+1} - \mathbf{v}^n\|_{L^2}^2 - \frac{\text{Cn}}{2\text{We}} \|\nabla(\phi^{n+1} - \phi^n)\|_{L^2}^2 \\
&\quad - \frac{\beta - 1}{\text{We Cn}} \|\phi^{n+1} - \phi^n\|_{L^2}^2 \leq 0. \tag{72}
\end{aligned}$$

The bound (72) implies the desired discrete dissipation law (59). Let us note that in the above proof we have not imposed any conditions on Δt .

(ii) Integrating (57) over the domain Ω , applying the divergence theorem and the homogeneous boundary condition for velocity, we get

$$\int_{\Omega} (\rho^{n+1} - \rho^n) d\Omega = \int_{\Omega} -\Delta t \nabla \cdot (\rho^n \mathbf{v}^n) d\Omega = \int_{\partial\Omega} -\Delta t \rho^n \mathbf{v}^n \cdot \mathbf{n} dS = 0. \tag{73}$$

Similarly, integrating (64) over the domain, using (55a) and (55d) together with the discrete version of (15) and applying the boundary conditions in (56) give

$$\begin{aligned}
\int_{\Omega} (\hat{\rho}^{n+1} - \hat{\rho}^n) d\Omega &= \frac{\partial \hat{\rho}^n}{\partial \phi^n} \int_{\Omega} (\phi^{n+1} - \phi^n) d\Omega \\
&= \frac{\partial \hat{\rho}^n}{\partial \phi^n} \int_{\Omega} (-\Delta t \nabla \cdot (\phi^n \mathbf{v}^{n+1}) + \frac{\Delta t}{\text{Pe}} \Delta \mu^{n+1}) d\Omega \\
&= \frac{\partial \hat{\rho}^n}{\partial \phi^n} \int_{\Omega} (-\Delta t \nabla \cdot (\phi^n \mathbf{v}^{n+1}) + \frac{\Delta t}{\alpha} \nabla \cdot \mathbf{v}^{n+1}) d\Omega \\
&= \int_{\Omega} -\Delta t \nabla \cdot (\hat{\rho}^n \mathbf{v}^{n+1}) d\Omega = \int_{\partial\Omega} -\Delta t \hat{\rho}^n \mathbf{v}^{n+1} \cdot \mathbf{n} dS = 0.
\end{aligned} \tag{74}$$

Then, (60) follows by induction on (73) and (74). \square

Remark 11. Compared to the continuous dissipation relation (47), the discrete energy dissipation (72) has additional artificial dissipation terms due to the backward Euler method and the stabilizing term, which are $-\frac{1}{2}\rho^n \|\mathbf{v}^{n+1} - \mathbf{v}^n\|_{L^2}^2 - \frac{\text{Cn}}{2\text{We}} \|\nabla(\phi^{n+1} - \phi^n)\|_{L^2}^2$ and $-\frac{\beta-1}{\text{WeCn}} \|\phi^{n+1} - \phi^n\|_{L^2}^2$, respectively. Gravity does not contribute to the dissipation, neither in the continuous dissipation relation (47) nor in the time-discrete dissipation relation (72).

Remark 12. In (55b), any choice of $\beta \geq 1$ yields a non-unique splitting of $f(\phi)$ in a similar manner as in [14]. That is, for the splitting, the truncated $f(\phi)$ can be composed of a convex (contractive) and a concave (expansive) part according to $f = f_c - f_e$, where both functions f_c and f_e are convex. Particularly, in our computations we choose $\beta = 2$ which reduces the stabilization into the linearly stabilized splitting also proposed in [14] according to:

$$f_c - f_e = \begin{cases} (\phi^2 + \frac{1}{4}) - (-2\phi - \frac{3}{4}), & \phi < -1 \\ (\phi^2 + \frac{1}{4}) - (\frac{3}{2}\phi^2 - \frac{1}{4}\phi^4), & \phi \in [-1, 1] \\ (\phi^2 + \frac{1}{4}) - (2\phi - \frac{3}{4}), & \phi > 1, \end{cases} \tag{75}$$

which also leads to a linearly implicit algorithm.

Remark 13. A fully discrete scheme can be obtained using a finite element method in the weak form (46a)-(46d) with (44e) and (44f). For analyses of fully discrete schemes, the interested reader is referred to [15, 17].

4. Numerical Experiments

In this section, we present numerical experiments using our semi-implicit, linear, energy dissipative scheme according to Algorithm 1. We consider 2D test cases with matching and variable densities and show the unconditional stability in discrete energy dissipation for large time step sizes. We also consider a falling droplet to test the scheme with gravity. The parameters that are used for the numerical simulations are listed below in Table 1.

Example 1	Cn=0.01	We=0.45	Pe=4.5	Re=100	Fr ² =0
Example 2	Cn=0.0625	We=0.45	Pe=4.5	Re=100	Fr ² =0
Example 3	Cn=0.03	We=2.5	Pe=20000	Re=1.7	Fr ² =0.1

Table 1: Parameters for the test cases

In the computations, for the spatial discretization, we use $\mathbb{P}_1 - \mathbb{P}_1$ finite-elements for the phase variables ϕ and μ and $\mathbb{P}_2 - \mathbb{P}_1$ Taylor-Hood elements for velocity \mathbf{v} and pressure p on uniform meshes with square elements. For time discretization, the stabilizing term is taken $\beta = 2$ and we apply homogeneous Neumann and homogeneous Dirichlet boundary conditions to ϕ , μ and \mathbf{v} , respectively; in (38). We also take zero initial velocity: $\mathbf{v}_0(\mathbf{x}) = \mathbf{0}$. The initial conditions for the phase variable, ϕ are determined on the basis of the initial fluid volumes.

4.1. Example 1: Coalescence for various density ratios

The goal of this test case is to investigate the time scheme for varying density ratios, $\rho_2 : \rho_1$. To this end, we consider the coalescence of two sufficiently close but non-touching droplets in a domain $\Omega = (0, 1)^2$ with time step size $\Delta t = 0.05$ for a matched density case with $\rho_2 : \rho_1 = 1 : 1$ and a very large density-ratio scenario with two heavier droplets set in a lighter ambient medium with $\rho_2 : \rho_1 = 1 : 1000$. For both cases, we ignore the effect of gravity. The other parameters are listed in Table 1. We set the initial condition

$$\phi_0(\mathbf{x}) = 1 - \sum_{i=1}^2 \tanh \left(\frac{\sqrt{(x-x_i)^2 + (y-y_i)^2} - r_i}{\text{Cn} \sqrt{2}} \right)$$

where the center of the big and small droplets are $(x_1, y_1) = (0.4, 0.5)$ and $(x_2, y_2) = (0.78, 0.5)$, respectively, with the radii $r_1 = 0.25$ and $r_2 = 0.1$. We cover Ω with a spatial mesh composed of 128^2 uniform elements, which serves us a support structure for the finite element spaces detailed above.

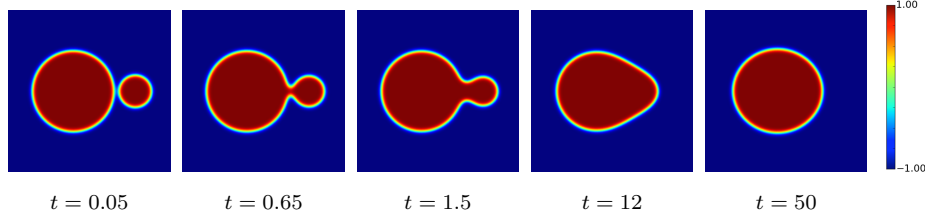


Figure 1: Droplet coalescence for matched densities: Evolution of phase variable, ϕ with density ratio $\rho_2 : \rho_1 = 1 : 1$, from $t = 0.05$ to 50, $\text{Cn} = 0.01$, $\text{We} = 0.45$, $\text{Pe} = 4.5$, $\text{Re} = 100$, $\text{Fr}^2 = 0$ and $\Delta t = 0.05$

Figure 1 and the top row of Figure 2 present the evolution of the phase variable for the matched and the non-matched densities, respectively, from $t = 0.05$ to 50. It can be observed that both for the matched and non-matched density cases, the droplets merge and form a circular droplet. The initial merges can be attributed to diffusion, while the evolution to a stationary circular shape is due to capillary forces which have the effect of minimizing surface area.

The divergence of the mixture velocity for the non-matched density case is also displayed in Figure 2. The corresponding plots illustrate the quasi-incompressible behavior. A non-zero divergence for the mixture velocity can be observed, i.e. $\nabla \cdot \mathbf{v} \neq 0$ at the moving interface, where compressible mixing of phases occurs. In the pure phases away from the interface, for which the individual components are incompressible, we indeed observe that $\nabla \cdot \mathbf{v} = 0$. For the matching density case, on the contrary, the incompressibility condition is satisfied at the interface as well as in the pure phases up to the

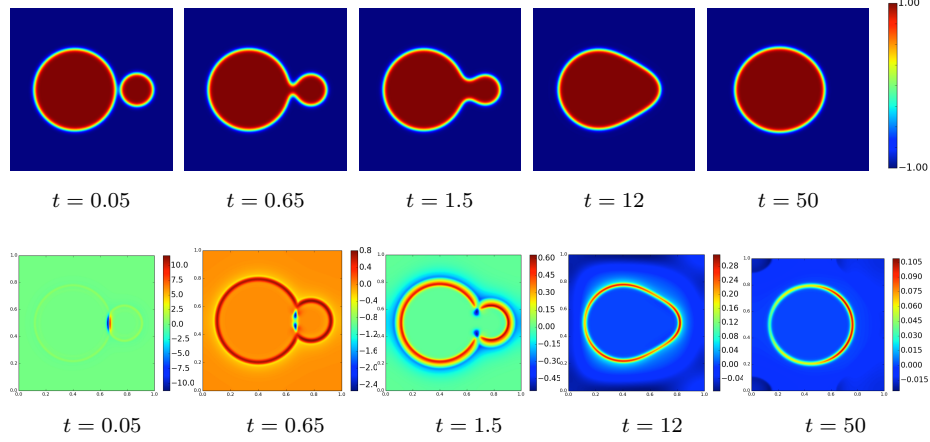


Figure 2: Droplet coalescence for non-matched densities: Evolution of phase variable, ϕ (top) and divergence of mixture velocity (bottom) with density ratio $\rho_2 : \rho_1 = 1 : 1000$, from $t = 0.05$ to 50, $Cn = 0.01$, $We = 0.45$, $Pe = 4.5$, $Re = 100$, $Fr^2 = 0$ and $\Delta t = 0.05$

discretization error (results are not displayed).

Figure 3 presents discrete mass and energy plots corresponding to evolution in Figure 2. The total mass is preserved in time in accordance with Theorem 2. The energy is indeed non-increasing in accordance with the discrete energy dissipation property of the scheme according to Theorem 2.

4.2. Example 2: Breakup of two droplets with large time step size

This test case serves to study the stability of the scheme in Algorithm 1 for large time steps. We consider a rectangular domain $\Omega = (-2, 2) \times (-4, 4)$. The domain is covered with a mesh composed of 75×150 elements, which again supports finite-element approximation spaces as before. The considered setup pertains to breakup of two droplets of identical size connected by a thin bridge. We take the dimensionless parameters as presented Table 1.

Figure 4 shows snapshots of the simulation at different times. The bridge connecting the two droplets breaks up due to surface tension and the droplets become circular in time during which surface area decreases.

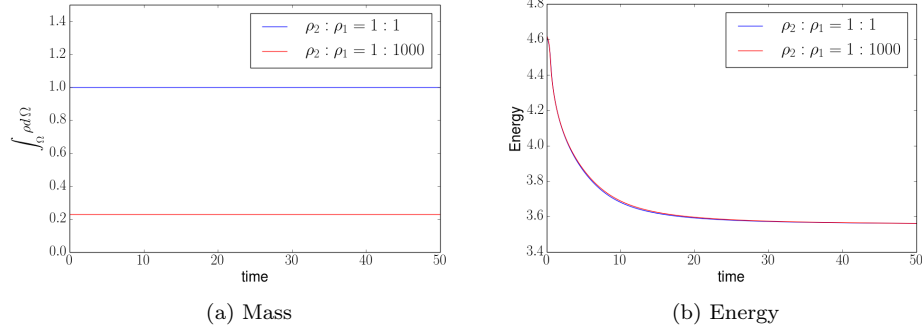


Figure 3: Droplet coalescence for matched densities $\rho_2 : \rho_1 = 1 : 1$ and non-matched densities $\rho_2 : \rho_1 = 1 : 1000$: conservation of mass and dissipation of energy for matched and variable densities

The evolution of the energy for various time-step sizes is presented in Figure 5. In (a), the energy evolution is presented for very large time step sizes. It is important to note that the time-integration scheme dissipates the energy even at such very large time steps, in accordance with Theorem 2. The red dissipation curve in (a) corresponds to the simulation presented in Figure 4. For all dissipation curves in (a), we observe a stronger dissipation in the beginning and then the dissipation rate decreases. The initial dissipation rate signals the topological change by which the connected domain transforms into two disjoint domains. The asymptotic dissipation rate as $t \rightarrow \infty$ corresponds to the two droplets assuming a circular shape and the corresponding decrease in their surface area. Note that for diffuse interface problems of NSCH type the time step sizes in (a) are relatively large, since typical time step sizes for this type of problems in the literature are order of 10^{-3} . Therefore, our scheme provide a strong basis for time adaptivity due to the stable results obtained with large time step sizes. In Figure 5(b), we consider the energy dissipation of the time-integration scheme in the limit $\Delta t \rightarrow 0$. To this end, we plot the energy versus time for $\Delta t = \{10^{-6}, \dots, 10^{-3}\}$. One can observe that the energy evolution converges as $\Delta t \rightarrow 0$ and that small but finite dissipation remains in this limit,

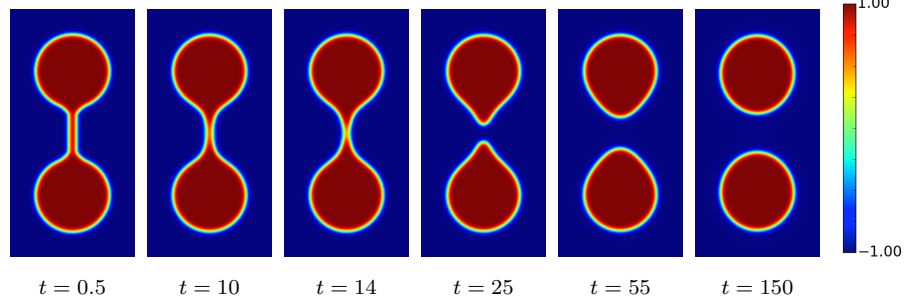


Figure 4: Breakup of two droplets with large time step size: Evolution of phase variable, ϕ with density ratio $\rho_2 : \rho_1 = 1 : 1000$ from $t = 0.5$ to 150, $Cn = 0.0625$, $We = 0.45$, $Pe = 4.5$, $Re = 100$, $Fr^2 = 0$ and $\Delta t = 0.5$

in accordance with the energy dissipation of the underlying continuum problem. The total mass is also preserved independent of the time step size (results not displayed).

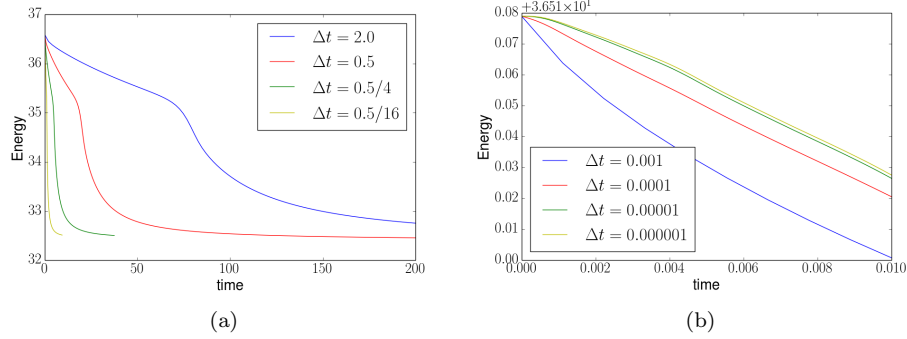


Figure 5: Breakup of two droplets with large time step size: Dissipation of energy for density ratio of $\rho_2 : \rho_1 = 1 : 1000$ and with different time step sizes

4.3. Example 3: Pinching Droplet

In this test case, we explore the time-integration scheme subject to the effect of gravity. We consider a domain $\Omega = (-0.3, 0.3) \times (-0.8, 0.8)$ composed of 60×200 uniform square elements supporting the previously defined finite-element

approximation spaces. Note that the computational domain is restricted to the right half of Ω in view of symmetry. The initial condition corresponds to a droplet attached to the top boundary:

$$\phi_0(\mathbf{x}) = -\tanh\left(\frac{\sqrt{x^2 + (y - 2.9)^2} - 0.35}{Cn\sqrt{2}}\right)$$

and the parameters are taken as introduced in Table 1.

For this example, we set the density ratio $\rho_2 : \rho_1 = 1 : 2.5$. Since at large density ratios the condition $\rho^n > 0$ can be violated for the chosen time step size.

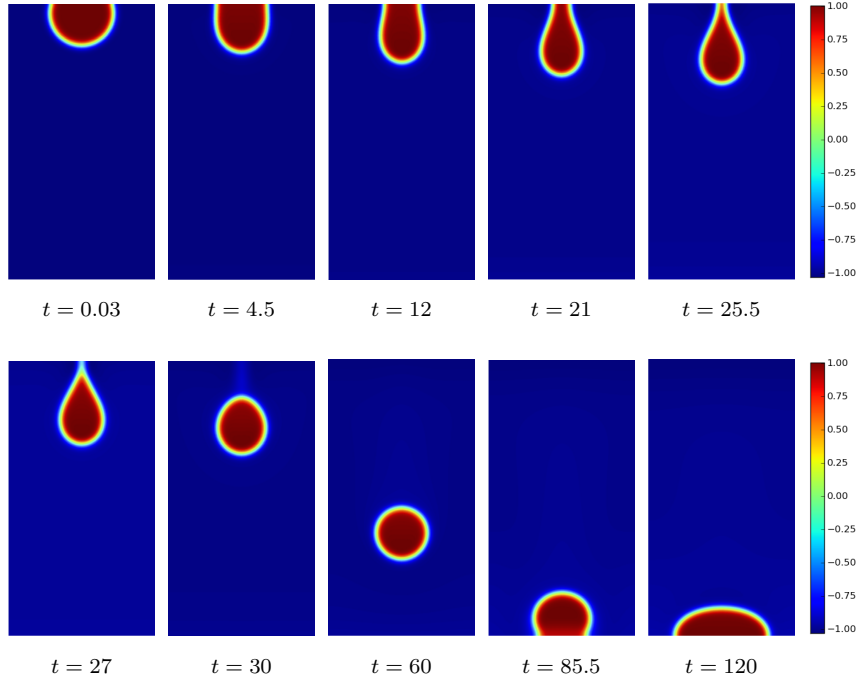


Figure 6: Pinching droplet: Evolution of phase variable, ϕ with density ratio $\rho_2 : \rho_1 = 1 : 2.5$ from $t = 0.03$ to 120, $Cn = 0.03$, $We = 2.5$, $Pe = 20000$, $Re = 1.7$, $Fr^2 = 0.1$ and $\Delta t = 0.03$

The evolution of the falling droplet is presented in Figure 6. Initially, the droplet is attached to the upper wall. In time, due to gravity it moves downward

and after detaching from the upper wall it continues its vertical movement as an almost circular shaped droplet. Upon reaching the bottom boundary, the droplet spreads under the Neumann boundary condition for the phase variable ϕ , and assumes an ellipsoidal shape as $t \rightarrow \infty$, which corresponds to the equilibrium shape under gravity.

5. Conclusion

In this paper, we presented two new forms of a diffuse interface Navier–Stokes Cahn–Hilliard model for binary fluids with distinct densities. The model is based on the assumption that the fluids are individually incompressible but their partial mixture shows a quasi-incompressible character. Accordingly, the mixture velocity is generally non-solenoidal. We presented a time-integration scheme for the model that is linearly implicit, energy stable and mass and phase conserving independent of the time-step size. Central to the energy dissipation property of the time-integration scheme we made use of two distinct but compatible definitions of the mixture density. We conducted numerical experiments for breakup and coalescence of droplets and for a falling droplet subject to gravity. The results verify the energy dissipation and mass and phase conservation properties of the time-scheme for high density ratios and large time step sizes. In the computations, compatible with the continuous model, a non-zero velocity divergence is observed near the interface due to the mixing between the incompressible components of the fluid.

We view the work presented in this paper as preparatory to time and space adaptivity, using the unconditional energy-dissipation property of the scheme. Adaptivity provides a basis for investigating complicated multiscale features such as satellite droplets.

Acknowledgements

The support of this work by NanoNextNL, a micro and nanotechnology consortium of the Government of the Netherlands and 130 partners, is gratefully

acknowledged. The authors would like to express their thanks to Gertjan van Zwieten for his help with the numerical implementations in the Nutils software (Nutils.org). The second author acknowledges support by the Netherlands Organisation for Scientific Research (NWO) via the Innovational Research Incentives Scheme (IRIS), Veni grant 639.031.033.

References

References

- [1] H. ABELS, *Existence of weak solutions for a diffuse interface model for viscous, incompressible fluids with general densities*, Commun. Math. Phys., 289 (2009), pp. 45–73.
- [2] H. ABELS, H. GARCKE, AND G. GRÜN, *Thermodynamically consistent, frame indifferent diffuse interface models for incompressible two-phase flows with different densities*, Math. Models Methods Appl. Sci., 22 (2012), pp. 1150013–1–40.
- [3] G. L. AKI, W. DREYER, J. GIESSELMANN, AND C. KRAUS, *A quasi-incompressible diffuse interface model with phase transition*, Math. Models Methods Appl. Sci., 24 (2014), pp. 827–861.
- [4] D. M. ANDERSON, G. B. MCFADDEN, AND A. A. WHEELER, *Diffuse-interface methods in fluid mechanics*, Annu. Rev. Fluid Mech., 30 (1998), pp. 139–165.
- [5] ———, *A phase-field model of solidification with convection*, Phys. D, 135 (2000), pp. 175 – 194.
- [6] R. BOWEN, *Theory of mixtures*, in Continuum Physics, A. Eringen, ed., vol. III: Mixtures and EM Field Theories, Academic Press, 1976, pp. 1–127.
- [7] F. BOYER, *A theoretical and numerical model for the study of incompressible mixture flows*, Comput. & Fluids, 31 (2002), pp. 41 – 68.

- [8] F. BOYER, C. LAPUERTA, S. MINJEAUD, B. PIAR, AND M. QUINTARD, *Cahn-Hilliard/Navier-Stokes model for the simulation of Three-Phase flows*, Trans. in Porous Media, 82 (2010), pp. 463–483.
- [9] J. W. CAHN AND J. E. HILLIARD, *Free energy of a nonuniform system. I. Interfacial free energy*, J. Chem. Phys., 28 (1958), pp. 258–267.
- [10] B. D. COLEMAN AND W. NOLL, *The thermodynamics of elastic materials with heat conduction and viscosity*, Arch. Ration. Mech. Anal., 13 (1963), pp. 167–178.
- [11] H. DING, P. D. SPELT, AND C. SHU, *Diffuse interface model for incompressible two-phase flows with large density ratios*, J. Comput. Phys., 226 (2007), pp. 2078–2095.
- [12] C. M. ELLIOTT, *The Cahn–Hilliard model for the kinetics of phase separation*, in Mathematical Models for Phase Change Problems: Proceedings of the European Workshop held at Óbidos, Portugal, October 1–3, 1988, J. Rodrigues, ed., vol. 88 of International Series of Numerical Mathematics, Basel, 1989, Birkhäuser, pp. 35–73.
- [13] C. M. ELLIOTT AND S. ZHENG, *On the Cahn–Hilliard equation*, Arch. Ration. Mech. Anal., 96 (1986), pp. 339–357.
- [14] D. EYRE, *An unconditionally stable one-step scheme for gradient systems*, tech. rep., Department of Mathematics, University of Utah, Salt Lake City, Utah, USA, 1997. unpublished.
- [15] X. FENG, *Fully discrete finite element approximations of the navier–stokes–cahn–hilliard diffuse interface model for two-phase fluid flows*, SIAM J. Numer. Anal., 44 (2006), pp. 1049–1072.
- [16] H. GARCKE, M. HINZE, AND C. KAHLE, *A stable and linear time discretization for a thermodynamically consistent model for two-phase incompressible flow*, tech. rep., arXiv:1402.6524v1, 2014.

- [17] J. GIESELMANN AND T. PRYER, *Energy consistent discontinuous galerkin methods for a quasi-incompressible diffuse two phase flow model*, arXiv preprint arXiv:1307.8248, (2013).
- [18] H. GOMEZ AND T. J. R. HUGHES, *Provably unconditionally stable, second-order time-accurate, mixed variational methods for phase-field models*, J. Comput. Phys., 230 (2011), pp. 5310–5327.
- [19] H. GOMEZ AND K. G. VAN DER ZEE, *Computational phase-field modeling*, in Encyclopedia of Computational Mechanics, Second Edition, E. Stein, R. de Borst and T.J.R. Hughes, eds., (2016). to appear.
- [20] J.-L. GUERMOND AND L. QUARTAPELLE, *A projection FEM for variable density incompressible flows*, J. Comput. Phys., 165 (2000), pp. 167 – 188.
- [21] Z. GUO, P. LIN, AND J. S. LOWENGRUB, *A numerical method for the quasi-incompressible Cahn-Hilliard Navier-Stokes equations for variable density flows with a discrete energy law*, J. Comput. Phys., 276 (2014), pp. 486 – 507.
- [22] M. E. GURTIN, *Generalized Ginzburg–Landau and Cahn–Hilliard equations based on a microforce balance*, Phys. D, 92 (1996), pp. 178–192.
- [23] M. E. GURTIN, E. FRIED, AND L. ANAND, *The Mechanics and Thermodynamics of Continua*, Cambridge University Press, Cambridge, 2010.
- [24] M. E. GURTIN, D. POLIGNONE, AND J. VIÑALS, *Two-phase binary fluids and immiscible fluids described by an order parameter*, Math. Models Methods Appl. Sci., 6 (1996), pp. 815–832.
- [25] D. HAN AND X. WANG, *A second order in time, uniquely solvable, unconditionally stable numerical scheme for Cahn-Hilliard-Navier-Stokes equation*, JCP, 290 (2015), pp. 139 – 156.
- [26] P. C. HOHENBERG AND B. I. HALPERIN, *Theory of dynamic critical phenomena*, Rev. Mod. Phys., 49 (1977), pp. 435–479.

- [27] Z. HU, S. M. WISE, C. WANG, AND J. S. LOWENGRUB, *Stable and efficient finite-difference nonlinear-multigrid schemes for the phase field crystal equation*, J. Comput. Phys., 228 (2009), pp. 5323–5339.
- [28] J. KIM, *Phase-field models for multi-component fluid flows*, Commun. Comput. Phys, 12 (2012), pp. 613–661.
- [29] J. KIM, K. KANG, AND J. LOWENGRUB, *Conservative multigrid methods for Cahn–Hilliard fluids*, J. Comput. Phys., 193 (2004), pp. 511–543.
- [30] J. KIM AND J. LOWENGRUB, *Phase field modeling and simulation of three-phase flows*, Interfaces Free Bound., 7 (2005), pp. 435–466.
- [31] D. J. KORTEWEG, *Sur la forme que prennent les équations des mouvements des fluides si l'on tient compte des forces capillaires par des variations de densité*, Arch. Néer. Sci. Exactes Sér. II, 6 (1901), pp. 1–24.
- [32] J. S. LOWENGRUB AND L. TRUSKINOVSKY, *Quasi-incompressible Cahn–Hilliard fluids and topological transitions*, Proc. R. Soc. Lond. Ser. A Math. Phys. Eng. Sci., 454 (1998), pp. 2617–2654.
- [33] S. MINJEAUD, *An unconditionally stable uncoupled scheme for a triphasic Cahn–Hilliard/Navier–Stokes model*, Numer. Methods Partial Differential Equations, 29 (2013), pp. 584–618.
- [34] J. T. ODEN, A. HAWKINS, AND S. PRUDHOMME, *General diffuse-interface theories and an approach to predictive tumor growth modeling*, Math. Models Methods Appl. Sci., 20 (2010), pp. 477–517.
- [35] J. SHEN AND X. YANG, *Energy stable schemes for cahn–hilliard phase–field model of two–phase incompressible flows*, Chin. Ann. Math., 31B (2010), pp. 743–758.
- [36] ———, *A phase-field model and its numerical approximation for two-phase incompressible flows with different densities and viscosities*, SIAM J. Sci. Comput., 32 (2010), pp. 1159–1179.

- [37] G. SIMSEK, X. WU, K. VAN DER ZEE, AND E. VAN BRUMMELEN, *Duality-based two-level error estimation for time-dependent pdes: Application to linear and nonlinear parabolic equations*, Comput. Methods Appl. Mech. Engrg., 288 (2015), pp. 83 – 109.
- [38] E. H. VAN BRUMMELEN, M. SHOKRPOUR-ROUDBARI, AND G. J. VAN ZWIETEN, *Elasto-capillarity simulations based on the Navier-Stokes-Cahn-Hilliard Equations*, tech. rep., arXiv:1510.02441, 2015.
- [39] J. D. VAN DER WAALS, *The thermodynamic theory of capillarity under the hypothesis of a continuous variation of density*, J. Stat. Phys., 20 (1979), pp. 197–244. Originally published (in Dutch) in Verhandel. Konink. Akad. Weten. Amsterdam (Sect. 1), Vol. 1, No. 8 (1893).
- [40] S. M. WISE, C. WANG, AND J. S. LOWENGRUB, *An energy-stable and convergent finite-difference scheme for the phase field crystal equation*, SIAM J. Numer. Anal., 47 (2009), pp. 2269–2288.
- [41] X. WU, G. J. VAN ZWIETEN, AND K. G. VAN DER ZEE, *Stabilized second-order splitting schemes for Cahn-Hilliard models with application to diffuse-interface tumor-growth models*, Int. J. Numer. Meth. Biomed. Engng., 30 (2014), pp. 180–203.