

Leggett–Garg inequality violations with a large ensemble of qubits

Neill Lambert,^{1,*} Kamanasish Debnath,^{1,2} Anton Frisk Kockum,¹

George C. Knee,^{3,4,5} William J. Munro,³ and Franco Nori^{1,6}

¹*CEMS, RIKEN, Wako-shi, Saitama 351-0198, Japan*

²*Amity Institute of Applied Sciences, Amity University, Noida - 201303 (U.P.), India*

³*NTT Basic Research Laboratories, NTT Corporation,*

3-1 Morinosato Wakamiya, Atsugi, Kanagawa 243-0198, Japan

⁴*Department of Materials, University of Oxford, Parks Road, Oxford OX1 3PH, United Kingdom*

⁵*Department of Physics, University of Warwick, Gibbet Hill Road, Coventry CV4 7AL, United Kingdom*

⁶*Department of Physics, University of Michigan, Ann Arbor, Michigan 48109-1040, USA*

(Dated: August 26, 2021)

We investigate how discrete internal degrees of freedom in a quasi-macroscopic system affect the violation of the Leggett–Garg inequality, a test of macroscopic-realism based on temporal correlation functions. As a specific example, we focus on an ensemble of qubits subject to collective and individual noise. This generic model can describe a range of physical systems, including atoms in cavities, electron or nuclear spins in NV centers in diamond, erbium in Y_2SiO_5 , bismuth impurities in silicon, or arrays of superconducting circuits, to indicate but a few. Such large ensembles are potentially more macroscopic than other systems that have been used so far for testing the Leggett–Garg inequality, and open a route toward probing the boundaries of quantum mechanics at macroscopic scales. We find that, because of the non-trivial internal structure of such an ensemble, the behavior of different measurement schemes, under the influence of noise, can be surprising. We discuss which measurement schemes are optimal for flux qubits and NV centers, and some of the technological constraints and difficulties for observing such violations with present-day experiments.

PACS numbers: 03.65.Ta, 85.25.Cp

I. INTRODUCTION

The crossover between classical and quantum worlds still remains under debate, even 80 years after Schrödinger’s famous ‘cat’ thought experiment [1]. For example, the precise details of how the classical macroscopic world arises from the quantum one, and whether there is an unknown fundamental boundary between the two, still remains a topic of vigorous study. In 1964, Bell [2] made the assumptions of *realism* and *locality* to derive an inequality for correlations between spatially separated events, whose violation can rule out certain classes of alternative theories to quantum mechanics. More recently, Leggett and Garg [3] asked a related but different question: can a large, macroscopic, system be in a genuine quantum superposition, or is there some unknown mass, particle number, or length scale limit where substantial corrections to quantum theory prevent such a state of affairs? To give a quantitative tool to test for such breakdowns they assumed the twin assumptions of ‘*macroscopic realism*’ and ‘*noninvasive measurability*’ to construct what is now known as the Leggett–Garg inequality (LGI) [3, 4]. Violations of this inequality by large systems rules out certain classes of non-invasive realistic theories (henceforth termed macrorealism), and provide evidence of quantum effects at the macroscopic scale. With advancements in fabrication techniques [5–7] and a number of LGI violations being reported in micro-

scopic systems [8–11], it has become important to test the inequality on arguably ‘larger’ macroscopic systems [12], and push back further the demarcation between quantum and classical worlds.

Alongside this lingering fundamental question, advancements in nanomechanical devices [13] such as suspended resonators [14], opto-mechanical mirrors [15, 16] and vibrating membranes [17], have generated interest in understanding the crossover from the quantum to classical regimes. Similarly, circuit QED [6, 18] has helped in the exploration of phenomena such as superradiance [19] and entanglement [7] in low-noise environments [20] with quasi-macroscopic systems. In addition, it is becoming apparent that the physics of systems with internal structure, which cannot be assumed to be restricted to a simple two-level Hilbert space, is both rich and useful; Budroni and Emary [21] found that the magnitude of the violation can increase as the number of internal levels increases, reaching an upper bound, a temporal analogue to the Tsirelson bound [22] for the Bell Inequality. Additionally, George *et al.* [23] found that a multi-level system could exhibit a violation of the LGI while not violating a related condition known both as the quantum witness equality [24], or ‘no-signalling in time’ [25] — arguably allowing one to discount a stricter class of macrorealist theories. Finally, Budroni *et al.* [26] considered the continuum limit of a macroscopic ensemble, and characterized the requirements on measurements in this case.

Here, we theoretically investigate the LGI in a discrete ensemble of N two-level quantum systems, physical manifestations of which include arrays of nearly identi-

* e-mail: nwlambert@gmail.com

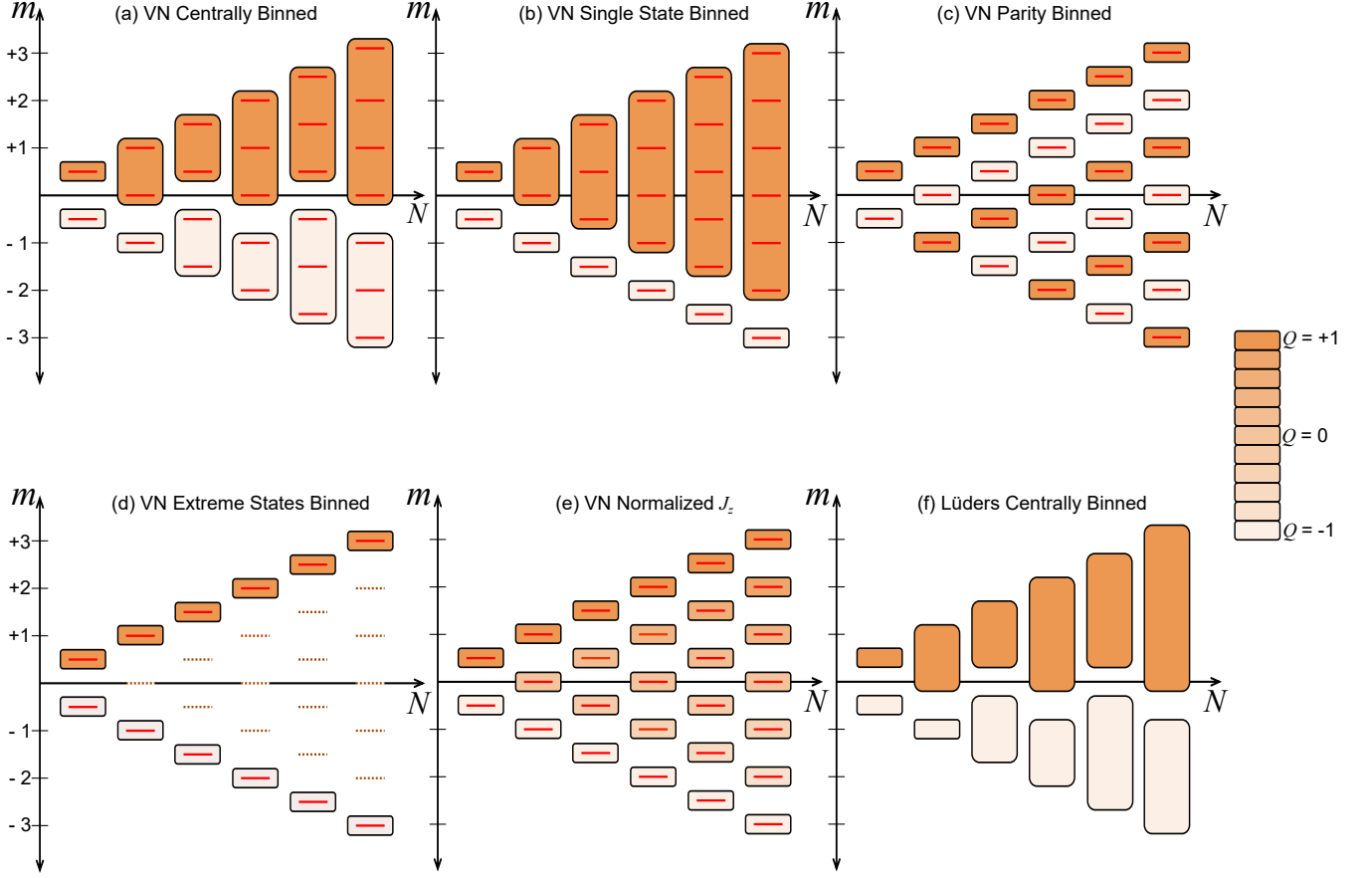


Figure 1. (Color online) The six different measurement schemes at a glance. Note that the ordering of the schemes we use in this figure is replicated in Figs. 2 – 5. The boxes enclose levels giving the same value for Q and the box coloring corresponds to the Q value. Solid lines for levels within the boxes indicate that the measurement projects the system onto that specific state. Measurement results for levels not enclosed by boxes are discarded. a) VN Centrally Binned: $q_{m>0} = +1$ and $q_{m\leq 0} = -1$. b) VN Single State Binned: $q_{-j} = -1$, and $q_{m>-j} = +1$. c) VN Parity Binned: $q_m = +1$ for $m = j, j-2, j-4, \dots$ and $q_m = -1$ for $m = j-1, j-3, j-5, \dots$. d) VN Extreme States Binned: $q_j = +1$, $q_{-j} = -1$, and all other measurement results are discarded. e) VN Normalized J_z measurement: $q_m = m/j$. f) Lüders Centrally Binned: $q_{m>0} = +1$ and $q_{m\leq 0} = -1$, but, unlike the other schemes, the measurement does not project further within these two subspaces.

cal flux qubits, NV centers in diamond, erbium in YSO and bismuth impurities in silicon [27]. In particular, we shall study the effects of various choices of measurement schemes, from the point of view both of the degree of macroscopicity and the feasibility of observing a LGI violation.

We select and investigate six different measurement schemes, which are all defined in the fully symmetric subspace of the N qubits. This subspace forms a ladder of state manifolds indexed by the number n of excited qubits in that manifold $n \in \{0, 1, 2, \dots, N\}$, and can thus be viewed as an $(N+1)$ -dimensional system which we call the ‘large spin’. Following convention, we use the simply-related variable $m = n - N/2$. Setting $j = N/2$, our ladder is indexed by the label $m \in \{-j, -j+1, \dots, j-1, j\}$. In the noise-free case, we evaluate, where feasible, both analytic expressions and numerical simulations of the Leggett-Garg parameter and attempt to extrapolate large- N limits. We then consider,

numerically, each scheme’s performance under both collective and individual qubit noise. Finally, we consider whether each scheme allows for a macroscopic interpretation of an observed violation.

Based on the above analysis, our main results in this work are two-fold. Firstly, among the options considered here, a measurement which distinguishes sub-states of the collective large-spin Hilbert space, and which bins around the center of that space, gives a violation of the LGI which is the most robust against noise. In addition, this violation does not vanish as $N \rightarrow \infty$. Secondly, in contrast, we find that if one wishes to fully explore the notion of macroscopic quantum effects in such systems, a measurement which only returns information on extreme states of the collective large-spin Hilbert space is the most ideal. However, while robust against dephasing, such a measurement is sensitive to both collective and individual dissipation, and violations may be masked by such unwanted noise.

II. THE LEGGETT-GARG INEQUALITY

We consider the Leggett-Garg parameter in the form

$$K = C_{21} + C_{32} - C_{31}, \quad (1)$$

where $C_{\beta\alpha}$ is the correlation function of a dichotomic variable $Q = \pm 1$ measured at two times, $t_\beta > t_\alpha$, such that $C_{\beta\alpha} \equiv \langle Q(t_\beta)Q(t_\alpha) \rangle$ [3, 4]. Leggett and Garg derived [3], under the assumptions of macroscopic realism and non-invasive measurement, their inequality $K \leq 1$, and showed that a quantum two-level system easily violates this bound. While, as with the Bell Inequality, many forms of the inequality exist [4, 28, 29] we employ this form as it is typically violated for short time-intervals between measurements. In addition, although the LGI is not a sufficient condition for macrorealism (unlike the related condition derived in [24, 25]), the LGI remains nevertheless a necessary condition whose violation implies the failure of at least one of Leggett and Garg's assumptions [3]. Furthermore, the LGI has various attractive properties [4] not shared by other conditions — for example, it is possible to find state-independent violations [30], allowing use of the highly mixed thermal states we expect to describe some qubit ensembles.

The spirit of the LGI is to perform experiments on larger and larger systems, checking for a violation of this, or an equivalent, inequality (having removed all sources of decoherence and dissipation that one can control and understand from within quantum mechanics itself). A violation would then rule out macrorealism at that scale. A macrorealist might argue either (i) that there are broader classes of alternative theories to quantum mechanics, particularly ones which include invasive measurements in a fundamental way or (ii) that the violation is due simply to clumsy measurements. One way to go beyond such doubts is to combine the LGI with a test of how invasive the measurements themselves are [23, 31, 32]. Such an analysis in the context of large ensembles would be a fruitful topic of future research.

III. MODEL & MEASUREMENT SCHEMES

We will find it useful to define $\sigma_x^{(k)}$ and $\sigma_z^{(k)}$ as the Pauli x and z matrices (respectively) for qubit $k = 1, 2, \dots, N$. We then consider the dynamics governed by the Hamiltonian

$$H = \hbar \frac{\omega_q}{2} \sum_{k=1}^N \sigma_z^{(k)} + 2\hbar\Omega \cos(\omega_d t) \sum_{k=1}^N \sigma_x^{(k)}, \quad (2)$$

where ω_q is the energy splitting of the qubits, which we assume to be homogenous, and Ω is a transverse drive. This allows us to use standard spin-resonance techniques to obtain the effective Hamiltonian in the interaction picture, and under the rotating-wave approximation, so that when $\omega_d = \omega_q$ and $\Omega \ll \omega_q$, the ensemble Hamiltonian

becomes

$$H^{(I)} = \hbar\Omega \sum_{k=1}^N \sigma_x^{(k)} \equiv \hbar\Omega J_x. \quad (3)$$

Here we have used the collective operator $J_x = \sum_{k=1}^N \sigma_x^{(k)}$, which represents the x component of the angular momentum operator defining the ensemble behavior of the N qubits. We also define the collective lowering operator as $J_- = \sum_{k=1}^N \sigma_-^{(k)}$, and the z component of the angular momentum operator as $J_z = \sum_{k=1}^N \sigma_z^{(k)}/2$. In all of the following we operate in the interaction picture, and drop the label (I) from the Hamiltonian.

To find a violation of the LGI, we fix the initial state of our N qubits to the fully polarized state $\psi(t=0) = |\uparrow\uparrow \dots \uparrow\rangle$ in the z direction. Note that, in the pure evolution case, the results are largely independent of the initial condition. However, in the presence of noise, particularly dissipation in the z basis, this initial condition is favourable to give large violations for large N for most schemes. In terms of the collective operators, one has $J_z\psi(t=0) = j\psi(t=0)$, i.e., the initial state is the highest weight $m = j$ eigenstate of our large spin in the z -direction. In constructing the correlation functions used in the LGI, we assume that we perform measurements in the z basis at consecutive times $t_1 = 0$, $t_2 = \tau$, and $t_3 = 2\tau$. The z basis is chosen to be the one which couples to the measurement device and thus corresponds to a physical observable of the macroscopic ensemble.

In addition to the above unitary evolution, we also assume that each qubit can experience individual dephasing, with rate γ_D , and dissipation γ_L . In addition, we assume that the ensemble as a whole can experience a collective dephasing Γ_D and dissipation Γ_L . These act on the individual or collective z basis, as this is the fundamental energy basis of our ensemble in the lab frame. The total dynamics is then described by the master equation,

$$\begin{aligned} \dot{\rho} = \mathcal{M}[\rho] = & -\frac{i}{\hbar}[H, \rho] \\ & + \sum_{k=1}^N \left\{ \frac{\gamma_D}{2} \mathcal{L}[\sigma_z^{(k)}] \rho + \gamma_L \mathcal{L}[\sigma_-^{(k)}] \rho \right\} \\ & + 2\Gamma_D \mathcal{L}[J_z] \rho + \Gamma_L \mathcal{L}[J_-] \rho, \end{aligned} \quad (4)$$

where ρ is the density matrix of the system, $\mathcal{L}[a]$ is the Lindblad operator $\mathcal{L}[a]\rho = a\rho a^\dagger - \frac{1}{2}\{a^\dagger a, \rho\}$, and we assume negligible temperature. Note that we have scaled Γ_D so that the collective and individual dephasing contributions are equivalent in the $N = 1$ limit. When all the dephasing and dissipation terms are zero, we can often obtain analytical results, as will be described below, and in detail in appendix A. When the collective dephasing or dissipation are non-zero, $\Gamma_i \neq 0$, we numerically solve [33, 34] the above master equation within the large spin $(N+1)$ -dimensional restricted Hilbert space. When the individual qubit dephasing or dissipation is non-zero,

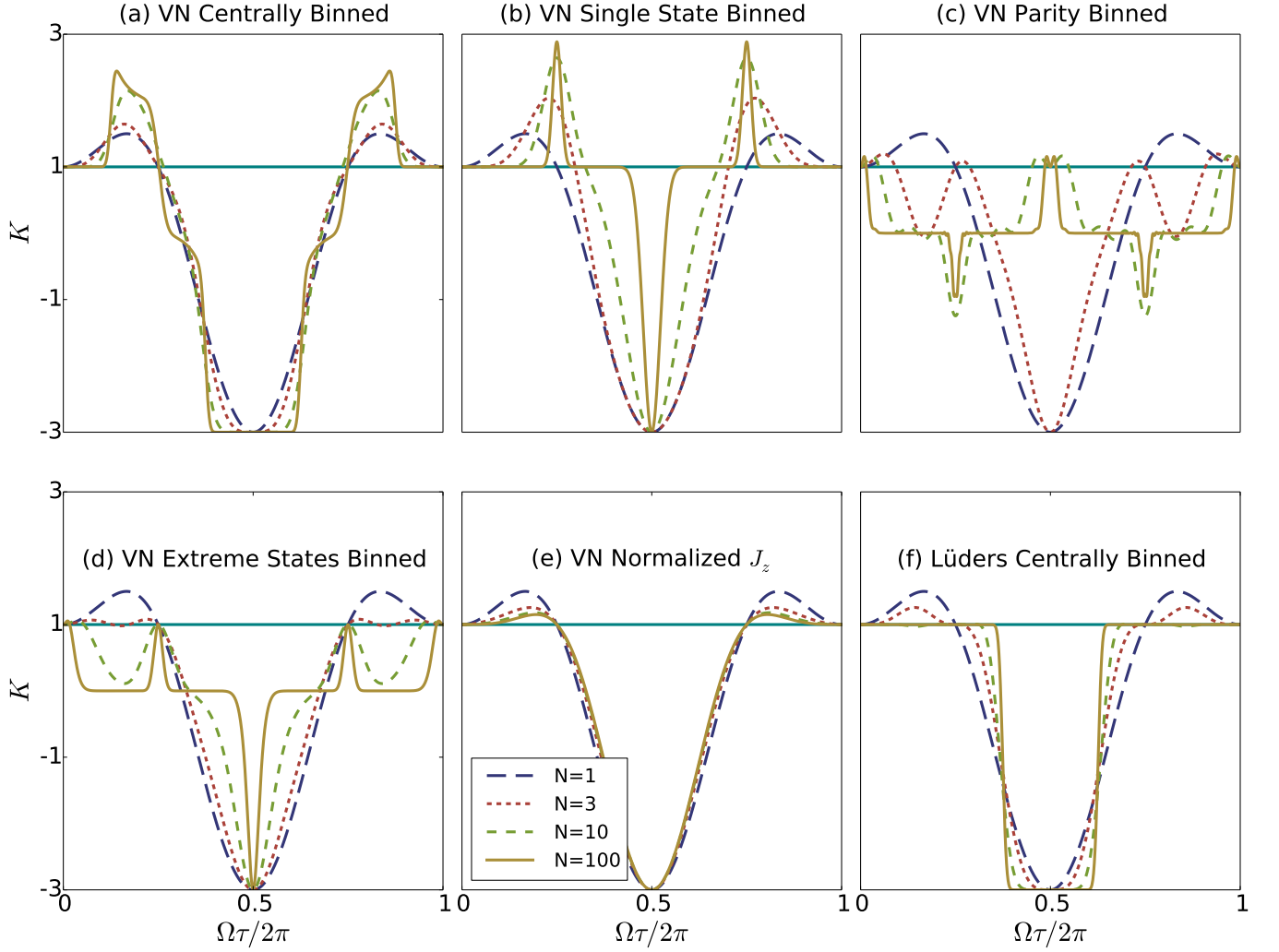


Figure 2. (Color online) Variation of the LG parameter K as a function of time for all six schemes (see Fig. 1 for a schematic explanation of each scheme) with $N = \{1, 3, 10, 100\}$. The turquoise line in each figure marks the classical bound $K = 1$. Note that all schemes converge to the same result for a single qubit, $N = 1$.

$\gamma_i \neq 0$, we perform numerical simulations which take into account the full 2^N Hilbert space of the ensemble. This restricts us to investigating a smaller range of N (due to having only finite computational resources).

Our measurement schemes fall into two classes, depending on the physics of the measurement process itself. The first class relates to a projective measurement of J_z , followed by one of five different data-processing steps or ‘binning’ strategies. Immediately after the measurement, the ensemble is left in an eigenstate of J_z : the appropriate state update rule is that of von Neumann (VN)

$$\rho^M \rightarrow \sum_m q_m |m\rangle\langle m| \rho |m\rangle\langle m|, \quad (5)$$

where ρ is the state immediately before the measurement, and ρ^M is the state immediately after. The data-processing step, however, ‘compresses’ the eigenvalue and reduces it to ± 1 according to one of a set of predeter-

mined rules (introduced below). The second class of measurement relates to a projective measurement of a different observable, where each projector is a sum of J_z eigenprojectors. Because the binning is performed *prior* to the measurement itself, the system is left in an incoherent mixture of the two binning sub-spaces afterwards. We discuss this further below, in Sec. III F.

The choice of binning strategy and state-update rule allow for a large number of measurement strategies. This set of strategies was analyzed for the largest possible violation, in the pure-evolution case, in [21], using convex optimization techniques. There, they found that using the VN update rule, and binning the measurement results in terms of a single state versus all others, gave the largest possible violation. Here we instead look in detail at six distinct, but experimentally motivated, strategies (shown in Fig. 1), and how they behave under the influence of noise.

We will begin with the first class of measurement scheme: given the VN state update rule we can write down an explicit formula for the correlation functions with which we construct the LGI,

$$\langle Q(t_2)Q(t_1) \rangle = \text{tr} \left[\sum_k q_k |k\rangle\langle k| \mathcal{U}(t_2 - t_1) \sum_m q_m |m\rangle\langle m| \rho(t_1) |m\rangle\langle m| \right], \quad (6)$$

where $\mathcal{U}(t_2 - t_1) = \exp[\mathcal{M}(t_2 - t_1)]$ is the propagator in superoperator form, such that it acts on all operators to the right.

A. von Neumann centrally binned

We first consider a binning strategy where, in the above formula, we choose $q_{m \geq 0} = +1$ and $q_{m < 0} = -1$. This choice is depicted schematically in Fig. 1a, while Fig. 2a shows the corresponding LG parameter, K , as a function of time for different ensemble sizes. One immediately sees that, for this scheme, the maximum violation increases with the ensemble size, seeming to tend to a maximum around $\Omega\tau = \pi/4$. This dependence of the maxima on the ensemble size is shown more explicitly in Fig. 3a. In Appendix A, we show how the pure-state results can be calculated analytically.

Within Fig. 3a we show the influence of strong collective noise $\Gamma_D = \frac{\Omega}{2\pi}$ (dashed line, with $\Gamma_L = 0$) and $\Gamma_L = \frac{0.5\Omega}{2\pi}$ (dotted line, with $\Gamma_D = 0$). The maximum is almost unaffected by the strong collective dephasing Γ_D , but is strongly influenced by the collective dissipation Γ_L . In Fig. 4a we show the effect of individual noise for a smaller range of N (due to the drastically larger Hilbert space required, as individual noise breaks the large-spin symmetry, necessitating a full 2^N simulation). Here we see that for this scheme, collective and individual *dephasing* have a similar minor effect, while collective *dissipation* is much more damaging, for large N , than individual noise. The latter can be attributed to collective superradiance [35, 36] that occurs when a large ensemble of identical emitters experiences collective dissipation. (Note that the equivalent binning scheme $q_{m \geq 0} = +1$ and $q_{m < 0} = -1$, which we have not explicitly shown, for odd values of $N+1$ one sees slightly different small- N behavior, but the same large- N limit).

B. von Neumann single state binning

In Ref. [21] they found that, at least in the closed system case, the largest violation occurred for the choice of $q_{-j} = -1$, and $q_{m > -j} = +1$, i.e., where only one state (the lowest-lying one in the large-spin bases, for example) contributes to one of the binned results, and all the other states to the other binning outcome. This

is shown schematically in Fig. 1b, and the time dependence of K is illustrated in Fig. 2b. As shown in Fig. 2b, as N is increased one sees an asymptotic limit (for the pure evolution case) that can be evaluated analytically: $K_{\max}(N \rightarrow \infty) \rightarrow 3$ (see [21] and our Appendix A).

However, this scheme is sensitive to both collective and individual noise. Figures 3b and 4b show that, as N increases, the bound is substantially reduced when compared to the pure evolution case. Unlike the previous case (VN centrally binned) it is quite sensitive to both collective and individual dephasing and Fig. 4b indicates a crossing where individual noise becomes more detrimental. One should note that Fig. 2b suggests the time-window of observing the violation narrows as N increases. This can be attributed to the fact that the dynamics of the system mean the probability of it being in the $q_{-j} = -1$ binning subspace diminishes as N increases. One may hypothesise that this influences the sensitivity to noise we observe in Figs. 3b and 4b.

C. von Neumann parity binning

Another binning strategy previously employed elsewhere [21] is to assign the Q values according to the parity of the J_z states. As an example here, we use $q_m = +1$ for $m = j, j-2, j-4, \dots$ and $q_m = -1$ for $m = j-1, j-3, j-5, \dots$ (see Fig. 1c). One immediately notices, in Fig. 2c, that the maximum violation diminishes as N increases, apparently reaching a small constant value with an initial maxima at small times. The behavior under collective dephasing appears robust, but collective dissipation (Fig. 3c) has a strong influence even at moderate N values, entirely removing the violation.

D. von Neumann extreme states binning

Various precise definitions of what constitutes a truly “macroscopic” superposition abound. A necessary but not sufficient criterion proposed by Leggett himself was the “extensive difference” of the possible measurement results, i.e., difference in the expectation value, normalized to some appropriate atomic scale, between the two dichotomic outcomes. In the schemes we have discussed so far, even for large N , it is difficult to *a priori* look at the LG inequality and argue that the violation arises due to the coherence between macroscopically distinct states (e.g., the evolution could, in principle, be constrained to a subspace of states differing only by $\Delta m \ll N$). Given this motivation to make the definition of ‘macroscopic’ more vivid, we are motivated to consider only the extreme sublevels of any N ensemble, namely for measurement results where $m \neq \pm j$ are discarded (assigned $q = 0$), while the extreme states are binned according to $q_j = +1, q_{-j} = -1$, as these are the most distinct (see Fig. 1d). For a fuller discussion of this notion of macroscopicity, see Sec. IV.

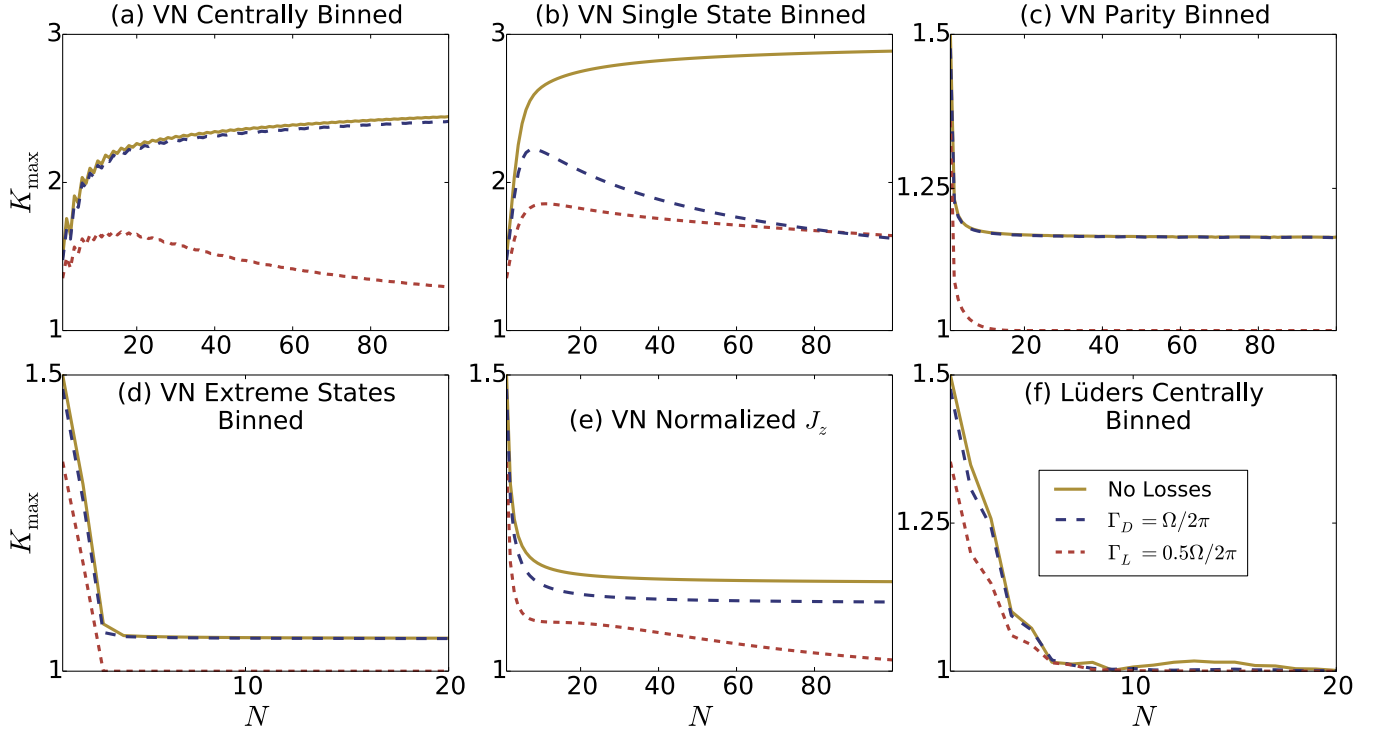


Figure 3. (Color online) K_{\max} as a function of N , both for the noise-less evolution and in the presence of collective dephasing $\Gamma_D = \frac{\Omega}{2\pi}$ and collective relaxation $\Gamma_L = \frac{0.5\Omega}{2\pi}$, for all measurement schemes. The cases with noise were evaluated numerically, but are still amenable to large- N evaluation due to the reduced Hilbert space of a collective spin. In figures (d) and (f) we truncate the x-axis at smaller values of N as both saturate for large N and have interesting features at small N values.

For this choice of measurement scheme, Fig. 2d shows the variation of K with time for different ensemble sizes, and Fig. 3d shows how the maximum changes with N . We see that the maximum violation diminishes but saturates at large N , such that even though we throw away many intermediate states, a violation with a large ensemble is still possible (albeit in a shorter and shorter time window, as per schemes (b) and (c)). In Appendix A, we show how to evaluate the noise-free result analytically, which in this case reduces to a manageable form, giving, for the full LGI,

$$K = \left[\cos\left(\frac{\Omega\tau}{2}\right) \right]^{4j} - \left[\sin\left(\frac{\Omega\tau}{2}\right) \right]^{4j} + \left[\cos\left(\frac{\Omega\tau}{2}\right) \right]^{8j} - \left[\sin\left(\frac{\Omega\tau}{2}\right) \right]^{8j} - [\cos(\Omega\tau)]^{4j} + [\sin(\Omega\tau)]^{4j}. \quad (7)$$

We find that, resolving the LGI for very large values of N suggests $K_{\max} \rightarrow 1.055$.

This binning strategy is, like the parity binning, robust to collective and individual dephasing as N increases, but is sensitive to both collective and individual dissipation (see Figs. 3d and 4d). Thus, while physically appealing due to its clearer “macroscopic” interpretation, this approach represents an experimental challenge in truly

large systems.

The possibility of finding a larger violation (with this measurement scheme) by engineering a more complicated dynamics (e.g., a coupling between just the extreme states) for the ensemble would be an interesting line of future enquiry.

E. von Neumann normalized J_z measurement

The LGI allows for not just truly dichotomic outcomes, but also for normalized expectation values. As long as these values are bounded, one can derive the LGI without any loss of generality. For completeness, here we show how taking this approach influences the violation. Again, we assume that our measurement device can distinguish the $(N+1)$ eigenstates m , but that our measurement outcomes are binned in such a way that they correspond to the measurement of the large spin J_z operator, normalized by $N/2$. In other words, $q_m = m/j$ (see Fig. 1e). Figure 2e shows the variation of K as a function of time for varying ensemble size. The violation diminishes and saturates to a constant value as a function of N , as seen in Fig. 3e (again, see Appendix A for an analytical formula for the noise-free case). The influence of collective noise in this case is once again quite strong, with dephasing reducing the maxima, and dissipation again removing the

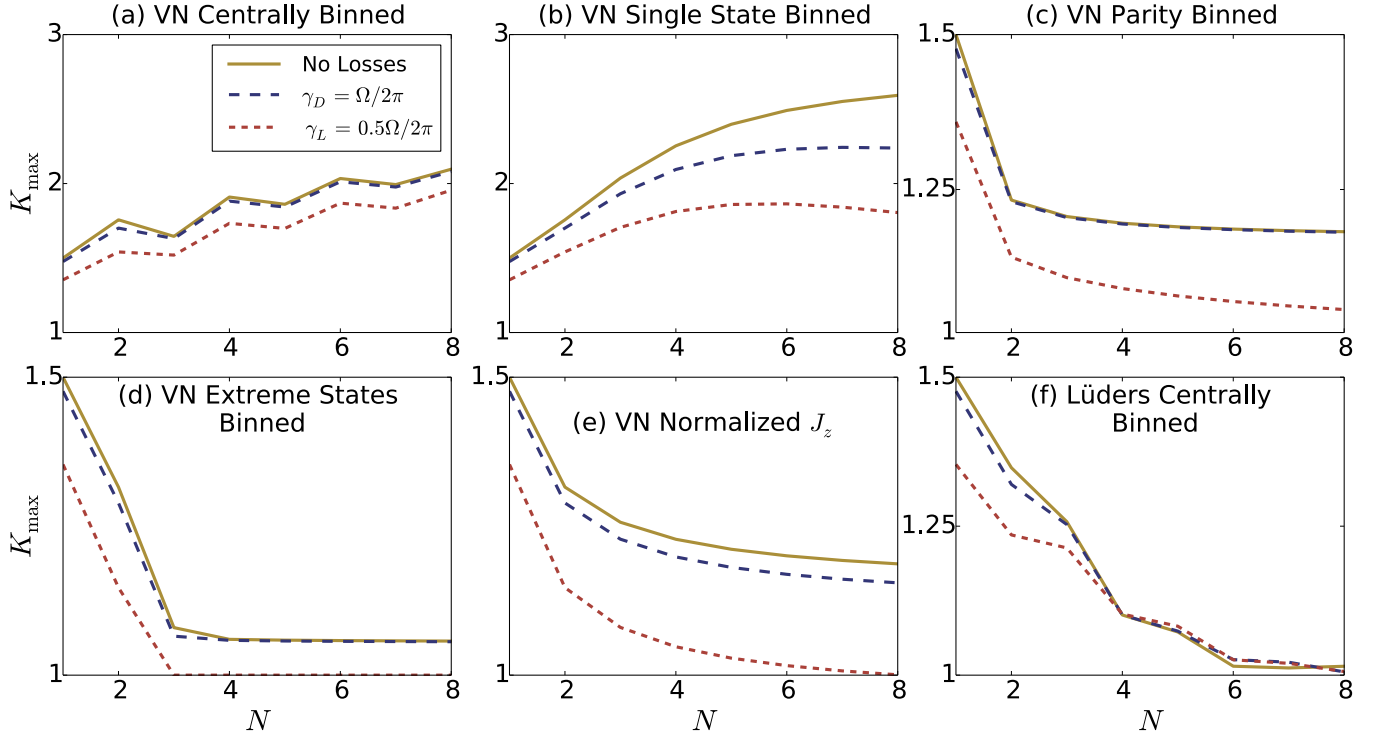


Figure 4. (Color online) K_{\max} as a function of N , both for case of no noise and in the presence of individual dephasing $\gamma_D = \frac{\Omega}{2\pi}$ and individual relaxation $\gamma_L = \frac{0.5\Omega}{2\pi}$ noises. These values are large compared to the noises achieved with currently available flux qubits and NV centers, in order to show an extreme limit. The results are evaluated numerically, but we are restricted to much smaller values of N , as we must include the full 2^N Hilbert space for the calculations with such individual decoherence.

violation completely for large N , though in this case the influence of individual dissipation is more detrimental, as seen in Fig. 4e.

F. Lüders state update rule with central binning

Finally, in contrast to all the previous examples, we consider the case where our measurement device is not capable of distinguishing which of the m sublevels the system is in. Modelling such a measurement requires a slightly different definition of the post-measurement state. We assume that the measurement device distinguishes the $m \geq 0$ and $m < 0$ subspaces, and bins accordingly (illustrated schematically in Fig. 1f), thus, following the definition of Lüders [37], the post-measurement state is

$$\rho^m \rightarrow \left(\sum_{m=0}^{m=j} |m\rangle\langle m| \right) \rho \left(\sum_{m=0}^{m=j} |m\rangle\langle m| \right) - \left(\sum_{m=-j}^{m=-1} |m\rangle\langle m| \right) \rho \left(\sum_{m=-j}^{m=-1} |m\rangle\langle m| \right). \quad (8)$$

In related works, Brukner *et al.* [38, 39] argued that a similar type of coarse-grained measurement makes the

system appear more classical, and termed such a measurement “fuzzy”. Again, in Fig. 2f we show the behavior of the LGI for different values of N . For $N > 20$ the violation disappears, even in the noise-free case, as a direct consequence of the reduced quantum invasiveness of the measurement: this is a clear illustration that the nature of the LGIs sensitivity is directly related to how invasive the quantum mechanical measurements are on the dynamics of the system. Note that Budroni *et al.* [21] and Fritz [30] characterize the Lüders example as being equivalent to a two-level system. However, here we prepare the ensemble in a state which is not an eigenstate of the subspace binning, and evolve under a Hamiltonian which does not respect the subspace binning of the measurement, leading to a weaker violation as N increases.

In addition, intriguingly, there are two examples of non-monotonic violations with this scheme. In Fig. 3f we see that the violation has a minimum around $N = 8$ and an increase at $N = 9$, until decreasing again for larger N . Similarly, in Fig. 4f we see that between $N = 5$ and $N = 8$ the maximum of the violation is slightly enhanced, over that seen with the noise-free result, by individual dissipation and dephasing. Both of these unique features, not seen in other schemes, may be attributable to the fuzzy nature of this measurement; we can only observe violations of the LGI when the state of the system has significant coherence between the $m \geq 0$ subspace and

the $m < 0$ subspace. In the presence of noise, while coherence is reduced overall, it is possible for both dephasing and dissipation to induce a faster evolution towards states near $m = 0$, giving rise to the noise-enhanced features we see here. In future work it may be useful to explore this feature further, and see if similar features arise in the quantum-witness form of the LGI inequality.

IV. MACROSCOPICITY

Finally, to understand whether the differing schemes really reflect the macroscopic nature of the ensemble, we adopt Leggett's disconnectivity measure [3, 40]:

$$\Delta \equiv \mathbb{E}_+ - \mathbb{E}_-, \quad (9)$$

where $\mathbb{E}_\pm = \langle \psi_\pm | J_z | \psi_\pm \rangle$ is the expectation value of our chosen extensive variable J_z in either of two states $|\psi_\pm\rangle$. We know that violation of the LGI is evidence of quantum coherence between $|\psi_+\rangle$ and $|\psi_-\rangle$. However, for our chosen binning schemes, each of these states generally has an internal structure; thus it is not immediately obvious how we should calculate the correct Δ that applies in each case. One possibility that we consider here is to look at the possible distributions over said internal structure. As such, we define $\Delta_{\text{best}}, \Delta_{\text{worst}}, \Delta_{\text{av}}$, as the largest, smallest, and average disconnectivity measures, respectively. The average measure corresponds to a uniform weighting over the internal energy levels. For the moment, we shall ignore scheme (e) because it does not define only two states. Further, scheme (f) will not be explicitly discussed because it is equivalent to scheme (a) vis-à-vis macroscopicity. The results we define below are plotted in Fig. 5.

A. Best case for macroscopicity

By inspecting Fig. 1, one can see that for schemes (a,b,d), one has $\Delta_{\text{best}} = N$. Scheme (c) can also reach this behaviour when N is odd; otherwise, there is a small correction to $\Delta_{\text{best}}^{\text{even}} = N - 1$.

B. Average case for macroscopicity

We use

$$\Delta_{\text{av}} \equiv \left\{ \frac{1}{M_+} \sum_{m \in |\psi_+\rangle} - \frac{1}{M_-} \sum_{m \in |\psi_-\rangle} \right\} \langle m | J_z | m \rangle, \quad (10)$$

where the sums run over the M_\pm eigenstates of J_z in the $|\psi_\pm\rangle$ manifold. The relation $\langle m | J_z | m \rangle = m - \frac{N}{2}$ reveals

$$\Delta_{\text{av}}^{(a)} = \begin{cases} \frac{1}{2}(N+1) & N \text{ odd} \\ \frac{1}{2}N & N \text{ even} \end{cases} \quad (11)$$

$$\Delta_{\text{av}}^{(b)} = \frac{1}{2}(N+1) \quad (12)$$

$$\Delta_{\text{av}}^{(c)} = \begin{cases} 1 & N \text{ odd} \\ 0 & N \text{ even} \end{cases} \quad (13)$$

$$\Delta_{\text{av}}^{(d)} = N. \quad (14)$$

It is interesting to note that (c) has the worst average performance, with an extensive difference which is either null or unity. So increasing the size of the ensemble would not show higher degrees of macroscopicity (on average) in this case.

C. Worst case for macroscopicity

As is often true, the most important quantities are in the worst-case scenarios. Schemes (a) and (b) have a worst-case extensive difference of $\Delta_{\text{worst}}^{(a)} = \Delta_{\text{worst}}^{(b)} = 1$: we cannot exclude the possibility that coherence existed only between neighbouring states on the J_z ladder. Scheme (c) is even worse: $\Delta_{\text{worst}}^{(c)} = 0$ for $N > 1$, since we may have coherence only between degenerate manifolds. For scheme (d), however, we cannot deny coherence with extensive difference $\Delta_{\text{worst}}^{(d)} = N$, which is potentially *macroscopically distinct*.

V. EXPERIMENTAL REALIZATIONS

As mentioned in the Introduction, there is a great range of experimental systems with which it would be feasible to test the results we have discussed in this work. As we have shown, the requirements in terms of noise are modest, as the maximum of the LGI violation tend to occur at very short times. We discuss some approaches to how to perform the measurements in Appendix B.

For typical ensembles of flux qubits, with frequencies in the range of GHz, coherence times of between $1 \mu\text{s}$ and $40 \mu\text{s}$ for single qubits [32, 41–43] have been observed. For an ensemble of 6 qubits coupled to a 3D resonator, a coherence time of $2\text{--}8 \mu\text{s}$ was observed [5]. So far ensembles of 20 qubits have been fabricated [44], but ensembles of upto 5000 qubits, coupled to a common cavity for readout, seem feasible. In addition, as each flux qubit itself can arguably be considered macroscopic

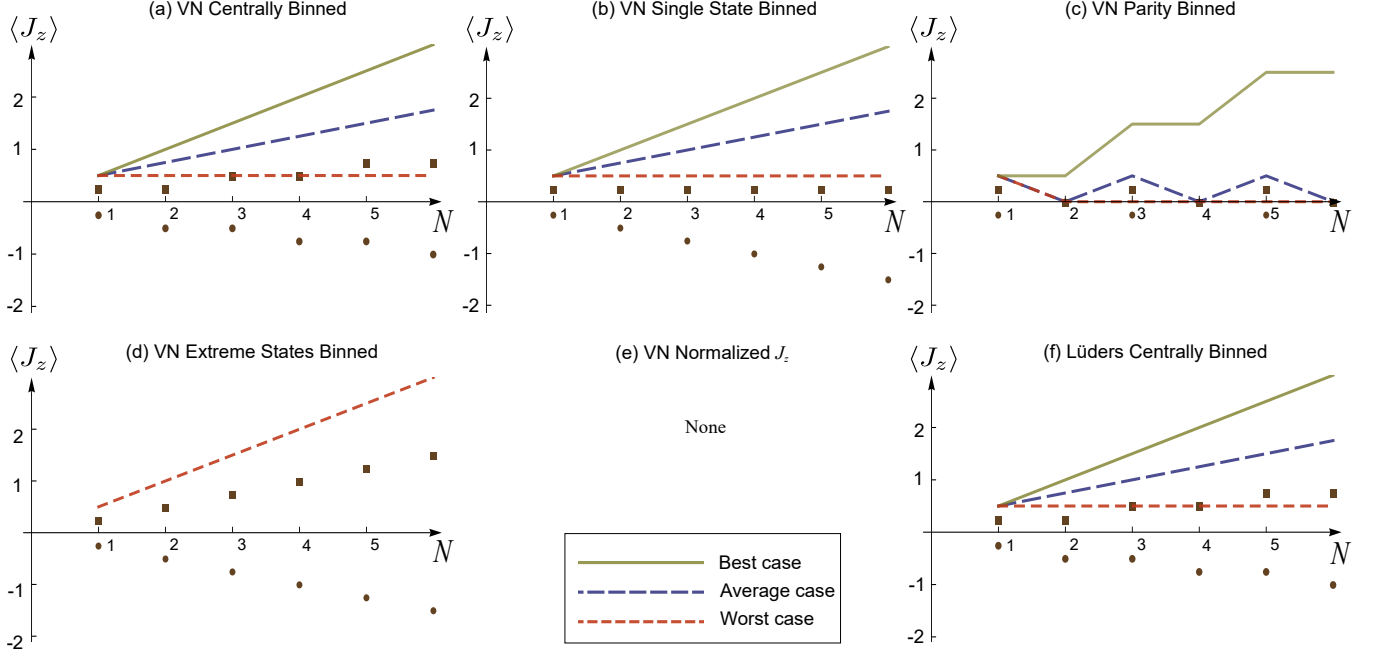


Figure 5. (Color online) The best case (green solid line), worst case (red dashed) and linear average (blue dashed) disconnections of each measurement scheme. The expectation values of the different manifolds contributing to the the average case are shown as well, with filled squares for the $+$ manifold, and circles for the $-$ manifold.

in nature, a large ensemble of similar devices would be more macroscopic than many other possible realizations.

Other possible systems with which to observe macroscopic LGI violations include atomic spin ensembles. Such ensembles can be coupled to superconducting resonator cavities, SQUIDS, or even ancilla flux qubits, for manipulation and readout purposes. For example, very recently, Bushev *et al.* [45] revealed the ESR spectroscopy of a spin-cavity system by coupling Er^{3+} doped Y_2SiO_5 crystal with a high-Q superconducting resonator. They were able to couple approximately 10^{15} spins to the resonator. With varying combinations of doping and temperature, a coherence time of 20 ms has reportedly been achieved [46].

Similarly, for Al_2O_3 crystal doped with Cr^{3+} , Schuster *et al.* [47] coupled approximately 10^{13} spins to a cavity. Similar setups can also be engineered using NV centers in diamond, with a nitrogen density of 10^{15} cm^{-3} and an NV center density 10^{12} cm^{-3} . The coherence time was observed to be up to 0.6 s at 77 K and 3.3 ms at room temperature [48]. Very recently, Tyryshkin *et al.* [49] reported a maximum coherence of up to 2 s using silicon doped with a 50 ppm concentration of its isotope ^{29}Si . With rapid developments in fabrication and coherent control of these spin-based systems, it seems possible that the Leggett-Garg violations and the concepts of macroscopicity can be tested in the near future with such large ensembles.

VI. DISCUSSION

Our results suggest that in designing experiments for observing LGI violations with large ensembles of qubits, one must choose between observing a robust large violation, like with scheme (a), or a harder but more macroscopic measurement, with an extreme-states measurement, as in scheme (d). In this way our results begin to show how an experimentalist, tasked with demonstrating a superposition of macroscopically distinct states in the laboratory, might go about exploiting the tradeoffs between the degree of macroscopicity and constraints on time and the nature of the measurement process in qubit ensembles (both naturally occurring and engineered). Due to the ubiquitous and unavoidable nature of noise in such ensembles, the conclusions we draw concerning the optimal measurement scheme become all the more relevant.

Lastly, given the realistic parameters we have used in our model, we predict that *a violation of the Leggett-Garg inequality in an ensemble of between $N = 10^8$ and 10^{13} NV centers, or several thousand flux qubits, should be possible in the near future.* Readout times of flux qubits have been performed on the time scale of 140 ns with 99.8% fidelity [50], which can be improved with alternative measurement techniques [51] (see section Appendix B). Because of the robustness to noise, scheme (a) is our recommendation. However, a more ambitious experiment using scheme (d) should also be possible in some systems, as long as the collective and in-

dividual qubit dissipation rates could be reduced. Then, coherence between states of unprecedented macroscopic distinctness could be possible.

ACKNOWLEDGMENTS

We thank Clive Emary and Yuichiro Matsuzaki for helpful feedback. This work is partially supported by the RIKEN iTHES Project, the MURI Center for Dynamic Magneto-Optics via the AFOSR award number FA9550-14-1-0040, the IMPACT program of JST, and a Grant-in-Aid for Scientific Research (A). NL is partially supported by the FY2015 Incentive Research Project. AFK acknowledges support from a JSPS Postdoctoral Fellowship for Overseas Researchers. GCK was supported by the Royal Commission for the Exhibition of 1851. KD was supported by the RIKEN-IPA program.

Appendix A: Analytical results

In this Appendix, we derive expressions for the LG parameter K for our measurement schemes. We begin by rewriting the correlation functions in K as sums of matrix elements for the time-evolution operator, then calculate these matrix elements for the Hamiltonian of our system,

$$\begin{aligned} \langle Q(t_b)Q(t_a) \rangle &= \sum_{n,m} q_n q_m \text{tr} (\Pi_m U(t_b, t_a) \Pi_n U(t_a, 0) \rho(0) U^\dagger(t_a, 0) \Pi_n U^\dagger(t_b, t_a) \Pi_m) \\ &= \sum_{n,m} q_n q_m \langle m | U(t_b, t_a) | n \rangle \langle n | U(t_a, 0) | j \rangle \langle j | U^\dagger(t_a, 0) | n \rangle \langle n | U^\dagger(t_b, t_a) | m \rangle \\ &= \sum_{n,m} q_n q_m |\langle m | U(t_b, t_a) | n \rangle|^2 |\langle n | U(t_a, 0) | j \rangle|^2, \end{aligned} \quad (\text{A3})$$

where we used $\langle a | O | b \rangle = \langle b | O^\dagger | a \rangle^\dagger$ in the last step.

We consider the case $t_1 = 0$, $t_2 = \tau$, and $t_3 = 2\tau$. Then, with the abbreviated notation $U(t, t_0) = U(t - t_0)$, we obtain from Eq. (A3) the three correlation functions

$$C_{21} = q_j \sum_m q_m |\langle m | U(\tau) | j \rangle|^2, \quad (\text{A4})$$

$$C_{31} = q_j \sum_m q_m |\langle m | U(2\tau) | j \rangle|^2, \quad (\text{A5})$$

$$C_{32} = \sum_{n,m} q_n q_m |\langle m | U(\tau) | n \rangle|^2 |\langle n | U(\tau) | j \rangle|^2. \quad (\text{A6})$$

Depending on the choice of q_m and τ , these expressions may be simplified further.

and finally perform further simplifications where possible for the different measurement schemes. Note that in the following we set $\hbar = 1$ for notational simplicity.

1. Correlation functions

We consider the LG parameter from Eq. (1), repeated here for convenience,

$$K = C_{21} + C_{32} - C_{31}. \quad (\text{A1})$$

Here, the correlation functions are

$$C_{ba} = \langle Q(t_b)Q(t_a) \rangle, \quad (\text{A2})$$

where $t_b > t_a$ and Q is a measurement result that can take the values ± 1 , apart from the normalized J_z measurement, where Q takes values in the range $\{-1, 1\}$.

We treat our ensemble of N qubits as a large spin of magnitude $j = \frac{N}{2}$. Starting in the state $\rho(0) = |j\rangle\langle j|$ (we are only writing the quantum number m in the kets here), performing measurements with results q_m and projection operators $\Pi_m = |m\rangle\langle m|$, and writing the time evolution between measurements in Eq. (6) as a unitary evolution, $\rho(t) = \mathcal{U}(t - t_0)\rho(t_0) \equiv U(t, t_0)\rho(t_0)U^\dagger(t, t_0)$, we obtain

2. Matrix elements

From Eq. (2), we have that our giant spin evolves under the Hamiltonian

$$H = \Omega J_x, \quad (\text{A7})$$

and the time evolution operator is thus

$$U(\tau) = \exp(-iJ_x\Omega\tau), \quad (\text{A8})$$

which represents a rotation of the spin. The matrix elements for general spin rotations, parameterized by the Euler angles α, β, γ , is given by the Wigner D-matrix [52]

$$\begin{aligned} D_{m,m'}^{(j)}(\alpha, \beta, \gamma) &= \langle j, m' | e^{-iJ_z\alpha} e^{-iJ_y\beta} e^{-iJ_z\gamma} | j, m \rangle \\ &= e^{-i(m'\alpha + m\gamma)} \langle j, m' | e^{-iJ_y\beta} | j, m \rangle \\ &= e^{-i(m'\alpha + m\gamma)} d_{m,m'}^{(j)}(\beta), \end{aligned} \quad (\text{A9})$$

where the small d -matrix is

$$d_{m,m'}^{(j)}(\beta) = \sum_k (-1)^{k-m+m'} \frac{\sqrt{(j+m)!(j-m)!(j+m')!(j-m')!}}{(j+m-k)!k!(j-k-m')!(k-m+m')!} \left[\cos\left(\frac{\beta}{2}\right) \right]^{2j-2k+m-m'} \left[\sin\left(\frac{\beta}{2}\right) \right]^{2k-m+m'}. \quad (\text{A10})$$

Here, the sum is over all k such that none of the factorials in the denominator are evaluated for negative numbers.

In our case, we have a rotation around the x axis by an angle $\Omega\tau$. This can be decomposed into rotations

around the z axis and a rotation around the y axis by the same angle $\Omega\tau$. Since we only need the absolute value squared of the matrix element $D_{m,m'}^{(j)}(\alpha, \beta, \gamma)$ to calculate the correlation functions, it suffices to evaluate

$$\begin{aligned} |\langle m | \exp(-iJ_x\Omega\tau) | n \rangle|^2 &= |d_{n,m}^{(j)}(\Omega\tau)|^2 \\ &= \left| \sum_k (-1)^k \frac{\sqrt{(j+n)!(j-n)!(j+m)!(j-m)!}}{(j+n-k)!k!(j-k-m)!(k-n+m)!} \left[\cos\left(\frac{\Omega\tau}{2}\right) \right]^{2j-2k+n-m} \left[\sin\left(\frac{\Omega\tau}{2}\right) \right]^{2k-n+m} \right|^2. \end{aligned} \quad (\text{A11})$$

The sum over k simplifies to fewer terms in a few special cases, where n and/or m equals $\pm j$. Some of these cases are relevant for the different measurement schemes we consider, so we calculate them below. However, first of all, we note the restrictions on k in the general expression above: from the terms in the denominator we derive the conditions $k \leq j+n$, $k \geq 0$, $k \leq j-m$, and $k \geq n-m$, which means that the sum goes over all k in the interval $\max(0, n-m) \leq k \leq \min(j-m, j+n)$.

For the case $n = j$, the restrictions on k means that only $k = j - m$ contributes to the sum. We obtain

$$\begin{aligned} |\langle m | \exp(-iJ_x\Omega\tau) | j \rangle|^2 &= \left(\binom{2j}{j+m} \left[\cos\left(\frac{\Omega\tau}{2}\right) \right]^{2(j+m)} \left[\sin\left(\frac{\Omega\tau}{2}\right) \right]^{2(j-m)} \right), \end{aligned} \quad (\text{A12})$$

where we used $\binom{a}{b} = a!/[b!(a-b)!]$.

From the above, we can immediately compute the even more special cases $n = j, m = \pm j$:

$$|\langle j | \exp(-iJ_x\Omega\tau) | j \rangle|^2 = \left[\cos\left(\frac{\Omega\tau}{2}\right) \right]^{4j}, \quad (\text{A13})$$

$$|\langle -j | \exp(-iJ_x\Omega\tau) | j \rangle|^2 = \left[\sin\left(\frac{\Omega\tau}{2}\right) \right]^{4j}. \quad (\text{A14})$$

Finally, we also consider the case $n = -j$, for which we see that only $k = 0$ contributes to the sum. We thus get

$$\begin{aligned} |\langle m | \exp(-iJ_x\Omega\tau) | -j \rangle|^2 &= \left(\binom{2j}{j+m} \left[\cos\left(\frac{\Omega\tau}{2}\right) \right]^{2(j-m)} \left[\sin\left(\frac{\Omega\tau}{2}\right) \right]^{2(j+m)} \right), \end{aligned} \quad (\text{A15})$$

and in the more specialized cases with $m = \pm j$, the result is

$$|\langle j | \exp(-iJ_x\Omega\tau) | -j \rangle|^2 = \left[\sin\left(\frac{\Omega\tau}{2}\right) \right]^{4j}, \quad (\text{A16})$$

$$|\langle -j | \exp(-iJ_x\Omega\tau) | -j \rangle|^2 = \left[\cos\left(\frac{\Omega\tau}{2}\right) \right]^{4j}. \quad (\text{A17})$$

3. Evaluating K for the different measurement schemes

a. von Neumann centrally binned

For this scheme, we use $q_{m \geq 0} = +1$ and $q_{m < 0} = -1$. In this case, inserting the matrix elements calculated in Sec. A2 into Eqs. (A4)-(A6) gives

$$C_{21} = \sum_m q_m \binom{2j}{j+m} \left[\cos\left(\frac{\Omega\tau}{2}\right) \right]^{2(j+m)} \left[\sin\left(\frac{\Omega\tau}{2}\right) \right]^{2(j-m)}, \quad (\text{A18})$$

$$C_{31} = \sum_m q_m \binom{2j}{j+m} [\cos(\Omega\tau)]^{2(j+m)} [\sin(\Omega\tau)]^{2(j-m)}, \quad (\text{A19})$$

$$C_{32} = \sum_{n,m} q_n q_m \binom{2j}{j+n} \left[\cos\left(\frac{\Omega\tau}{2}\right) \right]^{2(j+n)} \left[\sin\left(\frac{\Omega\tau}{2}\right) \right]^{2(j-n)} \\ \times \left| \sum_{k=\max(0,n-m)}^{\min(j-m,j+n)} (-1)^k \frac{\sqrt{(j+n)!(j-n)!(j+m)!(j-m)!}}{(j+n-k)!k!(j-k-m)!(k-n+m)!} \left[\cos\left(\frac{\Omega\tau}{2}\right) \right]^{2j-2k+n-m} \left[\sin\left(\frac{\Omega\tau}{2}\right) \right]^{2k-n+m} \right|^2. \quad (\text{A20})$$

and the Leggett–Garg parameter K is thus

$$K = \sum_m q_m \binom{2j}{j+m} \left\{ \left[\cos\left(\frac{\Omega\tau}{2}\right) \right]^{2(j+m)} \left[\sin\left(\frac{\Omega\tau}{2}\right) \right]^{2(j-m)} \right. \\ \times \left(1 + \sum_n q_n \left| \sum_{k=\max(0,m-n)}^{\min(j-n,j+m)} (-1)^k \frac{\sqrt{(j+m)!(j-m)!(j+n)!(j-n)!}}{(j+m-k)!k!(j-k-n)!(k-m+n)!} \right. \right. \\ \left. \left. \times \left[\cos\left(\frac{\Omega\tau}{2}\right) \right]^{2j-2k+m-n} \left[\sin\left(\frac{\Omega\tau}{2}\right) \right]^{2k-m+n} \right|^2 \right) - [\cos(\Omega\tau)]^{2(j+m)} [\sin(\Omega\tau)]^{2(j-m)} \right\}. \quad (\text{A21})$$

The value of K is plotted as a function of $\Omega\tau$ in Fig. 2a. The maximum for K seems to be reached around $\Omega\tau = \pi/4$. Plugging this value into Eq. (A21) unfortunately does not give any significant simplifications.

b. von Neumann single state binning

This measurement scheme, where $q_m = 1 - 2\delta_{m,-j}$, was used by Budroni and Emary [21]. The formula we have for K in Eq. (A21) applies here too and is used to plot K as a function of $\Omega\tau$ for this scheme in Fig. 2b. In this case, the maximum is reached around $\Omega\tau = \pi/2$, which allows for some simplifications. Furthermore, this form of q_m allows one to simplify all the sums using the resolution of identity, and in the end one only needs the matrix elements where n and m are $\pm j$. As shown in the appendix of Ref. [21], this leads to a simple analytical formula for the maximum value of K for large spins:

$$K_{\max} = 3 - \sqrt{\frac{2}{\pi j}}, \quad (\text{A22})$$

which approaches 3 when $j \rightarrow \infty$.

c. von Neumann parity binning

For parity binning, we use $q_m = +1$ for $m = j, j-2, j-4, \dots$ and $q_m = -1$ for $m = j-1, j-3, j-5, \dots$. The result from Eq. (A21) applies for this scheme as well and is used to plot K as a function of $\Omega\tau$ in Fig. 2c. The maximum for K seems to be reached close to $\Omega\tau = 0$ for large N . Even if we can expand the trigonometric parts of K around this point, the large sums still remain and further analytical simplifications remain out of reach.

d. von Neumann extreme states binning

In this scheme, all runs of the experiment resulting in $m \neq \pm j$ are discarded. The remaining cases are assigned the measurement results $q_j = +1, q_{-j} = -1$. This considerably simplifies the sums in Eqs. (A4)–(A6). Using the matrix elements calculated in the previous section, we obtain

$$C_{21} = q_j \sum_m q_m |\langle m | U(\tau) | j \rangle|^2 \\ = |\langle j | U(\tau) | j \rangle|^2 - |\langle -j | U(\tau) | j \rangle|^2 \\ = \left[\cos\left(\frac{\Omega\tau}{2}\right) \right]^{4j} - \left[\sin\left(\frac{\Omega\tau}{2}\right) \right]^{4j}. \quad (\text{A23})$$

C_{31} is simply C_{21} with τ replaced by 2τ :

$$C_{31} = [\cos(\Omega\tau)]^{4j} - [\sin(\Omega\tau)]^{4j}. \quad (\text{A24})$$

The calculation for C_{32} is similar to that for C_{21} and gives

$$C_{32} = \left[\cos\left(\frac{\Omega\tau}{2}\right) \right]^{8j} - \left[\sin\left(\frac{\Omega\tau}{2}\right) \right]^{8j}. \quad (\text{A25})$$

Thus, the Leggett-Garg parameter K becomes

$$\begin{aligned} K = & \left[\cos\left(\frac{\Omega\tau}{2}\right) \right]^{4j} - \left[\sin\left(\frac{\Omega\tau}{2}\right) \right]^{4j} \\ & + \left[\cos\left(\frac{\Omega\tau}{2}\right) \right]^{8j} - \left[\sin\left(\frac{\Omega\tau}{2}\right) \right]^{8j} \\ & - [\cos(\Omega\tau)]^{4j} + [\sin(\Omega\tau)]^{4j}. \end{aligned} \quad (\text{A26})$$

The value of K is plotted as a function of $\Omega\tau$ for this scheme in Fig. 2d. We note that as N increases, the maximum of K decreases and occurs close to $\Omega\tau = 0$. To find the asymptotic behaviour of K_{\max} , we can try to expand K for small values of $\Omega\tau$. However, the terms of order $2n$ in $\Omega\tau$ in that expansion have coefficients proportional to j^n , which prevents us from finding an approximate asymptote when $j \rightarrow \infty$. Fortunately, the simple formula for K allows for numerical investigations for very large j , which indicate that $K_{\max} \rightarrow 1.055$ in the limit of many qubits.

e. von Neumann normalized J_z measurement

For the normalized J_z measurement, we use $q_m = m/j$. Just like for the VN single state binning scheme and the parity binning scheme, we can use Eq. (A21) with the new definition of q_m . The value of K is plotted as a function of $\Omega\tau$ in Fig. 2e. The maximum for K seems to be reached somewhere between $\Omega\tau = \pi/8$ and $\Omega\tau = \pi/4$ for large N . Further analytical simplifications to find the asymptotic behaviour of K_{\max} are not possible here.

f. Dichotomic measurement with the Lüders state update rule

This scheme is different from the rest in that the system is not projected onto a single-spin eigenstate after a measurement, but onto a large superposition of spin eigenstates [see Eq. (8)]. Thus, if we calculate the correlation functions as in Eq. (A3), we are left with a large number of sums, which are not amenable to analytical simplifications.

Appendix B: Cavity-based measurements

One of the advantages of the large ensembles of flux qubits or spin ensembles we outlined in Sec. V is that the collective large-spin degree of freedom can be read out with a range of well-developed techniques, typically used for the purposes of quantum information protocols or quantum simulation. For example, one may couple the ensemble to a common microwave transmission line cavity mode [50, 51], leading to a dispersive interaction between the ensemble and measurement-cavity system, similar to that derived for a large-spin in Ref. [53].

However, this is not ideal for our purposes, as the dispersive interaction term is only the lowest order in perturbation theory, and higher-order terms would constitute an invasive or clumsy measurement of the cavity onto the ensemble, which we wish to avoid. One should also note that, in making the dispersive transformation discussed in Ref. [53], the ensemble's collective interaction with the cavity creates an additional spin-spin coupling term, mediated by virtual-excitation exchange with the cavity, which gives rise to a spin squeezing J_+J_- term in the large-spin basis. This, along with a cavity-induced superradiant decay of the large spin, similar to the collective dissipation term Γ_L we used in the examples earlier, constitutes an additional unwanted backaction during the measurement process.

If one wished to proceed with this approach in any case, one could probe the cavity with a weak field at a single frequency, and thus check whether the ensemble is in just one state, or not that state, directly realizing a hybrid of scheme (b) with the Lüders post-measurement rule, as in scheme (f). Alternatively, one can observe the quadrature phase shift of the cavity field, whose phase and magnitude depend on the J_z value of the ensemble. Both approaches may become more difficult as N is increased, however, as the signal to noise (SNR) ratio diminishes (the quadrature displacements of each possible outcome become difficult to distinguish). This would require a decrease in the cavity broadening as N increases to maintain the same SNR. However, this is further restricted as both approaches require a readout of the cavity faster than the ensemble decay time, and without overly populating the cavity itself, the combination of which limits how small the cavity broadening can be.

As an alternative to this dispersive-readout approach one could engineer a time-dependent longitudinal coupling to the cavity and realize fast measurement of the ensemble without either undue disturbance, unwanted spin-spin couplings, or collective superradiance [51]. In addition, the speed of the normal dispersive readout scheme is limited by the perturbative nature of the dispersive interaction; as mentioned above, if the coupling is made stronger, or the number of photons in the cavity is too high, for example, higher-order contributions can lead to unwanted excitation exchange between cavity and ensemble, lessening the impact of the observation of any violation of the LGI. In this longitudinal scheme (see

[51] for details of the single-spin case), when applied to a multi-level system one must look at *both* the direction of the cavity quadrature displacement and the amplitude of that displacement to distinguish the different sub-levels of the large spin. In addition, one must decrease the cavity dissipation as N is increased. However, in this case, one can *a priori* perform faster readout, and thus this is less of a concern. Thus, we conclude that, despite the engineering difficulties associated with generating a

longitudinal time-dependant coupling, this approach to measuring the ensemble seems superior for our purposes than the normal dispersive approach.

While the above approaches may work well for an ensemble of flux qubits, for NV centers an alternative measurement scheme involves coupling the ensemble to a large SQUID, where large dispersive coupling arises naturally, not as an approximation to a full transverse coupling [54], thus circumventing the issue of unwanted backaction and large collective decay.

-
- [1] E. Schrödinger, “Die gegenwärtige Situation in der Quantenmechanik,” *Die Naturwissenschaften* **23**, 823 (1935).
 - [2] J. S. Bell, “On the Einstein Podolsky Rosen Paradox,” *Physics* **1**, 195 (1964).
 - [3] A. J. Leggett and A. Garg, “Quantum mechanics versus macroscopic realism: Is the flux there when nobody looks?” *Physical Review Letters* **54**, 857 (1985).
 - [4] C. Emary, N. Lambert, and F. Nori, “Leggett-Garg inequalities,” *Reports on Progress in Physics* **77**, 016001 (2014), [arXiv:1304.5133](#).
 - [5] M. Stern, G. Catelani, Y. Kubo, C. Grezes, A. Bienfait, D. Vion, D. Esteve, and P. Bertet, “Flux qubits with long coherence times for hybrid quantum circuits,” *Physical Review Letters* **113**, 123601 (2014), [arXiv:1403.3871](#).
 - [6] J. Q. You and F. Nori, “Atomic physics and quantum optics using superconducting circuits,” *Nature* **474**, 589 (2011), [arXiv:1202.1923](#).
 - [7] J. M. Chow, L. DiCarlo, J. M. Gambetta, A. Nunez, L. S. Bishop, L. Frunzio, M. H. Devoret, S. M. Girvin, and R. J. Schoelkopf, “Detecting highly entangled states with a joint qubit readout,” *Physical Review A* **81**, 062325 (2010), [arXiv:0908.1955](#).
 - [8] M. E. Goggin, M. P. Almeida, M. Barbieri, B. P. Lanyon, J. L. O’Brien, A. G. White, and G. J. Pryde, “Violation of the Leggett-Garg inequality with weak measurements of photons,” *PNAS* **108**, 1256 (2011), [arXiv:0907.1679](#).
 - [9] G. C. Knee, S. Simmons, E. M. Gauger, J. J. L. Morton, H. Riemann, N. V. Abrosimov, P. Becker, H.-J. Pohl, K. M. Itoh, M. L. W. Thewalt, G. A. D. Briggs, and S. C. Benjamin, “Violation of a Leggett-Garg inequality with ideal non-invasive measurements,” *Nature Communications* **3**, 606 (2012), [arXiv:1104.0238](#).
 - [10] A. Palacios-Laloy, F. Mallet, F. Nguyen, P. Bertet, D. Vion, D. Esteve, and A. N. Korotkov, “Experimental violation of a Bell’s inequality in time with weak measurement,” *Nature Physics* **6**, 442 (2010), [arXiv:1005.3435](#).
 - [11] C. Robens, W. Alt, D. Meschede, C. Emary, and A. Alberti, “Ideal negative measurements in quantum walks disprove theories based on classical trajectories,” *Physical Review X* **5**, 011003 (2015), [arXiv:1404.3912](#).
 - [12] G.-Y. Chen, N. Lambert, C.-M. Li, Y.-N. Chen, and F. Nori, “Delocalized single-photon Dicke states and the Leggett-Garg inequality in solid state systems,” *Scientific Reports* **2**, 869 (2012), [arXiv:1209.0906](#).
 - [13] J. G. E. Harris, D. D. Awschalom, K. D. Maranowski, and A. C. Gossard, “Fabrication and characterization of 100-nm-thick GaAs cantilevers,” *Review of Scientific Instruments* **67**, 3591 (1996).
 - [14] P. Treutlein, D. Hunger, S. Camerer, T. W. Hänsch, and J. Reichel, “Bose-Einstein Condensate coupled to a nanomechanical resonator on an atom chip,” *Physical Review Letters* **99**, 140403 (2007), [arXiv:0703199 \[quant-ph\]](#).
 - [15] J. C. Sankey, C. Yang, B. M. Zwickl, A. M. Jayich, and J. G. E. Harris, “Strong and tunable nonlinear optomechanical coupling in a low-loss system,” *Nature Physics* **6**, 707 (2010), [arXiv:1002.4158](#).
 - [16] N. Lambert, R. Johansson, and F. Nori, “Macrorealism inequality for optoelectromechanical systems,” *Physical Review B* **84**, 245421 (2011), [arXiv:1106.3138](#).
 - [17] A. M. Jayich, J. C. Sankey, B. M. Zwickl, C. Yang, J. D. Thompson, S. M. Girvin, A. A. Clerk, F. Marquardt, and J. G. E. Harris, “Dispersive optomechanics: a membrane inside a cavity,” *New Journal of Physics* **10**, 095008 (2008), [arXiv:0805.3723](#).
 - [18] Z.-L. Xiang, S. Ashhab, J. Q. You, and F. Nori, “Hybrid quantum circuits: Superconducting circuits interacting with other quantum systems,” *Reviews of Modern Physics* **85**, 623 (2013), [arXiv:1204.2137](#).
 - [19] O. Viehmann, J. von Delft, and F. Marquardt, “Super-radiant Phase Transitions and the Standard Description of Circuit QED,” *Physical Review Letters* **107**, 113602 (2011), [arXiv:1103.4639](#).
 - [20] C. Eichler and A. Wallraff, “Controlling the dynamic range of a Josephson parametric amplifier,” *EPJ Quantum Technology* **1**, 2 (2014), [arXiv:1305.6583](#).
 - [21] C. Budroni and C. Emary, “Temporal quantum correlations and Leggett-Garg Inequalities in multilevel systems,” *Physical Review Letters* **113**, 050401 (2014), [arXiv:1309.3678](#).
 - [22] V. V. Dodonov and A. V. Dodonov, “QED effects in a cavity with a time-dependent thin semiconductor slab excited by laser pulses,” *Journal of Physics B: Atomic, Molecular and Optical Physics* **39**, S749 (2006).
 - [23] R. E. George, L. M. Robledo, O. J. E. Maroney, M. S. Blok, H. Bernien, M. L. Markham, D. J. Twitchen, J. J. L. Morton, G. A. D. Briggs, and R. Hanson, “Opening up three quantum boxes causes classically undetectable wavefunction collapse,” *PNAS* **110**, 3777 (2013), [arXiv:1205.2594](#).
 - [24] C.-M. Li, N. Lambert, Y.-N. Chen, G.-Y. Chen, and F. Nori, “Witnessing quantum coherence: from solid-state to biological systems,” *Scientific Reports* **2**, 885 (2012), [arXiv:1212.0194](#).
 - [25] J. Kofler and Č. Brukner, “Condition for macroscopic realism beyond the Leggett-Garg inequalities,” *Physical Review A* **87**, 052115 (2013), [arXiv:1207.3666](#).
 - [26] C. Budroni, G. Vitagliano, G. Colangelo, R. J. Sewell,

- O. Gühne, G. Tóth, and M. W. Mitchell, “Quantum nondemolition measurement enables macroscopic leggett-garg tests,” *Physical Review Letters* **115**, 200403 (2015), [arXiv:1503.08433](#).
- [27] These examples comprise a rich energy level structure, and we assume here that two levels have been isolated well from the rest (for example by applying a magnetic field), so that they are the only relevant states.
- [28] N. Lambert, C. Emary, Y.-N. Chen, and F. Nori, “Distinguishing quantum and classical transport through nanostructures,” *Physical Review Letters* **105**, 176801 (2010), [arXiv:1002.3020](#).
- [29] C. Emary, N. Lambert, and F. Nori, “Leggett-Garg inequality in electron interferometers,” *Physical Review B* **86**, 235447 (2012), [arXiv:1209.2977](#).
- [30] T. Fritz, “Quantum correlations in the temporal Clauser-Horne-Shimony-Holt (CHSH) scenario,” *New Journal of Physics* **12**, 083055 (2010), [arXiv:1005.3421](#).
- [31] J. J. Halliwell, “Leggett-Garg inequalities and no-signaling in time: A quasiprobability approach,” *Physical Review A* **93**, 022123 (2016), [arXiv:1508.02271](#).
- [32] G. C. Knee, K. Kakuyanagi, M.-C. Yeh, Y. Matsuzaki, H. Toida, H. Yamaguchi, A. J. Leggett, and W. J. Munro, “A strict experimental test of macroscopic realism in a superconducting flux qubit,” [arXiv: 1601.03728](#) (2016).
- [33] J. R. Johansson, P. D. Nation, and F. Nori, “QuTiP: An open-source Python framework for the dynamics of open quantum systems,” *Computer Physics Communications* **183**, 1760 (2012), [arXiv:1110.0573](#).
- [34] J. R. Johansson, P. D. Nation, and F. Nori, “QuTiP 2: A Python framework for the dynamics of open quantum systems,” *Computer Physics Communications* **184**, 1234 (2013), [arXiv:1211.6518](#).
- [35] R. H. Dicke, “Coherence in spontaneous radiation processes,” *Physical Review* **93**, 99 (1954).
- [36] M. Gross and S. Haroche, “Superradiance: An essay on the theory of collective spontaneous emission,” *Physics Reports* **93**, 301 (1982).
- [37] G. Lüders, “Concerning the state-change due to the measurement process,” *Annalen der Physik* **15**, 663 (2006).
- [38] J. Kofler and Č. Brukner, “Classical world arising out of quantum physics under the restriction of coarse-grained measurements,” *Physical Review Letters* **99**, 180403 (2007), [arXiv:0609079 \[quant-ph\]](#).
- [39] J. Kofler and Č. Brukner, “Conditions for quantum violation of macroscopic realism,” *Physical Review Letters* **101**, 090403 (2008), [arXiv:0706.0668](#).
- [40] A. J. Leggett, “Macroscopic quantum systems and the quantum theory of measurement,” *Progress of Theoretical Physics Supplements* **69**, 80 (1980).
- [41] M. Steffen, S. Kumar, D. P. Divincenzo, J. R. Rozen, G. A. Keefe, M. Beth Rothwell, and M. B. Ketchen, “High-coherence hybrid superconducting qubit,” *Physical Review Letters* **105**, 100502 (2010), [arXiv:1003.3054](#).
- [42] A. D. Córcoles, J. M. Chow, J. M. Gambetta, C. Rigetti, J. R. Rozen, G. A. Keefe, M. Beth Rothwell, M. B. Ketchen, and M. Steffen, “Protecting superconducting qubits from radiation,” *Applied Physics Letters* **99**, 181906 (2011), [arXiv:1108.1383](#).
- [43] F. Yan, S. Gustavsson, A. Kamal, J. Birenbaum, A. P. P. Sears, D. Hover, T. J. Gudmundsen, J. L. Yoder, T. P. Orlando, J. Clarke, A. J. Kerman, and W. D. Oliver, “The flux qubit revisited,” [arXiv: 1508.06299](#) (2015).
- [44] P. Macha, G. Oelsner, J.-M. Reiner, M. Marthaler, S. Andre, G. Schon, U. Hubner, H.-G. Meyer, E. Ill’ichev, and A. V. Ustinov, “Implementation of a quantum metamaterial using superconducting qubits,” *Nature Communications* **5**, 5146 (2014), [arXiv:1309.5268](#).
- [45] P. Bushev, A. K. Feofanov, H. Rotzinger, I. Protopopov, J. H. Cole, C. M. Wilson, G. Fischer, A. Lukashenko, and A. V. Ustinov, “Ultralow-power spectroscopy of a rare-earth spin ensemble using a superconducting resonator,” *Physical Review B* **84**, 3 (2011), [arXiv:1102.3841](#).
- [46] T. Böttger, C. W. Thiel, Y. Sun, and R. L. Cone, “Optical decoherence and spectral diffusion at $1.5\mu\text{m}$ in $\text{Er}^{3+}:\text{Y}_2\text{SiO}_5$ versus magnetic field, temperature, and Er^{3+} concentration,” *Physical Review B* **73**, 075101 (2006).
- [47] D. I. Schuster, A. P. Sears, E. Ginossar, L. Dicarlo, L. Frunzio, J. J. L. Morton, H. Wu, G. A. D. Briggs, B. B. Buckley, D. D. Awschalom, and R. J. Schoelkopf, “High-cooperativity coupling of electron-spin ensembles to superconducting cavities,” *Physical Review Letters* **105**, 075101 (2010), [arXiv:1006.0242](#).
- [48] N. Bar-Gill, L. M. Pham, A. Jarmola, D. Budker, and R. L. Walsworth, “Solid-state electronic spin coherence time approaching one second,” *Nature Communications* **4**, 1743 (2013), [arXiv:1211.7094](#).
- [49] A. M. Tyryshkin, S. Tojo, J. J. L. Morton, H. Riemann, N. V. Abrosimov, P. Becker, H.-J. Pohl, T. Schenkel, M. L. W. Thewalt, K. M. Itoh, and S. A. Lyon, “Electron spin coherence exceeding seconds in high purity silicon,” *Nature Materials* **11**, 18 (2011), [arXiv:1105.3772](#).
- [50] E. Jeffrey, D. Sank, J. Y. Mutus, T. C. White, J. Kelly, R. Barends, Y. Chen, Z. Chen, B. Chiaro, A. Dunsworth, A. Megrant, P. J. J. O’Malley, C. Neill, P. Roushan, A. Vainsencher, J. Wenner, A. N. Cleland, and J. M. Martinis, “Fast accurate state measurement with superconducting qubits,” *Physical Review Letters* **112**, 190504 (2014), [arXiv:1401.0257](#).
- [51] N. Didier, J. Bourassa, and A. Blais, “Fast quantum non-demolition readout by parametric modulation of longitudinal qubit-oscillator interaction,” *Physical Review Letters* **115**, 203601 (2015), [arXiv:1504.04002](#).
- [52] J. J. Sakurai, *Modern Quantum Mechanics* (Addison-Wesley Publishing Company, Inc., 1994).
- [53] S. D. Bennett, N. Y. Yao, J. Otterbach, P. Zoller, P. Rabl, and M. D. Lukin, “Phonon-induced spin-spin interactions in diamond nanostructures: Application to spin squeezing,” *Physical Review Letters* **110**, 156402 (2013), [arXiv:1301.2968](#).
- [54] H. Toida, Y. Matsuzaki, K. Kakuyanagi, X. Zhu, W. J. Munro, K. Nemoto, H. Yamaguchi, and S. Saito, “Electron paramagnetic resonance spectroscopy using a direct current-squid magnetometer directly coupled to an electron spin ensemble,” *Applied Physics Letters* **108**, 052601 (2016).