

# Dynamical analysis of interacting dark energy model in the framework of particle creation mechanism

Sujay Kr. Biswas,<sup>1,2,\*</sup> Wompherdeiki Khylllep,<sup>3,†</sup> Jibitesh Dutta,<sup>4,‡</sup> and Subenoy Chakraborty<sup>2,§</sup>

<sup>1</sup>*Department of Mathematics, Ramakrishna Mission Vivekananda Centenary College, Rahara, Kolkata-700 118, West Bengal, India.*

<sup>2</sup>*Department of Mathematics, Jadavpur University, Jadavpur, Kolkata - 700032, West Bengal, India*

<sup>3</sup>*Department of Mathematics, St. Anthony's College, Shillong- 793001, Meghalaya, India*

<sup>4</sup>*Mathematics Division, Department of Basic Sciences and Social Sciences, North Eastern Hill University, NEHU Campus, Shillong - 793022, Meghalaya, India*

In this work we present the cosmological dynamics of interacting dark energy models in the framework of particle creation mechanism. The particle creation mechanism presented here describes the true non equilibrium thermodynamics of the universe. In spatially flat Friedmann-Lemaître-Robertson-Walker universe considered here, the dissipative bulk viscous pressure is due to the non conservation of particle number. For simplicity, we assume that the creation of perfect fluid particles to be isentropic (adiabatic) and consequently the viscous pressure obeys a linear relationship with particle creation rate. Due to complicated nature of the Einstein's field equations, dynamical systems analysis has been performed to understand deeply about the cosmological dynamics. We have found some interesting cosmological scenarios like late-time evolution of universe dominated by dark energy which could mimic quintessence, cosmological constant or phantom field through a dark matter dominated era. We also obtained a possibility of crossing the phantom divide line which is favored by observations.

PACS numbers: 95.36.+x, 95.35.+d, 98.80.-k, 98.80.Cq.

Keywords: Dark energy; Dark matter; Interaction; Particle production; Dynamical system; Phase space analysis; Normally hyperbolic, phantom divide line.

## 1. INTRODUCTION

Various observations suggest that our universe is currently undergoing a phase of accelerated expansion [1–5]. This is a challenging issue in standard cosmology which shows a new imbalance in the governing Friedmann equations. People have addressed such imbalances either by introducing new sources or by altering the governing equations. In the frame of standard cosmology, the first one is termed as dark energy with a huge negative pressure, and the second one involves the introduction of some modifications into the gravity sector commonly known as modified gravity theories. The simplest dark energy (DE) candidate is the cosmological constant  $\Lambda$ , which together with cold dark matter provides the simplest cosmological model known as the  $\Lambda$ -cold-dark-matter ( $\Lambda$ CDM), which according to a large number of observations, is the best cosmological model at present. However,  $\Lambda$ CDM suffers from severe problems in the interface of cosmology and particle physics, such as the cosmological constant problem [6–8] and the cosmic coincidence problem [9].

In order to address these issues related to  $\Lambda$ -cosmology, an extensive analysis have been performed ranging from various DE models to modified gravity theories [10, 11]. Amongst them, the cosmological models where dark matter (DM) and DE interacts with each other have gained significant attention with the successive number of observational data. Although latest observations indicate a nonvanishing interaction in the dark sector [12–14], but this interaction is very compatible to zero within the  $1\sigma$  confidence region. In any case, the interaction between DE and DM could be a major issue to be confronted in studying the physics of DE. However, since the nature of these two dark components (DE and DM) remaining unknown, so the precise form of the interaction is unknown till now, and as such, there is no fundamental theory for choosing a specific coupling. So, the choice of coupling is purely phenomenological. Further, in the framework of field theory, it is natural to consider the inevitable interaction between the dark components. Interacting dark sector models have been extensively studied in several works [15–27].

---

\*Electronic address: [sujaymathju@gmail.com](mailto:sujaymathju@gmail.com)

†Electronic address: [sjwomkhylllep@gmail.com](mailto:sjwomkhylllep@gmail.com)

‡Electronic address: [jdutta29@gmail.com](mailto:jdutta29@gmail.com), [jibitesh@nehu.ac.in](mailto:jibitesh@nehu.ac.in)

§Electronic address: [schakraborty@math.jdvu.ac.in](mailto:schakraborty@math.jdvu.ac.in)

In fact, an appropriate interaction between DE and DM can provide a mechanism to alleviate the coincidence problem [28] and cosmic age problem. Furthermore, it also provides a possibility of crossing the phantom divide line [29, 30] and explains the transient nature of the deceleration parameter. It should be noted that there are other options apart from the above mentioned choices for explaining the cosmic coincidence and other cosmological conundrums. In particular, there is the  $\Lambda$ XCDM type of models (for detailed study see [31, 32]) where there exists an interaction between the vacuum energy and another DE component (X). In this case, matter can be conserved and nevertheless the ratio between the DE and DM remains bounded in the entire cosmic history. Further, in this context one finds effective quintessence and phantom like behaviors in references [33–35].

Therefore, interacting DE models provide richer cosmological dynamics than non-interacting one by allowing the energy exchange between dark sectors. This might provides a similar energy density in dark sectors which can be achieved by accelerated scaling attractor solution [20, 36, 37] with

$$\frac{\Omega_{\text{DE}}}{\Omega_{\text{DM}}} \approx \mathcal{O}(1) \quad \text{and} \quad \omega_{\text{eff}} < -\frac{1}{3} \quad (1)$$

Thus, the proper choice of parameters without fine-tuning of the initial conditions is required in order to match the ratio of energy densities of dark sectors with observations.

Present observations [4, 5, 38–41] also favors the possibility that our universe entering into the phantom era with an effective equation of state  $\omega_{\text{eff}} < -1$ . To obtain this scenario, usually scalar field with negative kinetic term is introduced [42]. However, this leads to some instabilities at classical as well as quantum levels [43, 44] and also induces some other theoretical problems [45–47].

Another choice to explain this present acceleration is the particle creation mechanism. This model can successfully mimic the  $\Lambda$ CDM cosmology [48–52]. Historically, in 1939, Schrodinger [53] introduced a microscopic description of particle production in an expanding universe where gravity plays a crucial role. Following his idea, Parker with collaborators [54] and Zeldovich with his collaborators [55] started investigating the possible physical scenarios by the production of particles. Since the evolution of universe could be understood by Einstein field equations, Prigogine et al [56] studied the evolution of the universe after introducing particle creation mechanism in Einstein's field equations by changing the usual balance equation for the number density of particles.

In cosmological dynamics, the only dissipative phenomenon in the homogeneous and isotropic flat Friedmann-Lemaître-Robertson-Walker (FLRW) model may be in the form of bulk viscous pressure either due to coupling of different components of the cosmic substratum [57–61] or due to non-conservation of (quantum) particle number. Thus for an open thermodynamical system where the number of fluid particles are not preserved ( $N_{;\mu}^{\mu} \neq 0$ ) [62–64], the particle conservation equation gets modified as

$$N_{;\mu}^{\mu} \equiv n_{, \mu} u^{\mu} + \Theta n = n\Gamma \iff N_{, \mu} u^{\mu} = \Gamma N, \quad i.e., \quad \dot{N} = \Gamma N \quad (2)$$

This equation is also known as the balance equation for the particle flux. Also the implied relation states that the rate of change of total particle number is proportional to the total number of particles. Here,  $\Gamma$  stands for the rate of change of particle number in a comoving volume  $V$  containing  $N$  number of particles,  $N^{\mu} = nu^{\mu}$ , the particle flow vector,  $u^{\mu}$  is the four velocity vector,  $n = N/V$  is the particle number density and  $\Theta = u_{;\mu}^{\mu}$  is the fluid expansion. The quantity  $\Gamma$  is unknown in nature but the validity of second law of thermodynamics implies the positivity of  $\Gamma$ . In the present work, dissipative effect due to the second alternative is chosen. However, for simplicity, adiabatic (*i.e.*, isentropic) production [56, 65] of perfect fluid particles is considered and as a result viscous pressure obeys a linear relationship with particle production rate.

The particle creation scenario can successfully describe the accelerated expansion model of universe without introducing DE. Also, many interesting results with this mechanism, such as, a possibility of future deceleration has been proposed in [66, 67], consequently, an existence of an emergent universe has been shown in [68, 69] and subsequently, the complete cosmic scenario has been reported in [70]. Further, in the framework of particle creation mechanism universe evolves from big bang scenario to late time de Sitter phase in [71] and accelerated expansion of universe at early and present times are reported in [72]. Furthermore, the possibility of a phantom universe without invoking any phantom fields has recently been realized in the similar context [73, 74]. So it is worth studying interacting DE models from particle creation mechanism.

In the present work, considering our universe as an open thermodynamical system in the framework of flat FLRW spacetime, an interacting dynamics between dark energy and dark matter has been proposed where the dark matter particles are assumed to be created from the gravitational field. This is achieved by rewriting the Friedmann equation and Raychaudhuri equation in the context of matter creation mechanism and assuming the particle production rate to be proportional to the Hubble parameter and is uniform throughout the universe. The main scope of this work is to analyze the cosmological dynamics of interacting DE models in the framework of adiabatic particle creation using

dynamical system techniques. Dynamical system tools have been extensively used to study the asymptotic behavior of various cosmological models where exact solutions of evolution equations cannot be obtained (see for e.g., [75–82]). We obtained some interesting critical points which describe many interesting results from the phase space analysis of linear interactions. These include the early matter dominated universe, the late time DE dominated attractors in some parameter region, where DE is associated with quintessence, cosmological constant, or phantom field respectively.

The organization of the paper is as follows: In Sec. 2, we present the basic equations of the present particle creation model and the evolution equations are transformed to an autonomous system by suitable transformation of the dynamical variables. In Sec. 3, critical points are shown for various choices for the interaction term and the cosmological parameters have been evaluated. Sec. 4 shows the phase space analysis and stability criteria for the critical points. In Sec. 5, cosmological implication of critical points for several interaction models are given. The paper ends with a short discussion in sec. 6.

## 2. THE BASIC EQUATIONS IN PARTICLE CREATION AND AUTONOMOUS SYSTEM

In accordance with inflation and cosmic microwave background radiation, the universe is well described by the spatially flat FLRW space-time

$$ds^2 = -dt^2 + a^2(t)(dr^2 + r^2 d\Omega^2), \quad (3)$$

where  $a(t)$  is the scale factor of the universe and the spherical line element  $d\Omega^2 = d\theta^2 + \sin^2 \theta d\phi^2$  is the metric on the unit 2-sphere. For the co-moving observer,  $u^\mu = \delta_t^\mu$ , is the velocity vector so that  $u^\mu u_\mu = -1$ , accompanied with the line element (3) and consequently the fluid expansion ( $\Theta$ ) will become,  $\Theta = 3H$ , where  $H$  is the Hubble parameter. Hence, the particle conservation equation (2) is reduced to

$$N_{;\mu}^\mu \equiv n_{;\mu} u^\mu + 3Hn = n\Gamma, \quad (4)$$

for the present open thermodynamical model. Further, using the above conservation equation (4), the Gibb's relation [56, 83, 84]

$$Tds = d\left(\frac{\rho}{n}\right) + pd\left(\frac{1}{n}\right), \quad (5)$$

gives the variation of entropy per particle by the relation [56, 71]

$$nT\dot{s} = \dot{\rho} + 3H\left(1 - \frac{\Gamma}{3H}\right)(\rho + p), \quad (6)$$

where  $T$  represents the fluid temperature,  $s$  is the entropy per particle, *i.e.*, specific entropy (specific entropy of a system is the entropy of the unit mass of the system),  $\rho$  is the total energy density and  $p$  denotes the total thermodynamic pressure. We consider our thermodynamical system to be ideal one, *i.e.*, isentropic (or adiabatic) (see, for instance [65, 85]) and consequently we have the production of perfect fluid particles with constant entropy (*i.e.*,  $\dot{s} = 0$ ). However, there is entropy production due to the enlargement of the phase space of the system since number of perfect fluid particles increases. Hence, from equation (6) one can obtain the conservation equation as

$$\dot{\rho} + 3H(\rho + p) = \Gamma(\rho + p), \quad (7)$$

which however can also be written as [72]

$$\dot{\rho} + 3H(\rho + p + p_c) = 0. \quad (8)$$

So, comparing equations (7), and (8), one can easily obtain the creation pressure as follows [70, 71, 87, 88]

$$p_c = -\frac{\Gamma}{3H}(\rho + p), \quad (9)$$

where  $p_c$  is termed as the creation pressure, and  $\Gamma$  is the particle production rate (number of particles created per unit time), assumed to be uniform throughout the universe. Now, considering the main constituents of our universe as dark matter (DM) in the form of dust having energy density  $\rho_m$  and the dark energy fluid having equation state  $\omega_d = p_d/\rho_d$  (where  $\rho_d$ ,  $p_d$  are respectively the energy density and the thermodynamic pressure of the cosmic fluid). The Friedmann and Raychaudhuri equations ( $8\pi G = c = 1$ ) can now be written as:

$$H^2 = \frac{1}{3}(\rho_m + \rho_d), \quad (\text{Friedmann's equation}) \quad (10)$$

$$\dot{H} = -\frac{1}{2}(\rho_m + \rho_d + p_d + p_c), \quad (\text{Raychaudhuri's equation}) \quad (11)$$

where  $H = \dot{a}/a$  is the Hubble parameter and an ‘overdot’ represents the differentiation with respect to cosmic time ‘t’. If we assume that the created particles are described as pressure-less dark matter (DM) in the thermodynamically open model of the universe under the adiabatic condition, then the creation pressure  $p_c$  in (9) becomes [73]

$$p_c = -\frac{\Gamma}{3H}(\rho_m).$$

In standard cosmology, the dynamic interactions between the homogeneously distributed DE in the universe and the DM component (clumping around the ordinary particles) are extremely weak or even it is negligible. As a result, the energy conservation equations for the two matter components are

$$\dot{\rho}_m + 3H(\rho_m + p_c) = 0 \quad (12)$$

or, using the above expression for  $p_c$  we have

$$\dot{\rho}_m + 3H\rho_m = \Gamma\rho_m \quad (13)$$

and

$$\dot{\rho}_d + 3H(\rho_d + p_d) = 0. \quad (14)$$

In order to alleviate the cosmological coincidence problem, it has been found that a non-gravitational interaction between these dark sectors could be a viable alternative. So the interacting DM and DE models of the universe are becoming of great interest and are widely used in the literature [23]. Thus the above energy conservation equations are modified as :

$$\dot{\rho}_m + 3H\rho_m\left(1 - \frac{\Gamma}{3H}\right) = -Q, \quad (15)$$

$$\dot{\rho}_d + 3H(\rho_d + p_d) = Q, \quad (16)$$

where  $Q$  indicates the rate of energy exchange between the dark sectors.

In particular,  $Q > 0$  indicates conversion of DM into DE, while  $Q < 0$  represents the vice-versa. A complete study of the interaction of dynamical vacuum energy with matter can be found in the references [89, 90] (for an extension see also the Refs. [91, 92]). Further, it should be noted that the running vacuum models [93, 94] give the overall fit to the observational data better than the  $\Lambda$ CDM. These studies are based on the general expectations of the effective action of quantum field theory (QFT) in curved space time and provide an interaction of dynamical vacuum and matter[95].

In the present work, we describe the background dynamics with different interactions as (i)  $Q \propto H\rho_m$  [20, 22], (ii)  $Q \propto H\rho_d$  [96, 97], and (iii)  $Q \propto H(\rho_m + \rho_d)$  [16, 98], (iv)  $Q \propto \frac{\rho_m\rho_d}{H}$  [30], and (v)  $Q \propto \rho_m$  [20].

One may note that in the above interactions, the dimensionless parameters (proportionality constants) should not be chosen in an ad hoc manner. These parameters can actually be fitted to the overall observational data and one finds that they are typically of order between  $10^{-3}$  to  $10^{-2}$  [92–94, 99] depending on the normalization of the parameters

involved. Further, in these references the justifications of such small values of these parameters are shown from two perspectives, namely theoretically these coefficients represent the beta-function of the running vacuum energy [94, 99] and hence are expected to be very small. Also, experimentally, as the fitted values of these coefficients to the recent SNIa + BAO + LSS + BBN + CMB data (in which WMAP9, Planck-13, 15 data are taken into account) [5] are found to be of the same order as the theoretically expected values. Further, if we compare our equation (15) with equation (4) of the  $Q_m$  model in Ref. [99] and choosing  $\Gamma = \Gamma_0 H$  ( $\Gamma_0$ , a constant), we see that effective interaction term will be  $(\Gamma_0 - \alpha_m)H\rho_m$  in the first case. Thus comparing equation (7) of Ref. [99] we have

$$\Gamma_0 - \alpha_m = 3\nu_{dm}. \quad (17)$$

Moreover, recent observationally estimated values of the parameters  $\nu_{dm}$  and  $\nu_\Lambda$  (in equations (7) and (8) of Ref. [99]) similar to our interaction models 1 and 2 are given by (see table II of Ref. [99])

$$\begin{aligned} \nu_{dm} &= 0.00618 \pm 0.00159, \\ \nu_\Lambda &= 0.01890 \pm 0.00744. \end{aligned}$$

Thus,  $\Gamma_0$  and  $\alpha_m$  are not arbitrary, their difference has an observational estimate. Note that as  $\nu_{dm}$  is positive so from equation (17),  $\Gamma_0$  is always greater than  $\alpha_m$  and the effective interaction term has the same sign convention as in Ref. [99].

Due to complicated non-linear forms in the evolution equations (10), (11), (15) and (16) we convert these evolution equations to an autonomous system of first order differential equations. To do this we consider the following dimensionless variables [17]

$$x = \frac{\rho_d}{3H^2}, \quad y = \frac{p_d}{3H^2}, \quad (18)$$

which are normalized over Hubble scale.

Then, the autonomous system of ordinary differential equations obtained are:

$$\frac{dx}{dN} = \frac{Q}{3H^3} - (1-x)(3y + \Gamma_0 x), \quad (19)$$

$$\frac{dy}{dN} = \frac{Qy}{3xH^3} - (1-x)\left(\frac{3y^2}{x} + \Gamma_0 y\right). \quad (20)$$

Here, the independent variable is chosen as the lapse time  $N = \ln a$ , which is called the e-folding number and the particle production rate  $\Gamma$  as a function of the Hubble parameter [66, 70] ( $\Gamma$  has dimensions  $(\text{time})^{-1}$ ) is chosen as above  $\Gamma = \Gamma_0 H$  ( $\Gamma_0$  is a constant). The value of the parameter  $\Gamma_0$  is assumed to be nonnegative as the creation of particles are only considered in this study.

Now, in terms of the new dimensionless quantities, cosmological parameters can be written as follows. For instance, the energy density parameter for dark matter as

$$\Omega_m = 1 - x, \quad (21)$$

and the energy density parameter for the dark energy as

$$\Omega_d = x. \quad (22)$$

It may be noted that in the case of non-interacting DE models, the energy density is usually considered to be non-negative. However, in this case of interacting DE models, the energy density can be taken to be negative [100]. This would imply that there is no constrain for dimensionless variables, making the phase space that is analyzed here to be not compact.

So, there might be a possibility of critical points at infinity. In general, the analysis of fixed points at infinity is done by compactifying the phase space using Poincare compactification. However, from a phenomenological point of view in this present work, we shall only determine the dynamics in the neighborhood of finite fixed points. This is enough, since our aim is to find physically viable solutions, namely trajectories connecting DM to DE domination.

Also, the equation of state parameter for the DE can be expressed as

$$\omega_d = \frac{p_d}{\rho_d} = \frac{y}{x}, \quad (23)$$

and the effective equation of state parameter will be of the form

$$\omega_{\text{eff}} = y - \frac{\Gamma_0}{3}(1 - x) . \quad (24)$$

Moreover, we have the evolution equation of the Hubble function as

$$\frac{1}{H} \frac{dH}{dN} = -\frac{3}{2} \left( 1 + y - \frac{\Gamma_0}{3}(1 - x) \right) . \quad (25)$$

We now determine the critical points of the above autonomous system for different choices of  $Q$  and then we perturb the equations up to first order about the critical points, in order to determine their stability.

### 3. CRITICAL POINTS OF AUTONOMOUS SYSTEM (19)–(20) FOR VARIOUS CHOICES OF INTERACTION TERM AND THE COSMOLOGICAL PARAMETERS:

In this section, we discuss the existence of the critical points and the corresponding physical parameters for various interaction models. These are presented in detail in tabular form.

#### 3.1. Interaction Model 1:

First, we choose the interaction as

$$Q = \alpha_m H \rho_m , \quad (26)$$

where the coupling parameter  $\alpha_m$  is a dimensionless constant. The indefiniteness in the sign of  $\alpha_m$  indicates that the energy transfer takes place in the either direction - DE or DM. This interaction is well motivated due to mathematical simplicity as the dimensions of the autonomous system (19)–(20) remain same because  $H$  parameter can be eliminated from the equations. Now, using this interaction in the system (19)–(20), the autonomous system for this interaction model will be

$$\frac{dx}{dN} = (-1 + x)(\Gamma_0 x - \alpha_m + 3y), \quad (27)$$

$$\frac{dy}{dN} = \frac{y}{x}(-1 + x)(\Gamma_0 x - \alpha_m + 3y). \quad (28)$$

The critical points for this system (27)–(28) are the following:

- Set of critical points:  $A_1 = (1, y_c)$ , where  $y_c$  takes any real value.
- Critical Point :  $B_1 = (\frac{\alpha_m}{\Gamma_0}, 0)$ .
- Critical point :  $C_1 = (1, 0)$ .
- Critical point :  $D_1 = (1, -1)$ .
- Set of critical points :  $E_1 = (x_c, \frac{\alpha_m}{3} - \frac{\Gamma_0 x_c}{3})$ .

The existence of critical points and their cosmological parameters are displayed in the table I. It is observed that point  $B_1$  is a point on the set  $E_1$ , points  $C_1$  and  $D_1$  are points on the set  $A_1$ . So, in the next section, we shall analyze only the stability of sets  $A_1$  and  $E_1$ . However, critical points  $B_1$ ,  $C_1$  and  $D_1$  show some interesting cosmological feature which we shall discuss in Sec. 5.

TABLE I: The existence of critical points and the corresponding physical parameters for the interaction model  $Q_1 = \alpha_m H \rho_m$ .

Critical Points	Existence	$\omega_d$	$\omega_{\text{eff}}$	$\Omega_m$	$\Omega_d$
$A_1 : (1, y_c)$	Always	$y_c$	$y_c$	0	1
$B_1 : \left(\frac{\alpha_m}{\Gamma_0}, 0\right)$	$\Gamma_0 \neq 0$	0	$-\frac{\Gamma_0}{3}\left(1 - \frac{\alpha_m}{\Gamma_0}\right)$	$1 - \frac{\alpha_m}{\Gamma_0}$	$\frac{\alpha_m}{\Gamma_0}$
$C_1 : (1, 0)$	Always	0	0	0	1
$D_1 : (1, -1)$	Always	-1	-1	0	1
$E_1 : \left(x_c, \frac{\alpha_m}{3} - \frac{\Gamma_0 x_c}{3}\right)$	Always	$\frac{\alpha_m - \Gamma_0 x_c}{3x_c}$	$\frac{\alpha_m}{3} - \frac{\Gamma_0}{3}$	$1 - x_c$	$x_c$

TABLE II: The existence of critical points and the corresponding physical parameters for the interaction model  $Q_2 = \alpha_d H \rho_d$ .

Critical Points	Existence	$\omega_d$	$\omega_{\text{eff}}$	$\Omega_m$	$\Omega_d$
$A_2 : \left(\frac{\Gamma_0 - \alpha_d}{\Gamma_0}, 0\right)$	$\Gamma_0 \neq 0$	0	$-\frac{\alpha_d}{3}$	$\frac{\alpha_d}{\Gamma_0}$	$1 - \frac{\alpha_d}{\Gamma_0}$
$B_2 : \left(x_c, \frac{x_c(\Gamma_0 x_c - \Gamma_0 + \alpha_d)}{3(1 - x_c)}\right)$	$x_c \neq 1$	$\frac{(\Gamma_0 x_c - \Gamma_0 + \alpha_d)}{3(1 - x_c)}$	$\frac{(\Gamma_0 x_c - \Gamma_0 + \alpha_d x_c)}{3(1 - x_c)}$	$1 - x_c$	$x_c$

### 3.2. Interaction Model 2:

We consider another choice of interaction as

$$Q = \alpha_d H \rho_d, \quad (29)$$

where  $\alpha_d$  is the coupling parameter. Using this interaction in the system (19)-(20), we have the following autonomous system:

$$\frac{dx}{dN} = (\Gamma_0 x + 3y)(x - 1) + \alpha_d x, \quad (30)$$

$$\frac{dy}{dN} = \frac{y}{x} \left( (\Gamma_0 x + 3y)(x - 1) + \alpha_d x \right). \quad (31)$$

The autonomous system (30)-(31) admits the following critical points:

- Critical Point :  $A_2 = \left(\frac{\Gamma_0 - \alpha_d}{\Gamma_0}, 0\right)$ .
- Set of critical points :  $B_2 = \left(x_c, \frac{x_c(\Gamma_0 x_c - \Gamma_0 + \alpha_d)}{3(1 - x_c)}\right)$ .

The existence criteria and the cosmological parameter related to the critical points are shown in the table II. It is again noted that point  $A_2$  is a point on a set  $B_2$ . So, in the next section we shall analyze only the stability of set  $B_2$ . However, depending on the choice of coupling parameter  $\alpha_d$ , critical point  $A_2$  shows some interesting cosmological features, which we shall discuss in Sec. 5.

### 3.3. Interaction Model 3:

Now, we consider the linear interaction as

$$Q = \alpha H (\rho_m + \rho_d). \quad (32)$$

For this interaction model, the system (19)-(20) will take the form

$$\frac{dx}{dN} = \alpha + (\Gamma_0 x + 3y)(x - 1), \quad (33)$$

$$\frac{dy}{dN} = \frac{y}{x} (\alpha + (\Gamma_0 x + 3y)(x - 1)). \quad (34)$$

The critical points are:

TABLE III: The existence of critical points and the corresponding physical parameters for the interaction model  $Q_3 = \alpha H(\rho_m + \rho_d)$

Critical Points	Existence	$\omega_d$	$\omega_{\text{eff}}$	$\Omega_m$	$\Omega_d$
$A_3 : \left( \frac{1}{2}(1 + \sqrt{1 - \frac{4\alpha}{\Gamma_0}}), 0 \right)$	$\frac{\alpha}{\Gamma_0} < \frac{1}{4}$	0	$\frac{\Gamma_0}{6}(-1 + \sqrt{1 - \frac{4\alpha}{\Gamma_0}})$	$\frac{1}{2}(1 - \sqrt{1 - \frac{4\alpha}{\Gamma_0}})$	$\frac{1}{2}(1 + \sqrt{1 - \frac{4\alpha}{\Gamma_0}})$
$B_3 : \left( \frac{1}{2}(1 - \sqrt{1 - \frac{4\alpha}{\Gamma_0}}), 0 \right)$	$\frac{\alpha}{\Gamma_0} < \frac{1}{4}$	0	$-\frac{\Gamma_0}{6}(1 + \sqrt{1 - \frac{4\alpha}{\Gamma_0}})$	$\frac{1}{2}(1 + \sqrt{1 - \frac{4\alpha}{\Gamma_0}})$	$\frac{1}{2}(1 - \sqrt{1 - \frac{4\alpha}{\Gamma_0}})$
$C_3 : \left( x_c, \frac{\Gamma_0 x_c^2 - \Gamma_0 x_c + \alpha}{3(1 - x_c)} \right)$	$x_c \neq 1$	$\frac{\Gamma_0 x_c^2 - \Gamma_0 x_c + \alpha}{3x_c(1 - x_c)}$	$\frac{\Gamma_0 x_c - \Gamma_0 + \alpha}{3(1 - x_c)}$	$1 - x_c$	$x_c$

TABLE IV: The existence of critical points and the corresponding physical parameters for the interaction model  $Q_4 = \frac{\beta}{H}\rho_m\rho_d$

Critical Points	Existence	$\omega_d$	$\omega_{\text{eff}}$	$\Omega_m$	$\Omega_d$
$A_4 : (1, y_c)$	Always	$y_c$	$y_c$	0	1
$B_4 : (1, 0)$	Always	0	0	0	1
$C_4 : (1, -1)$	Always	-1	-1	0	1
$D_4 : \left( x_c, \beta x_c - \frac{\Gamma_0 x_c}{3} \right)$	Always	$\beta - \frac{\Gamma_0}{3}$	$\beta x_c - \frac{\Gamma_0}{3}$	$1 - x_c$	$x_c$

- Critical Point :  $A_3 : \left( \frac{1}{2}(1 + \sqrt{1 - \frac{4\alpha}{\Gamma_0}}), 0 \right)$ , where  $\Gamma_0 \geq 4\alpha$ .
- Critical Point :  $B_3 : \left( \frac{1}{2}(1 - \sqrt{1 - \frac{4\alpha}{\Gamma_0}}), 0 \right)$ , where  $\Gamma_0 \geq 4\alpha$ .
- Set of critical points :  $C_3 : \left( x_c, \frac{\Gamma_0 x_c^2 - \Gamma_0 x_c + \alpha}{3(1 - x_c)} \right)$ .

The cosmological parameters related to the critical points are shown in tabular form in table III. It is again noted that points  $A_3, B_3$  are points on a set  $C_3$ . So, in the next section we shall analyze only the stability of set  $C_3$ .

### 3.4. Interaction Model 4:

Considering the nonlinear interaction

$$Q = \frac{\beta}{H}\rho_m\rho_d \quad (35)$$

in (19)-(20), the autonomous system will be in the form

$$\frac{dx}{dN} = (x - 1)(\Gamma_0 x - 3\beta x + 3y), \quad (36)$$

$$\frac{dy}{dN} = \frac{y}{x}(x - 1)(\Gamma_0 x - 3\beta x + 3y), \quad (37)$$

and the following are the critical points for this case:

- Set of critical points :  $A_4 = (1, y_c)$ .
- Critical Point :  $B_4 = (1, 0)$ .
- Critical Point :  $C_4 = (1, -1)$ .
- Set of critical points :  $D_4 = \left( x_c, \beta x_c - \frac{\Gamma_0 x_c}{3} \right)$ .

The condition for existence of critical points and the corresponding physical parameters are presented in table IV. It is again noted that points  $B_4, C_4$  are points on the set  $A_4$ . So, in the next section we shall analyze only the stability of sets  $A_4$  and  $D_4$ .

### 3.5. Interaction Model 5:

We are now going to discuss another type of interaction in the dark sectors which is completely based on the local properties of the universe and hence it is different from the other interaction models discussed in the previous subsections. Here, we replace the non local transfer rate (discussed in the previous sub-sections) by the local rate  $\eta$ , and the interaction [20] has the following form

$$Q = \eta \rho_m, \quad (38)$$

where the coefficient  $\eta$  related to the local rate is assumed to be constant. When  $\eta > 0$  (i.e.,  $Q > 0$ ), the energy decays from DM to DE which reveals the possibility of vanishing DE field in the primordial universe, so that DE condenses as a result of slow decay of DM. This interaction has been studied in [22] describing the phase space analysis when the dark energy equation of state has the phantom behavior. Moreover, for  $\eta > 0$  the interaction is used for describing the decay of DM into radiation [101], the decay of a curvaton field into radiation [102] and also a model with the decay of superheavy DM particles into a quintessence scalar field [103]. On the other hand, for  $\eta < 0$  the energy is transferred in the reverse way. Further, in order to close the dynamical system (19)-(20), one has to introduce the new variable  $v$  given by

$$v = \frac{H_0}{H + H_0}, \quad (39)$$

where  $H_0$  is constant and hence  $0 \leq v \leq 1$ .  
Introducing a dimensionless coupling constant

$$\gamma = \frac{\eta}{H_0}, \quad (40)$$

the autonomous system of equations can be written as

$$\frac{dx}{dN} = \frac{(-1+x)}{(-1+v)} ((\Gamma_0 x + 3y)(v-1) + \gamma v), \quad (41)$$

$$\frac{dy}{dN} = \frac{y(-1+x)}{x(-1+v)} ((\Gamma_0 x + 3y)(v-1) + \gamma v), \quad (42)$$

$$\frac{dv}{dN} = \frac{1}{2} v(v-1) \left( 3 + 3y - \Gamma_0(1-x) \right). \quad (43)$$

The critical points for this system are the following:

- Set of critical points :  $A_5 = (1, y_c, 0)$ .
- Set of critical points :  $B_5 = (1, -1, v)$ .
- Set of critical points :  $C_5 = (x_c, -\frac{\Gamma_0 x_c}{3}, 0)$ .
- Set of critical points :  $D_5 = (x_c, -1 + \frac{\Gamma_0}{3}(1-x_c), \frac{-3+\Gamma_0}{-3+\Gamma_0+\gamma})$ .

The set of critical points and the corresponding cosmological parameters are presented in Table V. We note here that sets  $A_5$  and  $B_5$  have common point  $(1, -1, 0)$ .

## 4. PHASE SPACE ANALYSIS AND STABILITY CRITERIA OF CRITICAL POINTS

We shall now discuss the phase space analysis of critical points and their stability by analyzing the eigenvalues of the linearized Jacobian matrix evaluated at the critical points presented in Tables VI and VII. It can be seen from tables VI and VII that all critical points are actually non-isolated set of critical points. It is also noted that Eqn. (20) is  $\frac{y}{x}$  times of Eqn. (19), but this does not imply that Eqn. (20) is obtained from Eqn. (19) as the equation of state parameter ( $\omega_d = \frac{y}{x}$ ) is not a constant. As a result, all critical points obtained are non-isolated sets. By

TABLE V: The existence of critical points and the corresponding physical parameters for the interaction model  $Q_5 = \eta\rho_m$ 

Critical Points	Existence	$\omega_d$	$\omega_{\text{eff}}$	$\Omega_m$	$\Omega_d$
$A_5 : (1, y_c, 0)$	Always	$y_c$	$y_c$	0	1
$B_5 : (1, -1, v)$	$0 \leq v \leq 1$	-1	-1	0	1
$C_5 : (x_c, -\frac{\Gamma_0 x_c}{3}, 0)$	Always	$-\frac{\Gamma_0}{3}$	$-\frac{\Gamma_0}{3}$	$1 - x_c$	$x_c$
$D_5 : (x_c, -1 + \frac{\Gamma_0}{3}(1 - x_c), \frac{-3 + \Gamma_0}{-3 + \Gamma_0 + \gamma})$	$\Gamma_0 + \gamma \neq 3$	$-\frac{1}{3x_c}(3 - \Gamma_0 + \Gamma_0 x_c)$	-1	$1 - x_c$	$x_c$

TABLE VI: Table shows the eigenvalues of the critical points for different interaction model

Interaction	Critical points	$\lambda_1$	$\lambda_2$
1. $Q = \alpha_m H \rho_m$	$A_1 : (1, y_c)$	0	$3y_c + \Gamma_0 - \alpha_m$
, ,	$B_1 : (\frac{\alpha_m}{\Gamma_0}, 0)$	0	$-\Gamma_0 + \alpha_m$
, ,	$C_1 : (1, 0)$	0	$\Gamma_0 - \alpha_m$
, ,	$D_1 : (1, -1)$	0	$-3 + \Gamma_0 - \alpha_m$
, ,	$E_1 : (x_c, \frac{\alpha_m}{3} - \frac{\Gamma_0 x_c}{3})$	0	$\frac{\alpha_m(-1+x_c)}{x_c}$
2. $Q = \alpha_d H \rho_d$	$A_2 : (\frac{\Gamma_0 - \alpha_d}{\Gamma_0}, 0)$	0	$\Gamma_0 - \alpha_d$
, ,	$B_2 : (x_c, \frac{x_c(\Gamma_0 x_c - \Gamma_0 + \alpha_d)}{3(1-x_c)})$	0	$\frac{\alpha_d x_c}{1-x_c}$
3. $Q = \alpha H (\rho_m + \rho_d)$	$A_3 : (\frac{1}{2}(1 + \sqrt{1 - \frac{4\alpha}{\Gamma_0}}), 0)$	0	$\Gamma_0 \sqrt{1 - \frac{4\alpha}{\Gamma_0}}$
, ,	$B_3 : (\frac{1}{2}(1 - \sqrt{1 - \frac{4\alpha}{\Gamma_0}}), 0)$	0	$-\Gamma_0 \sqrt{1 - \frac{4\alpha}{\Gamma_0}}$
, ,	$C_3 : (x_c, \frac{\Gamma_0 x_c^2 - \Gamma_0 x_c + \alpha}{3(1-x_c)})$	0	$\frac{\alpha(2x_c-1)}{x_c(1-x_c)}$
4. $Q = \frac{\beta}{H} \rho_m \rho_d$	$A_4 : (1, y_c)$	0	$3y_c + \Gamma_0 - 3\beta$
, ,	$B_4 : (1, 0)$	0	$\Gamma_0 - 3\beta$
, ,	$C_4 : (1, -1)$	0	$-3 + \Gamma_0 - 3\beta$
, ,	$D_4 : (x_c, \beta x_c - \frac{\Gamma_0 x_c}{3})$	0	0

definition, non-isolated set contains atleast one vanishing eigenvalue, so it is non-hyperbolic in nature [104]. The type of non-isolated set with exactly one vanishing eigenvalue is called a normally hyperbolic set. Its stability condition is similar to the linear stability analysis and can be determined simply by looking from the signature of the remaining non-vanishing eigenvalues [104]. In this work, all set of points are normally hyperbolic except set  $B_5$ ,  $C_5$  and  $D_4$  (see Tables VI and VII).

#### 4.1. Interaction 1

The system (27)-(28) admits two sets of critical points  $A_1$  and  $E_1$ . As mentioned earlier point  $B_1$  lies on the set  $E_1$ , whereas points  $C_1$ ,  $D_1$  lie on the set  $A_1$ . In what follows, we therefore analyze the stability of sets  $A_1$  and  $E_1$  only.

• The solution associated with the set of critical points  $A_1(1, y_c)$  (where  $y_c$  takes any real value) always exist. They are completely DE dominated solutions ( $\Omega_d = 1$ ), where DE corresponds to an exotic type fluid with equation of state  $\omega_d = y_c$ . For this case, DE can describe the quintessence, cosmological constant, or phantom field, or any other perfect fluid according as the choice of  $y_c$ . So, the line of critical points may have different features in their cosmic

TABLE VII: Table shows the eigenvalues of the critical points for the interaction model 5.  $Q = \gamma H_0 \rho_m$ .

Critical points	$\lambda_1$	$\lambda_2$	$\lambda_3$
$A_5 : (1, y_c, 0)$	0	$\frac{3}{2}(1 + y_c)$	$3y_c + \Gamma_0$
$B_5 : (1, -1, v)$	0	0	$-3 + \Gamma_0 - \frac{\gamma v}{1-v}$
$C_5 : (x_c, -\frac{\Gamma_0 x_c}{3}, 0)$	0	0	$\frac{1}{2}(3 - \Gamma_0)$
$D_5 : (x_c, -1 + \frac{\Gamma_0}{3}(1 - x_c), \frac{-3 + \Gamma_0}{-3 + \Gamma_0 + \gamma})$	0	$\frac{(x_c - 1 + \sqrt{1 - x_c^2})(-3 + \Gamma_0)}{2x_c}$	$-\frac{(-x_c + 1 + \sqrt{1 - x_c^2})(-3 + \Gamma_0)}{2x_c}$

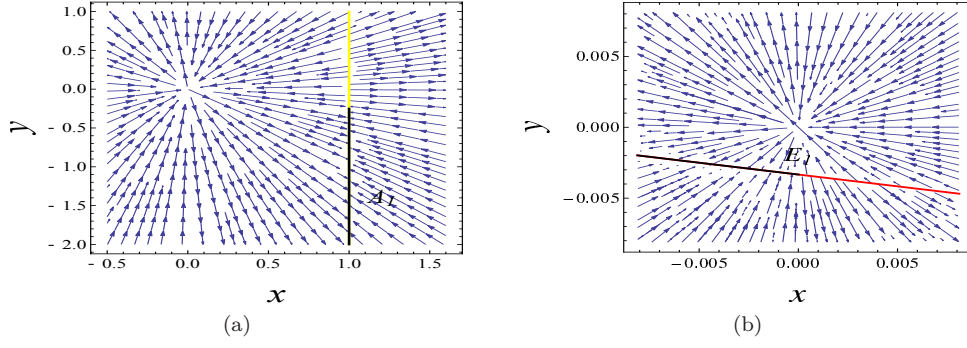


FIG. 1: Figure shows the vector field of autonomous system (27-28) for the interaction model 1 with the parameter values  $\alpha_m = -0.01$  and  $\Gamma_0 = 0.5$ . In panel (a), a colored line represents a line  $A_1$  with black colored line being a stable portion of set  $A_1$  and in panel (b), a colored line represents a line  $E_1$  with black colored line being a stable portion of set  $E_1$ .

evolution. Points on this set corresponds to an accelerating universe (*i.e.*,  $\omega_{\text{eff}} < -\frac{1}{3}$ ) for  $y_c < -\frac{1}{3}$  (see Table I), and there exists an expanding universe if the evolution of Hubble function satisfies  $\omega_{\text{eff}} < -1$ , (*i.e.*, Hubble parameter increases gradually) for  $y_c < -1$ , *i.e.*, in phantom region. This set is normally hyperbolic and hence corresponds to a late time attractor for  $y_c < \frac{\alpha_m - \Gamma_0}{3}$  (see Table VI). This is also being confirmed numerically in Fig.1(a). The one dimensional center subspace spanned by eigenvector

$$\begin{pmatrix} 0 \\ 1 \end{pmatrix}$$

which corresponds to a vanishing eigenvalue identifies the direction of the set  $A_1$ . Whereas, the one dimensional stable subspace near this set is spanned by eigenvector

$$\begin{pmatrix} 1/y_c \\ 1 \end{pmatrix}$$

which corresponds to a non-vanishing eigenvalue with  $y_c < \frac{\alpha_m - \Gamma_0}{3}$ . Since there is no unstable subspace near  $A_1$  when  $y_c < \frac{\alpha_m - \Gamma_0}{3}$ , so trajectories will approach towards some points on set  $A_1$ . While the set of critical points  $A_1$  represents a stable attractor in quintessence region for  $y_c < \min\{\frac{\alpha_m - \Gamma_0}{3}, -\frac{1}{3}\}$ , they are stable solutions with cosmological constant behavior for  $\Gamma_0 < 3 + \alpha_m$ . On the other hand, stable solutions are obtained in the phantom region for  $y_c < \min\{-1, \frac{\alpha_m - \Gamma_0}{3}\}$ . Hence, the set of critical points represents the solutions of accelerated stable attractor in some parameter region where DE behaves as quintessence, cosmological constant, or phantom field. This is one of the important results in this context of interacting DE since in this scenario DE can mimic three distinct phases of the cosmic evolution. It should be noted that in Fig. 1 the origin (0,0) of the phase space acts as a critical point. As the dynamical system is singular at this point so its stability can not be determined directly, only numerical investigation can infer its behavior. So, we can say that (0,0) acts as a (non-linear) critical point of the system.

- The set  $E_1$  exists for all model parameters. It represents a scaling solution where DM and DE scale as  $\Omega_m/\Omega_d = (1 - x_c)/x_c$ . The DE describes any perfect fluid with equation of state parameter  $\omega_d = \frac{\alpha_m - \Gamma_0 x_c}{3x_c}$ . This set is normally hyperbolic and hence, it is stable when  $0 < x_c < 1$ ,  $\alpha_m > 0$ ;  $x_c < 0$ ,  $\alpha_m < 0$ ;  $x_c > 1$ ,  $\alpha_m < 0$ . This is confirmed numerically in Fig. 1(b). The one dimensional stable subspace near this set is spanned by eigenvector

$$\begin{pmatrix} \frac{3x}{\alpha_m - \Gamma_0 x} \\ 1 \end{pmatrix}.$$

with  $x_c$  and  $\alpha_m$  satisfying the above stability condition. The eigenvector

$$\begin{pmatrix} -\frac{3}{\Gamma_0} \\ 1 \end{pmatrix}$$

which corresponds to vanishing eigenvalue determines the direction of the set. This set describes an accelerated quintessence behavior for  $1 < \Gamma_0 - \alpha_m < 3$  ( $-1 < \omega_{\text{eff}} < -\frac{1}{3}$ ), while it represents a cosmological constant behavior

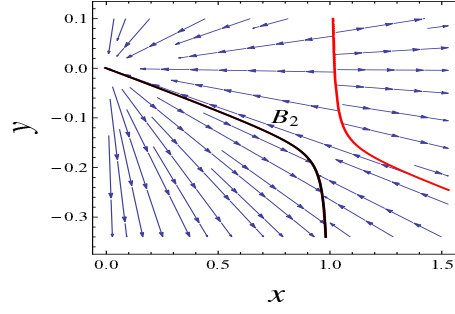


FIG. 2: Figure shows the vector field of autonomous system (30-31) for the interaction model 2 with the parameter values  $\alpha_d = -0.01$  and  $\Gamma_0 = 0.5$ . A colored curve represents curve  $B_2$  with black colored curve being a stable portion of set  $B_2$ .

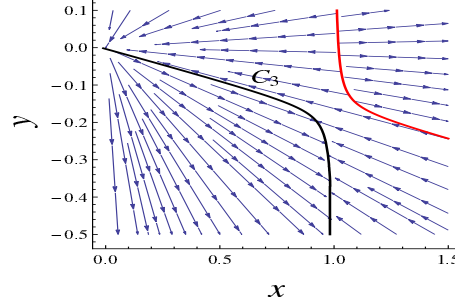


FIG. 3: Figure shows the vector field of autonomous system (33-34) for the interaction model 3 with the parameter values  $\alpha = -0.01$  and  $\Gamma_0 = 0.5$ . A colored curve represents curve  $C_3$  with black colored curve being a stable portion of set  $C_3$ .

for  $\Gamma_0 = 3 + \alpha_m$  ( $\omega_{\text{eff}} = -1$ ), and phantom behavior for  $\Gamma_0 > 3 + \alpha_m$  ( $\omega_{\text{eff}} < -1$ , see table I). This set is interesting from the cosmological point of view as it describes late time attractor in quintessence, cosmological constant or in phantom region for some choice of  $\alpha_m$  and  $x_c$ . Interestingly, from Fig. 1 the origin (0,0) behaves as a (non-linear) critical point of the system. However, at this point the system is singular and hence its stability cannot be determined analytically, but numerically the system behaves as if the origin is not stable.

#### 4.2. Interaction 2

• The autonomous system (30)-(31) has only one set critical points  $B_2$ . As mentioned earlier, it is to be noted that point  $A_2$  lies on the set  $B_2$ . So, we shall analyze the stability of set  $B_2$  only. Set  $B_2$  corresponds to a scaling solution and it always exist except  $x_c = 1$ . For this solution, DM and DE scale in a constant fraction as:  $\Omega_m/\Omega_d = (1-x_c)/x_c$ , where DE behaves as a perfect fluid having barotropic equation of state  $\omega_d = \frac{\Gamma_0 x_c - \Gamma_0 + \alpha_d}{3(1-x_c)}$  (see table II). This set corresponds to an accelerated universe if  $\frac{\alpha_d x_c}{1-x_c} < \Gamma_0 - 1$ . This set is normally hyperbolic and hence it is stable if  $\alpha_d < 0$ ,  $0 < x_c < 1$ ;  $x_c < 0$ ,  $\alpha_d > 0$ ;  $x_c > 1$ ,  $\alpha_d > 0$ . This is confirmed numerically from Fig. 2. The eigenvector

$$\begin{pmatrix} -\frac{3(x_c-1)^2}{\Gamma_0(x-1)^2-\alpha_d} \\ 1 \end{pmatrix}$$

corresponds to vanishing eigenvalue determines the direction of the tangent at each point of the set. Whereas the one dimensional stable subspace near this set is spanned by eigenvector

$$\begin{pmatrix} \frac{3(1-x)}{\Gamma_0(x-1)+\alpha_d} \\ 1 \end{pmatrix}$$

with  $\alpha_d$  and  $x_c$  satisfying the above stability condition. So, depending on the choice of  $\alpha_d$  and  $x_c$  this set can explain the late time behavior of our universe.

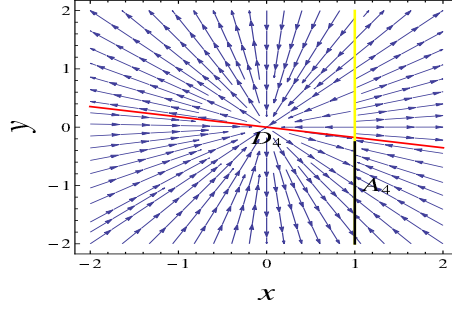


FIG. 4: Figure shows the vector field of autonomous system (36-37) for the interaction model 4 with the parameter values  $\beta = -0.01$  and  $\Gamma_0 = 0.5$ . Colored lines represent line  $A_4$  and  $D_4$  with black colored curve being a stable portion of set  $A_4$ .

#### 4.3. Interaction 3

• The system (33)-(34) admits only one critical set of points  $C_3$ . As mentioned earlier, we see that points  $A_3, B_3$  are points on the set  $C_3$ . So, we shall analyse the stability of set  $C_3$  only. One interesting point for this solution  $C_3$  is that it is a combination of DM and DE having the ratio:  $\frac{\Omega_m}{\Omega_d} = \frac{1-x_c}{x_c}$ , and will exist for all model parameters except  $x_c = 1$ . The accelerating universe is predicted by the set when  $\frac{x_c}{1-x_c} < \Gamma_0 - 1$ . This set is normally hyperbolic and it is stable if  $0 < x_c < \frac{1}{2}, \alpha > 0$ ;  $\frac{1}{2} < x_c < 1, \alpha < 0$ ;  $x_c < 0, \alpha < 0$ ;  $x_c > 1, \alpha > 0$ . Hence, this set provides some interesting features for positive coupling as well as negative coupling of interaction. Its stability is being confirmed numerically in Fig. 3. The one dimensional stable subspace near this set is spanned by eigenvector

$$\begin{pmatrix} \frac{3x_c(1-x_c)}{\Gamma_0 x_c(x_c-1)+\alpha} \\ 1 \end{pmatrix}$$

which corresponds to a nonvanishing eigenvalue with  $\alpha, x_c$  satisfying the above stability condition. Whereas, the direction of the tangent at each point on the set is along the eigenvector

$$\begin{pmatrix} \frac{3(x_c-1)^2}{\alpha-\Gamma_0(x_c-1)^2} \\ 1 \end{pmatrix}$$

corresponds to a vanishing eigenvalue. So, depending on the choice of parameters and fine tuning of initial conditions, trajectories near this set approach towards points of this set. Hence, some critical points on this set corresponds to a late time accelerated universe.

#### 4.4. Interaction 4

There are two sets of critical points arising from the interaction model 4 ( $A_4$  and  $D_4$ ). As mentioned earlier, points  $B_4, C_4$  are points on the set  $A_4$ . So, in what follows we shall analyse the stability of set  $A_4$  and  $D_4$  only

• The set of critical points  $A_4$  exists for all model parameters involved. It represents a DE dominated solution ( $\Omega_d = 1$ ). This DE dominated solution describe the late time acceleration of universe when DE behaves as quintessence, cosmological constant or phantom or any other exotic fluid for  $y_c < -\frac{1}{3}$ . This set is again normally hyperbolic and it is stable when  $y_c < \frac{\alpha_m - \Gamma_0}{3}$ . The stability of  $A_4$  is confirmed numerically in Fig. 4. The one dimensional stable subspace near this set is spanned by eigenvector

$$\begin{pmatrix} 1/y_c \\ 1 \end{pmatrix}$$

where  $y_c < \frac{\alpha_m - \Gamma_0}{3}$ . The eigenvector

$$\begin{pmatrix} 0 \\ 1 \end{pmatrix}$$

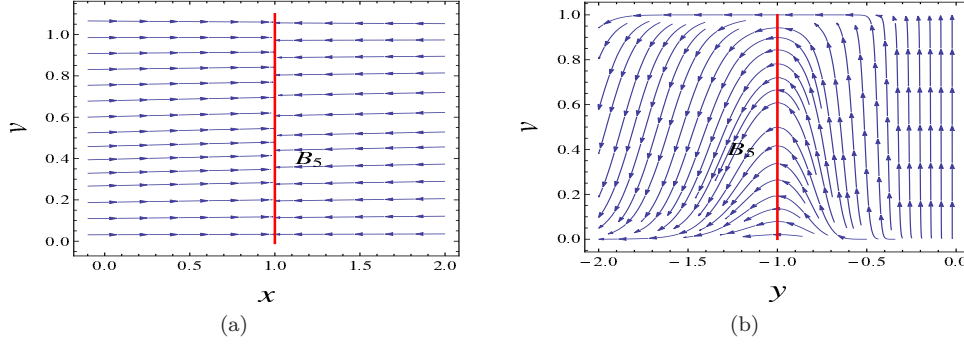


FIG. 5: Figure shows the vector field projection on (a)  $xv$  phase plane and (b)  $yv$  phase plane of autonomous system (41-43) for the interaction model 5 with the parameter values  $\gamma = 0.5$  and  $\Gamma_0 = 0.001$ .

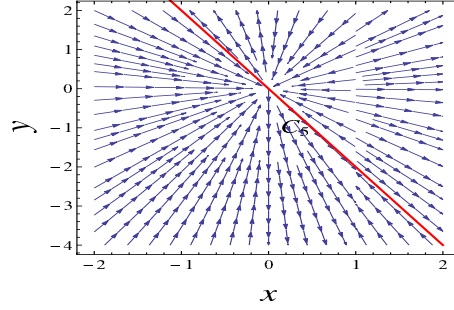


FIG. 6: Figure shows the vector field projection on  $xy$  phase plane of autonomous system (41-43) for the interaction model 5 with the parameter values  $\gamma = 1$  and  $\Gamma_0 = 6$ . It may be noted that we take  $\Gamma_0$  to be very large for this particular plot simply to check its unstability, since for  $\Gamma_0 < 3$ , eigenvalue  $\lambda_3 > 0$  and it will be surely unstable.

corresponds to vanishing eigenvalue determines the direction of a set. Since, there is no unstable subspace near this set for  $y_c < \frac{\alpha_m - \Gamma_0}{3}$ . This means that depending on choice of  $\alpha_m$ ,  $\Gamma_0$  and  $y_c$  trajectories approach towards some points on this set.

- The solution represented by the point  $D_4$  is combination of both DE and DM with the constant ratio as:  $\frac{\Omega_m}{\Omega_d} = \frac{1-x_c}{x_c}$ , where DE describes any perfect fluid with equation of state  $\omega_d = \beta - \frac{\Gamma_0}{3}$ . The set exists for all model parameters. Depending on some parameter restrictions, an acceleration will occur for the set, but since both of eigenvalues vanish, we do not obtain any information regarding the stability of  $D_4$  (see Fig. 4). It behaves as a neutral line.

#### 4.5. Interaction 5

- From the local interaction model-5, we get four sets of critical points presented in table V. The set  $A_5$  (similar with  $A_1$  and  $A_4$ ) is completely DE dominated solution. It corresponds to phantom universe for  $y_c < -1$ , and it corresponds to a quintessence dominated phase for  $-1 < y_c < -\frac{1}{3}$ . The DE associated with this set can mimic any kind of fluid for different choices of  $y_c$ . It is a normally hyperbolic set and hence it is stable if (a)  $\Gamma_0 \leq 3$  and  $y_c < -1$ , or (b)  $\Gamma_0 > 3$  and  $y_c < -\frac{\Gamma_0}{3}$ . This means, that the set will be stable only in the phantom regime. Furthermore, in this region the set becomes physically relevant describing the late time accelerated expansion of the universe. The two dimensional stable subspace is spanned by eigenvectors

$$\begin{pmatrix} 1/y_c \\ 1 \\ 0 \end{pmatrix} \text{ and } \begin{pmatrix} 0 \\ 0 \\ 1 \end{pmatrix}$$

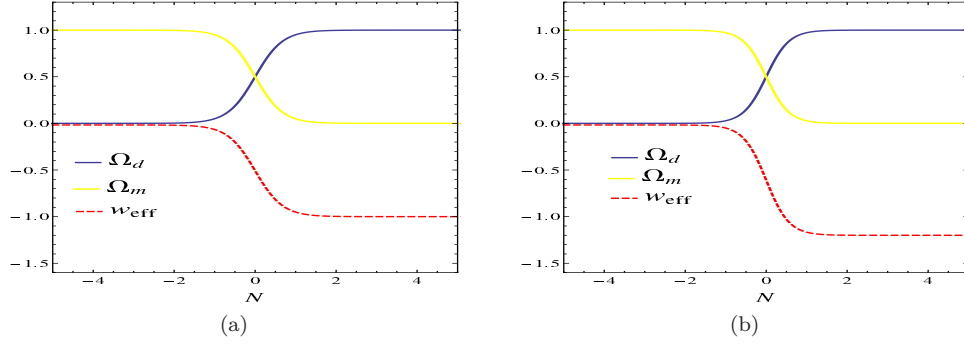


FIG. 7: Figure shows the evolution of DE energy density parameter  $\Omega_d$ , DM energy density parameter  $\Omega_m$  and effective equation of state  $\omega_{\text{eff}}$  of the system (27-28) for the interaction model 1 with the parameter values  $\alpha_m = -0.001$ , and  $\Gamma_0 = 0.05$  with different choices of initial conditions. Panel (a) shows the cosmological constant as late time attractor and panel (b) shows the phantom regime as late time attractor.

corresponds to two nonvanishing eigenvalues where  $y_c$  satisfies the above stability condition. The one dimensional center subspace spanned by eigenvector

$$\begin{pmatrix} 0 \\ 1 \\ 0 \end{pmatrix}$$

corresponds to a vanishing eigenvalue and determines the direction of set  $A_5$ . Hence, this set can describe the late time behavior of our universe.

- The set of points  $B_5$  exists for all values of model parameters. This solution is completely DE dominated, where DE behaves as cosmological constant. There exists always an accelerating universe ( $\omega_{\text{eff}} = -1$ , see table V). It is a non-isolated set of critical points where all points are nonhyperbolic but it is not normally hyperbolic set since it contains two vanishing eigenvalues. Numerical projection plot of the system (41)-(43) shows that this set cannot be stable. It can be seen that in  $(x, v)$  phase space, trajectories are attracted toward the set  $B_5$  (see Fig. 5(a)), however trajectories in  $(y, v)$  phase space are not attracted towards the set  $B_5$  (see Fig. 5(b)). We have checked that this actually happens for different choices of model parameters. This implies that points of this set are saddle in nature.

- The set of critical points  $C_5$  exists for all values of model parameters. The set corresponds to a solution in combination with both DE and DM in the phase space with DE behaves as any perfect fluid model having equation of state parameter  $\omega_d = -\Gamma_0/3$ . Hence, it is clear that the DE may have different features during its evolution such as quintessence is described by DE in the parameter region  $1 < \Gamma_0 < 3$ , while DE describes cosmological constant for  $\Gamma_0 = 3$ , and phantom regime is realized for  $\Gamma_0 > 3$ . Now the expansion of the universe is accelerated for  $\Gamma_0 > 1$  ( $\omega_{\text{eff}} < -\frac{1}{3}$ ). This set is again non-hyperbolic but not normally hyperbolic. Numerically, by plotting the projection of trajectories on  $(x, y)$  plane (see Fig. 6), we observe that points on this set are saddle in nature.

- The set of points  $D_5$  is the combination of both DE and DM. This set behaves as a cosmological constant (*i.e.*,  $\omega_{\text{eff}} = -1$ , see table V), and hence there is always an accelerating universe near this set. Also, the set of critical points under consideration is a normally hyperbolic set. Hence, it is stable spiral if  $\Gamma_0 < 3$ ,  $x_c > 1$  or  $\Gamma_0 < 3$ ,  $x_c < -1$ , it is stable node if  $-1 < x_c < 0$ ,  $\Gamma_0 < 3$  or  $0 < x_c < 1$ ,  $\Gamma_0 > 3$ .

## 5. COSMOLOGICAL IMPLICATIONS

In this section, we shall describe the main cosmological features extracted from the interacting dark energy models in presence of gravitational particle production. In the following subsections, we shall describe the physics of the critical points for each interacting model in this framework along with their viability to describe different cosmic phases. An interesting feature is that in all the interaction models, the evolution of  $\Omega_m$ ,  $\Omega_d$  and  $\omega_{\text{eff}}$  (see Fig. 7) are similar and so we have not plotted for each interaction model.

### 5.1. Interaction Model 1:

In this model, we obtained two set of critical points  $A_1$  and  $E_1$ . Set  $A_1$  represents a de-Sitter universe for  $y_c = -1$  (point  $D_1$ ), it represents a stiff matter dominated universe for  $y_c = 1$  and for  $y_c = 0$  (*i.e.*, point  $B_1$ ) we actually get a DE dominated universe ( $\Omega_d = 1$ ) but it appears as if it was matter dominated solution ( $\omega_{\text{eff}} = 0$ ). It is also noted that critical point  $B_1$  is special case of set  $E_1$  and it corresponds to a matter dominated universe for  $\alpha_m = 0$  when no interaction between DE and DM is considered. Moreover, set  $E_1$  also represents a matter dominated universe for  $x_c = 0$  (*i.e.*, point  $(0, \frac{\alpha_m}{3})$ ). From the analysis performed in Sec. 4, we see that depending on the choice of model parameters and fine tuning of initial conditions, the Universe evolves from a matter dominated phase (set  $E_1$ ) to a DE dominated phase (set  $A_1$ ), either to a quintessence regime for  $-1 < y_c < -\frac{1}{3}$ , or cosmological constant for  $y_c = -1$ , or phantom regime for  $y_c < -1$  (see for e.g., Fig. 7). Hence, we observe that the background dynamics of this model can possibly mimic the  $\Lambda$ CDM model (see Fig. 7(a)). Moreover, there is a possibility of crossing the phantom barrier ( $\omega_{\text{eff}} = -1$ , see Fig. 7(b)) which is slightly favored by observations and cannot be achieved in case of non-interacting DE models. Hence, this model can well describe the late time transition from DM to DE dominated phase of the universe.

### 5.2. Interaction Model 2:

In this model, there is only one set of critical points  $B_2$ . This set represents a DM dominated universe when  $x_c = 0$ , *i.e.*, when we consider the origin  $(0, 0)$  as a critical point. Unfortunately, we do not obtain any information regarding the stability of point  $(0, 0)$  as both eigenvalues vanishes for this particular point. However, from Fig. 2, it looks like point  $(0, 0)$  is not stable. Critical point  $A_2$  is a special case of set  $B_2$  and it represents a DE dominated but decelerated universe ( $\Omega_d = 1$ ,  $\omega_{\text{eff}} = 0$ ) for  $\alpha_d = 0$  when there is no coupling between DE and DM. Set  $B_2$  can represent a late time accelerated scaling solution for  $\alpha_d < 0$ , and  $0 < x_c < 1$ . However, viable trajectories are attracted towards  $B_2$  near the limit  $x_c = 1$ , *i.e.*, DE dominated universe (see Fig. 2). So, for this model the Universe evolves from a matter dominated solution (set  $B_2$  for  $x_c = 0$ ) towards a DE dominated solution (set  $B_2$  for limit  $x_c \rightarrow 1$ ) (a similar scenario is obtained for this model as in Fig. 7).

### 5.3. Interaction Model 3:

The background cosmological behavior of this model is similar with interaction model 2. In this model, there is only one set of critical points  $C_3$ . This set represents a DM dominated universe when  $x_c = 0$  for which no information is obtained regarding its stability as both eigenvalues vanishes for this particular case. However, numerically it can be seen from Fig. 3 that this set is not stable. Critical points  $A_3$  and  $B_3$  are special cases of set  $C_3$  and correspond to a scaling solutions. Point  $A_3$  corresponds to DE dominated but decelerated universe ( $\Omega_d = 1$ ,  $\omega_{\text{eff}} = 0$ ) for  $\alpha = 0$ . So, when no interaction is considered this point corresponds to a DE dominated universe but the universe expands as if it was matter dominated. Point  $B_3$  corresponds to a DM dominated universe for  $\alpha = 0$ . Set  $C_3$  can represent a late time accelerated scaling solution for some choices of  $\alpha$  and some  $x_c$ . It corresponds to a DM dominated universe for  $x_c = 0$ . Moreover, viable trajectories are attracted towards  $C_3$  near the limit  $x_c = 1$  (see Fig. 3). So, for this model the Universe evolves from a matter dominated solution (set  $C_3$  for  $x_c = 0$ ) towards a DE dominated solution (set  $C_3$  for  $x_c \rightarrow 1$ ).

### 5.4. Interaction Model 4:

In this model, we obtained two sets of critical points  $A_4$  and  $D_4$ . Set  $A_4$  represents a stiff matter dominated universe for  $y_c = 1$ , it also represents a de-Sitter universe for  $y_c = -1$  (*i.e.*, point  $C_4$ ). For  $y_c = 0$  (*i.e.*, point  $B_4$ ), this set corresponds to a DE dominated universe ( $\Omega_d = 1$ ), but the universe appears as if it was matter dominated ( $\omega_{\text{eff}} = 0$ ). Set of critical points  $D_4$  behaves as a neutral line, its stability cannot be determined as all eigenvalues vanishes. However, for  $x_c = 0$ , *i.e.*, point  $(0, 0)$ , it corresponds to a matter dominated universe. Even though stability cannot be determined analytically, numerically it shows that the origin is not stable (see Fig. 4). Hence, we see that depending on the choice of model parameters and fine tuning of initial conditions, the Universe evolves from a matter dominated phase (set  $D_4$ ) to a DE dominated phase (set  $A_4$ ) either to a quintessence regime for  $-1 < y_c < -\frac{1}{3}$ , or cosmological constant for  $y_c = -1$ , or phantom regime for  $y_c < -1$ .

### 5.5. Interaction Model 5:

In this model, we obtained four sets of critical points ( $A_5$ ,  $B_5$ ,  $C_5$  and  $D_5$ ). Set  $A_5$  corresponds to a late time attractor where DE dominates only in phantom regime. Critical points on sets  $B_5$  and  $C_5$  behaves as saddle and interestingly set  $C_5$  corresponds to a matter dominated universe for  $x_c = 0$ . Set  $D_5$  also corresponds to late time accelerated solution for some choices of model parameters. Hence, depending on initial conditions and choices of model parameters we see that the universe can evolve from matter dominated phase (set  $B_5$  or  $C_5$ ) to a DE dominated phase (set  $D_5$ ). Physically, it means that there is a transition from DM to DE domination in late universe.

## 6. SHORT DISCUSSION

In the present work, we have performed a dynamical system analysis for the scenarios of interacting dark matter and dark energy, where additionally the gravitational particle production is also allowed. The particle creation mechanism describes many interesting results such as the possibility of phantom universe without invoking any phantom field, formation of emergent universe, complete cosmic scenario etc. Here, we have considered the dark matter fluid as dust and the dark energy as a perfect fluid with equation of state  $\omega_d$ . Moreover, the created particles by the gravitational field have been considered to be dark matter particles (equivalently, dust particles) in agreement with the local gravity constraints and the production rate is taken to be varying linearly with the Hubble function (*i.e.*,  $\Gamma \propto H$ ). We have considered five interacting models which correspond to five distinct forms of interaction  $Q$ . The objective for choosing such a complex system is to examine whether there is any model (interacting) which could explain the overall evolution of the universe. In particular, a complete description of evolution at late times can be obtained in quintessence,  $\Lambda$ CDM, or phantom era connected through a DM dominated era. Critical points, their existence, and their corresponding cosmological parameters are shown in tables I – V for the respective models. Additionally, we have presented the eigenvalues for different interaction models in tables VI and VII. A detailed stability analysis has been executed successively in Sec. 4. It is also noted that all sets of points except  $D_4$ ,  $B_5$ ,  $C_5$  are normally hyperbolic, where stability is confirmed by the signature of the remaining non-vanishing eigenvalues.

We found that the sets of critical points ( $A_1$ ,  $A_4$ ,  $A_5$ ) corresponds to DE dominated universe where DE could mimic quintessence era, cosmological constant, phantom phase, sometimes dust or even any other exotic fluid. However, it was found that some of the critical points in the above set of critical points representing the above cosmic phases (*i.e.*, quintessence, cosmological constant, or phantom phase) could describe the late-time expansion of the universe but they can not alleviate the coincidence problem. On the other hand, some sets of critical points ( $E_1$ ,  $B_2$ ,  $C_3$ ,  $D_5$ ) can possibly represent scaling solutions for  $0 < x_c < 1$  with an accelerated expansion of the universe. However, we observe that trajectories are attracted towards a portion of sets where  $x_c \approx 1$  and hence critical points of these sets cannot alleviate the coincidence problem (since  $\Omega_d \approx 1$ ). Moreover, critical points on sets  $E_1$ ,  $B_2$ ,  $C_3$ ,  $D_5$  with  $x_c = 0$  represents a DM dominated universe. Stability analysis (in Sec. 4) shows that for some choices of model parameters and fine tuning of initial conditions, one can connect these DM dominated solutions to a DE dominated solutions ( $A_1$ ,  $A_4$ ,  $A_5$  or  $B_2$ ,  $C_3$  for limit  $x_c \rightarrow 1$ ) which can possibly mimic quintessence, cosmological constant, or phantom phase. It may be noted that phenomenological interesting solutions depends on the strong fine tuning of the initial conditions since all the critical points lie on different non-isolated sets and only few points describe the correct observed cosmological dynamics.

Thus, in summary, one may conclude that the present interacting DE model in the framework of particle creation mechanism may describe different evolutionary phases of the universe. These interacting models can possibly allow the crossing of phantom divide line (see Fig. 7(b) which shows the clear cosmic evolution of the physical quantities  $\omega_{\text{eff}}$ ,  $\Omega_d$ ,  $\Omega_m$ ) which is not possible in case of uncoupled standard cosmology. The present particle creation mechanism describes the true non-equilibrium thermodynamics of the universe compared to others standard DE models. As a result, present model shows stable critical points representing various cosmological scenarios. Moreover, the background dynamics of these interacting models can possibly mimic the  $\Lambda$ CDM but only for  $y_c = -1$ , so there might be some differences at the level of perturbations. However, cosmological perturbation analysis lies beyond the scope of our present study. This can be left for future works.

## Acknowledgments

The authors are grateful to the referee for some critical and useful comments to improve the work. SC thanks IUCAA for providing research facilities and also the UGC-DRS programme, at the department of Mathematics, Jadavpur University. SKB would like to thank S. Pan for helpful discussions on this work, and also acknowledges

IUCAA for providing research facilities in the library where a part of the work was done during a visit.

- 
- [1] A. G. Riess *et al.* [Supernova Search Team Collaboration], *Astron. J.* **116**, 1009 (1998) ([astro-ph/9805201](#)).
  - [2] S. Perlmutter *et al.* [Supernova Cosmology Project Collaboration], *Astrophys. J.* **517**, 565 (1999) ([astro-ph/9812133](#)).
  - [3] M. Betoule *et al.* [SDSS Collaboration], *Astron. Astrophys.* **568** (2014) A22 ([arXiv:1401.4064](#) [astro-ph.CO]).
  - [4] P. A. R. Ade *et al.* [Planck Collaboration], *Astron. Astrophys.* **571**, A16 (2014) ([arXiv:1303.5076](#) [astro-ph.CO]).
  - [5] P. A. R. Ade *et al.* [Planck Collaboration], *Astron. Astrophys.* **594**, A13 (2016) ([arXiv:1502.01589](#) [astro-ph.CO]).
  - [6] T. Padmanabhan, *Phys. Repts.* **380**, 235 (2003).
  - [7] S. Weinberg, *Rev. Mod. Phys.* **61**, 1 (1989).
  - [8] V. Sahni, and A. A. Starobinsky, *Int. J. of Mod. Phys. B* **9**, 373 (2000).
  - [9] I. Zlatev, L.-M. Wang, and P. J. Steinhardt, *Phys. Rev. Lett.* **82**, 896 (1999) ([arXiv: astro-ph/9807002](#)).
  - [10] E. Copeland, M. Sami, and S. Tsujikawa, *Int. J. Mod. Phys. D* **15**, 1753 (2006), ([arXiv:hep-th/0603057](#)).
  - [11] L. Amendola and S. Tsujikawa, *Dark Energy: Theory and Observations*, 2010 (Cambridge: Cambridge University Press).
  - [12] V. Salvatelli, N. Said N, M. Bruni, A. Melchiorri, and D. Wands, *Phys. Rev. Lett.* **113**, 181301 (2014).
  - [13] R. C. Nunes, S. Pan, and E. N. Saridakis, *Phys. Rev. D* **94** no.2, 023508 (2016) ([arXiv:1605.01712](#) [astro-ph.CO]).
  - [14] S. Kumar and R. C. Nunes, *Phys. Rev. D* **94** no.12, 123511 (2016) ([arXiv:1608.02454](#) [astro-ph.CO]).
  - [15] Y. L. Bolotin, A. Kostenko, O A. Lemets, and D A. Yerokhin, *Int. J. Mod. Phys. D* **24**, 1530007 (2015) ([arXiv: 1310.0085](#) [astro-ph.CO]).
  - [16] A. A. Costa, X.-Dong Xu, B. Wang, E. G. M. Ferreira, and E. Abdalla, *Phys. Rev. D* **89**, 103531 (2014).
  - [17] M. Khurshudyan, and R. Myrzakulov, [arXiv:1509.02263](#) [gr-qc].
  - [18] S. Kr. Biswas and S. Chakraborty, *Gen. Relativ. Gravit.* **47**, 22 (2015).
  - [19] S. Kr. Biswas and S. Chakraborty, *Int. J. Mod. Phys. D* **24**, 7, 1550046 (2015).
  - [20] C. G. Boehmer, G. C.-Cabral, R. Lazkoz, and R. Maartens, *Phys. Rev. D* **78**, 023505 (2008).
  - [21] N. Tamanini, *Phys. Rev. D* **92**, 043524 (2015) ([arXiv: 1504.07397](#) [gr-qc]).
  - [22] X.-ming Chen, Y. Gong, and E. N. Saridakis, *J. Cosmol. Astropart. Phys.* **0904**, 001 (2009) ([arXiv:0812.1117](#)[gr-qc] ).
  - [23] T. Harko and F. S. N. Lobo, *Phys. Rev. D* **87**, 044018 (2013) ([arXiv:1210.3617](#)[gr-qc]).
  - [24] L. P. Chimento, *Phys. Rev. D* **81**, 043525 (2010) ([arXiv: 0911.5687](#) [astro-ph.CO]).
  - [25] L. P. Chimento, *AIP. Conf. Proc.* **1471**, 30 (2012) ([arXiv: 1204.5797](#) [gr-qc]).
  - [26] J. S. Wang and F. Y. Wang, *Astron. Astrophys.* **564**, A137 (2014) ([arXiv:1403.4318](#) [astro-ph.CO]).
  - [27] S. Pan, S. Bhattacharya, and S. Chakraborty, *Mon. Not. R. Astron. Soc.* **452**, 3038 (2015) ([arXiv:1210.0396](#)[gr-qc]).
  - [28] L. P. Chimento, A. S. Jakubi, D. Pavon, and W. Zimdahl, *Phys. Rev. D* **67**, 083513 (2003) ([arXiv:astro-ph/0303145](#)).
  - [29] S. Das, P. S. Corasaniti, and E. N. Saridakis, *Phys. Rev. D* **73**, 083509 (2006) ([arXiv:astro-ph/0510628](#)).
  - [30] S. Pan and S. Chakraborty, *Int. J. Mod. Phys. D* **23**, 11, 1450092 (2014) ([arXiv:1410.8281](#) [gr-qc]).
  - [31] J. Grande, J. Sola, and H. Stefancic, *J. Cosmol. Astropart. Phys.* **0608**, 011 (2006) ([arXiv:gr-qc/0604057](#)).
  - [32] J. Grande, A. Pelinson, and J. Sola, *Phys. Rev. D* **79**, 043006 (2009) ([arXiv:0809.3462](#) [astro-ph]).
  - [33] S. Basilakos and J. Sola, *Mon. Not. R. Astron. Soc.* **437**, 3331 (2014) ([arXiv:1307.4748](#) [astro-ph.CO]).
  - [34] J. Sola and H. Stefancic, *Phys. Lett. B* **624**, 147 (2005) ([arXiv:astro-ph/0505133](#)).
  - [35] J. Sola and H. Stefancic, *Mod. Phys. Lett. A* **21**, 479 (2006) ([arXiv:astro-ph/0507110](#)).
  - [36] C. Wetterich, *Astron. Astrophys.* **301**, 321 (1995).
  - [37] L. Amendola, *Phys. Rev. D* **60**, 043501 (1999).
  - [38] A. Rest *et al.*, *Astrophys. J.* **795**, 44 (2014) ([arXiv:1310.3828](#)[astro-ph.CO]).
  - [39] J.-Q. Xia, H. Li, and X. Zhang, *Phys. Rev. D* **88**, 063501 (2013).
  - [40] C. Cheng, and Q.-G Huang, *Phys. Rev. D* **89**, 043003 (2014).
  - [41] D. L. Shafer, and D. Huterer, *Phys. Rev. D* **89**, 063510 (2014).
  - [42] R. R. Caldwell, *Phys. Lett. B* **545**, 23 (2002).
  - [43] S. M. Carroll, M. Hoffman, and M. Trodden, *Phys. Rev. D* **68**, 023509 (2003).
  - [44] J. M. Cline, S. Jeon, and G. D. Moore, *Phys. Rev. D* **70**, 043543 (2004).
  - [45] S. D. H. Hsu, A. Jenkins, and M. B. Wise, *Phys. Lett. B* **597**, 270 (2004).
  - [46] F. Sbisà, *Eur. J. Phys.* **36**, 015009 (2015) ([arXiv:1406.4550](#) [hep-th]).
  - [47] M. Dabrowski, *Eur. J. Phys.* **36**, 065017 (2015) ([arXiv:1411.2827](#) [gr-qc]).
  - [48] G. Steigman, R. C. Santos, and J. A. S. Lima, *J. Cosmol. Astropart. Phys.* **06**, 033 (2009) ([arXiv:0812.3912](#)).
  - [49] J. A. S. Lima, J. F. Jesus, and F. A. Oliveira, *J. Cosmol. Astropart. Phys.* **11**, 027 (2010).
  - [50] J. A. S. Lima, L. L. Graef, D. Pavon, and S. Basilakos, *J. Cosmol. Astropart. Phys.* **10**, 042 (2014).
  - [51] J. C. Fabris, J. A. F. Pacheco, and O. F. Piattella, *J. Cosmol. Astropart. Phys.* **06**, 038 (2014).
  - [52] S. Chakraborty, S. Pan, and S. Saha, [arXiv:1503.05552](#) [gr-qc].
  - [53] E. Schrödinger, *Physica (Amsterdam)* **6**, 899 (1939).
  - [54] L. Parker, *Phys. Rev. Lett.* **21**, 562 (1968); *Phys. Rev.* **183**, 1057 (1969); *Phys. Rev. D* **3**, 346 (1971); L. H. Ford, and L. Parker *Phys. Rev. D* **16**, 245 (1977); N. D. Birrell, and C.P.W. Davies, *Quantum Fields in Curved Space*, Cambridge University Press, Cambridge, U.K. (1984); *J. Phys. A: Math. Gen.* **13**, 2109 (1980).
  - [55] A. A. Grib, B. A. Levitskii, and V. M. Mostepanenko, *Theor. Math. Phys.* **19**, 349 (1974); A. A. Grib, S. G. Mamayev,

- and V. M. Mostepanenko, Vacuum Quantum Effects in Strong Fields, Friedman Laboratory Publishing (1994); Gen. Relativ. Gravit. **7**, 535 (1976); Ya. B. Zeldovich, and A. A. Starobinsky, Sov. Phys. JETP **34**, 1159 (1972); JETP Lett. **26**, 252 (1977).
- [56] I. Prigogine, J. Geheniau, E. Gunzig, and P. Nardone, Gen. Relativ. Gravit. **21**, 767 (1989).
- [57] S. Weinberg, Astrophys. J. **168**, 175 (1971).
- [58] N. Straumann, Helv. Phys. Acta **49**, 269 (1976).
- [59] M. A. Schweizer, Astrophys. J. **258**, 798 (1982).
- [60] N. Udey, and W. Issrael, Mon. Not. R. Astron. Soc. **199**, 1137 (1982).
- [61] W. Zimdahl, Mon. Not. R. Astron. Soc. **280**, 1239 (1996).
- [62] Y. B. Zeldovich, Particle production in cosmology (in Russian), Zh. Eksp. Teor. Fiz. Pisma Red **12**, 443 (1970) (English translation: JETP Lett. **12**, 307 (1970)).
- [63] G. L. Murphy, Phys. Rev. D **8**, 4231 (1973).
- [64] B. L. Hu, Phys. Lett. A **90**, 375 (1982).
- [65] M. O. Calvao, J. A. S. Lima, and I. Waga, Phys. Lett. A **162**, 223 (1992).
- [66] S. Pan and S. Chakraborty, Advances in High Energy Phys. **2015**, 654025 (2015) (arXiv: 1404.3273[gr-qc]).
- [67] S. Chakraborty, S. Pan, and S. Saha, Phys. Lett. B **738**, 424 (2014).
- [68] S. Chakraborty, Phys. Lett. B **732**, 81 (2014).
- [69] J. Dutta, S. Haldar, and S. Chakraborty, Astrophys. Space Sci. **361**, no. 1, 21 (2016) (arXiv:1505.01263 [gr-qc]).
- [70] S. Chakraborty and S. Saha, Phys. Rev. D **90**, 123505 (2014).
- [71] J. de Haro and S. Pan, Class. Quantum Grav. **33**, 165007 (2016) (arXiv:1512.03100 [gr-qc]).
- [72] S. Pan, J. de Haro, A. Paliathanasis, and R. Jan. Slagter, Mon. Not. R. Astron. Soc. **460** (2), 1445 (2016) (arXiv:1601.03955 [gr-qc]).
- [73] R. C. Nunes and D. Pavon, Phys. Rev. D **91**, 063526 (2015) (arXiv:1503.04113 [gr-qc]).
- [74] R. C. Nunes and S. Pan, Mon. Not. R. Astron. Soc. **459**, 673 (2016) (arXiv:1603.02573 [gr-qc]).
- [75] C. G. Boehmer, N. Chan and R. Lazkoz, Phys. Lett. B **714**, 11 (2012) (arXiv:1111.6247 [gr-qc]).
- [76] N. Tamanini, *Dynamical systems in dark energy models*, PhD thesis, University College London (2014).
- [77] J. Dutta and H. Zonunmawia, Eur. Phys. J. Plus **130**, no. 11 (2015) (arXiv:1601.00283 [gr-qc]).
- [78] S. Carloni, J. Cosmol. Astropart. Phys. **1509**, no. 09, 013 (2015) (arXiv:1505.06015 [gr-qc]).
- [79] J. Dutta, W. Khylllep and E. Syiemlieh, Eur. Phys. J. Plus **131**, no. 2, 33 (2016) (arXiv:1602.03329 [gr-qc]).
- [80] J. Dutta, W. Khylllep and N. Tamanini, Phys. Rev. D **93**, no. 6, 063004 (2016) (arXiv:1602.06113 [gr-qc]).
- [81] L. N. Granda and E. Loaiza, Phys. Rev. D **94**, no. 6, 063528 (2016) (arXiv:1609.06544 [gr-qc]).
- [82] J. Dutta, W. Khylllep and N. Tamanini, Phys. Rev. D **95**, no. 2, 023515 (2017) (arXiv:1701.00744 [gr-qc]).
- [83] W. Zimdahl, Phys. Rev. D **53**, 5483 (1996).
- [84] W. Zimdahl, Phys. Rev. D **61**, 083511 (2000).
- [85] J. D. Barrow, Formation and Evolution of Cosmic Strings, edited by G. Gibbons, S. W. Hawking, and T. Vachaspati (Cambridge Univ. Press, Cambridge, England, 1990, pp. 449).
- [86] J. A. S. Lima, F. E. Silva, and R. C. Santos, Class. Quantum Grav. **25**, 205006 (2008) (arXiv: 0807.3379).
- [87] J. A. S. Lima, S. Basilakos, and F. E. M. Costa, Phys. Rev. D **86**, 103534 (2012), (arXiv:1205.0868).
- [88] J. P. Mimoso, and D. Pavon, Phys. Rev. D **87**, 047302 (2013) (arXiv:1302.1972).
- [89] I. L. Shapiro, J. Sola, C. E. Bonet, and P. R. Lapuente, Phys. Lett. B **574**, 149 (2003) (arXiv:astro-ph/0303306).
- [90] C. E. Bonet, P. R. Lapuente, I. L. Shapiro, and J. Sola, J. Cosmol. Astropart. Phys. **0402**, 006 (2004) (arXiv:hep-ph/0311171).
- [91] S. Basilakos, M. Plionis, and J. Sola, Phys. Rev. D **80**, 083511 (2009) (arXiv:0907.4555 [astro-ph.CO]).
- [92] A. G. Valent, J. Sola, and S. Basilakos, J. Cosmol. Astropart. Phys. **01**, 004 (2015) (arXiv:1409.7048 [astro-ph.CO]).
- [93] J. Sola, A. G. Valent, and J. de Cruz Perez, Astrophys. J. **811**, L14 (2015) (arXiv:1506.05793 [gr-qc]).
- [94] J. Sola, A. G. Valent, and J. de Cruz Perez, arXiv:1602.02103 [astro-ph.CO].
- [95] J. Sola, J. Phys. Conf. Ser. **453**, 012015 (2013) (arXiv:1306.1527 [gr-qc]).
- [96] J.-H. He and B. Wang, J. Cosmol. Astropart. Phys. **0806**, 010 (2008) (arXiv: 0801.4233 [astro-ph]).
- [97] D. Pavon and B. Wang, Gen. Relativ. Gravit. **41**, 1 (2009) (arXiv:0712.0565 [gr-qc]).
- [98] R. Garcia-Salcedo, T. Gonzalez, and I. Quiros, arXiv: 1211.2738 [gr-qc].
- [99] J. Sola, J. de Cruz Perez, A. G. Valent, and R. C. Nunes, arXiv: 1606.00450.
- [100] M. Quartin, M. O. Calvao, S. E. Joras, R. R. R. Reis, and I. Waga, J. Cosmol. Astropart. Phys. **0805**, 007 (2008) (arXiv:0802.0546 [astro-ph]).
- [101] R. Cen, Astrophys. J. **546**, L77 (2001); M. Oguri, K. Takahashi, H. Ohno, and K. Kotake, Astrophys. J. **597**, 645 (2003).
- [102] K. A. Malik, D. Wands, and C. Ungarelli, Phys. Rev. D **67**, 063516 (2003).
- [103] H. Ziaeeepour, Phys. Rev. D **69**, 063512 (2004).
- [104] A. A. Coley, Dynamical systems and cosmology. (Kluwer Academic Publishers, Dordrecht Boston London, 2003).