

# A method for building permutation representations of finitely presented groups

Gabriele Nebe, Richard Parker, and Sarah Rees

September 29, 2018

LEHRSTUHL D FÜR MATHEMATIK, RWTH AACHEN UNIVERSITY, 52056 AACHEN, GERMANY

E-mail address: `nebe@math.rwth-aachen.de`

70 YORK ST. CAMBRIDGE CB1 2PY, UK

E-mail address: `richpark54@hotmail.co.uk`

SCHOOL OF MATHEMATICS, UNIVERSITY OF NEWCASTLE, NEWCASTLE NE1 7RU, UK

E-mail address: `Sarah.Rees@ncl.ac.uk`

**ABSTRACT.** We design an algorithm to find certain partial permutation representations of a finitely presented group  $G$  (the bricks) that may be combined to a transitive permutation representation of  $G$  (the mosaic) on the disjoint union.

**KEYWORDS.** finitely presented groups; computational methods; permutation representation

2000 MSC: 20F05; 20B40

## 1 Introduction

For a group  $G$  described by a finite presentation  $\langle x_1, \dots, x_n \mid r_1, \dots, r_m \rangle$ , it is often useful to know which groups arise as quotients (equivalently, as homomorphic images).

Two well studied techniques investigate the occurrence of a given finite permutation group  $H$  as an image of  $G$ , namely the ‘low index subgroup algorithm’ and Holt’s ‘permutation image’ program; both are widely described in the literature, for example in [7], and well developed as algorithms. For any given pair of groups  $G, H$  as above, either of these two techniques can be used to give a definite answer to the question of whether or not  $G$  has  $H$  as a finite homomorphic image. But each technique requires a systematic search, and this can be slow.

Using a commutative algebra technique, Plesken developed an algorithm to classify all homomorphic images isomorphic to a linear group of degree 2 or 3, see [13] and [9]. This algorithm also finds certain infinite homomorphic images; others can be found using Plesken’s soluble quotient algorithm [12].

An alternative method, used (so far) to find finite images of  $G$ , constructs permutation images as coset diagrams. This technique was used by Stothers [16, 17] to study subgroups of the modular group and Hurwitz group (and attributed by him to Conway, and Singerman [15]) and subsequently extensively developed by Higman and others [2, 3, 5].

Higman suggested the use of coset diagrams to study images of the modular group, the Hurwitz group and other triangle groups. Higman’s ideas were developed by Conder, Mushtaq, Servatius, Everitt and Kousar in [2, 3, 5, 6, 10, 11] ; in [6] the method produced a positive proof to Higman’s conjecture that every Fuchsian group has all but finitely many alternating groups amongst its homomorphic images; the result was then extended to non-Euclidean crystallographic groups in Everitt’s student Kousar’s thesis [10].

The coset diagram technique is one that works well for a group  $G$  with a small presentation. An action of such a group  $G$  on the cosets of a subgroup of index  $n$  is described by a diagram with  $n$  vertices and directed arcs labelled by generators between vertices, that satisfies certain conditions. Properties of the associated homomorphic image can easily be deduced from properties of the diagram. Various techniques allow diagrams to be joined together to produce actions of higher degrees [17, 2, 6], or to be modified to produce actions of other groups with presentations similar to those of  $G$  [6, 8].

Our article is motivated by a study of the coset diagram technique, and in particular the methods used to combine diagrams.

We suppose that  $G = \langle X \mid R \rangle$  is a finitely presented group. Our aim is to describe how to construct a transitive permutation representation  $\phi : G \rightarrow \text{Sym}(\mathcal{M})$  (the **mosaic**) for the group  $G$  as a combination of (partial) permutation representations (the **bricks**)  $P_B : G \rightarrow \text{Sym}(\Omega_B)$  of a certain form. To combine the bricks and form a mosaic, we need to be able to ‘jump’ from one brick to another, at points to which ‘pieces of cement’ (from a set  $C$ ) are attached. **Jump data** needs to be designed by the user to determine via which generators we are allowed to jump, as well as conditions under which we must ‘stay’ within a brick; given a set  $\mathcal{J}$  of jump data, we define an associated groupoid  $\mathcal{F}(\mathcal{J})$ . Assuming compatibility between  $\mathcal{J}$  and  $R$ , the set  $R$  of relators for  $G$  determines a set  $\mathfrak{R}$  of words over the elements of  $\mathcal{J}$  that define products in  $\mathcal{F}(\mathcal{J})$ . We define the **jump groupoid**  $\mathcal{G}(\mathcal{J}, \mathfrak{R})$  as the quotient of  $\mathcal{F}(\mathcal{J})$  by the normal closure of  $\langle \mathfrak{R} \rangle$ .

The bricks that are used to build the mosaic are, in effect, special partial permutation representations with **handles** attaching cement to the underlying set in a way that is compatible with the jump data. Section 2.4 describes an algorithm that takes as input

a presentation for a group and associated jump data, and outputs all possible bricks up to some given degree.

In section 2.5, we assume that we have compatible jump data for  $G$  and a set  $\mathcal{B}$  of bricks. Then the **construction instruction** defines a groupoid action of the jump groupoid  $\mathcal{G}(\mathcal{J}, \mathfrak{R})$  on the set of all handles in all bricks of  $\mathcal{B}$  and tells us how to construct the associated mosaic, which is a permutation representation of  $G$  on the disjoint union  $\bigcup_{B \in \mathcal{B}} \Omega_B$ .

The final section of the paper, Section 3 illustrates the method and the notions introduced in Section 2 by elaborating some easy examples. Among other things we show how to use the new technique to prove that a certain finitely generated group has almost all alternating groups as a quotient.

## 2 The construction of mosaics

### 2.1 Jump data for $F(X)$

Let  $X$  be a finite set, closed under inverses. Instead of working with a free group on the set  $X$  we will work with an **inv-tab group**  $F(X)$ , which we define to be the free group with its table of inverses adjoined. Note that if  $x = x^{-1}$ , we obtain the relation  $x^2 = 1$  in  $F(X)$ . Where  $G = \langle X \mid R \rangle$  is a finitely presented group,  $G$  arises as a quotient of the inv-tab group  $F(X)$ . The jump data that we use is associated with  $F(X)$  rather than with  $G$ , but needs to be consistent with  $R$ .

We define **jump data** for the inv-tab group  $F(X)$  to consist of a triple  $\mathcal{J} = (C, J, S)$  of sets, and associated maps.

$C$  is a finite set of **pieces of cement**, equipped with an involution  $\bar{\phantom{x}}$  on  $C$ , a map  $\xi : C \rightarrow X$  satisfying  $\xi(\bar{c}) = \xi(c)^{-1}$ , and a bijection  $j$  from  $C$  to the set of triples

$$J = j(C) = \{j(c) := (c, \xi(c), \bar{c}) : c \in C\};$$

we call  $J$  the set of **jumps**, and we call a generator  $x$  **cementable** if it is an image  $\xi(c)$  of a piece of cement. Note that  $J$  admits an involution that swaps  $j(c) = (c, x, \bar{c})$  and  $j(\bar{c}) = (\bar{c}, x^{-1}, c)$ .

$S$ , the set of **stays**, is a subset of  $C \times F(X) \times C$  that is required to be closed under inverses, that is,

$$(c, w, c') \in S \Rightarrow (c', w^{-1}, c) \in S.$$

We require that  $S$  satisfies the following **consistency condition**:

If  $(c, w_1, c_1)$  and  $(c, w_2, c_2)$  are distinct stays in  $S$ , then  $w_1$  and  $w_2$  are incomparable (that is, neither is a prefix, empty or otherwise, of the other).

This consistency condition is needed so that whenever we evaluate the word  $\mathbf{w}_1$  at some point of our brick cemented by  $c$ , then we never reach another cement point until the end of  $\mathbf{w}_1$  when we reach a point cemented by  $c_1$ .

Let  $\sim_S$  be the equivalence relation on  $C$  that is the reflexive and transitive closure of the binary symmetric relation relating  $c, c'$  whenever some triple  $(c, \mathbf{w}, c')$  is in  $S$ . We write  $C = C_1 \dot{\cup} \dots \dot{\cup} C_{N_{ht}}$  as the disjoint union of the equivalence classes,  $C_i$ . We see the elements of each class  $C_i$  as vertices of a connected, directed, labelled graph, which we call a **handle type**. The handle type  $H_i$  has vertex set  $C_i$  and edges those stays  $(c, \mathbf{w}, c')$  for which  $c, c' \in C_i$ .

We define an inv-tab groupoid  $\mathcal{F}(\mathcal{J})$  on the set

$$J = \{ {}_n\mathbf{j}(c)_m : c \in C_n, \bar{c} \in C_m, 1 \leq n, m \leq N_{ht} \}$$

(the subscript notation identifies  $n$  as the source and  $m$  as the target of  $\mathbf{j}(c)$ ), consisting of all words  $\mathbf{j}(c_1) \dots \mathbf{j}(c_s)$  with  $\bar{c}_i \sim_S c_{i+1}$  for all  $1 \leq i < s$ . The inverse of the generator  $\mathbf{j}(c)$  is  $\mathbf{j}(c)^{-1} = \mathbf{j}(\bar{c})$ .

## 2.2 The groupoid relators

Now let  $R \subset F(X)$  be a subset of the inv-tab group on  $X$  and

$$G := \langle X \mid R \rangle$$

the finitely presented group defined by  $R$ .

We will assume without loss of generality that the set  $R$  of relators is closed under inversion and rotation, (so  $R = R^{-1}$  and if  $x_1 x_2 \dots x_n \in R$  then also  $x_n x_1 x_2 \dots x_{n-1} \in R$ ). If  $r = (x_1 x_2 \dots x_t)^m$  is a perfect power of a primitive word  $r' := x_1 x_2 \dots x_t$ , then its rotational equivalence class contains exactly  $t$  elements

$$\circ((x_1 x_2 \dots x_t)^m) = \{r_k := (x_k x_{k+1} \dots x_t x_1 \dots x_{k-1})^m : 1 \leq k \leq t\}.$$

We call  $\{1, \dots, t\}$  the different positions of  $r$ , and, for  $x \in X$ , we define

$$\text{pos}(x, r) := \{1 \leq i \leq t : x_i = x\}$$

the set of positions in  $r'$  in which the generator  $x$  occurs.

Suppose now that jump data  $\mathcal{J} = (C, J, S)$  is given.

**Definition 2.1.** *We say that  $\mathcal{J}$  is **compatible with**  $R$  if for each  $r \in R$ , for each  $c \in C$ , and for each  $k \in \text{pos}(\xi(c), r)$ , the  $k$ -th cyclic shift  $r_k$  of  $r$  can be factorised as a product  $x_{i_1} \mathbf{w}_1 x_{i_2} \mathbf{w}_2 \dots x_{i_s} \mathbf{w}_s$  where, for each  $1 \leq j \leq s$ , we have  $x_{i_j} = \xi(c_j)$  for some  $c_j \in C$ ,  $c_1 = c$ , and  $(\bar{c}_j, \mathbf{w}_j, c_{j+1}) \in S$  (where addition is taken mod  $s$ ). We say that such a factorisation of  $r$  is **compatible with**  $\mathcal{J}$*

Note that the consistency condition on  $S$  ensures that, whenever a cyclic shift of a relator admits a factorisation as above, then it is the unique such factorisation associated with  $c$  and  $k$ . Note also that the factorisation of a relator  $r$  that is a proper power  $(r')^m$  may well not be a power of a factorisation of  $r'$ . We shall need  $\mathcal{J}$  to be compatible with  $R$  in order for our construction to work.

So now, assuming that  $\mathcal{J}$  is compatible with  $R$ , then for each  $r \in R$ , and each  $r_k \in o(r)$  as above, we define a product  $\mathbf{r}_k := j(c_1) \cdots j(c_s)$  in the inv-tab groupoid. We let  $\mathfrak{R}$  be the set of all such products (for all  $r \in R$ ), and we define the **jump groupoid** associated with  $G = \langle X \mid R \rangle$  and the jump data  $\mathcal{J}$  to be the quotient

$$\mathcal{G}(\mathcal{J}, \mathfrak{R}) := \mathcal{F}(\mathcal{J}) / \langle \mathfrak{R} \rangle^N$$

of the inv-tab groupoid  $\mathcal{F}(\mathcal{J})$ . Note that for all elements of  $\mathfrak{R}$ , source and target coincide, so these live in subgroups of the groupoid, in which we take the normal closure  $\langle \mathfrak{R} \rangle^N$  of the group generated by these elements of  $\mathfrak{R}$  to obtain  $\mathcal{G}(\mathcal{J}, \mathfrak{R})$  as a quotient of  $\mathcal{F}(\mathcal{J})$ .

## 2.3 Bricks

Now suppose that  $G$  and jump data  $\mathcal{J} = (C, J, S)$  for  $X$  are specified. A brick is, essentially, a ‘cemented’ partial permutation representation of  $G$  that is compatible with the jump data, and which contains embedded images of handles.

For sets  $\Omega, \Omega'$ , we let  $\text{Inj}(\Omega, \Omega')$  be the set of injective maps from  $\Omega$  to  $\Omega'$ . We define a partial permutation  $\pi$  of a set  $\Omega$  to be a mapping from  $\Omega$  to  $\Omega \cup \{0\}$  such that for all  $\omega \in \Omega$  the preimage  $\pi^{-1}(\{\omega\})$  has at most one element; we write  $\text{PPerm}(\Omega)$  for the set of such partial permutations. A map  $\Pi : X \rightarrow \text{PPerm}(\Omega)$  defines a partial permutation representation of  $G$  on a set  $\Omega$  if for all  $x_1, \dots, x_s \in X$  and all  $\omega \in \Omega$  such that

$$\omega \cdot \Pi(x_1), \omega \cdot \Pi(x_1)\Pi(x_2), \dots, \omega \cdot \Pi(x_1) \cdots \Pi(x_s) =: \omega \cdot \Pi(\mathbf{w})$$

are all defined as elements of  $\Omega$ , in which case we say that a word  $\mathbf{w} = x_1 \dots x_s$  **stays within  $\Omega$  from the point  $\omega \in \Omega$** , then  $\omega \cdot \Pi(\mathbf{w})$  only depends on  $\mathbf{w} \in G$ . The partial permutation representation  $\Pi$  is called **transitive**, if for all  $\omega, \omega' \in \Omega$  there is some word  $\mathbf{w}$  staying in  $\Omega$  from  $\omega$ , such that  $\omega \cdot \Pi(\mathbf{w}) = \omega'$ .

**Definition 2.2.** *Suppose that  $\Pi : X \rightarrow \text{PPerm}(\Omega)$  defines a transitive partial permutation representation of  $G$ .*

- (B1) *Given a handle type  $H_i$  of  $\mathcal{J}$  with vertex set  $C_i$ , a map  $\theta : C_i \rightarrow \Omega$  is called a **handle** of type  $H_i$  for  $\Pi$ , provided that*
- (a) *for all  $c \in C_i$ ,  $\theta(c) \cdot \Pi(\xi(c)) = 0$  and*
  - (b) *for all edges  $(c, \mathbf{w}, c')$  of  $H_i$ ,  $\mathbf{w}$  stays within  $\Omega$  from  $\theta(c)$ , and  $\theta(c) \cdot \Pi(\mathbf{w}) = \theta(c')$ .*

(B2) Given a set of non-negative integers  $\{h_i : 1 \leq i \leq N_{ht}\}$ , let  $\theta_{i,j}$  be a handle of type  $H_i$  for  $\Pi$ , for each  $i = 1, \dots, N_{ht}, j = 1, \dots, h_i$ . Then, where  $\hat{C} := \bigcup_{i \in \{1, \dots, N_{ht}\}} (C_i \times \{1, \dots, h_i\})$ , define  $\hat{\theta} : \hat{C} \rightarrow \{(\omega, x) \mid \omega \cdot \Pi(x) = 0\}$  by

$$\hat{\theta}(c, j) = (\theta_{i,j}(c), \xi(c)) \text{ when } c \in C_i.$$

We say that  $B = (\Pi, \hat{\theta})$  is a **brick** provided that the map  $\hat{\theta}$  is a bijection. We call the elements of  $\hat{C}$  **cement points**.

(B3) We extend  $\Pi$  to a map  $P : X \rightarrow \text{Inj}(\Omega, \Omega \cup \hat{C})$  via

$$\omega \cdot P(x) := \begin{cases} \omega \cdot \Pi(x) & \text{if } \omega \cdot \Pi(x) \neq 0 \\ \hat{\theta}^{-1}(\omega, x) & \text{otherwise.} \end{cases}$$

The brick  $(\Pi, \hat{\theta})$  is completely determined by the map  $P$ , and so we may also call the map  $P$  a brick, and write  $P = (\Pi, \hat{\theta})$ .

**Remark 2.3.** (a) One may visualise a brick as a table with rows indexed by the elements of  $\Omega$  and columns indexed by the elements of  $X$ . The position  $(\omega, x)$  of the table is filled by  $\omega \cdot P(x)$ .

(b) If  $\mathbf{w} = x_1 \cdots x_s$  stays within  $\Omega$  from the point  $\omega$ , then we may evaluate

$$\omega P(\mathbf{w}) = \omega P(x_1) P(x_2) \cdots P(x_s).$$

(c) We note that the set

$$\{\omega \cdot P(x) : \omega \in \Omega, x \in X\}$$

can be expressed as the disjoint union of  $\Omega$  and  $\hat{C}$  (the domain of the bijection  $\hat{\theta}$ ), and that the codomain of  $\hat{\theta}$  can be expressed as  $\{(\omega, x) : \omega \in \Omega, x \in X, \omega \cdot P(x) \notin \Omega\}$

The following is essentially a restatement of property (B1) of Definition 2.2, and will be useful later.

**Lemma 2.4.** Suppose that  $P = (\Pi, \hat{\theta})$  is a brick, as defined above, that  $\omega \in \Omega$  is within the image of a handle  $\theta_{i,j}$  of type  $H_i$  for  $\Pi$ , that is  $\omega = \theta_{i,j}(c)$  (equivalently  $(\omega, \xi(c)) = \hat{\theta}(c, j)$ ). Suppose also that  $(c, \mathbf{w}, c')$  is an edge of  $H_i$ , and  $\omega' = \omega \cdot P(\mathbf{w})$ . Then  $\omega'$  is in the image of the same handle  $\theta_{i,j}$ , for  $\Pi$ , with  $\omega' = \theta_{i,j}(c')$ , and hence  $(\omega', \xi(c')) = \hat{\theta}(c', j)$ .

In the following, where we shall often need to refer to more than one brick, in order to specify a particular brick  $B$ , we shall denote by  $\Omega_B$  and  $\hat{C}_B$  the sets  $\Omega$  and  $\hat{C}$  above, by  $(h_{B,i})$  the sequence of integers  $(h_i)$ , by  $\theta_{B,i,j}$ ,  $\hat{\theta}_B$  the handles  $\theta_{i,j}$  and the bijection  $\hat{\theta}$ , and by  $\Pi_B, P_B$  the partial permutation representations  $\Pi, P$ .

**Remark 2.5.** *We call the pair  $(|\Omega_B|, (h_{B,i} : i = 1, \dots, N_{ht}))$  the **shape** of the brick  $B$ ; it is knowledge of the shapes of bricks associated with particular jump data that allows us to decide the possible degrees of mosaics that we can construct out of them. But properties such as primitivity or multiple transitivity of the action on the mosaic may depend on further properties of the bricks.*

## 2.4 The brick finder algorithm

**INPUT:** Jump data  $\mathcal{J} = (C, J, S)$ , a presentation  $G = \langle X \mid R \rangle$  such that  $X = X^{-1}$  is explicitly closed under inversion, a bound  $N_{\max}$  on the number of points in the partial permutation representation, and an initial  $c \in C$ .

**OUTPUT:** All bricks  $P : X \rightarrow \text{Inj}(\Omega, \Omega \cup \hat{C})$  compatible with the given jump data  $\mathcal{J}$  such that  $1 \cdot P(\xi(c)) = (c, 1)$  and  $|\Omega| \leq N_{\max}$ .

**PREPROCESSING:** We close the relators, jumps and stays under inversion and the relators under rotation. Several sanity checks are done at this point.

The algorithm will backtrack on the **partial coset table** PCT for  $P$ , defined to be the table whose rows are indexed by elements  $\{1, \dots, N\}$  with  $N \leq N_{\max}$ , columns are indexed by the generators  $x \in X$ , where the entry in position  $(\omega, x)$  of the coset table is given by

$$\text{PCT}(\omega, x) := \begin{cases} \omega' \in \Omega, & \text{or} \\ (c, j) \in C \times \mathbb{N} & \text{with } \xi(c) = x, \text{ or} \\ 0 & \text{if not yet defined.} \end{cases}$$

Initially  $N = 1$  and the table is empty. We shall prove below that if the partial coset table completes with  $N$  rows, then PCT defines a brick  $P$ , on  $\Omega = \{1, \dots, N\}$ , with

$$\omega \cdot P(x) := \text{PCT}(\omega, x).$$

**Remark:** The algorithm is a depth first backtrack search on the partial coset table, where at all times the rows stand for distinct points in  $\Omega$ . There is therefore no coincidence procedure in this algorithm.

Also we ensure at all times that if  $\text{PCT}(\omega, x) = \omega' \in \Omega$  then  $\text{PCT}(\omega', x^{-1}) = \omega$ .

ALGORITHM (SUMMARY): Each partial coset table is first checked against the relators and the stays. If any contradiction is found the partial coset table is rejected. Otherwise we ‘disjoin’, that is, a position  $(\omega, x)$  is selected where  $PCT(\omega, x) = 0$  and all possible values (from  $\Omega$  or  $C \times \mathbb{N}$ , fitting the constraints detailed below) are tried in turn and passed to the next level of the backtrack.

SOME DETAILS OF THE ALGORITHM:

- (a) The checking of a relator resembles that used in Todd-Coxeter [19]. From each  $\omega \in \Omega$ , each  $r \in R$  we trace out the successive images of  $\omega$  under the successive generators of  $r$  until either we reach an undefined entry or a cement point before the end of  $r$ , or we return to  $\omega$  at the end of  $r$ . The point is then similarly traced backwards using the inverses of the generators and if these two processes meet we check that it is the same in both directions.
- (b) For each stay  $(c, w, c')$ , and for each  $\omega \in \Omega$ ,  $x \in X$  with  $PCT(\omega, x) = (c, j)$  for some  $j$ , we trace out the successive images of  $\omega$  under the successive generators of  $w$  until either we reach an undefined entry before the end of  $w$  or we reach the end of  $w$ , and check that all those entries that are defined are in  $\Omega$ , and that the image under  $w$ , if defined, is an element  $\omega' \in \Omega$  for which  $PCT(\omega, \xi(c')) = (c', j)$ . Under certain circumstances it would be possible to trace a stay backwards also.
- (c) For correctness it is sufficient to disjoin next at any position which ensures termination. For efficiency it is preferable to select a position, if possible, where the number of continuations is minimized. If either of the above checks nearly completes that is a good position to disjoin.
- (d) The possible choices for the entry in the selected position  $(\omega, x)$  are
  - any point  $\omega' \in \Omega$  that is already in the partial coset table for which  $PCT(\omega', x^{-1}) = 0$ . In this case we set both  $PCT(\omega, x) = \omega'$  and  $PCT(\omega', x^{-1}) = \omega$ .
  - a new point,  $\omega' = N + 1$ , which we now add to  $\Omega$  (so long as  $N + 1 \leq N_{\max}$ ). In this case too we set both  $PCT(\omega, x) = \omega'$  and  $PCT(\omega', x^{-1}) = \omega$ .
  - a cement point  $(c, j)$  with  $\xi(c) = x$ , where  $j$  already occurs in the table but  $(c, j)$  does not
  - a new cement point  $(c, j)$  with  $\xi(c) = x$ , where  $j$  does not occur in the table but (assuming  $j > 1$ )  $j - 1$  does.

**Remark 2.6.** (a) One of us has implemented this algorithm as a standalone c-program and it works quite well finding thousands of bricks. We group them according their shape (see Remark 2.5) and the number of fixed points of the generators and only output one



example for each set of invariants.

(b) The brick finder algorithm can be modified for use as a low index procedure, just by not giving an initial cement point. Then the program finds all transitive permutation representations on less than  $N_{\max}$  points.

(c) It is good to know whether during processing the maximum point test was actually used. If not, it is clearly pointless to rerun the program with an increased bound  $N_{\max}$ .

**Theorem 2.7.** *If the partial coset table completes with  $N$  rows, then PCT defines a brick  $P : X \rightarrow \text{Inj}(\Omega, \Omega \cup \hat{C})$ , where  $\Omega = \{1, \dots, N\}$ , and*

$$\omega \cdot P(x) := \text{PCT}(\omega, x).$$

*Proof.* If the algorithm terminates, on termination the PCT contains no null entries, and any entry is either from  $\Omega = \{1, \dots, N\}$  or of the form  $(c, j)$ , with  $c \in C, j \in \mathbb{N}$ .

The checks on relations, together with the fact that new images  $\omega \cdot P(x)$  within  $\Omega$  are defined in pairs, ensure that the map  $\Pi$  derived from  $P$  by defining

$$\omega \cdot \Pi(x) = \begin{cases} \omega \cdot P(x) & \text{if that image is in } \omega \\ 0 & \text{otherwise} \end{cases}$$

yields a partial permutation representation of  $G$ . It is transitive by construction.

The selection of cement point entries ensures that no cement point  $(c, j)$  occurs twice, and the check on stays ensures that when  $c, c'$  are in the same handle type, then  $(c, j)$  is an entry precisely when  $(c', j)$  is an entry. Hence we identify from the PCT integers  $h_i$ , a set  $\hat{C}$ , and a bijection  $\hat{\theta}$  from  $\hat{C}$  to  $\{(\omega, x) : \text{PCT}(\omega, x) = 0\}$ , as in B2. It is straightforward to recover the handles  $\theta_{ij}$  from  $\hat{\theta}$ .  $\square$

## 2.5 The construction of the mosaic

Now  $G$  and jump data  $\mathcal{J}$  for  $X$  are specified, and we assume that  $\mathcal{J}$  is compatible with  $R$ . We suppose also that we have a finite set of bricks  $\mathcal{B}$  giving rise to mappings

$$P_B : X \rightarrow \text{Inj}(\Omega_B, \Omega_B \dot{\cup} \hat{C}_B) \text{ for all } B \in \mathcal{B}.$$

These are the bricks that we are allowed to use in our mosaic. Usually we will use several copies of the same brick. To distinguish formally between the copies we choose an index set  $\Lambda$  together with a function  $\beta : \Lambda \rightarrow \mathcal{B}$ , so that  $\beta(\lambda) = B$  means that we will use a copy of brick  $B \in \mathcal{B}$  in position  $\lambda$ .

The aim of this section is to construct a permutation representation  $\phi$  of  $G$  on the set

$$\mathcal{M} := \bigcup_{\lambda \in \Lambda} \Omega_\lambda, \quad \text{where} \quad \Omega_\lambda := \{(\omega, \lambda) \mid \lambda \in \Lambda, \omega \in \Omega_{\beta(\lambda)}\}.$$

For each  $1 \leq i \leq N_{ht}$  we define

$$D_i := \{(\lambda, j) \in \Lambda \times \mathbb{N} \mid 0 < j \leq h_{\beta(\lambda), i}\};$$

the set  $D_i$  indexes the set of all handles of type  $H_i$  within the mosaic. For  $c \in C_i$  we define  $D(c) := D_i$ .

**Definition 2.8.** *We can define **construction data** to be a set*

$$\mathcal{Z}(C) = \{\zeta(c) : D(c) \rightarrow D(\bar{c}) \mid c \in C\}$$

*of bijections, with  $\zeta(\bar{c}) = \zeta(c)^{-1}$ , such that the  $\zeta(c)$  satisfy the groupoid relators  $\mathfrak{r} \in \mathfrak{R}$ , that is, provided that the construction instruction*

$$\zeta : j(c) \mapsto \zeta(c)$$

*induces a groupoid homomorphism from  $\mathcal{G}(\mathcal{J}, \mathfrak{R})$  to  $\mathcal{Z}(C)$ . We call  $\zeta$  the **construction instruction**.*

We note that the map  $\zeta$  associated with construction data defines an action of the jump groupoid  $\mathcal{G}(\mathcal{J}, \mathfrak{R})$  on the set

$$\mathcal{D}_\beta := \bigcup_{i=1}^{N_{ht}} D_i,$$

of all handles occurring in bricks in our mosaic. We use that action to connect our bricks into a mosaic.

**Definition 2.9.** *For given construction instruction  $\zeta$ , we define the associated **mosaic** to be the pair  $(\mathcal{M}, \phi)$ , where*

$$\mathcal{M} := \bigcup_{\lambda \in \Lambda} \Omega_\lambda \text{ with } \Omega_\lambda := \{(\omega, \lambda) : \omega \in \Omega_{\beta(\lambda)}\},$$

*and  $\phi : X \rightarrow \text{Sym}(\mathcal{M})$  is defined by*

$$(\omega, \lambda) \cdot \phi(x) := \begin{cases} (\omega \cdot P_{\beta(\lambda)}(x), \lambda) & \text{if } \omega \cdot P_{\beta(\lambda)}(x) \in \Omega_{\beta(\lambda)} \\ (\omega', \lambda') & \text{if } \omega \cdot P_{\beta(\lambda)}(x) =: (c, j) \in \hat{C}_{\beta(\lambda)}, \end{cases}$$

*where in the second case, we define  $\omega', \lambda'$  via*

$$(\lambda', j') := (\lambda, j) \cdot \zeta(c) \text{ and } (\omega', x^{-1}) := \hat{\theta}_{\beta(\lambda')}(\bar{c}, j').$$

**Theorem 2.10.**  *$\phi$  defines a group homomorphism  $G \rightarrow \text{Sym}(\mathcal{M})$ .*

Proof. We first note that for all  $x \in X$  and  $(\omega, \lambda) \in \mathcal{M}$

$$(\omega, \lambda) \cdot \phi(x) \cdot \phi(x^{-1}) = (\omega, \lambda).$$

This is clear if  $\omega \cdot P_{\beta(\lambda)}(x) \in \Omega_{\beta(\lambda)}$ . Otherwise let  $(c, j) := \omega \cdot P_{\beta(\lambda)}(x) = (\hat{\theta}_{\beta(\lambda)})^{-1}(\omega, x)$ . and let  $(\omega', \lambda') := (\omega, \lambda) \cdot \phi(x)$ . Then  $(\lambda, j) \cdot \zeta(c) = (\lambda', j') \in D(\bar{c})$  and so

$$(\lambda, j) = (\lambda', j') \cdot \zeta(c)^{-1} = (\lambda', j') \cdot \zeta(\bar{c}),$$

while also  $\bar{c} = c$ . Further  $(\omega', x^{-1}) = \hat{\theta}_{\beta(\lambda')}(\bar{c}, j')$ , and so by definition (of the codomain of the bijection  $\hat{\theta}_{\beta(\lambda')}$  (see Remark 2.3(c)),  $\omega' \cdot P_{\beta(\lambda)}(x^{-1}) \notin \Omega_{\beta(\lambda')}$ . Hence it follows from the equation  $\hat{\theta}_{\beta(\lambda)}(c, j) = (\omega, x)$  that

$$(\omega', \lambda') \cdot \phi(x^{-1}) = (\omega, \lambda).$$

It remains to show that  $\phi$  satisfies the relators in  $R$ . Given a relator  $r = (x_1 \cdots x_t)^m \in R$  and some point  $(\omega, \lambda) \in \mathcal{M}$  we need to show that  $(\omega, \lambda) \cdot \phi(r) = (\omega, \lambda)$ . Since  $\Pi_{\beta(\lambda)}$  defines a partial permutation representation we have  $\omega \cdot P_{\beta(\lambda)}(r) = \omega$  if the successive application of the maps  $P_{\beta(\lambda)}(x_i)$  to  $\omega$  keeps its images within the set  $\Omega_{\beta(\lambda)}$ . If not, then there is a first position  $i_1 \in \{1, \dots, t\}$  and some  $\omega'$  in the sequence of successive images such that  $\omega' \cdot P_{\beta(\lambda)}(x_{i_1}) \in \hat{C}_{\beta(\lambda)}$ . Suppose that  $\omega' \cdot P_{\beta(\lambda)}(x_{i_1}) = (c_1, j_1)$  for some  $c_1, j_1$ . In this case,  $\omega'$  is within the image of a handle of the brick  $\beta(\lambda)$  and hence  $(\omega', x_{i_1}) = \hat{\theta}_{\beta(\lambda)}(c_1, j_1)$ . It is enough to show that for the rotated relator  $r' = (x_{i_1} \dots)^m$  we have  $(\omega', \lambda) \cdot \phi(r') = (\omega', \lambda)$ . The compatibility of  $\mathcal{J}$  with  $R$  ensures that  $r'$  factorises as

$$r' = x_{i_1} \mathbf{w}_1 x_{i_2} \mathbf{w}_2 \dots x_{i_s} \mathbf{w}_s$$

where, for each  $1 \leq j \leq s$ , we have  $x_{i_j} = \xi(c_j)$  for some  $c_j \in C$ , and  $(\bar{c}_j, \mathbf{w}_j, c_{j+1}) \in S$  (addition mod  $s$ ), and hence we see that  $j(c_1) \cdots j(c_s) = 1$  holds in  $\mathcal{G}$ . Put  $\omega_1 := \omega'$ ,  $\lambda_1 := \lambda$ . For  $n = 1, \dots, s$ , put

$$(\lambda_{n+1}, j_{n+1}) := (\lambda_n, j_n) \cdot \zeta(c_n).$$

Then  $(\omega_1, \lambda_1) \cdot \phi(x_{i_1}) = (\omega'_1, \lambda_2)$  where  $(\omega'_1, x_{i_1}^{-1}) = \hat{\theta}_{\beta(\lambda_2)}(\bar{c}_1, j_2)$ . Lemma 2.4 ensures that  $(\omega'_1, \lambda_2) \cdot \phi(\mathbf{w}_1) = (\omega_2, \lambda_2) \in \Omega_{\beta(\lambda_2)}$ , and also that  $(\omega_2, x_{i_2}) = \hat{\theta}_{\beta(\lambda_2)}(c_2, j_2)$ . We continue like this (repeatedly applying Lemma 2.4) and hence compute  $(\omega', \lambda) \cdot \phi(r')$  as

$$(\omega'_s, \lambda_{s+1}) \cdot \phi(\mathbf{w}_s) = (\omega_{s+1}, \lambda_{s+1}) \in \Omega_{\beta(\lambda_{s+1})},$$

and see that  $(\omega_{s+1}, x_{i_1}) = \hat{\theta}_{\beta(\lambda_{s+1})}(c_1, j_{s+1})$ .

Since  $\zeta(c_1) \cdots \zeta(c_s) = 1$  we get  $(\lambda_{s+1}, j_{s+1}) = (\lambda_1, j_1)$  and so  $(\omega_{s+1}, x_{i_{s+1}}) = \hat{\theta}_{\beta(\lambda_1)}(c_1, j_1) = (\omega_1, x_{i_1})$ . □

**Remark 2.11.** *As all the constituent bricks are transitive, the action defined by  $\phi$  on  $\mathcal{M}$  is transitive, provided that the graph on  $\Lambda$  for which*

$$\lambda \sim \lambda' \iff \exists j, j', c, (\lambda, j) \cdot \zeta(c) = (\lambda', j')$$

*is connected.*

There might be an algorithm to find all mosaics made from bricks of given shape. However in practice the groupoid relators are not too complicated and families of mosaics can be constructed by hand, as we will illustrate in the next section.

### 3 Some examples

#### 3.1 Example 1

Let

$$G := \langle s, t \mid s^3, t^2, (st)^7 \rangle$$

So in our notation  $X = \{s, t, r\}$  with  $s^{-1} = r$ ,  $t^{-1} = t$ ,

$$R = \{s^3, r^3, (st)^7, (ts)^7, (rt)^7, (tr)^7\}$$

We choose  $C = \{c_1, c_2 = \overline{c_1}\}$ , with  $\xi(c_1) = t = \xi(c_2)$ .

$$\begin{aligned} J &= j(C) := \{(c_1, t, c_2), (c_2, t, c_1)\}, \\ S &= \{(c_1, stststs, c_1), (c_2, stststs, c_2), (c_1, rtrtrtr, c_1), (c_2, rtrtrtr, c_2)\} \end{aligned}$$

Then the equivalence classes in  $C$  defined by  $\sim_S$  are  $[c_1] = \{c_1\}$  and  $[c_2] = \{c_2\}$  and the inv-tab groupoid  $\mathcal{F}(\mathcal{J})$  is generated by  ${}_1j(c_1)_2$ ,  ${}_2j(c_2)_1 = ({}_1j(c_1)_2)^{-1}$ . We see that  $t$  is the only cementable generator; so we examine factorisations of  $(ts)^7$  and  $(tr)^7$  in order to verify that  $\mathcal{J}$  is compatible with  $R$  and find the relations  $\mathfrak{R}$  that define the jump groupoid  $\mathcal{G}(\mathcal{J}, \mathfrak{R})$  from  $\mathcal{F}(\mathcal{J})$ . We see that  $(ts)^7$  has a compatible factorisation as  $\xi(c_1) stststs \xi(c_2) stststs$  (since  $(\overline{c_1}, stststs, c_2)$ ,  $(\overline{c_2}, stststs, c_1) \in S$ ), and  $(tr)^7$  a compatible factorisation as  $\xi(c_1) rtrtrtr \xi(c_2) rtrtrtr$ , giving

$$\mathfrak{R} = \{j(c_1)j(c_2)\} = \{j(c_1)j(\overline{c_1})\}.$$

So we have  $\mathcal{G}(\mathcal{J}, \mathfrak{R}) = \mathcal{F}(\mathcal{J})$ .

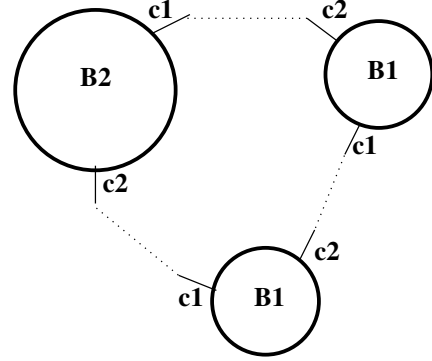
The brick finder algorithm was run with a limit of 110 points finding many thousands of bricks, of which we shall use just two, one on 28 points and one on 57 points, each with one handle of each type. Let  $\mathcal{B} = \{B_1, B_2\}$  be that set of two bricks,  $B_1$  of shape  $(28, (1, 1))$  and  $B_2$  of shape  $(57, (1, 1))$ . Choose  $\Lambda = \{1, \dots, M\}$  for any integer  $M$

and any surjection  $\beta : \Lambda \rightarrow \mathcal{B}$ . The sets  $D_1 = D(c_1)$  and  $D_2 = D(c_2)$  are both in correspondence with  $\Lambda$  and so can be identified with  $\Lambda$ , and the map  $\zeta$  defined by

$$\zeta(c_1) : \lambda \mapsto \lambda + 1, \quad \zeta(c_2) : \lambda \mapsto \lambda - 1$$

(addition defined mod  $M$ ) is a valid construction instruction.

Informally, this means we can fit the two bricks together in any combination by joining them up in a circle of  $M$  bricks, for example the picture to the right yields a transitive permutation representation of  $G$  on 113 points which, 113 being prime, is obviously primitive, and since the group order is divisible by 2, 3, and 7, its image is clearly the alternating group. The next theorem is an easy consequence of the fact that we may join these two bricks in an arbitrary circle to obtain a transitive permutation representation of  $G$ .



**Theorem 3.1.** *For any  $n \in \mathbb{N}$  with  $n \geq 28 \cdot 57$  the group  $G = \langle s, t \mid s^3, t^2, (st)^7 \rangle$  has a transitive permutation representation on  $n$  points.*

Using more bricks one can decrease the bound  $28 \cdot 57$  considerably, but this problem has already been solved by [18], which states that the true bound is 168. We will come back to this for other triangle groups in Example 3.

## 3.2 Example 2

Take  $G$  as above and define

$$\begin{aligned} C &:= \{c_1, c_2 = \overline{c_1}, c_3, c_4 = \overline{c_3}\}, \quad \xi(c_1) = \xi(c_3) = s, \quad \xi(c_2) = \xi(c_4) = r, \\ j(C) &:= \{(c_1, s, c_2), (c_2, r, c_1), (c_3, s, c_4), (c_4, r, c_3)\}, \\ S &:= \{(c_2, \epsilon, c_1), (c_1, \epsilon, c_2), (c_3, \epsilon, c_4), (c_4, \epsilon, c_3), (c_2, tstst, c_3), (c_3, trtrt, c_2), \\ &\quad (c_4, tststst, c_1), (c_1, trtrtrt, c_4)\}, \end{aligned}$$

where  $\epsilon$  denotes the empty word. Now  $r$  and  $s$  are the cementable generators, and we need to check for compatible factorisations of  $r^3, s^3, (rt)^7$ , and  $(st)^7$ . We factorise  $r^3$  as  $\xi(c_2)^3$  (note that  $(\overline{c_2}, \epsilon, c_2) \in S$ ) and as  $\xi(c_4)^3$  and  $s^3$  as  $\xi(c_1)^3 = \xi(c_3)^3$ . Then we factorise  $(rt)^7$  and  $(st)^7$  as

$$\begin{aligned} (rt)^7 &= \xi(c_4) trtrt \xi(c_2) trtrtrt \quad ; \quad (\overline{c_4}, trtrt, c_2), (\overline{c_2}, trtrtrt, c_4) \in S \\ (st)^7 &= \xi(c_1) tstst \xi(c_3) tststst \quad ; \quad (\overline{c_1}, tstst, c_3), (\overline{c_3}, tststst, c_1) \in S. \\ \text{Then } \mathfrak{R} &= \{j(c_2)^3, j(c_4)^3, j(c_1)^3, j(c_3)^3, j(c_4)j(c_2), j(c_3)j(c_1)\} \end{aligned}$$

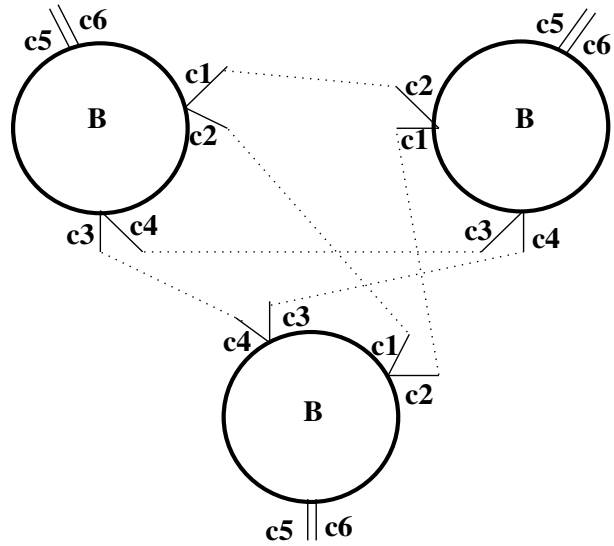
Since all the pieces of cement are equivalent, the groupoid  $\mathcal{G}(\mathcal{J}, \mathfrak{R})$  is a group:

$$\mathcal{G}(\mathcal{J}, \mathfrak{R}) = \langle j(c_1), j(c_2), j(c_3), j(c_4) \mid j(c_1)j(c_2), j(c_3)j(c_4), j(c_1)^3, j(c_3)^3, j(c_1)j(c_3) \rangle$$

So clearly  $\mathcal{G}(\mathcal{J}, \mathfrak{R}) \cong C_3$ , which means that any transitive mosaic can have either one or three bricks.

We find six brick shapes with  $|\Omega| \leq 40$  points containing this handle exactly once:  $|\Omega| = 14, 21, 28, 29, 35, 36$ , any 3 of those can be joined in a circle to construct a permutation representation of  $G$ . Gluing the brick  $B$  on 14 points 3 times in a circle we obtain an imprimitive permutation representation  $\varphi$  on  $3 \cdot 14$  points.

$B$	$s$	$r$	$t$
1	$c_1$	$c_2$	2
2	3	4	1
3	4	2	5
4	2	3	6
5	7	8	3
6	9	10	4
7	8	5	11
8	5	7	10
9	10	6	12
10	6	9	8
11	$c_3$	$c_4$	7
12	13	14	9
13	14	12	$c_5$
14	12	13	$c_6$



We now add more cement,  $c_5 = \overline{c_5}$  and  $c_6 = \overline{c_6}$ , with  $\xi(c_5) = \xi(c_6) = t$ , and put

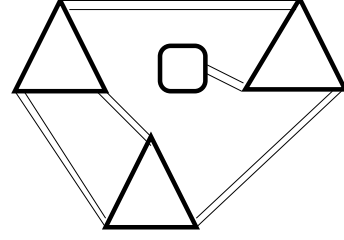
$$J' := j(C) \cup \{(c_5, t, c_5), (c_6, t, c_6)\}, S' := S \cup \{(c_5, s, c_6), (c_6, r, c_5), (c_6, s(ts)^5, c_5), (c_5, r(tr)^5, c_6)\}.$$

Now  $(ts)^7$  factorises as  $\xi(c_5) s \xi(c_6) s (ts)^5$  and  $(tr)^7$  factorises as  $\xi(c_6) r \xi(c_5) r (tr)^5$ , so that the extra relators that define  $\mathcal{G}$  as a quotient of  $\mathcal{F}(\mathcal{J})$  are given by

$$\mathfrak{R}' := \mathfrak{R} \cup \{j(c_5)j(c_6)\}$$

Restricting to brick shapes on less than 40 points we find further bricks: one brick  $B$  of shape  $(14, (1, 1))$  (as displayed in the coset table above) bricks  $A_i$  of shape  $(i, (0, 1))$  for  $i = 7, 14, 15, 21, 22, 28, 35, 36$  points and one brick of shape  $(28, (0, 2))$ .

The imprimitive permutation representation  $\varphi$  on  $3 \cdot 14$  points from above can also be seen as one brick  $\Delta$  of shape  $(42, (0, 3))$  (with cement points on the fixed points of  $t$ , one  $c_5$  and  $c_6$  in each of the 3 imprimitivity regions) as in the picture above. This brick  $\Delta$  will be visualized as a triangle in the picture on the right. Taking one copy of the brick of shape  $(7, (0, 1))$  (the rounded square in the picture) we construct a mosaic on  $9 \cdot 14 + 7 = 133$  points using the new cement as indicated in the picture on the right. The resulting permutation group  $\phi(G)$  is indeed isomorphic to the alternating group of degree 133.



**Remark 3.2.** Note that the action of the jump groupoid  $\mathcal{G}(\mathcal{J}', \mathcal{R}')$  on the handles in the mosaic is intransitive, there are no jumps between the two handle types  $H_1 = \{c_1, c_2, c_3, c_4\}$  and  $H_2 = \{c_5, c_6\}$ . Nevertheless the constructed mosaic is transitive, because all handles are connected by a sequence of jumps and bricks (see Remark 2.11).

### 3.3 Example 3: Some $(2, 3, n)$ triangle groups.

In [18] the  $(2, 3, n)$  triangle groups are considered. So let

$$G(2, 3, n) := \langle s, t \mid s^3, t^2, (st)^n \rangle$$

Then Stothers defines

$$M(n) := \min\{N \in \mathbb{N} \mid G(2, 3, n) \text{ has a subgroup of index } m \text{ for all } t \geq N\}$$

and determines bounds on  $M(n)$  ([18, Theorem 1]):

$n$	7	8	9	10	11	12	13	14	15	16
$M(n)$	168	$\leq 240$	$\leq 180$	10	$\leq 110$	$\leq 240$	$\leq 143$	$\leq 154$	$\leq 210$	$\leq 128$

Using our technique we are able to compute the exact values of  $M(n)$  for certain  $n$ :

**Theorem 3.3.**  $M(8) = 24$ ,  $M(9) = 35$ ,  $M(12) = 12$ ,  $M(14) = 14$ ,  $M(15) = 15$ ,  $M(16) = 12$ .

We did not find improvements for  $n = 11$  and  $13$ , however.

Proof. The method of proof is always the same:

For odd  $n$  we use  $C = \{c_1, c_2\}$  and the following jump data for  $G(2, 3, n)$ :

$$\begin{aligned} j(C) &:= \{(c_1, t, c_2), (c_2, t, c_1)\}, \\ S &:= \{(c_1, (st)^{(n-3)/2}s, c_1), (c_2, (st)^{(n-1)/2}s, c_2), (c_1, (rt)^{(n-3)/2}r, c_1), (c_2, (rt)^{(n-1)/2}r, c_2)\} \end{aligned}$$

As in example 1 we have two different handle types  $H_1$  and  $H_2$  and the jump groupoid is isomorphic to the one of example 1. For  $i = 1, 2$  let

$$A_i := \{|\Omega| \mid \text{there is a brick on } \Omega \text{ with a single handle, which has type } H_i\}$$

$$A_{12} := \{|\Omega| \mid \text{there is a brick on } \Omega \text{ with two handles, one of each of the types } H_1, H_2\}$$

For even  $n$ , however, we use the jump data

$$j(C) := \{(c_1, t, c_1)\}, S = \{(c_1, (st)^{(n-2)/2}s, c_1)(c_1, (rt)^{(n-2)/2}r, c_1)\}$$

and get just one handle type ( $H_1$ ). As we just have one handle type, the groupoid is a group; The inv-tab groupoid  $\mathcal{F}(\mathcal{J})$  is isomorphic to the infinite cyclic group, the jump groupoid  $\mathcal{G}(\mathcal{J}, \mathfrak{R})$  is isomorphic to the group of order 2. In this case we define

$$A_1 := \{|\Omega| \mid \text{there is a brick on } \Omega \text{ with a single handle}\}$$

$$A_{12} := \{|\Omega| \mid \text{there is a brick on } \Omega \text{ with two handles}\}$$

For convenience of notation we define  $A_2 := A_1$  in this case.

In that case, whether  $n$  is even or odd, out of these bricks we may construct a transitive permutation representation on  $N$  points provided that

$$N \in \{a + b + \sum_{j=1}^s c_j \mid a \in A_1, b \in A_2, s \in \mathbb{N}_0, c_j \in A_{12}\} \cup \{\sum_{j=1}^s c_j \mid s \in \mathbb{N}, c_j \in A_{12}\}.$$

Let  $c := \min(A_{12})$  be the minimum value in  $A_{12}$ . As we may always add multiples of  $c \in A_{12}$  it is enough to look at the smallest number in each congruence class modulo  $c$  to get a (usually good) upper bound  $b$  for  $M(n)$ . To compute the exact value, we need enumerate the subgroups of index  $< b$  in  $G(2, 3, n)$ , which can be done with the brick finder algorithm by searching for bricks with no handles (or any other low index procedure).

In the example  $n = 12$ , we find

$$A_1 \supset \{6, 7, 9, 10, 12, 13\}, A_{12} \supset \{12, 15, 18, 21, 22\}.$$

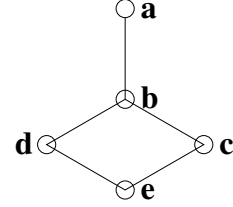
To show that  $G(2, 3, 12)$  contains a subgroup of index  $N$  for all  $N \geq 12$  we write all numbers from 12 to 23 that are not in  $A_{12}$  in the form  $a + b + c$  with  $a, b \in A_1, c \in A_{12}$ . Using low index it is easy to see that there is no subgroup of index 11. So  $M(12) = 12$ .  $\square$

### 3.4 Example 4: A hyperbolic reflection group.

This last example illustrates the power of the brick method. It allows to construct infinite series of permutation representations where we may prove that the image contains the full alternating group.



As it is well known that almost all triangle groups have almost all alternating groups as a quotient [6] we will choose a different interesting group: Let  $H$  be the hyperbolic reflection group, whose presentation is given by the Dynkin diagram on the right.



**Theorem 3.4.** *The group*

$$H = \left\langle a, b, c, d, e \mid a^2, b^2, c^2, d^2, e^2, (ab)^3, (ac)^2, (ad)^2, (ae)^2, (bc)^3, (bd)^3, (be)^2, (cd)^2, (ce)^3, (de)^3 \right\rangle$$

has a permutation representation on  $N$  letters whose image contains the alternating group of degree  $N$  for any  $N \geq 703$ .

For the proof of this theorem we need the following easy lemma.

**Lemma 3.5.** *Let  $G = \langle g_1, g_2, \dots, g_m \rangle$  be a transitive permutation group on some finite set  $\Omega$  containing a subgroup  $U \leq G$  that is the alternating group acting naturally on a subset  $Y \subset \Omega$  and as the identity on  $\Omega \setminus Y$ . If  $|Y| \geq 5$  and each of the generators  $g_i$  takes at least one point of  $Y$  to a point of  $Y$ , then  $G$  contains the alternating group on  $\Omega$ .*

Proof. We proceed by induction on  $|\Omega \setminus Y|$ , where the statement is clear, if  $Y = \Omega$ . So assume that  $Y \neq \Omega$ . Since  $G$  is transitive, there is a generator  $g_j$  and some  $\omega \in Y$  such that  $\omega \cdot g_j \notin Y$ . Put  $V := \langle U, U^{g_j} \rangle$  and  $Y' := Y \cup (Y \cdot g_j)$ . Then clearly  $V$  fixes all points in  $\Omega \setminus Y'$  and the lemma follows by induction if we show that  $V$  acts as the alternating group of degree  $|Y'|$  on  $Y'$ .

As  $U$  acts primitively on  $Y$  and  $|Y'| < 2|Y|$  the action of  $V$  on  $Y'$  is primitive (see also [20, Proposition 8.5]). The group  $U$ , being the alternating group of  $Y$ , contains a prime cycle of length  $p \leq |Y'| - 3$ . Then a theorem by Jordan (1873) ([20, Theorem 13.9]) shows that  $V$  is either the alternating or symmetric group on  $Y'$ .  $\square$

Proof. (of Theorem 3.4). We define the following jump data:

$$\begin{aligned} C &:= \{c_1, c_2\}, \quad J := \{j(c_1) := (c_1, e, c_2), j(c_2) = j(\overline{c_1}) := (c_2, e, c_1)\} \\ S &:= \{(c_1, w, c_1), (c_2, v, c_2) \mid w \in \{a, b, d, cec\}, v \in \{a, b, c, ded\}\}. \end{aligned}$$

This gives  $\mathfrak{R} = \{j(c_1)j(c_2)\}$ , so  $\mathcal{G}(\mathcal{J}, \mathfrak{R}) = \mathcal{F}(\mathcal{J})$ .

The bricks on less than 240 points all contain both cement points with the same multiplicity. We find bricks

$$B, A_{40}, A_{60}, A_{185},$$

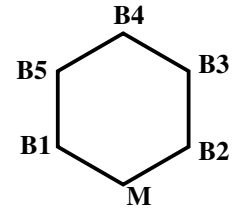
on 16, 40, 60, and 185 points, where this multiplicity is 1. As the jump groupoid is free on one element, these bricks can be combined arbitrarily in a circle, the circles of length one leading to permutation representations  $P_i$  of  $H$  of degree  $i = 16, 40, 60, 185$ , respectively.

The first step in the construction of permutation representations of  $G$  as alternating or symmetric groups of arbitrarily large degree is to construct representations of 16 different degrees  $n_0, \dots, n_{15} > 0$ , where  $n_i = i \bmod 16$ . For this we proceed as follows:

- (1) We need two words  $w_1, w_2$  in the generators of  $H$  such that  $P_{16}(w_i) = 1$  and  $P_k(w_i) \neq 1$  for  $k = 40, 60, 185$ .  
The words  $w_1 = (ebcbcd)^2, w_2 = (abcdec)^5$  satisfy these conditions and pass the later checks we need as well.
- (2) Put  $w := w_1 w_2 w_1^{-1} w_2^{-1}$ . We check that  $P_k(w) \neq 1$  for  $k = 40, 60, 185$ .
- (3) For each  $i = 0, 1, \dots, 15$ , choose integers  $n_i > 0, a_i, b_i, c_i \geq 0$  with  $n_i = 40a_i + 60b_i + 185c_i = i \bmod 16$ , and  $n_i$  as small as possible subject to those constraints (the maximum value of  $n_i$  is  $3 \cdot 185 + 60 + 40 = 655$ ).
- (4) For each  $n_i$ , construct a mosaic on  $n_i + 48$  points by gluing 3 copies  $B_1, B_2, B_3$  of the brick  $B$ , then  $a_i$  copies of  $A_{40}$ ,  $b_i$  copies of  $A_{60}$  and  $c_i$  copies of  $A_{185}$  to a circle.  
Let  $M_i$  be the union of the copies of  $A_{40}$ ,  $A_{60}$  and  $A_{185}$  within the mosaic. We can use  $M_i$  (two of whose original handles are connected in the mosaic to handles in the two copies  $B_1, B_2$ , say, of  $B$  that are next to it in the circle, the others to other handles within  $M_i$ ) as a brick with just two handles in larger mosaics.
- (5) We can check that the subgroup  $U := \langle w, w^a, w^b, w^c \rangle$  acts as the alternating group on  $n_i + 18$  points of the mosaic within  $(B_1, M_i, B_2)$ , and fixes the other 30 points.

All the computations above were done in Magma [1].

The second step of the construction is to use the 16 ‘bricks’  $M_i$  of degrees  $n_i$  to construct larger mosaics, as follows. For  $N \in \mathbb{N}$ , and some  $i \in \{0, 1, \dots, 15\}$ , let  $n = 16(N + 2) + n_i$ . We construct a mosaic  $\phi$  on  $n$  points by gluing  $N + 2$  copies  $B_1, \dots, B_{N+2}$  of  $B$  to the brick  $M_i$  as shown below for  $N = 3$ . When  $N = 1$ , we get the mosaic defined in (4) above.



Picture for  $N=3$

By Theorem 2.10, the mapping  $\phi$  is a transitive permutation representation of  $H$ . As  $w$  is a commutator of two elements in  $H$  that fix all the points in  $B$ ,  $\phi(U)$  fixes all the  $16N$  points of  $B^N := (B_3, \dots, B_{N+2})$ . As we have checked in (5) above  $\phi(U)$  acts as the alternating group on a subset  $Y_i$  of  $n_i + 18$  points of  $(B_1, M_i, B_2)$  and fixes all the other  $16N + 14$  points. All generators  $a, b, c, d, e$  of  $H$  map some point of  $Y_i$  to some other point of  $Y_i$ . So it follows from Lemma 3.5 that the image of  $\phi$  contains the alternating group  $A_{16(N+2)+n_i}$ .  $\square$

# References

- [1] W. Bosma, J. Cannon, C. Playoust, The Magma algebra system I: The user language, *Journal of Symbolic Computation* 24.3 (1997) 235–265.
- [2] M. Conder, Generators for alternating and symmetric groups, *J. London Math. Soc* 22 (1980) 75–86.
- [3] M. Conder, More on generators for alternating and symmetric groups, *Quart J. Math.* 32 (1981) 137–163.
- [4] A. Dietze and M. Shaps, Determining subgroups of a given finite index in a finitely presented group, *Canad. J. Math.*, 26 (1974) 769–782.
- [5] B. Everitt, Alternating quotients of the  $(3,q,r)$  triangle groups, *Comm. Algebra* 25 (1997) 1817–1832.
- [6] B. Everitt, Alternating quotients of Fuchsian groups, *J. Alg* 223 (2000) 457–476.
- [7] D. F. Holt, *Handbook of computational group theory*, Chapman and Hall, Boca Raton 2005.
- [8] D. F. Holt and W. Plesken, A cohomological criterion for a finitely presented group to be infinite, *J. London Math. Soc.* (2) 45 (1992), no. 3, 469–480.
- [9] S. Jambor, An L2-quotient algorithm for finitely presented groups on arbitrarily many generators. *J. Algebra* 423 (2015) 1109–1142.
- [10] S. Kousar, Alternating quotients of non-Euclidean crystallographic groups, Ph.D. thesis, York 2013.
- [11] Q. Mushtaq and H. Servatius, Permutation representations of the symmetry group of regular hyperbolic tessellation, *J. London Math. Soc* 48 (1993) 77–86.
- [12] W. Plesken, Towards a soluble quotient algorithm. *J. Symbolic Comput.* 4 (1987) 111–122.
- [13] W. Plesken, A. Fabiańska, An L2-quotient algorithm for finitely presented groups. *J. Algebra* 322 (2009) 914–935.
- [14] C. C. Sims, Some algorithms based on coset enumeration, Unpublished notes, Rutgers University, New Brunswick, NJ, 1974.
- [15] D. Singerman, Subgroups of Fuchsian groups and finite permutation groups, *Bull. London Math. Soc* 2 (1970) 319–323.

- [16] W. W. Stothers, Subgroups of the modular group, *Proc. Cambridge Philos. Soc.* 75 (1974) 139–153.
- [17] W. W. Stothers, Subgroups of the  $(2,3,7)$  triangle group, *Manuscripta Math.* 20 (1977) 323–334.
- [18] W. W. Stothers, Subgroups of finite index in  $(2,3,n)$ -triangle groups. *Glasg. Math. J.* 54 (2012) 693–714.
- [19] J. A. Todd and H. S. M. Coxeter, A practical method for enumerating cosets of a finite abstract group, *Proc. Edinburgh Math. Soc.* 5 (1936) 26–34.
- [20] H. Wielandt, Finite permutation groups. Academic Press, New York, London, 1968.