

PROPOSING A CIPHERING PROTOCOL

Sarbajit Manna
Research Scholar
Vidyasagar University
Paschim Medinipur, Pin - 721102
sarbajitonline@gmail.com

Saurabh Dutta
Professor
Dr. B. C. Roy Engineering College
Jemua Road, Fuljhore, Durgapur - 713206
saurabh.dutta@bcrec.ac.in

ABSTRACT

This paper describes a novel bit level stream cipher based symmetric key cryptographic technique. At first, sender and receiver agree upon a symmetric key. Then the symmetric key is formed using Greatest Common Divisor (G.C.D) of sum of even or odd bit positional weightth even or odd number and a symmetric key value is derived from the symmetric by the sender. The symmetric key value is XORed with the ASCII value of the plain text character to get the cipher text character. This is repeated for the entire plain text file. The symmetric key and the entire cipher text file is sent by the sender to the receiver. From the symmetric key, the receiver calculates the symmetric key value. The symmetric key value is XORed with the cipher text character to get back the plain text character. When this process is repeated for every cipher text character, then entire plain text file is formed by the decryption process. This technique has several advantages like formation of symmetric key dynamically, more emphasis on symmetric key value rather than the symmetric key, security and equal applicability for encryption and decryption of a large number of files of almost any type or extension.

Keywords

Even Number, Odd Number, Greatest Common Divisor (G.C.D), Stream Cipher, Symmetric Key, Plain Text, Cipher Text.

1. INTRODUCTION

Symmetric Key Cryptography is a cryptographic technique where the sender and the receiver agree upon a common key. Then the sender uses the key to encrypt a message and the encrypted message is sent to the receiver over the network along with the key. The receiver decrypts the encrypted message using the key to get back the original message [11]-[13].

As the main focus of this technique is to enhance security, so instead of encrypting the plain text using the symmetric key, the plain text is encrypted using the symmetric key value which is generated from the symmetric key. During decryption, the plain text is re-generated from the cipher text using the symmetric key value which is derived from the symmetric key. The algorithm consists of following four major components [1],[2],[4].

1.1 Symmetric Key Generation

Plain Text \longrightarrow Symmetric Key

1.2 Symmetric Key Value Generation

Symmetric Key \longrightarrow Symmetric Key Value

1.3 Encryption Mechanism

Plain Text $\xleftrightarrow{\text{XOR}}$ Symmetric Key Value \longrightarrow Cipher Text

1.4 Decryption Mechanism

Cipher Text $\xleftrightarrow{\text{XOR}}$ Symmetric Key Value \longrightarrow Plain Text

Both the encryption and decryption technique is described in detail in section 2. An example implementation of the above mentioned technique is shown in tabular form in section 3 and the result and analysis are shown in section 4 which contains required analysis parameters and charts. Finally, conclusion is drawn in section 5.

2. PROPOSED ALGORITHM

An even number is a number which is evenly divisible by 2. An odd number is not evenly divisible by 2. It generates a remainder equal to 1 when it is divided by 2. 31 is an odd number because $31\%2=1$. 16 is an even number because $16\%2=0$, where % is the modulus operator [9]-[10].

Greatest Common Divisor (G.C.D) of two or more integers is the largest positive integer that divides the numbers without a remainder. The G.C.D of 54 and 24 is 6 as 6 is the largest positive integer that divides the numbers without a remainder [8].

Section 2.1 and section 2.2 respectively describe encryption and decryption mechanisms.

2.1 Encryption Mechanism

Following are the successive five steps of the encryption mechanism.

Binary stream of bits formation of the input file
 \downarrow
Symmetric Key generation from the Plain Text (PT)
 \downarrow
Symmetric Key value generation from the key
 \downarrow
Binary representation of the Symmetric Key value
 \downarrow
Cipher Text (CT) generation

Steps are described in section 2.1.1 to section 2.1.5.

2.1.1 Binary stream of bits formation of the input file

Entire plain text file is read from first to last one character at a time. Each character's ASCII value is converted into 8-bit binary representation.

Let, 'd' be the character read from the input file. The binary representation of 'd' (ASCII value 100) will be 01100100 which is represented in an array PT of 8-bits.

2.1.2 Symmetric key generation from the Plain Text(PT)

The technique uses a 32 bit symmetric key having 5 blocks of length 8 bits, 7 bits, 1 bit, 8 bits and 8 bits respectively. The 1st block represents sum of positional weights of odd numbered bit positions of the plain text (S_{OP}). The 2nd block represents sum of positional weights of even numbered bit

positions of the plain text (S_{EP}). The 3rd block represents the condition $S_{OP} > S_{EP}$ which determines the numbers between which G.C.D will be performed. The 4th and the 5th block contain either S_{OP} or S_{EP} depending on the condition contained in 3rd block of the key. If the condition in the 3rd block is satisfied (represented by 1), then S_{OP} is stored in 4th block of the key, otherwise S_{EP} is stored here. If the condition in the 3rd block is not satisfied (represented by 0), then S_{OP} is stored in 5th block of the key, otherwise S_{EP} is stored here. All the entries in the key are stored in binary form.

The odd bit positions (OP) of a 8-bit number are : 1, 3, 5, 7 and the even bit positions (EP) are : 0, 2, 4, 6.

So, for plain text 'd', the OP positions are 1,3,5,7 and EP positions are 0,2,4,6. $S_{OP} = 0+0+32+0 = 32 = 00100000$ in binary, it is stored in 1st block of key and $S_{EP} = 0+4+0+64 = 68 = 1000100$ in binary, it is stored in 2nd block of key. As $S_{OP} < S_{EP}$, so 0 is stored in 3rd block of key. As the condition in the 3rd block of the key is not satisfied, so 01000100 (S_{EP}) and 00100000 (S_{OP}) is stored in 4th and 5th block of the key respectively.

2.1.3 Symmetric Key value generation from the Plain Text(PT)

Symmetric key value is the G.C.D of two numbers. These two numbers are calculated by using the following procedure. If the condition in the 3rd block is satisfied, then G.C.D is performed between S_{OP}^{th} and S_{EP}^{th} even terms starting from the ASCII value of the plain text character. If the condition in the 3rd block is not satisfied, then G.C.D is performed between S_{EP}^{th} and S_{OP}^{th} odd terms starting from the ASCII value of the plain text character.

So, for plain text 'd', G.C.D is performed between 68th and 32th (S_{EP}^{th} and S_{OP}^{th}) odd terms from 100 (ASCII value of 'd'). The 68th and 32th odd terms from 100 are 235 and 163 respectively. G.C.D between 235 and 163 is 1. So the symmetric key value is 1.

2.1.4 Binary representation of symmetric key value

At first, the symmetric key value is represented in binary form. If the number of bits in the binary form is not a multiple of 8, then it is made multiple of 8 by inserting the remaining number of 0's to the left side of MSB, otherwise zero padding is not required.

So, for plain text 'd', 1_{10} is represented in equivalent binary form. The total number of bits in binary representation of 1 is 1, which is not a multiple of 8. It is made multiple of 8 by inserting seven 0's to the left side of MSB. $1_{10} = 1_2 = 00000001_2$ (By inserting seven 0's to the left of MSB to make it a multiple of 8).

2.1.5 Cipher Text (CT) generation

The symmetric key value is broken into a number of 8-bit blocks starting from MSB. Then the cipher text is generated by successively XORing the 8-bit blocks and the 8-bit binary representation of the plain text.

So, for plain text 'd', Cipher Text(CT) is generated by the following procedure where \oplus represents XOR operation.

Symmetric Key Value = 00000001₂

\downarrow
00000001 \oplus PT_d(01100100)

\downarrow
CT = 01100101

So, CT = 01100101₂ = 101₁₀ = e, CT for PT_d is e.

2.2 Decryption Mechanism

Following three steps represents the decryption mechanism.

Conversion of Cipher Text (CT) in binary form

\downarrow
Formation of symmetric key value from symmetric key

\downarrow
Plain Text (PT) generation

Steps are described in section 2.2.1 to section 2.2.3.

2.2.1 Conversion of Cipher Text (CT) in binary form

The encrypted file is received by the receiver and each character is converted into 8-bit binary representation from their ASCII values after reading it from the encrypted file.

So, Binary representation of cipher text 'e' is 01100101₂ (ASCII value of e = 101₁₀).

2.2.2 Formation of symmetric key value from symmetric key

As the symmetric key is known to the receiver, so the symmetric key value is generated by the receiver from the symmetric key. The symmetric key value is then represented in binary form. If the total number of bits in the binary representation of the symmetric key is not a multiple of 8, then it is made multiple of 8 by inserting remaining number of 0's to the left of MSB. Otherwise it is kept as it is.

For cipher text 'e', the receiver generates the symmetric key value 1_{10} and it is represented in binary form as 1_2 . The total number of bits in 1_2 is 1, it is not a multiple of 8. So to make it multiple of 8, seven 0's (7) are padded to the left of MSB of 1_2 . So the binary representation of symmetric key value becomes 00000001₂.

2.2.3 Plain Text (PT) generation

The symmetric key value is broken into a number of 8-bit blocks starting from MSB. Then the plain text is generated by successively XORing the 8-bit blocks and the 8-bit binary representation of the cipher text.

So, for cipher text 'e', Plain Text(PT) is generated by the following procedure where \oplus represents XOR operation.

Symmetric Key Value = 00000001₂

\downarrow
00000001 \oplus CT_e(01100101)

\downarrow
PT = 01100100

So, PT = 01100100₂ = 100₁₀ = d. So PT_d is successfully recovered from CT_e by the receiver.

3. IMPLEMENTATION

There are two tables in this section. Table-1 and Table-2 respectively describes the detailed description of the encryption and decryption process of the proposed algorithm. A plain text file of size 1 KB (test.txt) is taken for encryption whose content is "do". Then the encrypted file ct_test.txt is formed from the plain text file test.txt. From ct_test.txt, the decrypted file pt_test.txt is formed by decryption. Then the contents of the plain text file test.txt and the decrypted file pt_test.txt are compared and it is seen that the contents are same.

Table 1. Encryption Process

Plain Text (PT)	d (ASCII : 100)	o (ASCII : 111)
Binary equivalent of ASCII value	01100100	01101111
S_{OP}	32 (00100000)	42 (00101010)
S_{EP}	68 (1000100)	69 (1000101)
Condition : S_{OP} > S_{EP}	0 (Not Satisfied)	0 (Not Satisfied)
S_{OP} / S_{EP}	S _{EP} = 68 (01000100)	S _{EP} = 69 (01000101)
S_{EP} / S_{OP}	S _{OP} = 32 (00100000)	S _{OP} = 42 (00101010)
S_{OP}th Even / S_{EP}th Odd from PT	68 th Odd from 100 = 235	69 th Odd from 111 = 249
S_{EP}th Even / S_{OP}th Odd from PT	32 th Odd from 100 = 163	42 th Odd from 111 = 195
Key Value (KV)	1 (G.C.D between 68 th & 32 th odd number from 100)	3 (G.C.D between 69 th & 42 th odd number from 111)
Binary equivalent of key value	1 (No. of bits not a multiple of 8)	11 (No. of bits not a multiple of 8)
Making key value multiple of 8	Required 00000001 (Seven 0's inserted to the left)	Required 00000011 (Six 0's inserted to the left)
Cipher text (KV ⊕ PT) in binary	00000001 ⊕ 01100100 = 01100101 = 101 ₁₀	00000011 ⊕ 01101111 = 01101100 = 108 ₁₀
Cipher Text (CT)	e (ASCII : 101)	l (ASCII : 108)

Table 2. Decryption Process

Cipher Text (CT)	e (ASCII : 101)	l (ASCII : 108)
Binary equivalent of ASCII value	01100101	01101100
Key Value (KV) generated from key	1 (G.C.D between 68 th & 32 th odd number from 68+32=100)	3 (G.C.D between 69 th & 42 th odd number from 69+42=111)
Binary equivalent of key value	1 (No. of bits not a multiple of 8)	11 (No. of bits not a multiple of 8)
Making key value multiple of 8	Required 00000001 (Seven 0's inserted to the left)	Required 00000011 (Six 0's inserted to the left)
Plain text (KV ⊕ CT) in binary	00000001 ⊕ 01100101 = 01100100 = 100 ₁₀	00000011 ⊕ 01101100 = 01101111 = 108 ₁₀
Plain Text (PT)	d (ASCII : 100)	e (ASCII : 108)

4. RESULT AND ANALYSIS

Five different categories of files namely, .EXE, .DLL, .COM, .SYS, and .TXT are taken for result and analysis. Ten different files in terms of its name, size and content are taken for this section. Each sub-section consists of tables for each file category with information on source file size, target file

size, encryption time, chi square value with the degree of freedom and avalanche percentage. The entire technique has been implemented using C language on a computer with Intel Pentium IV 2.40 GHz processor having 512 MB RAM.

To test the non-homogeneity between the source and the encrypted file, Pearson's chi-squared test has been performed. It means whether the observations onto encrypted files are in good agreement with a hypothetical distribution. In this case, the chi square distribution is being performed with (256-1)=255 degrees of freedom, 256 being the total number of classes of possible characters in the source as well as in the encrypted files. If the observed value of the statistic exceeds the tabulated value at a given level, the null hypothesis is rejected [3].

The "Pearson's chi-squared" or the "Goodness-of-fit chi-square" is defined by the following equation:

$$X^2 = \sum \{(f_0 - f_e)^2 / f_e\} \quad (1)$$

Here f_e and f_0 respectively stand for the frequency of a character in the source file and that of the same character in the corresponding encrypted file. The chi-square values have been calculated on the basis of this formula for sample pairs of source and encrypted files [3].

The avalanche effect is a very important property of cryptographic algorithms. The avalanche effect is evident if, when an input is changed slightly, the output changes drastically. If a bit in the plain text is flipped or changed, then for an evident avalanche effect, almost half of the cipher text bits are changed in the cipher text. The small change can occur either in the plaintext or in the key so that it can cause a drastic change in the cipher text. In the proposed technique, the 3rd bit of each plaintext is flipped. The key for each plaintext changes automatically with the flipping of bits in the plaintext. The avalanche percentage for each file is shown in following tables [5]-[7].

The result for .EXE, .DLL, .COM, .SYS, .TXT files is described in section 4.1, section 4.2, section 4.3, section 4.4 and section 4.5 respectively.

4.1 Result for .EXE files

The result for ten .EXE files is presented in Table 3. The file sizes vary from 5632 bytes to 21811 bytes. The encrypted file size, decrypted file size and the source file size is same. The encryption time varies from 83.21 seconds to 356.80 seconds. The chi square value lies in between 7560 to 30336 with the degree of freedom ranging from 208 to 255. The achieved avalanche is in the range from 13.35% to 18.86%.

Table 3. Result For .EXE Files

Source/Target File Size (Byte)	Encryption Time (S)	Chi Square Value	Degree of Freedom	Avalanche Achieved (%)
12288	172.69	14342	208	13.35
11776	166.31	30336	252	16.65
11264	159.23	16268	251	17.24
8192	113.53	19010	251	16.74
5632	83.21	10390	231	15.67
7680	110.01	16506	245	16.36
18432	290.06	10163	255	17.20
15360	230.25	25955	253	16.45
21811	356.80	7560	255	18.86
12288	177.51	7690	226	13.50

The encryption time is graphically compared in Fig. 1 with the source file size for .EXE files. Each gray horizontal bar represents the source file size in KB and black horizontal bar represents the encryption time in second. It is seen that encryption time varies proportionally to the source file size.

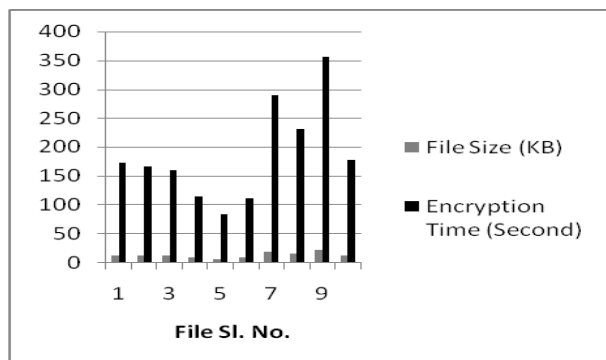


Fig. 1: A comparison between source file size with encryption time for .EXE files

4.2 Result for .DLL files

The result for ten .DLL files is presented in Table 4. The file sizes vary from 10752 bytes to 34816 bytes. The encrypted file size, decrypted file size and the source file size is same. The encryption time varies from 94.80 seconds to 517.18 seconds. The chi square value lies in between 1177 to 46103 with the degree of freedom ranging from 178 to 255. The achieved avalanche is in the range from 14.03% to 17.42%.

Table 4. Result For .DLL Files

Source/Target File Size (Byte)	Encryption Time (S)	Chi Square Value	Degree of Freedom	Avalanche Achieved (%)
17408	218.11	6928	255	17.25
17408	94.80	12271	178	14.03
13312	160.60	4543	251	14.90
30208	441.43	20054	255	17.27
34816	517.18	9007	255	16.55
11264	130.28	30312	253	16.13
16896	208.28	1177	249	17.42
10752	128.09	22782	253	16.43
15872	194.66	23914	255	16.64
13312	154.67	46103	252	16.30

The encryption time is graphically compared in Fig. 2 with the source file size for .DLL files. Each gray horizontal bar represents the source file size in KB and black horizontal bar represents the encryption time in second. It is seen that encryption time varies proportionally to the source file size.

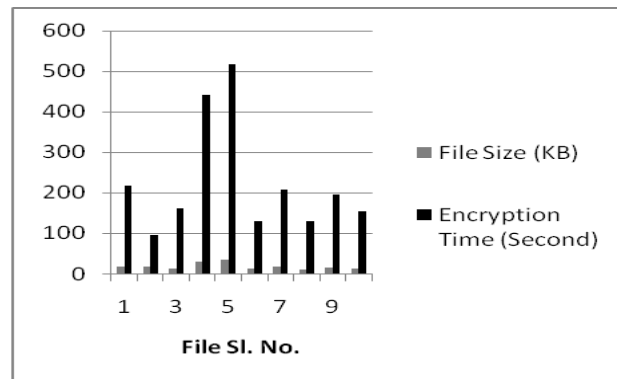


Fig. 2: A comparison between source file size with encryption time for .DLL files

4.3 Result for .COM files

The result for ten .COM files is presented in Table 5. The file sizes vary from 1126 bytes to 69836 bytes. The encrypted file size, decrypted file size and the source file size is same. The encryption time varies from 14.34 seconds to 1317.22 seconds. The chi square value lies in between -4486 to 19040 with the degree of freedom ranging from 181 to 255. The achieved avalanche is in the range from 16.28% to 18.07%.

Table 5. Result For .COM Files

Source/Target File Size (Byte)	Encryption Time (S)	Chi Square Value	Degree of Freedom	Avalanche Achieved (%)
7680	108.92	-4486	248	16.41
9216	130.12	6877	253	17.07
7168	100.79	13909	243	16.57
69836	1317.22	7216	255	18.07
29696	512.68	8470	254	17.51
26112	448.36	2457	255	17.75
19660	319.34	13376	255	17.70
7014	98.92	19040	255	16.28
14643	217.83	16001	255	17.22
1126	14.34	-542	181	17.83

The encryption time is graphically compared in Fig. 3 with the source file size for .COM files. Each gray horizontal bar represents the source file size in KB and black horizontal bar represents the encryption time in second. It is seen that encryption time varies proportionally to the source file size.

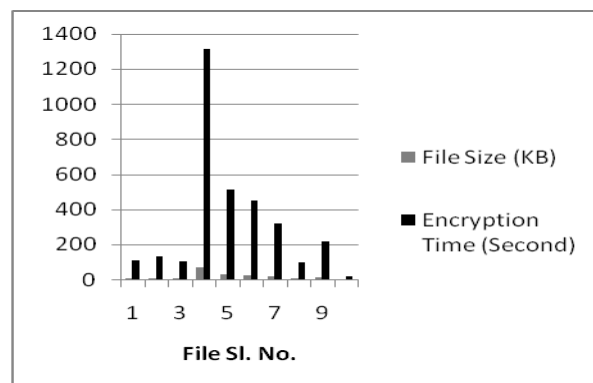


Fig. 3: A comparison between source file size with encryption time for .COM files

4.4 Result for .SYS files

The result for ten .SYS files is presented in Table 6. The file sizes vary from 4218 bytes to 16384 bytes. The encrypted file size, decrypted file size and the source file size is same. The encryption time varies from 49.21 seconds to 239.15 seconds. The chi square value lies in between -10749 to 54269 with the degree of freedom ranging from 229 to 255. The achieved avalanche is in the range from 15.79% to 17.78%.

Table 6. Result For .SYS Files

Source/Target File Size (Byte)	Encryption Time (S)	Chi Square Value	Degree of Freedom	Avalanche Achieved (%)
10240	122.32	-10749	254	17.12
11264	137.76	-9917	253	16.78
15872	198.94	20031	255	17.38
10240	131.05	11376	250	17.05
10240	123.42	6663	254	17.15
9021	106.78	41964	253	17.78
4218	49.21	5489	229	15.99
16384	225.14	54269	244	16.09
4761	56.68	17431	247	17.26
17612	239.15	26135	254	15.79

The encryption time is graphically compared in Fig. 4 with the source file size for .SYS files. Each gray horizontal bar represents the source file size in KB and black horizontal bar represents the encryption time in second. It is seen that encryption time varies proportionally to the source file size.

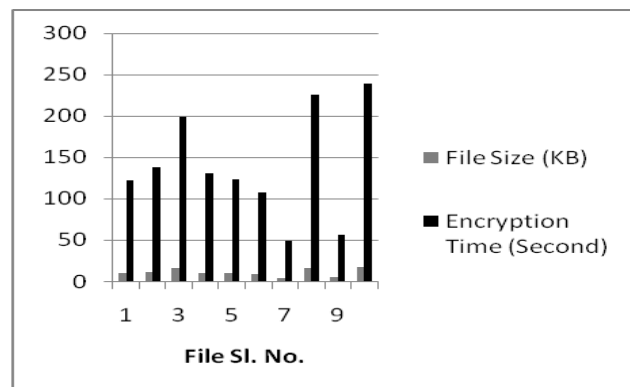


Fig. 4: A comparison between source file size with encryption time for .SYS files

4.5 Result for .TXT files

The result for ten .TXT files is presented in Table 7. The file sizes vary from 133 bytes to 32563 bytes. The encrypted file size, decrypted file size and the source file size is same. The encryption time varies from 0.61 seconds to 164.11 seconds. The chi square value lies in between -24290 to 23392 with the degree of freedom ranging from 42 to 98. The achieved avalanche is in the range from 11.26% to 15.97%.

Table 7. Result For .TXT Files

Source/Target File Size (Byte)	Encryption Time (S)	Chi Square Value	Degree of Freedom	Avalanche Achieved (%)
1331	6.65	2126	80	15.92
5416	24.49	23392	87	14.77
6451	29.00	14327	87	11.26
133	0.61	230	42	14.66
829	3.79	1463	70	15.97
22937	104.02	20193	89	12.27
2201	11.04	5048	82	13.59
2498	11.31	2769	83	15.32
32563	164.11	-24290	75	14.38
19046	85.84	11915	98	14.07

The encryption time is graphically compared in Fig. 5 with the source file size for .TXT files. Each gray horizontal bar represents the source file size in KB and black horizontal bar represents the encryption time in second. It is seen that encryption time varies proportionally to the source file size.



Fig. 5: A comparison between source file size with encryption time for .TXT files

5. CONCLUSION

The technique has been developed keeping two important factors in mind. The first among them is to make a dynamic key which is directly derived from the plain text character. The second factor is the security. To make the technique more secured, a symmetric key value is generated from the dynamic symmetric key which is operated on the plain text to get the cipher text. The symmetric key value is generated from the key using two stages. First, sum of even or odd bit positional weightth even or odd number starting from the ASCII value of plain text character is calculated. Then their G.C.D gives the symmetric key value. The key size is fixed. The key space is totally dependent on the source file size. The cipher text file size is same as the plain text file size. The technique is equally implemented in any popular high level language. It is also simple to implement. Extra memory space is not needed to store the encrypted and decrypted file. As the encryption and decryption has been done in bit level, the execution time is dependent on the source file size. The analysis parameter named achieved avalanche percentage is between 15 and 19 for most of the files. The avalanche percentage will be higher if more than one bit is flipped. The achieved avalanche percentage can also be calculated by flipping any one or more bits of the plain text, but also flipping any number of bits of

the symmetric key or even both the plain text and the symmetric key. The cipher text can be formed not only using XOR and G.C.D operation but also any one or more reversible logical operations and L.CM (Least Common Multiple).

6. REFERENCES

- [1] Sarbajit Manna, Saurabh Dutta, "A Stream Cipher Based Bit-Level Symmetric-key Cryptographic Technique using Chen Prime Number", International Journal of Computer Applications (0975-8887), Volume 107- No 12, December 2014.
- [2] Ramkrishna Das, Saurabh Dutta, "An Approach of Private-key Encryption Technique Based on Multiple Operators and Nth Even or Odd Term for Even or Odd Bit Position's Value of a Plain Text's Character", International Journal of Engineering and Advanced Technology (IJEAT), ISSN : 2249- 8958 Volume – 2, Issue – 4, April 2013.
- [3] Saurabh Dutta, "An Approach towards Development of Efficient Encryption Technique", A thesis submitted to the University of North Bengal for the Degree of Ph.D., 2004.
- [4] Ramkrishna Das, Saurabh Dutta, "An Approach of Bit-level Private-key Encryption Scheme based on Armstrong Number and Perfect Number in Selective Mode", Bulletin & Engineering Science (BES), ISSN : 0974- 7176 Vol. 5 No. 1.
- [5] http://en.wikipedia.org/wiki/Avalanche_effect
- [6] Sriram Ramanujam and Marimuthu Karuppiyah "Designing an algorithm with high Avalanche Effect" IJCSNS International Journal of Computer Science and Network Security, VOL.11 No.1, January 2011.
- [7] Manas Paul, Tanmay Bhattacharya, Suvajit Pal, Ranit Saha, "A Novel Generic Session Based Bit Level Encryption Technique to Enhance Information Security", (IJCSIS) International Journal of Computer Science and Information Security, Vol. 3, No. 1, 2009.
- [8] http://en.wikipedia.org/wiki/Greatest_common_divisor
- [9] http://simple.wikipedia.org/wiki/Even_number
- [10] http://simple.wikipedia.org/wiki/Odd_number
- [11] Mark Nelson, Jean-Loup Gailly, The Data Compression Book. BPB Publication
- [12] Atul Kahate (Manager, i-flex solution limited, Pune, India), Cryptography and Network security, Tata McGraw-Hill Publishing Company Limited.
- [13] William Stallings, Cryptography and Network security: Principles and Practice (Second Edition), Pearson Education Asia, Sixth Indian Reprint 2002

* * * * *