

On Classical and Bayesian Asymptotics in Stochastic Differential Equations with Random Effects having Mixture Normal Distributions

Trisha Maitra and Sourabh Bhattacharya*

Abstract

Delattre *et al.* (2013) considered a system of stochastic differential equations (*SDEs*) in a random effects setup. Under the independent and identical (*iid*) situation, and assuming normal distribution of the random effects, they established weak consistency of the maximum likelihood estimators (*MLEs*) of the population parameters of the random effects.

In this article, respecting the increasing importance and versatility of normal mixtures and their ability to approximate any standard distribution, we consider the random effects having mixture of normal distributions and prove asymptotic results associated with the *MLEs* in both independent and identical (*iid*) and independent but not identical (non-*iid*) situations. Besides, we consider *iid* and non-*iid* setups under the Bayesian paradigm and establish posterior consistency and asymptotic normality of the posterior distribution of the population parameters, even when the number of mixture components is unknown and treated as a random variable.

Although ours is an independent work, we later noted that Delattre *et al.* (2016) also assumed the *SDE* setup with normal mixture distribution of the random effect parameters but considered only the *iid* case and proved only weak consistency of the *MLE* under an extra, strong assumption as opposed to strong consistency that we are able to prove without the extra assumption. Furthermore, they did not deal with asymptotic normality of *MLE* or the Bayesian asymptotics counterpart which we investigate in details.

Ample simulation experiments and application to a real, stock market data set reveal the importance and usefulness of our methods even for small samples.

Keywords: *Asymptotic normality; Finite mixture of normals; Maximum likelihood estimator; Posterior consistency; Random effects; Stochastic differential equations.*

1 Introduction

Data pertaining to inter-individual variability and intra-individual variability with respect to continuous time can be modeled through systems of stochastic differential equations (*SDEs*) consisting of random effects. In this regard, Delattre *et al.* (2013), Maitra and Bhattacharya (2015), Maitra and Bhattacharya (2016) investigate asymptotic inference in the context of systems of *SDEs* of the following form:

$$dX_i(t) = \phi_i b(X_i(t))dt + \sigma(X_i(t))dW_i(t), \quad \text{with } X_i(0) = x^i, \quad i = 1, \dots, n, \quad (1.1)$$

where, for $i = 1, \dots, n$, the stochastic process $X_i(t)$ is assumed to be continuously observed on the time interval $[0, T_i]$ with $T_i > 0$ known, and corresponding to the i -th process initial values $\{x^i; i = 1, \dots, n\}$ are also assumed to be known. Here $\{\phi_i; i = 1, \dots, n\}$ are random effect parameters independent of the Brownian motions $\{W_i(\cdot); i = 1, \dots, n\}$. The above authors assume that ϕ_i are independently and identically distributed (*iid*) with common distribution $g(\varphi, \theta)d\nu(\varphi)$ where $g(\varphi, \theta)$ is a density with respect to a dominating measure ν on \mathbb{R}^d for all θ (\mathbb{R} is the real line and d is the dimension). Here the unknown parameter to be estimated is $\theta \in \Omega \subset \mathbb{R}^p$ ($p \geq 2d$). In particular, the above authors assume that $g(\varphi, \theta)$ is the Gaussian density with unknown means and covariance matrix, which are to be learned from the data and the model for classical inference (see Delattre *et al.* (2013), Maitra and Bhattacharya (2016)), and from a combination of the data, model and the prior for Bayesian inference (see Maitra and Bhattacharya (2015)). Statistically, the i -th process $X_i(\cdot)$ corresponds to the i -th individual and the corresponding random effect is ϕ_i . The following conditions (see Delattre *et al.* (2013), Maitra and

*Trisha Maitra is a postdoctoral researcher and Sourabh Bhattacharya is an Associate Professor in Interdisciplinary Statistical Research Unit, Indian Statistical Institute, 203, B. T. Road, Kolkata 700108. Corresponding e-mail: sourabh@isical.ac.in.

Bhattacharya (2015) and Maitra and Bhattacharya (2016)) that we assume ensure existence of solutions of (1.1):

- (H1) (i) $b(\cdot)$ and $\sigma(\cdot)$ are C^1 (differentiable with continuous first derivative) on \mathbb{R} satisfying $b^2(x) \leq K(1+x^2)$ and $\sigma^2(x) \leq K(1+x^2)$ for all $x \in \mathbb{R}$, for some $K > 0$.
(ii) Almost surely for each $i \geq 1$,

$$\int_0^{T_i} \frac{b^2(X_i(s))}{\sigma^2(X_i(s))} ds < \infty.$$

Delattre *et al.* (2013) show that the likelihood, depending upon θ , admits a relatively simple form involving the following sufficient statistics:

$$U_i = \int_0^{T_i} \frac{b(X_i(s))}{\sigma^2(X_i(s))} dX_i(s), \quad V_i = \int_0^{T_i} \frac{b^2(X_i(s))}{\sigma^2(X_i(s))} ds, \quad i = 1, \dots, n. \quad (1.2)$$

The exact likelihood is given by

$$L(\theta) = \prod_{i=1}^n \lambda_i(X_i, \theta), \quad (1.3)$$

where

$$\lambda_i(X_i, \theta) = \int_{\mathbb{R}} g(\varphi, \theta) \exp\left(\varphi U_i - \frac{\varphi^2}{2} V_i\right) d\nu(\varphi). \quad (1.4)$$

For the Gaussian distribution of ϕ_i with mean μ and variance ω^2 , that is, with $g(\varphi, \theta) d\nu(\varphi) \equiv N(\mu, \omega^2)$, it is easy to obtain the following form of $\lambda_i(X_i, \theta)$ (see Delattre *et al.* (2013)):

$$\lambda_i(X_i, \theta) = \frac{1}{(1 + \omega^2 V_i)^{1/2}} \exp\left[-\frac{V_i}{2(1 + \omega^2 V_i)} \left(\mu - \frac{U_i}{V_i}\right)^2\right] \exp\left(\frac{U_i^2}{2V_i}\right), \quad (1.5)$$

where $\theta = (\mu, \omega^2) \in \Omega \subset \mathbb{R} \times \mathbb{R}^+$. As in Delattre *et al.* (2013), Maitra and Bhattacharya (2016) and Maitra and Bhattacharya (2015) here also we assume that

- (H2) Ω is compact.

Delattre *et al.* (2013) consider $x^i = x$ and $T_i = T$ for $i = 1, \dots, n$, so that the setup boils down to the *iid* situation, and investigate asymptotic properties of the *MLE* of θ , providing proofs of consistency and asymptotic normality. As an alternative, Maitra and Bhattacharya (2016) verify the regularity conditions of existing results in general setups provided in Schervish (1995) and Hoadley (1971) to prove asymptotic properties of the *MLE* in this *SDE* setup in both *iid* and non-*iid* cases. Here, by the non-*iid* setup, we mean that the processes $X_i(\cdot)$ are independent, but not identical, which ensues when we allow for unequal initial values x^i and unequal time points T_i .

Interestingly, the alternative way of verification of existing general results allowed Maitra and Bhattacharya (2016) to come up with stronger results under weaker assumptions, compared to Delattre *et al.* (2013).

Maitra and Bhattacharya (2015), for the first time in the literature, established Bayesian asymptotic results *SDE*-based random effects model, for both *iid* and non-*iid* setups. Specifically, considering prior distributions $\pi(\theta)$ of θ , they established asymptotic properties of the corresponding posterior

$$\pi_n(\theta | X_1, \dots, X_n) = \frac{\pi(\theta) \prod_{i=1}^n \lambda_i(X_i | \theta)}{\int_{\psi \in \Omega} \pi(\psi) \prod_{i=1}^n \lambda_i(X_i | \psi) d\psi} \quad (1.6)$$

as the sample size n tends to infinity, through the verification of regularity conditions existing in Choi and Schervish (2007) and Schervish (1995).

In this article, we extend the asymptotic works of Maitra and Bhattacharya (2016) and Maitra and Bhattacharya (2015) assuming that the random effects are modeled by mixtures of normal distributions. The importance and generality of such mixture models are briefly discussed in Section 1.1.

1.1 Need for mixture distribution for the random effects parameters

The need for validation of our asymptotic results established in Maitra and Bhattacharya (2016) and Maitra and Bhattacharya (2015) for a bigger class of distributions corresponding to the random effect parameter ϕ leads us to consider mixture of normal distributions as the distribution of ϕ , since any continuous density can be approximated arbitrarily accurately by an appropriate normal mixture.

Indeed, as is well-known, the unknown data generating process can be flexibly modeled by a mixture of parametric distributions. In fact, when a single parametric family can not provide a satisfactory model due to local variations in the observed data, mixture models can handle quite complex distributions by the appropriate choice of its components. So mixture distributions can be thought as the basis approximation to the unknown distributions. That mixture of normals with enough components can approximate any multivariate density, is established by Norets and Pelenis (2012). For instance, Theorems 1–3 of their article show under mild conditions that when the number of mixture components M is fixed, for a given $\epsilon > 0$ there exists M such that the L_1 distance between the predictive density and the data generating process density is less than ϵ almost surely.

As infinite degree of smoothness and wide range of flexibility of mixture of normal densities allow us to model any unknown smooth density, it has been used for various inference problems including cluster analysis, density estimation, and robust estimation (see, for example, Banfield and Raftery (1993), Lindsay (1995), Roeder and Wasserman (1997)). Mixture models have also been adopted in hazards models (Louzada-Neto *et al.* (2002)), structural equation models (Zhu and Lee (2001)), analysis of proportions (Brooks (2001)), disease mapping (Green and Richardson (2002)), neural networks (Bishop (1995)), and in many more areas. Wirjanto and Xu (2009) provide a survey on recent developments and applications of normal mixture models in empirical finance.

Apart from the applicabilities of mixture models to various well-known statistical problems, it is worth noting that mixtures have important roles to play even in random effects models. Indeed, since mixture models are appropriate for data that are expected to arise from different sub-populations, these provide interesting extension of ordinary random effects models to random effects models associated with multiple sub-populations. From the authors' perspective, this provides a particularly sound motivation for considering mixture distributions for the random effects.

It is important to note that while we independently pursued our investigation on system of SDE s where the random effect parameters are samples from Gaussian mixtures, we later came to know that it has also been considered by Delattre *et al.* (2016). However, asymptotically, their contribution is confined to only proving weak consistency of the MLE in the *iid* setup. In contrast, we are able to prove strong and weak consistency of the MLE in the *iid* and non-*iid* cases, respectively, asymptotic normality of the MLE in both *iid* and non-*iid* setups, and consistency and asymptotic normality of the Bayesian posterior distribution.

For finite samples Delattre *et al.* (2016) recommend the standard EM algorithm (Dempster *et al.* (1977)) for computation of MLE and the standard Bayes Information Criterion (BIC) (see, for example, Kass and Raftery (1995)) for selecting the number of mixture components (see Leroux (1992) and Keribin (2000) for BIC related to mixture models). In the Bayesian setup it is natural to consider the number of mixture components to be unknown and place a prior on this unknown quantity. This of course renders the problem variable-dimensional. We develop the Bayesian asymptotic theory for this variable-dimensional setup as well.

Bayesian model implementation in the variable-dimensional framework is a non-trivial exercise and it is now well-known that the traditional reversible jump Markov Chain Monte Carlo method (Green (1995), Richardson and Green (1997)) can be quite inefficient for the purpose. Recently, Das and Bhattacharya (2019) have proposed a novel and efficient transformation based variable-dimensional Markov chain Monte Carlo method to simulate from variable-dimensional distributions; they refer to this method

as Transdimensional Transformation based Markov chain Monte Carlo (TTMCMC) and demonstrate in particular the success of this method in mixture problems with unknown number of components. Indeed, as we demonstrate in this article with simulation studies and a real stock market data application, even in the *SDE* setup, TTMCMC yields excellent performance.

There is another issue to be remarked about, namely, the well-known label-switching problem associated with mixtures, which is also persistent in our *SDE* setup. Indeed, as is evident from (2.1) and (2.2), the likelihood remains the same even if the labels of $\{(a_k, \beta_k) : k = 1, \dots, M\}$ are permuted, showing non-identifiability of the likelihood with respect to label-switching of the parameter components. Under somewhat restrictive assumption (see (H4) of Delattre *et al.* (2016)), Delattre *et al.* (2016) show that if two such *SDE* mixtures with two sets of parameters are the same, then the two sets of parameters are also the same. However, that simply does not even touch the label-switching problem, and the weak consistency of *MLE* proved by Delattre *et al.* (2016) in the *iid* setup holds up to label-switching. In contrast, none of our results require assumption (H4) of Delattre *et al.* (2016), which are still unique up to label-switching. Specifically, in the *iid* case we have been able to prove strong consistency of the *MLE* under weaker assumption compared to weak consistency proved by Delattre *et al.* (2016) under stronger assumption.

The rest of our paper is structured as follows. In Section 2 we describe the likelihood corresponding to normal mixture distribution of the random effects, and in Sections 3 and 4 we investigate asymptotic properties of *MLE* in the *iid* and non-*iid* contexts, respectively. In Sections 5 and 6 we investigate Bayesian asymptotics in the *iid* and non-*iid* setups, respectively. In Section 7 we address the Bayesian asymptotic theory when the number of mixture components is unknown and considered random. Brief discussions on the validity of our asymptotic theory for non-multiplicative and multidimensional linear random effects are provided in Sections S-3 and S-4, respectively, of the supplement, whose sections and figures have the prefix “S-” when referred to in this paper. In Section 8 we provide a brief overview of our simulation studies, conducted in nine separate cases. The complete details of the simulation experiments, illustrating the usefulness of our Bayesian methodology with TTMCMC implementation, are presented in Section S-5 of the supplement. In Section 9 we consider application to a real stock market data set. We summarize our work and provide concluding remarks in Section 10. Additional technical details are provided in the supplement.

Notationally, “ $\xrightarrow{a.s.}$ ”, “ \xrightarrow{P} ” and “ $\xrightarrow{\mathcal{L}}$ ” denote convergence “almost surely”, “in probability” and “in distribution”, respectively.

2 Likelihood with respect to normal mixture distribution of the random effects

We consider the following normal mixture form of the distribution of ϕ :

$$g(\varphi, \theta) d\nu(\varphi) \equiv \sum_{k=1}^M a_k N(\mu_k, \omega_k^2),$$

such that $a_k \geq 0$ for $k = 1, \dots, M$ and $\sum_{k=1}^M a_k = 1$. We assume that $\theta = (\gamma, \beta)$ where $\gamma = (a_1, a_2, \dots, a_M)$ and $\beta = (\beta_1, \dots, \beta_M)$, such that $\beta_i = (\mu_i, \omega_i^2)$; $i = 1, \dots, M$. Here, for all $k = 1, \dots, M$, $(\mu_k, \omega_k^2) \in \Omega_\beta \subset \mathbb{R} \times \mathbb{R}^+$. We assume that Ω_β is compact, so that, denoting the simplex by the compact space Ω_γ on which γ lie, it follows that $\Omega = \Omega_\gamma \times \Omega_\beta$ is compact, in accordance with (H2). Our likelihood corresponding to the i -th individual is

$$\lambda_i(X_i, \theta) = \sum_{k=1}^M a_k f(X_i | \beta_k), \quad (2.1)$$

where

$$f(X_i|\beta_k) = \frac{1}{(1 + \omega_k^2 V_i)^{1/2}} \exp \left[-\frac{V_i}{2(1 + \omega_k^2 V_i)} \left(\mu_k - \frac{U_i}{V_i} \right)^2 \right] \exp \left(\frac{U_i^2}{2V_i} \right). \quad (2.2)$$

Assuming independence of the individuals conditional on the parameters, it then follows that the complete likelihood is the product of (2.1) over the n individuals, having the form (1.3).

Note that, due to non-identifiability of the mixture form of the subject-wise likelihood (2.1), our asymptotic results will be unique up to label switching (see, for example, Redner (1981)).

3 Consistency and asymptotic normality of MLE in the iid setup

3.1 Strong consistency of MLE

Consistency of the MLE under the iid setup can be verified through the verification of the regularity conditions of the following theorem (Theorems 7.49 and 7.54 of Schervish (1995)); for our purpose we present the version for compact Ω .

Theorem 1 (Schervish (1995)) *Let $\{X_n\}_{n=1}^\infty$ be conditionally iid given θ with density $\lambda_1(x|\theta)$ with respect to a measure ν on a space $(\mathcal{X}^1, \mathcal{B}^1)$. Fix $\theta_0 \in \Omega$, and define, for each $S \subseteq \Omega$ and $x \in \mathcal{X}^1$,*

$$Z(S, x) = \inf_{\psi \in S} \log \frac{\lambda_1(x|\theta_0)}{\lambda_1(x|\psi)}.$$

Assume that for each $\theta \neq \theta_0$, there is an open set N_θ such that $\theta \in N_\theta$ and that $E_{\theta_0} Z(N_\theta, X_i) > -\infty$. Also assume that $\lambda_1(x|\cdot)$ is continuous at θ for every θ , a.s. $[P_{\theta_0}]$. Then, if $\hat{\theta}_n$ is the MLE of θ corresponding to n observations, it holds that $\lim_{n \rightarrow \infty} \hat{\theta}_n = \theta_0$, a.s. $[P_{\theta_0}]$.

3.1.1 Verification of strong consistency of MLE in our SDE setup

Let the true set of parameter be $\theta_0 = (\gamma_0, \beta_0)$ where $\gamma_0 = (a_{0,1}, a_{0,2}, \dots, a_{0,M})$ and $\beta_0 = (\beta_{0,1}, \beta_{0,2}, \dots, \beta_{0,M})$, such that $\beta_{0,i} = (\mu_{0,i}, \omega_{0,i}^2)$ for $i = 1, \dots, M$.

To verify the conditions of Theorem 1 in our case, we note that for any x , $\lambda_1(x|\theta) = \sum_{k=1}^M a_k f(x|\beta_k)$ where $f(x|\beta_k)$ given by (2.2) is clearly continuous in β_k , implying continuity of $\lambda_1(x|\theta)$ in θ . Also, it follows from the proof of Proposition 7 of Delattre *et al.* (2013) that

$$\begin{aligned} \log \frac{f(x|\beta_k)}{f(x|\beta_{0,1})} &= \frac{1}{2} \log \left(\frac{1 + \omega_{0,1}^2 V}{1 + \omega_k^2 V} \right) + \frac{1}{2} \frac{(\omega_k^2 - \omega_{0,1}^2) U^2}{(1 + \omega_{0,1}^2 V)(1 + \omega_k^2 V)} \\ &\quad + \frac{\mu_{0,1}^2 V}{2(1 + \omega_{0,1}^2 V)} - \frac{\mu_{0,1} U}{1 + \omega_{0,1}^2 V} - \left(\frac{\mu_k^2 V}{2(1 + \omega_k^2 V)} - \frac{\mu_k U}{1 + \omega_k^2 V} \right) \\ &\leq \frac{1}{2} \left\{ \log \left(1 + \frac{\omega_{0,1}^2}{\omega_k^2} \right) + \frac{|\omega_{0,1}^2 - \omega_k^2|}{\omega_{0,1}^2} \right\} + \frac{1}{2} |\omega_k^2 - \omega_{0,1}^2| \left(\frac{U}{1 + \omega_k^2 V} \right)^2 \left(1 + \frac{\omega_k^2}{\omega_{0,1}^2} \right) \\ &\quad + |\mu_{0,1}| \left| \frac{U}{1 + \omega_k^2 V} \right| \left(1 + \frac{|\omega_k^2 - \omega_{0,1}^2|}{\omega_{0,1}^2} \right) + \left| \frac{\mu_k^2 V}{2(1 + \omega_k^2 V)} \right| + \left| \frac{\mu_k U}{1 + \omega_k^2 V} \right| \\ &= C_1(U, V, \beta_{0,1}, \beta_k), \text{ (say).} \end{aligned} \quad (3.1)$$

Hence,

$$f(x|\beta_k) \leq \exp(C_1(U, V, \beta_{0,1}, \beta_k)) f(x|\beta_{0,1}). \quad (3.2)$$

Now, since $\log(x) = -\log\left(\frac{1}{x}\right)$, for $x > 0$, we have

$$\begin{aligned}
\log \frac{\lambda_1(x|\theta_0)}{\lambda_1(x|\theta)} &= -\log \left(\frac{\sum_{k=1}^M a_k f(x|\beta_k)}{\sum_{k=1}^M a_{0,k} f(x|\beta_{0,k})} \right) \\
&\geq -\log \left(\frac{\sum_{k=1}^M a_k f(x|\beta_k)}{a_{0,1} f(x|\beta_{0,1})} \right) \\
&\geq -\log \left(\frac{\sum_{k=1}^M a_k \exp(C_1(U, V, \beta_{0,1}, \beta_k)) f(x|\beta_{0,1})}{a_{0,1} f(x|\beta_{0,1})} \right) \quad (\text{by (3.2)}) \\
&\geq -\left| \log \left(\sum_{k=1}^M a_k \exp(C_1(U, V, \beta_{0,1}, \beta_k)) \right) \right| - |\log a_{0,1}| \\
&\geq -\sum_{k=1}^M C_1(U, V, \beta_{0,1}, \beta_k) - |\log a_{0,1}|. \tag{3.3}
\end{aligned}$$

The last inequality is due to a result of Atienza *et al.* (2005), which we furnish below along with its proof:

Lemma 2 Atienza et al. (2005) $\sum_{k=1}^M a_k = 1$, with $a_k \geq 0$ implies

$$\left| \log \sum_{k=1}^M a_k f_k \right| \leq \sum_{k=1}^M |\log f_k|,$$

for $f_k > 0$; $k = 1, \dots, M$.

Proof. Letting $\alpha = \min\{a_k : k = 1, \dots, M\}$ and $\beta = \max\{a_k : k = 1, \dots, M\}$, it follows that $\alpha \leq \sum_{k=1}^M a_k f_k \leq \beta$, which again leads to $\log \alpha \leq \log \left(\sum_{k=1}^M a_k f_k \right) \leq \log \beta$, by monotonicity of logarithm. Hence, $\left| \log \left(\sum_{k=1}^M a_k f_k \right) \right| \leq \max\{|\log \alpha|, |\log \beta|\} \leq \sum_{k=1}^M |\log f_k|$. ■

Now taking N_θ to be any open subset of the relevant compact parameter space containing θ , and noting that

$$E_{\theta_0} \left[\inf_{\theta \in N_\theta} \log \frac{\lambda_1(X|\theta_0)}{\lambda_1(X|\theta)} \right] \geq -\sum_{k=1}^M \sup_{\theta \in N_\theta} C_1(U, V, \beta_{0,1}, \beta_k) - |\log a_1|,$$

it is sufficient to establish that $E_{\theta_0} \left[\sup_{\theta \in N_\theta} C_1(U, V, \beta_{0,1}, \beta_k) \right] < +\infty$ for $k = 1, \dots, M$, in order to conclude that $E_{\theta_0} Z(N_\theta, X_i) > -\infty$.

Observation of the terms of $C_1(U, V, \beta_{0,1}, \beta_k)$ makes it clear that it is sufficient to show finiteness of $E_{\beta_{0,k}} \left(\frac{U}{1+\omega_k^2 V} \right)^2$, $E_{\beta_{0,k}} \left| \frac{U}{1+\omega_k^2 V} \right|$ and $E_{\beta_{0,k}} \left(\frac{V}{1+\omega_k^2 V} \right)$.

Let us first prove finiteness of $E_{\beta_{0,k}} \left| \frac{U}{1+\omega_k^2 V} \right|$. For $\omega_k^2 > \omega_{0,k}^2$, note that

$$E_{\beta_{0,k}} \left| \frac{U}{1+\omega_k^2 V} \right| = E_{\beta_{0,k}} \left(\frac{|U|}{1+\omega_{0,k}^2 \left(\frac{\omega_k^2}{\omega_{0,k}^2} \right) V} \right) < E_{\beta_{0,k}} \left(\frac{|U|}{1+\omega_{0,k}^2 V} \right) < \infty.$$

The last inequality holds due to Lemma 1 of Delattre *et al.* (2013). For $\omega_k^2 < \omega_{0,k}^2$,

$$E_{\beta_{0,k}} \left| \frac{U}{1 + \omega_k^2 V} \right| = \left(\frac{\omega_{0,k}^2}{\omega_k^2} \right) E_{\beta_{0,k}} \left(\frac{|U|}{\left(\frac{\omega_{0,k}^2}{\omega_k^2} \right) + \omega_{0,k}^2 V} \right) < \left(\frac{\omega_{0,k}^2}{\omega_k^2} \right) E_{\beta_{0,k}} \left(\frac{|U|}{1 + \omega_{0,k}^2 V} \right) < \infty.$$

In the same way, for $r \geq 1$,

$$E_{\beta_{0,k}} \left(\frac{|U|}{1 + \omega_k^2 V} \right)^r < \infty. \quad (3.4)$$

Also, since $\frac{V}{1 + \omega_k^2 V} < \frac{1}{\omega_k^2}$ almost surely, it follows that for $r \geq 1$,

$$E_{\beta_{0,k}} \left(\frac{V}{1 + \omega_k^2 V} \right)^r < \infty. \quad (3.5)$$

We have thus shown that $E_{\theta_0} Z(N_\theta, X_i) > -\infty$. Hence, $\hat{\theta}_n \xrightarrow{a.s.} \theta_0 [P_{\theta_0}]$. We summarize the result in the form of the following theorem:

Theorem 3 Assume the iid setup and conditions (H1) and (H2). Then the MLE is strongly consistent in the sense that $\hat{\theta}_n \xrightarrow{a.s.} \theta_0 [P_{\theta_0}]$.

The above theorem requires only a lower bound for $\log \frac{\lambda_i(X_i|\theta_0)}{\lambda_i(X_i|\theta)}$ with finite expectation. But some of our later results will require existence of expectations of an upper bound for $\left| \log \frac{\lambda_i(X_i|\theta_0)}{\lambda_i(X_i|\theta)} \right|$. We state and prove this result as Lemma 4.

Lemma 4 For any given $\theta \in \Omega$, $\left| \log \frac{\lambda_i(X_i|\theta_0)}{\lambda_i(X_i|\theta)} \right|$ has an upper bound which has finite moments of all orders.

Proof. Since (3.3) provides a lower bound $\log \frac{\lambda_i(X_i|\theta_0)}{\lambda_i(X_i|\theta)}$ with finite moments of all orders, let us now provide an upper bound for $\log \frac{\lambda_i(X_i|\theta_0)}{\lambda_i(X_i|\theta)}$, which also has finite moments of all orders. Since

$$\begin{aligned} \log \frac{f(x|\beta_{0,k})}{f(x|\beta_1)} &= \frac{1}{2} \log \left(\frac{1 + \omega_1^2 V}{1 + \omega_{0,k}^2 V} \right) + \frac{1}{2} \frac{(\omega_{0,k}^2 - \omega_1^2)U^2}{(1 + \omega_1^2 V)(1 + \omega_{0,k}^2 V)} \\ &\quad + \frac{\mu_1^2 V}{2(1 + \omega_1^2 V)} - \frac{\mu_1 U}{1 + \omega_1^2 V} - \left(\frac{\mu_{0,k}^2 V}{2(1 + \omega_{0,k}^2 V)} - \frac{\mu_{0,k} U}{1 + \omega_{0,k}^2 V} \right) \\ &\leq \frac{1}{2} \left\{ \log \left(1 + \frac{\omega_1^2}{\omega_{0,k}^2} \right) + \frac{|\omega_1^2 - \omega_{0,k}^2|}{\omega_1^2} \right\} + \frac{1}{2} |\omega_{0,k}^2 - \omega_1^2| \left(\frac{U}{1 + \omega_{0,k}^2 V} \right)^2 \left(1 + \frac{\omega_{0,k}^2}{\omega_1^2} \right) \\ &\quad + |\mu_1| \left| \frac{U}{1 + \omega_{0,k}^2 V} \right| \left(1 + \frac{|\omega_{0,k}^2 - \omega_1^2|}{\omega_1^2} \right) + \left| \frac{\mu_{0,k}^2 V}{2(1 + \omega_{0,k}^2 V)} \right| + \left| \frac{\mu_{0,k} U}{1 + \omega_{0,k}^2 V} \right| \\ &= C_1(U, V, \beta_1, \beta_{0,k}), \end{aligned}$$

it follows that

$$f(x|\beta_{0,k}) \leq \exp(C_1(U, V, \beta_1, \beta_{0,k})) f(x|\beta_1). \quad (3.6)$$

Now,

$$\begin{aligned}
\log \frac{\lambda_1(x|\theta_0)}{\lambda_1(x|\theta)} &= \log \left(\frac{\sum_{k=1}^M a_{0,k} f(x|\beta_{0,k})}{\sum_{k=1}^M a_k f(x|\beta_k)} \right) \\
&\leq \log \left(\frac{\sum_{k=1}^M a_{0,k} f(x|\beta_{0,k})}{a_1 f(x|\beta_1)} \right) \\
&\leq \left| \log \frac{\sum_{k=1}^M a_{0,k} \exp(C_1(U, V, \beta_1, \beta_{0,k})) f(x|\beta_1)}{a_1 f(x|\beta_1)} \right| \quad (\text{by (3.6)}) \\
&\leq \left| \log \sum_{k=1}^M a_{0,k} \exp(C_1(U, V, \beta_1, \beta_{0,k})) \right| + |\log a_1| \\
&= \sum_{k=1}^M C_1(U, V, \beta_1, \beta_{0,k}) + |\log a_1| \quad (\text{by Lemma 2}). \tag{3.7}
\end{aligned}$$

From (3.3) and (3.7) and existence of moments as shown in Delattre *et al.* (2013), as well as by the results (3.4) and (3.5), it follows that $\left| \log \frac{\lambda_i(X_i|\theta_0)}{\lambda_i(X_i|\theta)} \right|$ has an upper bound which has finite moments of all orders under θ_0 , for any given $\theta \in \Omega$. ■

3.2 Asymptotic normality of MLE

To verify asymptotic normality of MLE we invoke the following theorem provided in Schervish (1995) (Theorem 7.63):

Theorem 5 (Schervish (1995)) *Let Ω be a subset of \mathbb{R}^{3M} , and let $\{X_n\}_{n=1}^\infty$ be conditionally iid given θ each with density $\lambda_1(\cdot|\theta)$. Let $\hat{\theta}_n$ be an MLE. Assume that $\hat{\theta}_n \xrightarrow{P} \theta$ under P_θ for all θ . Assume that $\lambda_1(x|\theta)$ has continuous second partial derivatives with respect to θ and that differentiation can be passed under the integral sign in the sense that $0 = \frac{\partial}{\partial \theta_j} \int \lambda_1(x|\theta) d\nu(x) = \int \frac{\partial}{\partial \theta_j} \lambda_1(x|\theta) d\nu(x)$, for $j \geq 1$, where ν is the relevant dominating measure. Assume that there exists $H_r(x, \theta)$ such that, for each $\theta_0 \in \text{int}(\Omega)$ and each k, j ,*

$$\sup_{\|\theta - \theta_0\| \leq r} \left| \frac{\partial^2}{\partial \theta_k \partial \theta_j} \log \lambda_{X_1|\Theta}(x|\theta_0) - \frac{\partial^2}{\partial \theta_k \partial \theta_j} \log \lambda_{X_1|\Theta}(x|\theta) \right| \leq H_r(x, \theta_0), \tag{3.8}$$

with

$$\lim_{r \rightarrow 0} E_{\theta_0} H_r(X, \theta_0) = 0. \tag{3.9}$$

Assume that the Fisher information matrix $\mathcal{I}(\theta)$ is finite and non-singular. Then, under P_{θ_0} ,

$$\sqrt{n} (\hat{\theta}_n - \theta_0) \xrightarrow{\mathcal{L}} N(\mathbf{0}, \mathcal{I}^{-1}(\theta_0)). \tag{3.10}$$

3.2.1 Verification of the above regularity conditions for asymptotic normality in our SDE setup

In Section 3.1.1 we proved almost sure consistency of the MLE $\hat{\theta}_n$ in the SDE setup. Hence, $\hat{\theta}_n \xrightarrow{P} \theta$ under P_θ for all θ .

We assume,

(H3) For some real constant $K > 0$,

$$\frac{b^2(x)}{\sigma^2(x)} < K(1 + x^\tau), \quad \text{for some } \tau \geq 1$$

Note that (H3) implies moments of all orders of V_i (given by 1.2) for all $i = 1, \dots, n$ are finite. Also note that, since for $k \geq 1$, $E[\phi_i]^{2k} < \infty$, for all $i = 1, \dots, n$, because of normal mixture distribution, Proposition 1 of Delattre *et al.* (2013) implies that for all $T > 0$, $\sup_{t \in [0, T]} E[X_i(t)]^{2k} < \infty$ for all $k \geq 1$ and $i = 1, \dots, n$.

That differentiation can be passed under the integral sign in our case, is proved in Section S-1 of the supplement. For the third order derivatives of $\log \lambda$ note that

$$\frac{\partial^3 \log \lambda}{\partial \theta_r \partial \theta_s \partial \theta_t} = \frac{1}{\lambda} \frac{\partial^3 \lambda}{\partial \theta_r \partial \theta_s \partial \theta_t} - \frac{1}{\lambda^2} \left[\frac{\partial^2 \lambda}{\partial \theta_r \partial \theta_s} \frac{\partial \lambda}{\partial \theta_t} + \frac{\partial^2 \lambda}{\partial \theta_s \partial \theta_t} \frac{\partial \lambda}{\partial \theta_r} + \frac{\partial^2 \lambda}{\partial \theta_t \partial \theta_r} \frac{\partial \lambda}{\partial \theta_s} \right] + \frac{2}{\lambda^3} \frac{\partial \lambda}{\partial \theta_r} \frac{\partial \lambda}{\partial \theta_s} \frac{\partial \lambda}{\partial \theta_t}. \quad (3.11)$$

Denoting $\psi = (\mu_1, \dots, \mu_M, \omega_1^2, \dots, \omega_M^2)$, the absolute values of the terms on the right hand side of the above equation are bounded by a sum of terms of the forms

$$\left| \frac{1}{\lambda} \frac{\partial^3 f}{\partial \psi_r \partial \psi_s \partial \psi_t} \right|, \quad \left| \frac{1}{\lambda} \frac{\partial^2 f}{\partial \psi_r \partial \psi_s} \right|, \quad \left| \frac{1}{\lambda} \frac{\partial f}{\partial \psi_r} \right| \quad \text{and} \quad \frac{f}{\lambda}.$$

That expectation of the upper bound of each term is finite, is proved in Section S-2 of the supplement, which implies that (3.8) and (3.9) clearly hold.

Now, following Delattre *et al.* (2013), Maitra and Bhattacharya (2016), Maitra and Bhattacharya (2015) we assume:

(H4) The true value $\theta_0 \in \text{int}(\Omega)$.

Now let us define $\mathcal{I}(\theta)$ to be the information matrix, whose (r, s) -th element is given by

$$\mathcal{I}_{rs}(\theta) = E_\theta \left[\frac{\partial \log \lambda}{\partial \theta_r} \frac{\partial \log \lambda}{\partial \theta_s} \right] = -E_\theta \left[\frac{\partial^2 \log \lambda}{\partial \theta_r \partial \theta_s} \right]$$

That $\mathcal{I}(\theta)$ is well-defined is clear due to existence of derivatives up to the second order. Now, let (b_1, b_2, \dots, b_M) be a real row vector where θ is M -dimensional. Then

$$E \left[b_1 \frac{\partial \log \lambda}{\partial \theta_1} + b_2 \frac{\partial \log \lambda}{\partial \theta_2} + \dots + b_M \frac{\partial \log \lambda}{\partial \theta_M} \right]^2 \geq 0$$

implying

$$\sum_{r=1}^M \sum_{s=1}^M b_r b_s \mathcal{I}_{rs}(\theta) \geq 0.$$

This shows that $\mathcal{I}(\theta)$ is positive semi-definite. We assume

(H5) $\mathcal{I}(\theta_0)$ is positive definite.

Hence, asymptotic normality of the MLE , of the form (3.10), holds in our case. Formally,

Theorem 6 Assume the iid setup and conditions (H1) – (H5). Then the MLE is asymptotically normally distributed as (3.10).

4 Consistency and asymptotic normality of MLE in the non-iid setup

In this section, as in Maitra and Bhattacharya (2016) and Maitra and Bhattacharya (2015) we allow $T_i \neq T$ and $x^i \neq x$ for each $1 \leq i \leq n$. Consequently, here we deal with the setup where the processes $X_i(\cdot)$; $i = 1, \dots, n$, are independently, but not identically distributed. Following Maitra and Bhattacharya (2016) and Maitra and Bhattacharya (2015) we assume the following:

(H6) The sequences $\{T_1, T_2, \dots\}$ and $\{x^1, x^2, \dots\}$ are sequences in compact sets \mathfrak{T} and \mathfrak{X} , respectively, so that there exist convergent subsequences with limits in \mathfrak{T} and \mathfrak{X} . For notational convenience, we continue to denote the convergent subsequences as $\{T_1, T_2, \dots\}$ and $\{x^1, x^2, \dots\}$. Let us denote the limits by T^∞ and x^∞ , where $T^\infty \in \mathfrak{T}$ and $x^\infty \in \mathfrak{X}$.

Following Maitra and Bhattacharya (2016) and Maitra and Bhattacharya (2015) we denote the process associated with the initial value x and time point t as $X(t, x)$, so that $X(t, x^i) = X_i(t)$, and $X_i = \{X_i(t); t \in [0, T_i]\}$. We also denote by $\phi(x)$ the random effect parameter associated with the initial value x such that $\phi(x^i) = \phi_i$. We assume

(H7) $\phi(x)$ is a real-valued, continuous function of x , and that for $k \geq 1$, $\sup_{x \in \mathfrak{X}} E[\phi(x)]^{2k} < \infty$.

As in Proposition 1 of Delattre *et al.* (2013), assumption (H7) implies that for any $T > 0$,

$$\sup_{t \in [0, T], x \in \mathfrak{X}} E[X(t, x)]^{2k} < \infty. \quad (4.1)$$

For $x \in \mathfrak{X}$ and $T \in \mathfrak{T}$, let

$$U(x, T) = \int_0^T \frac{b(X(s, x))}{\sigma^2(X(s, x))} dX(s, x); \quad (4.2)$$

$$V(x, T) = \int_0^T \frac{b^2(X(s, x))}{\sigma^2(X(s, x))} ds. \quad (4.3)$$

Clearly, $U(x^i, T_i) = U_i$ and $V(x^i, T_i) = V_i$, where U_i and V_i are given by (1.2).

Even in this non-*iid* case (H3) ensures that moments of all orders of $V(x, T)$ are finite. Then, by Theorem 5 of Maitra and Bhattacharya (2016), the moments of uniformly integrable continuous functions of $U(x, T)$, $V(x, T)$ and θ are continuous in x, T and θ . In particular, the Kullback-Leibler distance and the information matrix, which we denote by $\mathcal{K}_{x, T}(\theta_0, \theta)$ (or, $\mathcal{K}_{x, T}(\theta, \theta_0)$) and $\mathcal{I}_{x, T}(\theta)$ respectively to emphasize dependence on the initial values x and T , are continuous in x, T and θ . For $x = x^k$ and $T = T_k$, if we denote the Kullback-Leibler distance and the Fisher's information as $\mathcal{K}_k(\theta_0, \theta)$ ($\mathcal{K}_k(\theta, \theta_0)$) and $\mathcal{I}_k(\theta)$, respectively, then continuity of $\mathcal{K}_{x, T}(\theta_0, \theta)$ (or $\mathcal{K}_{x, T}(\theta, \theta_0)$) and $\mathcal{I}_{x, T}(\theta_0)$ with respect to x and T ensures that as $x^k \rightarrow x^\infty$ and $T_k \rightarrow T^\infty$, $\mathcal{K}_{x^k, T_k}(\theta_0, \theta) \rightarrow \mathcal{K}_{x^\infty, T^\infty}(\theta_0, \theta) = \mathcal{K}(\theta_0, \theta)$, say. Similarly, $\mathcal{K}_{x^k, T_k}(\theta, \theta_0) \rightarrow \mathcal{K}(\theta, \theta_0)$ and $\mathcal{I}_{x^k, T_k}(\theta) \rightarrow \mathcal{I}_{x^\infty, T^\infty}(\theta) = \mathcal{I}(\theta)$, say. Thanks to compactness, the limits $\mathcal{K}(\theta_0, \theta)$, $\mathcal{K}(\theta, \theta_0)$ and $\mathcal{I}(\theta)$ are well-defined Kullback-Leibler divergences and Fisher's information, respectively. Consequently (see Maitra and Bhattacharya (2016), Maitra and Bhattacharya (2015)), the following hold for any $\theta \in \Omega$,

$$\lim_{n \rightarrow \infty} \frac{\sum_{k=1}^n \mathcal{K}_k(\theta_0, \theta)}{n} = \mathcal{K}(\theta_0, \theta); \quad (4.4)$$

$$\lim_{n \rightarrow \infty} \frac{\sum_{k=1}^n \mathcal{K}_k(\theta, \theta_0)}{n} = \mathcal{K}(\theta, \theta_0); \quad (4.5)$$

$$\lim_{n \rightarrow \infty} \frac{\sum_{k=1}^n \mathcal{I}_k(\theta)}{n} = \mathcal{I}(\theta). \quad (4.6)$$

We assume that

(H8) For any $\theta \in \Omega$, $\mathcal{I}(\theta)$ is positive definite.

4.1 Consistency of MLE in the non-iid setup

Following Hoadley (1971) we define the following:

$$R_i(\theta) = \begin{cases} \log \frac{\lambda_i(X_i|\theta)}{\lambda_i(X_i|\theta_0)} & \text{if } \lambda_i(X_i|\theta_0) > 0 \\ 0 & \text{otherwise.} \end{cases} \quad (4.7)$$

$$R_i(\theta, \rho) = \sup \{R_i(\xi) : \|\xi - \theta\| \leq \rho\} \quad (4.8)$$

$$\mathcal{V}_i(r) = \sup \{R_i(\theta) : \|\theta\| > r\}. \quad (4.9)$$

Following Hoadley (1971) we denote by $r_i(\theta)$, $r_i(\theta, \rho)$ and $v_i(r)$ to be expectations of $R_i(\theta)$, $R_i(\theta, \rho)$ and $\mathcal{V}_i(r)$ under θ_0 ; for any sequence $\{A_i; i = 1, 2, \dots\}$ we denote $\sum_{i=1}^n A_i/n$ by \bar{A}_n .

Hoadley (1971) proved that if the following regularity conditions are satisfied, then the MLE $\hat{\theta}_n \xrightarrow{P} \theta_0$:

- (1) Ω is a closed subset of \mathbb{R}^{3M} .
- (2) $\lambda_i(X_i|\theta)$ is an upper semicontinuous function of θ , uniformly in i , a.s. $[P_{\theta_0}]$.
- (3) There exist $\rho^* = \rho^*(\theta) > 0$, $r > 0$ and $0 < K^* < \infty$ for which
 - (i) $E_{\theta_0} [R_i(\theta, \rho)]^2 \leq K^*$, $0 \leq \rho \leq \rho^*$;
 - (ii) $E_{\theta_0} [\mathcal{V}_i(r)]^2 \leq K^*$.
- (4)
 - (i) $\lim_{n \rightarrow \infty} \bar{r}_n(\theta) < 0$, $\theta \neq \theta_0$;
 - (ii) $\lim_{n \rightarrow \infty} \bar{v}_n(r) < 0$.
- (5) $R_i(\theta, \rho)$ and $\mathcal{V}_i(r)$ are measurable functions of X_i .

Actually, conditions (3) and (4) can be weakened but these are more easily applicable (see Hoadley (1971) for details).

4.1.1 Verification of the regularity conditions

Since Ω is compact in our case, the first regularity condition clearly holds.

For the second regularity condition, note that given X_i , $\lambda_i(X_i|\theta)$ is continuous (as $\lambda_i(X_i|\theta) = \sum_{k=1}^M a_k f_k(X_i|\beta_k)$ where each $f_k(X_i|\beta_k)$ is continuous), in fact, uniformly continuous in θ in our case, since Ω is compact. Hence, for any given $\epsilon > 0$, there exists $\delta_i(\epsilon) > 0$, independent of θ , such that $\|\theta_1 - \theta_2\| < \delta_i(\epsilon)$ implies $|\lambda(X_i|\theta_1) - \lambda(X_i|\theta_2)| < \epsilon$. Now consider a strictly positive function $\delta_{x,T}(\epsilon)$, continuous in $x \in \mathfrak{X}$ and $T \in \mathfrak{T}$, such that $\delta_{x^i, T_i}(\epsilon) = \delta_i(\epsilon)$. Let $\delta(\epsilon) = \inf_{x \in \mathfrak{X}, T \in \mathfrak{T}} \delta_{x,T}(\epsilon)$.

Since \mathfrak{X} and \mathfrak{T} are compact, it follows that $\delta(\epsilon) > 0$. Now it holds that $\|\theta_1 - \theta_2\| < \delta(\epsilon)$ implies $|\lambda(X_i|\theta_1) - \lambda(X_i|\theta_2)| < \epsilon$, for all i . Hence, the second regularity condition is satisfied.

Let us now focus attention on condition (3)(i). It follows from (3.3) that

$$R_i(\theta) \leq \sum_{k=1}^M C_1(U_i, V_i, \beta_{0,1}, \beta_k) + |\log a_{0,1}|, \quad (4.10)$$

where $C_1(U_i, V_i, \beta_{0,1}, \beta_k)$ is given by (3.1). Let us denote $\{\xi \in \mathbb{R} \times \mathbb{R}^+ : \|\xi - \beta_1\| \leq \rho\}$ by $B(\rho, \beta_1)$. Here $0 < \rho < \rho^*(\beta_1)$, and $\rho^*(\beta_1)$ is so small that $B(\rho, \beta_1) \subset \Omega_\beta$ for all $\rho \in (0, \rho^*(\beta_1))$. It then follows from (3.1) that

$$\begin{aligned}
& \sup_{\xi \in B(\rho, \beta_1)} C_1(U_i, V_i, \beta_{0,1}, \xi) \\
& \leq \sup_{(\mu_1, \omega_1^2) \in B(\rho, \beta_1)} \frac{1}{2} \left\{ \log \left(1 + \frac{\omega_{0,1}^2}{\omega_1^2} \right) + \frac{|\omega_{0,1}^2 - \omega_1^2|}{\omega_{0,1}^2} \right\} \\
& \quad + \sup_{(\mu_1, \omega_1^2) \in B(\rho, \beta_1)} \left(\frac{U_i}{1 + \omega_1^2 V_i} \right)^2 \times \sup_{(\mu_1, \omega_1^2) \in B(\rho, \beta_1)} \left[\frac{1}{2} |\omega_1^2 - \omega_{0,1}^2| \left(1 + \frac{\omega_1^2}{\omega_{0,1}^2} \right) \right] \\
& \quad + \sup_{(\mu_1, \omega_1^2) \in B(\rho, \beta_1)} \left| \frac{U_i}{1 + \omega_1^2 V_i} \right| \times \sup_{(\mu_1, \omega_1^2) \in B(\rho, \beta_1)} \left[|\mu_{0,1}| \left(1 + \frac{|\omega_1^2 - \omega_{0,1}^2|}{\omega_{0,1}^2} \right) \right] \\
& \quad + \sup_{(\mu_1, \omega_1^2) \in B(\rho, \beta_1)} \left| \frac{\mu_1^2 V_i}{2(1 + \omega_1^2 V_i)} \right| + \sup_{(\mu_1, \omega_1^2) \in B(\rho, \beta_1)} \left| \frac{\mu_1 U_i}{1 + \omega_1^2 V_i} \right|. \tag{4.11}
\end{aligned}$$

The supremums in (4.11) are finite due to compactness of $B(\rho, \beta_1)$ and since $\left| \frac{U_i}{1 + \omega_1^2 V_i} \right|$ and its square are decreasing in ω_1^2 , given U_i and V_i . Since under P_{θ_0} , $|U_i|/(1 + \omega_1^2 V_i)$ admits moments of all orders and $\frac{V_i}{1 + \omega_1^2 V_i} < \frac{1}{\omega_1^2}$ almost surely (see Section 3.1.1), it follows from (4.11) and (4.10) that $\sup_{\psi \in S(\rho, \theta)} R_i(\psi)$ is finite due to compactness of $S(\rho, \theta) = \{\psi \in \Omega : \|\psi - \theta\| \leq \rho\}$. Then it follows that

$$E_{\theta_0} [R_i(\theta, \rho)]^2 \leq K_i(\theta), \tag{4.12}$$

where $K_i(\theta) = K(x^i, T_i, \theta)$, with $K(x, T, \theta)$ being a continuous function of (x, T, θ) , continuity being a consequence of Theorem 5 of Maitra and Bhattacharya (2016). Since because of compactness of \mathfrak{X} , \mathfrak{T} and Ω ,

$$K_i(\theta) \leq \sup_{x \in \mathfrak{X}, T \in \mathfrak{T}, \theta \in \Omega} K(x, T, \theta) < \infty,$$

regularity condition (3)(i) follows.

To verify condition (3)(ii), first note that we can choose $r > 0$ such that $\|\theta_0\| < r$ and $\{\theta \in \Omega : \|\theta\| > r\} \neq \emptyset$. It then follows that $\sup_{\{\theta \in \Omega : \|\theta\| > r\}} R_i(\theta) \leq \sup_{\theta \in \Omega} R_i(\theta)$ for every $i \geq 1$. The right hand side is bounded by the finite sum of the same expression as the right hand side of (4.11) and $|\log a_{0,1}|$ with only $S(\rho, \theta)$ replaced with Ω . The rest of the verification follows in the same way as verification of (3)(i).

To verify condition (4)(i) note that by (4.4)

$$\lim_{n \rightarrow \infty} \bar{r}_n = - \lim_{n \rightarrow \infty} \frac{\sum_{i=1}^n \mathcal{K}_i(\theta_0, \theta)}{n} = -\mathcal{K}(\theta_0, \theta) < 0 \quad \text{for } \theta \neq \theta_0. \tag{4.13}$$

In other words, (4)(i) is satisfied.

The verification of (4)(ii) will be in a similar way as it is in Maitra and Bhattacharya (2016) except in each case $f_i(X_i|\theta_0)$ will be replaced by $\lambda_i(X_i|\theta_0)$.

Regularity condition (5) holds because for any $\theta \in \Omega$, $R_i(\theta)$ is an almost surely continuous function of X_i rendering it measurable for all $\theta \in \Omega$, and due to the fact that supremums of measurable functions are measurable.

In other words, in the non-*iid* SDE framework, the following theorem holds:

Theorem 7 Assume the non-*iid* SDE setup and conditions (H1) – (H7). Then it holds that $\hat{\theta}_n \xrightarrow{P} \theta_0$.

4.2 Asymptotic normality of MLE in the non-iid setup

Let $\zeta_i(x, \theta) = \log \lambda_i(x|\theta)$; also, let $\zeta'_i(x, \theta)$ be the $3M \times 1$ vector with j -th component $\zeta'_{i,j}(x, \theta) = \frac{\partial}{\partial \theta_j} \zeta_i(x, \theta)$, and let $\zeta''_i(x, \theta)$ be the $3M \times 3M$ matrix with (j, k) -th element $\zeta''_{i,jk}(x, \theta) = \frac{\partial^2}{\partial \theta_j \partial \theta_k} \zeta_i(x, \theta)$.

For proving asymptotic normality in the non-iid framework, Hoadley (1971) assumed the following regularity conditions:

- (1) Ω is an open subset of \mathbb{R}^{3M} .
- (2) $\hat{\theta}_n \xrightarrow{P} \theta_0$.
- (3) $\zeta'_i(X_i, \theta)$ and $\zeta''_i(X_i, \theta)$ exist a.s. $[P_{\theta_0}]$.
- (4) $\zeta''_i(X_i, \theta)$ is a continuous function of θ , uniformly in i , a.s. $[P_{\theta_0}]$, and is a measurable function of X_i .
- (5) $E_\theta[\zeta'_i(X_i, \theta)] = 0$ for $i = 1, 2, \dots$
- (6) $\mathcal{I}_i(\theta) = E_\theta [\zeta'_i(X_i, \theta) \zeta'_i(X_i, \theta)^T] = -E_\theta [\zeta''_i(X_i, \theta)]$, where for any vector y , y^T denotes the transpose of y .
- (7) $\bar{\mathcal{I}}_n(\theta) \rightarrow \bar{\mathcal{I}}(\theta)$ as $n \rightarrow \infty$ and $\bar{\mathcal{I}}(\theta)$ is positive definite.
- (8) $E_{\theta_0} \left| \zeta'_{i,j}(X_i, \theta_0) \right|^3 \leq K_2$, for some $0 < K_2 < \infty$.
- (9) There exist $\epsilon > 0$ and random variables $B_{i,jk}(X_i)$ such that
 - (i) $\sup \left\{ \left| \zeta''_{i,jk}(X_i, \xi) \right| : \|\xi - \theta_0\| \leq \epsilon \right\} \leq B_{i,jk}(X_i)$.
 - (ii) $E_{\theta_0} |B_{i,jk}(X_i)|^{1+\delta} \leq K_2$, for some $\delta > 0$.

Condition (8) can be weakened but is relatively easy to handle. Under the above regularity conditions, Hoadley (1971) prove that

$$\sqrt{n} \left(\hat{\theta}_n - \theta_0 \right) \xrightarrow{\mathcal{L}} N \left(\mathbf{0}, \bar{\mathcal{I}}^{-1}(\theta_0) \right). \quad (4.14)$$

4.2.1 Validation of asymptotic normality of MLE in the non-iid SDE setup

Note that although condition (1) requires the parameter space Ω to be an open subset, the proof of asymptotic normality presented in Hoadley (1971) continues to hold for compact Ω ; see Maitra and Bhattacharya (2016).

Conditions (2), (3), (5), (6) are clearly valid in our case. Condition (4) can be verified in exactly the same way as condition (2) of Section 4.1; measurability of $\zeta''_i(X_i, \theta)$ follows due to its continuity with respect to X_i . Condition (7) simply follows from (4.6).

For conditions (8), (9)(i) and (9)(ii) note that, by the same arguments as in Section 3.2.1, finiteness of moments of all orders of the derivatives are seen to hold for every $x \in \mathfrak{X}$, $T \in \mathfrak{T}$. Then compactness of \mathfrak{X} , \mathfrak{T} and Ω , ensures that the conditions (8), (9)(i) and (9)(ii) hold.

In other words, in our non-iid SDE case we have the following theorem on asymptotic normality.

Theorem 8 Assume the non-iid SDE setup and conditions (H1) – (H8). Then (4.14) holds.

5 Consistency and asymptotic normality of the Bayesian posterior in the *iid* setup

5.1 Consistency of the Bayesian posterior distribution

To verify posterior consistency we make use of Theorem 7.80 presented in Schervish (1995); below we state the general form of the theorem.

Theorem 9 (Schervish (1995)) *Let $\{X_n\}_{n=1}^\infty$ be conditionally iid given θ with density $\lambda_1(x|\theta)$ with respect to a measure ν on a space $(\mathcal{X}^1, \mathcal{B}^1)$. Fix $\theta_0 \in \Omega$, and define, for each $S \subseteq \Omega$ and $x \in \mathcal{X}^1$,*

$$Z(S, x) = \inf_{\psi \in S} \log \frac{\lambda_1(x|\theta_0)}{\lambda_1(x|\psi)}.$$

Assume that for each $\theta \neq \theta_0$, there is an open set N_θ such that $\theta \in N_\theta$ and that $E_{\theta_0} Z(N_\theta, X_i) > -\infty$. Also assume that $\lambda_1(x|\cdot)$ is continuous at θ for every θ , a.s. $[P_{\theta_0}]$. For $\epsilon > 0$, define $C_\epsilon = \{\theta : \mathcal{K}_1(\theta_0, \theta) < \epsilon\}$, where

$$\mathcal{K}_1(\theta_0, \theta) = E_{\theta_0} \left(\log \frac{\lambda_1(X_1|\theta_0)}{\lambda_1(X_1|\theta)} \right) \quad (5.1)$$

is the Kullback-Leibler divergence measure associated with observation X_1 . Let π be a prior distribution such that $\pi(C_\epsilon) > 0$, for every $\epsilon > 0$. Then, for every $\epsilon > 0$ and open set \mathcal{N}_0 containing C_ϵ , the posterior satisfies

$$\lim_{n \rightarrow \infty} \pi_n(\mathcal{N}_0 | X_1, \dots, X_n) = 1, \quad \text{a.s.} \quad [P_{\theta_0}]. \quad (5.2)$$

5.1.1 Verification of posterior consistency

The condition $E_{\theta_0} Z(N_\theta, X_i) > -\infty$ of the above theorem is verified in the context of Theorem 1 in Section 3.1.1.

Now, all we need to ensure is that there exists a prior π which gives positive probability to C_ϵ for every $\epsilon > 0$. From the identifiability result given by Proposition 7 (i) of Delattre *et al.* (2013) it follows that $\mathcal{K}_1(\theta_0, \theta) = 0$ if and only if $\theta = \theta_0$ (up to a label switching). Hence, for any $\epsilon > 0$, the set C_ϵ is non-empty, since it contains at least θ_0 . In fact, continuity of $\mathcal{K}_1(\theta_0, \theta)$ in θ follows from the fact that upper bound of $\left| \log \frac{\lambda_1(x|\theta_0)}{\lambda_1(x|\theta)} \right|$ has finite E_{θ_0} -expectation as shown in Lemma 4, and since the parameter space Ω is compact, it follows that $\mathcal{K}_1(\theta_0, \theta)$ is uniformly continuous on Ω . The rest of the verification remains the same as Section 2.1.1 of Maitra and Bhattacharya (2015).

In other words, the following result on posterior consistency holds.

Theorem 10 *Assume the iid setup and conditions (H1), (H2) and (H4). For $\epsilon > 0$, define $C_\epsilon = \{\theta : \mathcal{K}_1(\theta_0, \theta) < \epsilon\}$, where $\mathcal{K}_1(\theta_0, \theta)$ is the Kullback-Leibler divergence measure associated with observation X_1 . Let the prior distribution π of the parameter θ satisfy $\frac{d\pi}{d\nu} = h$ almost everywhere on Ω , where $h(\theta)$ is any positive, continuous density on Ω with respect to the Lebesgue measure ν . Then the posterior (1.6) is consistent in the sense that for every $\epsilon > 0$ and open set \mathcal{N}_0 containing C_ϵ , the posterior satisfies*

$$\lim_{n \rightarrow \infty} \pi_n(\mathcal{N}_0 | X_1, \dots, X_n) = 1, \quad \text{a.s.} \quad [P_{\theta_0}]. \quad (5.3)$$

5.2 Asymptotic normality of the Bayesian posterior distribution

To investigate asymptotic normality of our *SDE*-based posterior distributions we exploit Theorem 7.102 in conjunction with Theorem 7.89 provided in Schervish (1995). Below we state the four requisite conditions for the *iid* setup.

5.2.1 Regularity conditions – iid case

- (1) The parameter space is $\Omega \subseteq \mathbb{R}^{3M}$ for some finite M .
- (2) θ_0 is a point interior to Ω .
- (3) The prior distribution of θ has a density with respect to Lebesgue measure that is positive and continuous at θ_0 .
- (4) There exists a neighborhood $\mathcal{N}_0 \subseteq \Omega$ of θ_0 on which $\ell_n(\theta) = \log \lambda(X_1, \dots, X_n | \theta)$ is twice continuously differentiable with respect to all co-ordinates of θ , *a.s.* $[P_{\theta_0}]$.

With the above conditions, the relevant theorem (Theorem 7.102 of Schervish (1995)) is as follows:

Theorem 11 (Schervish (1995)) *Let $\{X_n\}_{n=1}^\infty$ be conditionally iid given θ . Assume the above four regularity conditions; also assume that there exists $H_r(x, \theta)$ such that, for each $\theta_0 \in \text{int}(\Omega)$ and each k, j ,*

$$\sup_{\|\theta - \theta_0\| \leq r} \left| \frac{\partial^2}{\partial \theta_k \partial \theta_j} \log \lambda_1(x | \theta_0) - \frac{\partial^2}{\partial \theta_k \partial \theta_j} \log \lambda_1(x | \theta) \right| \leq H_r(x, \theta_0), \quad (5.4)$$

with

$$\lim_{r \rightarrow 0} E_{\theta_0} H_r(X, \theta_0) = 0. \quad (5.5)$$

Further suppose that the conditions of Theorem 9 hold, and that the Fisher's information matrix $\mathcal{I}(\theta_0)$ is positive definite. Now denoting by $\hat{\theta}_n$ the MLE associated with n observations, let

$$\Sigma_n^{-1} = \begin{cases} -\ell_n''(\hat{\theta}_n) & \text{if the inverse and } \hat{\theta}_n \text{ exist} \\ \mathbb{I}_{3M} & \text{if not,} \end{cases} \quad (5.6)$$

where for any t ,

$$\ell_n''(t) = \left(\left(\frac{\partial^2}{\partial \theta_i \partial \theta_j} \ell_n(\theta) \right) \Big|_{\theta=t} \right), \quad (5.7)$$

and \mathbb{I}_{3M} is the identity matrix of order $3M$. Thus, Σ_n^{-1} is the observed Fisher's information matrix.

Letting $\Psi_n = \Sigma_n^{-1/2} (\theta - \hat{\theta}_n)$, for each compact subset B of \mathbb{R}^{3M} and each $\epsilon > 0$, the following holds:

$$\lim_{n \rightarrow \infty} P_{\theta_0} \left(\sup_{\Psi_n \in B} |\pi_n(\Psi_n | X_1, \dots, X_n) - \xi(\Psi_n)| > \epsilon \right) = 0, \quad (5.8)$$

where $\xi(\cdot)$ denotes the density of the standard normal distribution.

5.2.2 Verification of posterior normality

Firstly, note that (H5) ensures positive definiteness of $\mathcal{I}(\theta_0)$. Now observe that the four regularity conditions in Section 5.2.1 trivially hold. The remaining conditions of Theorem 11 are verified in the context of Theorem 3 in Section 3.1. Briefly, $\frac{\partial^2}{\partial \theta_k \partial \theta_j} \log \lambda_1(x | \theta)$ is differentiable in θ and the derivative has finite expectation, which ensure (5.4) and (5.5). Hence, (5.8) holds in our *SDE* setup. Thus, the following theorem holds:

Theorem 12 *Assume the iid setup and conditions (H1) – (H5). Let the prior distribution π of the parameter θ satisfy $\frac{d\pi}{d\nu} = h$ almost everywhere on Ω , where $h(\theta)$ is any density with respect to the Lebesgue measure ν which is positive and continuous at θ_0 . Then, letting $\Psi_n = \Sigma_n^{-1/2} (\theta - \hat{\theta}_n)$, for each compact subset B of \mathbb{R}^{3M} and each $\epsilon > 0$, the following holds:*

$$\lim_{n \rightarrow \infty} P_{\theta_0} \left(\sup_{\Psi_n \in B} |\pi_n(\Psi_n | X_1, \dots, X_n) - \xi(\Psi_n)| > \epsilon \right) = 0. \quad (5.9)$$

6 Consistency and asymptotic normality of the Bayesian posterior in the non-*iid* setup

In this section, as in Section 4 we assume (H7) – (H9). The equations (4.4), (4.5) and (4.6) as described in Section 4 will also have important roles in our proceedings. For consistency in the Bayesian framework we utilize the theorem of Choi and Schervish (2007), and for asymptotic normality of the posterior we make use of Theorem 7.89 of Schervish (1995).

6.1 Posterior consistency in the non-*iid* setup

Analogous to Section 3.1 of Maitra and Bhattacharya (2015), here we need to ensure existence of moments of the form

$$\sup_{x \in \mathfrak{X}, T \in \mathfrak{T}} E_\theta \left[\exp \left\{ \alpha |\omega_k^2 - \omega_{0,1}^2| \left(\frac{U(x, T)}{1 + \omega_k^2 V(x, T)} \right)^2 \left(1 + \frac{\omega_k^2}{\omega_{0,1}^2} \right) \right\} \right],$$

for some $0 < \alpha < \infty$. Hence, we assume the following assumption analogous to assumption (H10') of Maitra and Bhattacharya (2015).

(H9) For $k = 1, \dots, M$, there exists a strictly positive function $\alpha^*(x, T, \beta_1)$, continuous in (x, T, β_1) , such that for any (x, T, β_1) ,

$$E_\theta [\exp \{ \alpha^*(x, T, \beta_1) K_1 U^2(x, T) \}] < \infty,$$

$$\text{where } K_1 = \sup_{\omega_1: \beta_1 \in \Omega_\beta, 1 \leq k \leq M} |\omega_k^2 - \omega_{0,1}^2| \left(1 + \frac{\omega_k^2}{\omega_{0,1}^2} \right).$$

Now, let

$$\alpha_{\min}^* = \inf_{x \in \mathfrak{X}, T \in \mathfrak{T}, \beta_1 \in \Omega_\beta} \alpha^*(x, T, \beta_1), \quad (6.1)$$

and

$$\alpha = \min \{ \alpha_{\min}^*, c^* \}, \quad (6.2)$$

where $0 < c^* < 1/16$.

Compactness ensures that $\alpha_{\min}^* > 0$, so that $0 < \alpha < 1/16$. It also holds due to compactness that for $\beta_1 \in \Omega_\beta$,

$$\sup_{x \in \mathfrak{X}, T \in \mathfrak{T}} E_\theta [\exp \{ \alpha K_1 U^2(x, T) \}] < \infty. \quad (6.3)$$

This ensures that

$$\begin{aligned} & \sup_{x \in \mathfrak{X}, T \in \mathfrak{T}} E_\theta \left[\exp \left\{ \alpha |\omega_k^2 - \omega_{0,1}^2| \left(\frac{U(x, T)}{1 + \omega_k^2 V(x, T)} \right)^2 \left(1 + \frac{\omega_k^2}{\omega_{0,1}^2} \right) \right\} \right] \\ & \leq \sup_{x \in \mathfrak{X}, T \in \mathfrak{T}} E_\theta [\exp \{ \alpha K_1 U^2(x, T) \}] \\ & < \infty. \end{aligned} \quad (6.4)$$

This choice of α ensuring (6.3) will be useful in verification of the conditions of Theorem 13, which we next state.

Theorem 13 (Choi and Schervish (2007)) *Let $\{X_i\}_{i=1}^\infty$ be independently distributed with densities $\{\lambda_i(\cdot|\theta)\}_{i=1}^\infty$, with respect to a common σ -finite measure, where $\theta \in \Omega$, a measurable space. The densities $\lambda_i(\cdot|\theta)$ are assumed to be jointly measurable. Let $\theta_0 \in \Omega$ and let P_{θ_0} be the joint distribution of $\{X_i\}_{i=1}^\infty$ when θ_0 is the true value of θ . Let $\{\Theta_n\}_{n=1}^\infty$ be a sequence of subsets of Ω . Let θ have prior π on Ω . Define the*

following:

$$\begin{aligned}\Lambda_i(\theta_0, \theta) &= \log \frac{\lambda_i(X_i|\theta_0)}{\lambda_i(X_i|\theta)}; \\ \mathcal{K}_i(\theta_0, \theta) &= E_{\theta_0}(\Lambda_i(\theta_0, \theta)); \\ \varrho_i(\theta_0, \theta) &= \text{Var}_{\theta_0}(\Lambda_i(\theta_0, \theta)).\end{aligned}$$

Make the following assumptions:

(1) Suppose that there exists a set B with $\pi(B) > 0$ such that

- (i) $\sum_{i=1}^{\infty} \frac{\varrho_i(\theta_0, \theta)}{i^2} < \infty, \quad \forall \theta \in B,$
- (ii) For all $\epsilon > 0$, $\pi(B \cap \{\theta : \mathcal{K}_i(\theta_0, \theta) < \epsilon, \forall i\}) > 0.$

(2) Suppose that there exist test functions $\{\Phi_n\}_{n=1}^{\infty}$, sets $\{\Omega_n\}_{n=1}^{\infty}$ and constants $C_1, C_2, c_1, c_2 > 0$ such that

- (i) $\sum_{n=1}^{\infty} E_{\theta_0} \Phi_n < \infty,$
- (ii) $\sup_{\theta \in \Theta_n^c \cap \Omega_n} E_{\theta}(1 - \Phi_n) \leq C_1 e^{-c_1 n},$
- (iii) $\pi(\Omega_n^c) \leq C_2 e^{-c_2 n}.$

Then,

$$\pi_n(\theta \in \Theta_n^c | X_1, \dots, X_n) \rightarrow 0 \quad a.s. [P_{\theta_0}]. \quad (6.5)$$

6.1.1 Validation of posterior consistency

From Lemma 4 it follows that $\left| \log \frac{\lambda_i(X_i|\theta_0)}{\lambda_i(X_i|\theta)} \right|$ has an upper bound which has finite expectation and square of expectation under θ_0 , and is uniform for all $\theta \in B$, where B is an appropriate compact subset of the relevant parameter space. The rest of the verification of condition (1)(i) and the verification of (1)(ii) are similar to those of Maitra and Bhattacharya (2015).

In verification of (2)(iii), we let $\Omega_n = (\Omega_{1n} \times \mathbb{R}^{3M-1})$ (since our parameter set θ contains $3M$ parameters), where $\Omega_{1n} = \{a_1 : |a_1| < \tilde{M}_n\}$, where $\tilde{M}_n = O(e^n)$. Note that

$$\pi(\Omega_n^c) = \pi(\Omega_{1n}^c) = \pi(|a_1| > \tilde{M}_n) < E_{\pi}(|a_1|) \tilde{M}_n^{-1} \quad (6.6)$$

implies (2)(iii) holds, assuming that the prior π is such that the expectation $E_{\pi}(|a_1|)$ is finite (which holds for proper priors on a_1).

The verification of (2)(i) will follow in the same way as the verification in Maitra and Bhattacharya (2015) except the corresponding changes. Hence we will only mention the changes at which the verifications differ. Firstly, in our setup $L_n(\theta) = \prod_{i=1}^n \lambda_i(X_i|\theta)$ and $\ell_n(\theta) = \sum_{i=1}^n \log \lambda_i(X_i|\theta)$, that is, f_i is now replaced with λ_i . The existence of the third order derivative of $\log \lambda_i$ is already established in Section 3.2.1.

Here also the continuity of the moments of $V(x, T)$ and $\left| \frac{U(x, T)}{V(x, T)} \right|$ with respect to x and T holds (which follows from Theorem 5 of Maitra and Bhattacharya (2016) where uniform integrability is ensured by finiteness of the moments of the aforementioned functions for every x, T belonging to compact sets \mathfrak{X} and \mathfrak{T}). Moreover, Kolmogorov's strong law of large numbers for non-*iid* cases holds due to finiteness of the moments of V and $\left| \frac{U}{V} \right|$ for every x and T belonging to the compact spaces \mathfrak{X} and \mathfrak{T} .

Now, assuming $\hat{\theta}_n = \zeta = (\gamma, \beta)$ we obtain (3.3) from Section 3.1.1, the following:

$$\log \lambda_i(x|\theta_0) - \log \lambda_i(x|\hat{\theta}_n) \geq - \sum_{k=1}^M C_1(U_i, V_i, \beta_{0,1}, \beta_k) - |\log a_{0,1}|,$$

where $C_1(U_i, V_i, \beta_{0,1}, \beta_k)$ is given by (3.1). The rest of the verification of (2)(i) is the same as in Maitra and Bhattacharya (2015).

For the verification of (2)(ii), we define $\Theta_n = \Theta_\delta = \{(\gamma, \beta) : \mathcal{K}(\theta, \theta_0) < \delta\}$ where $\mathcal{K}(\theta, \theta_0)$, defined as in (4.5), is the proper Kullback-Leibler divergence and the verification will be in a similar manner as in Maitra and Bhattacharya (2015). Hence, posterior consistency (6.5) holds in our non-*iid* SDE setup. The result can be summarized in the form of the following theorem.

Theorem 14 *Assume the non-*iid* SDE setup. Also assume conditions (H1) – (H9). For any $\delta > 0$, let $\Theta_\delta = \{(\gamma, \beta) : \mathcal{K}(\theta, \theta_0) < \delta\}$, where $\mathcal{K}(\theta, \theta_0)$, defined as in (4.5), is the proper Kullback-Leibler divergence. Let the prior distribution π of the parameter θ satisfy $\frac{d\pi}{d\nu} = h$ almost everywhere on Ω , where $h(\theta)$ is any positive, continuous density on Ω with respect to the Lebesgue measure ν . Then,*

$$\pi_n(\theta \in \Theta_\delta^c | X_1, \dots, X_n) \rightarrow 0 \quad a.s. [P_{\theta_0}]. \quad (6.7)$$

6.2 Asymptotic normality of the posterior distribution in the non-*iid* setup

For asymptotic normality of the posterior in the *iid* situation, four regularity conditions, stated in Section 5.2.1, were necessary. In the non-*iid* framework, three more are necessary, in addition to the already presented four conditions. They are as follows (see Schervish (1995) for details).

6.2.1 Extra regularity conditions in the non-*iid* setup

- (5) The largest eigenvalue of Σ_n goes to zero in probability.
- (6) For $\delta > 0$, define $\mathcal{N}_0(\delta)$ to be the open ball of radius δ around θ_0 . Let ρ_n be the smallest eigenvalue of Σ_n . If $\mathcal{N}_0(\delta) \subseteq \Omega$, there exists $K(\delta) > 0$ such that

$$\lim_{n \rightarrow \infty} P_{\theta_0} \left(\sup_{\theta \in \Omega \setminus \mathcal{N}_0(\delta)} \rho_n [\ell_n(\theta) - \ell_n(\theta_0)] < -K(\delta) \right) = 1. \quad (6.8)$$

- (7) For each $\epsilon > 0$, there exists $\delta(\epsilon) > 0$ such that

$$\lim_{n \rightarrow \infty} P_{\theta_0} \left(\sup_{\theta \in \mathcal{N}_0(\delta(\epsilon)), \|\eta\|=1} \left| 1 + \eta^T \Sigma_n^{\frac{1}{2}} \ell_n''(\theta) \Sigma_n^{\frac{1}{2}} \eta \right| < \epsilon \right) = 1. \quad (6.9)$$

In the non-*iid* case, the four regularity conditions presented in Section 5.2.1 and additional three provided above, are sufficient to guarantee (5.8).

6.2.2 Verification of the regularity conditions

The verification follows from the verification presented in Section 3.2.2 of Maitra and Bhattacharya (2015), as finiteness of the expectation of $\log \lambda$ up to the third order derivative is already justified in Section 3.2.1. So, we have our result in the form of the following theorem.

Theorem 15 *Assume the non-*iid* setup and conditions (H1) – (H8). Let the prior distribution π of the parameter θ satisfy $\frac{d\pi}{d\nu} = h$ almost everywhere on Ω , where $h(\theta)$ is any density with respect to the Lebesgue measure ν which is positive and continuous at θ_0 . Then, letting $\Psi_n = \Sigma_n^{-1/2} (\theta - \hat{\theta}_n)$, for each compact subset B of \mathbb{R}^{3M} and each $\epsilon > 0$, the following holds:*

$$\lim_{n \rightarrow \infty} P_{\theta_0} \left(\sup_{\Psi_n \in B} |\pi_n(\Psi_n | X_1, \dots, X_n) - \xi(\Psi_n)| > \epsilon \right) = 0. \quad (6.10)$$

7 Bayesian asymptotics when the number of mixture components is unknown

In this section we allow the number of mixture components M to be a random variable. Now $\theta_M = (\beta_M, \gamma_M)$, where β_M and γ_M are M -dimensional, with $M \geq 1$ being the number of positive components of γ_M . Suppose that $\theta_{M_0} = (\beta_{M_0}, \gamma_{M_0})$ is the true set of parameters, where $M_0 \geq 1$ is the number of positive components of γ_{M_0} . Then the true likelihood is

$$\lambda_i(X_i, \theta_{M_0}) = \sum_{k=1}^{M_0} a_{0k} f(X_i | \beta_{0k}), \quad (7.1)$$

and

$$\lambda_i(X_i, \theta_M) = \sum_{k=1}^M a_k f(X_i | \beta_k) \quad (7.2)$$

is the modeled likelihood.

In order to prove posterior consistency in this setup, we shall apply the theorem from Schervish (1995). However, the theorem demands that the true and modeled likelihoods must have the same dimension, that is, the parameter set for both the models must have the same number of components. To handle this variable dimensional situation, we consider the following idea.

Whenever $M \neq M_0$ we are left with two possibilities, $M < M_0$ or $M > M_0$. Let $M' = \max\{M_0, M\}$. We can then rewrite both the true and the postulated likelihoods in terms of M' . So, now with the general notation $\theta_{M'} = (\beta_{M'}, \gamma_{M'})$ and $\theta_{M'} = (\beta_{M'}, \gamma_{M'})$, our comparable models are

$$\lambda_i(X_i, \theta_{M'}) = \sum_{k=1}^{M'} a_{0k} f(X_i | \beta_{0k})$$

and

$$\lambda_i(X_i, \theta_{M'}) = \sum_{k=1}^{M'} a_k f(X_i | \beta_k),$$

If $M < M_0$, then $a_{M+1} = a_{M+2} = \dots = a_{M'} = a_{M_0} = 0$. When $M > M_0$, then $a_{0, M_0+1} = a_{0, M_0+2} = \dots = a_{0M} = 0$ and values of $\beta_{0, M_0+1}, \beta_{0, M_0+2}, \dots, \beta_{0M}$ set arbitrarily, matching the number of components in both the models.

Hence, with $\theta_{0M'}$ and $\theta_{M'}$ having the same dimension, we can exploit our previous result established in Section 5.1 to prove posterior consistency even in this variable-dimensional setup. Theorem 16 formalizes our result in this regard.

Theorem 16 *Assume the iid setup and conditions (H1), (H2) and (H4). For $\epsilon > 0$, define $C_{\epsilon M} = \{\theta_M : \mathcal{K}_1(\theta_{0M'}, \theta_{M'}) < \epsilon\}$, where $\mathcal{K}_1(\theta_{0M'}, \theta_{M'})$ is the Kullback-Leibler divergence measure associated with observation X_1 . Let M have a prior with respect to the counting measure on the set $\mathcal{S} = \{1, 2, \dots, M_{\max}\}$, where $M_0 \leq M_{\max} \leq \infty$. For $M \in \mathcal{S}$, let the prior distribution π of the parameter θ_M satisfy $\frac{d\pi}{d\nu} = h$ almost everywhere on $\Omega_M = \Omega_{\gamma_M} \times \Omega_{\beta_M}$, where $h(\theta_M)$ is any positive, continuous density on Ω_M with respect to the Lebesgue measure ν . In addition we assume that a priori, all the components of γ_M are bounded away from zero. Then for every $\epsilon > 0$ and open set $\mathcal{N}_{0M}(\epsilon)$ containing $C_{\epsilon M}$, the posterior satisfies*

$$\lim_{n \rightarrow \infty} \pi_n(\mathcal{N}_{0M}(\epsilon) | M, X_1, \dots, X_n) = 1 \text{ a.s. } [P_{\theta_{0M_0}}], \text{ if and only if } M = M_0. \quad (7.3)$$

Proof. We write the posterior as follows:

$$\begin{aligned}
\pi_n(\mathcal{N}_{0M}(\epsilon), M|X_1, X_2, \dots, X_n) \\
&= \pi_n(\mathcal{N}_{0M}(\epsilon)|M, X_1, X_2, \dots, X_n)\pi_n(M|X_1, X_2, \dots, X_n) \\
&= \pi_n(\mathcal{N}_{0M'}(\epsilon)|M', X_1, X_2, \dots, X_n)\pi_n(M|X_1, X_2, \dots, X_n).
\end{aligned} \tag{7.4}$$

Note that in the right hand side of (7.4), $\pi_n(\mathcal{N}_{0M'}(\epsilon)|M', X_1, X_2, \dots, X_n)$ is the posterior when M' is fixed. Hence, this problem is fixed-dimensional.

In our case, observe that when $M < M_0$, then since $a_{M+1} = a_{M+2} = \dots = a_{M_0} = 0$ but $a_{01}, a_{02}, \dots, a_{0, M_0}$ are all non-zero, it follows that almost surely $K_1(\theta_{0M'}, \theta_{M'}) > \varepsilon$, for some $\varepsilon > 0$. Hence, for $M < M_0$, if $0 < \epsilon \leq \varepsilon$, $\lim_{n \rightarrow \infty} \pi_n(\mathcal{N}_{0M'}(\epsilon)|M', X_1, \dots, X_n) = 0$, almost surely.

If, on the other hand, $M > M_0$, then since $a_{0, M_0+1} = a_{0, M_0+2} = \dots = a_{0M} = 0$, but all the components of γ_M are bounded away from zero *a priori*, again there exists $\varepsilon > 0$ such that $K_1(\theta_{0M'}, \theta_{M'}) > \varepsilon$ almost surely. Hence for $0 < \epsilon \leq \varepsilon$, $\lim_{n \rightarrow \infty} \pi_n(\mathcal{N}_{0M'}(\epsilon)|M', X_1, \dots, X_n) = 0$, almost surely, if $M > M_0$.

Only if $M = M_0$, it follows from the proof in Section 5.1, that $\lim_{n \rightarrow \infty} \pi_n(\mathcal{N}_{0M'}(\epsilon)|M', X_1, \dots, X_n) = 1$ holds almost surely, for any $\epsilon > 0$.

■

Remark 17 It follows from Theorem 16 that asymptotic posterior normality holds in the same way as Theorem 12 when $M = M_0$. Moreover, it is worth mentioning that both posterior consistency and asymptotic posterior normality in the non-iid set up can be handled in the same way as in the iid case.

8 A brief overview of the simulation studies

For our simulation studies we consider the three *SDE* mixture models and the five normal mixture models for the random effects illustrated by Delattre *et al.* (2016) for their simulation experiments.

As the frequentist *MLE* based approach using the *EM* algorithm is already demonstrated by Delattre *et al.* (2016), here we focus on the Bayesian approach. Importantly, in all the cases we assume that the number of mixture components M , is unknown, and consider a prior for M . Since M is random in our approach, this makes the problem a variable-dimensional one, where the usual MCMC methods fail. We resort to TTMC to obtain samples from the variable-dimensional posterior.

Our variable-dimensional Bayesian approach is in sharp contrast with the approach of Delattre *et al.* (2016), where M is either considered known or held fixed after selecting a value using *BIC*. We demonstrate that even in the cases where the number of mixture components are not well-separated, our Bayesian methodology puts up quite reasonable performance, unlike the frequentist approach based on the *EM* algorithm and *BIC*. The complete details are presented in Section S-5 of the supplement.

9 Application to real stock market data

With the simulation experiments we have demonstrated the usefulness of our Bayesian approach to *SDE* mixtures. We now consider application of our *SDE* system to a real, stock market data. The data, available at www.nseindia.com, consists of 467 observations from August 5, 2013, to June 30, 2015, for 15 companies. For our purpose, we consider the “close price” of each company as our data $X(t)$. We are interested in understanding if the companies comprise a single cluster with respect to the close price time series.

9.1 Choice of the *SDE* random effects model

To select an appropriate model for the data, we first model the company-wise data sets by the available standard financial *SDE* models. These models are made available and amenable to easy implementation

in the “fitsde” package of R . We then obtain the best model among such models by BIC . Here the minimum value of BIC turned out to correspond to the $CKLS$ (Chan *et al.* (1992)) model. Denoting the data for the i -th company by $X_i(t)$, the $CKLS$ model is described by

$$dX_i(t) = (\theta_{1i} + \theta_{2i}X(t))dt + \theta_{3i}X_i(t)^{\theta_{4i}}dW_i(t). \quad (9.1)$$

We fix the values of θ_{3i} and θ_{4i} as estimated by the “fitsde” function.

In this application, we consider the bivariate random effects $\phi_i = (\theta_{1i}, \theta_{2i})$; $i = 1, \dots, 15$, assuming that for $i = 1, \dots, 15$,

$$\phi_i \stackrel{iid}{\sim} \sum_{k=1}^M a_k N_2(\mu_k, \Omega_k), \quad (9.2)$$

where $N_2(\mu_k, \Omega_k)$ stands for bivariate normal with mean μ_k and covariance matrix Ω_k , and given $M \geq 1$, for $k = 1, \dots, M$, $a_k \geq 0$ and $\sum_{k=1}^M a_k = 1$. This setup thus is of the form multidimensional linear random effects SDE of the form (S-4.3) discussed in Section S-4.

9.2 Prior structure

As in the simulation studies, we consider a uniform prior for M on $\{1, \dots, 30\}$. As in Das and Bhattacharya (2019), we assume the following prior structure for (μ_k, Ω_k) :

$$\begin{aligned} [\mu_k | \Omega_k] &\sim N_2(\mathbf{0}, \Omega_k); \\ [\Omega_k] &\sim W^{-1}\left(3, \tilde{\Omega}\right). \end{aligned}$$

In the above, $W^{-1}\left(3, \tilde{\Omega}\right)$ denotes the inverse-Wishart distribution with 3 degrees of freedom and positive definite scale matrix $\tilde{\Omega}$. In our application, we choose $\tilde{\Omega} = 10 \times \mathbb{I}_2$. Note that such a prior structure is a simple generalization of the one-dimensional mixtures considered in the simulation studies. Indeed, here we also use the same prior for (a_1, \dots, a_M) as in the simulation studies. We also experimented with other choices of the priors as detailed in Das and Bhattacharya (2019), but the results remained almost identical, suggesting considerable robustness of our Bayesian inference with respect to choice of the priors.

9.3 Implementation

Although implementation of TTMCMC in this case is more involved than in the one-dimensional mixture setups, the issue of multivariate mixture implementation was treated in details in Das and Bhattacharya (2019), who illustrate implementation up to 20-dimensional mixtures. We follow the general strategy used in their paper for our 2-dimensional setup. As in the simulation studies, we discard the first 15×10^5 TTMCMC iterations as burn-in and store one out of 150 iterations in the next 15×10^5 iterations, to obtain 10000 TTMCMC realizations. The time taken is only one minute for the entire exercise.

9.4 Results

In this applications, the posterior of M turned out to give full mass to 1; the result remained the same for the other priors and all starting values. This rules out any possibility of clustering among the companies. The trace plots of the relevant parameters, shown in Figure 9.1, signifies quite adequate mixing properties for all the relevant parameters. Figure 9.2 depicts the posterior densities of the relevant parameters, along with their 95% credible intervals. In particular, observe that the posterior distributions of the co-ordinates of μ are in keeping with the histograms of the co-ordinates of $\hat{\phi}_i = V_i^{-1}U_i$'s, shown in Figures 3(a) and 3(b), respectively, particularly with respect to their modal values.

Additionally, we have obtained the posterior predictive distributions of the 15 different SDE 's. To obtain these, for each company $i = 1, \dots, 15$, for every TTMCMC-generated realization of the parameters, we simulated ϕ_i from the mixture distribution (9.2), using which we obtained a realization of the SDE (9.1). Thus, for each i , we obtained 10000 realizations of (9.1), using which we computed point-wise 95% credible intervals for each time point. The credible intervals and the actual time series data for the 15 companies are shown in Figures 9.3 and 9.4. We focus on only the first 10 time points as the upper limits of the credible intervals increase very rapidly with time. The diagrams show that the actual time series data are wholly contained in the credible intervals, for all the companies, indicating adequate model fit.

10 Summary and discussion

In this work, we consider the random effect parameter having mixture of normal distributions. Inherent flexibility of the mixture framework offers far greater generality compared to normal distributions considered so far in this direction of research. Even in this setup we are able to prove strong consistency and asymptotic normality of the MLE and in the corresponding Bayesian framework we establish posterior consistency and asymptotic normality of the posterior distribution, our results encompassing both *iid* and non-*iid* situations, for both the paradigms. It is important to note that no extra assumptions are needed besides the assumptions of Maitra and Bhattacharya (2016) and Maitra and Bhattacharya (2015) to conclude the corresponding results under the consideration of normal mixture. In other words, without any extra assumption we could achieve asymptotic results regarding the random effect parameters having a much larger class of distributions, which seems to hold importance from theoretical and practical perspectives. Importantly, we have also developed the Bayesian asymptotic theory when the number of mixture components is unknown and considered random.

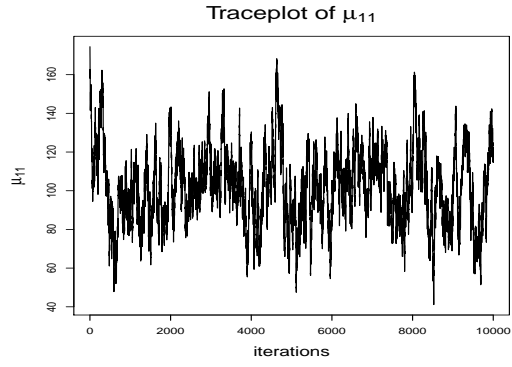
Although Delattre *et al.* (2016) also considered the SDE mixture model, they required an extra, strong assumption to prove even weak consistency of MLE in the *iid* setup, compared to our stronger, almost sure convergence result, without the assumption. Moreover, the weak consistency result in the *iid* situation is the only asymptotic result they provided, while we delved into consistency and asymptotic normality of both MLE and the Bayesian posterior distribution, in both *iid* and non-*iid* setups, even when the number mixture components is random.

In all our simulation studies and the real stock market data analysis we fitted the data assuming that the number of mixture components is unknown and implemented our Bayesian methodology with TTMCMC in those variable-dimensional models. Excellent performance of our methods in all the cases lead us to recommend the variable-dimensional Bayesian paradigm to be implemented with TTMCMC. In contrast, the classical BIC based method of Delattre *et al.* (2016) often yielded poor performance when the number of mixtures is unknown.

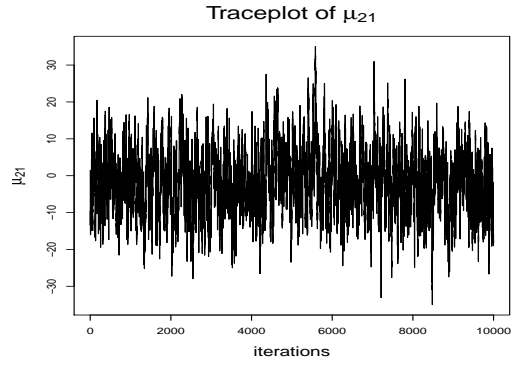
In this work we have considered one dimensional SDE s. The generalization of our asymptotic theories to high dimensions will be considered in our future endeavors.

Acknowledgments

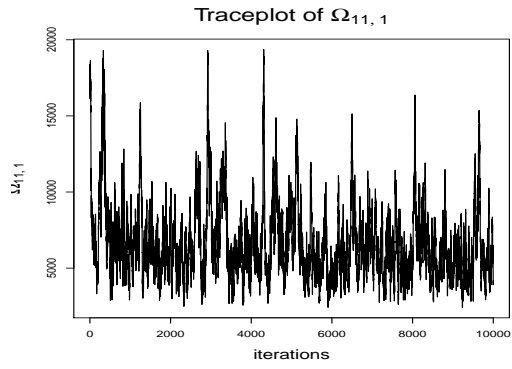
We are extremely grateful to the referee whose comments have led to improved presentation of our manuscript. The first author gratefully acknowledges her NBHM Fellowship, Govt. of India.



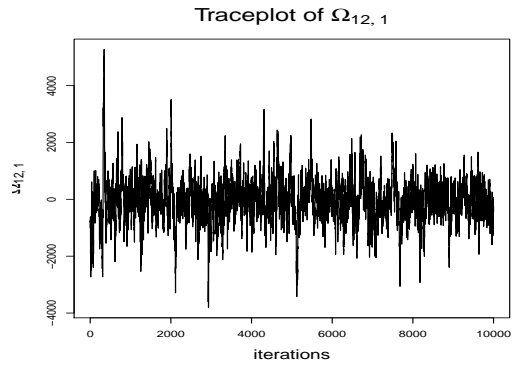
(a) Trace plot of μ_{11} .



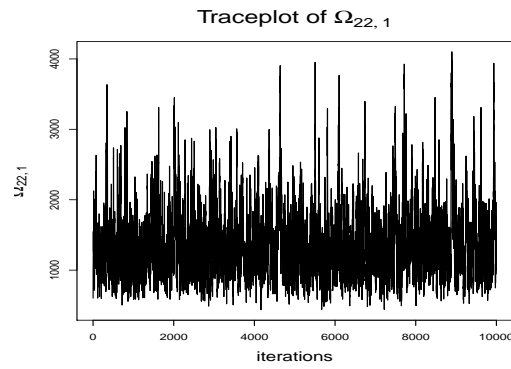
(b) Trace plot of μ_{21} .



(c) Trace plot of $\Omega_{11,1}$.

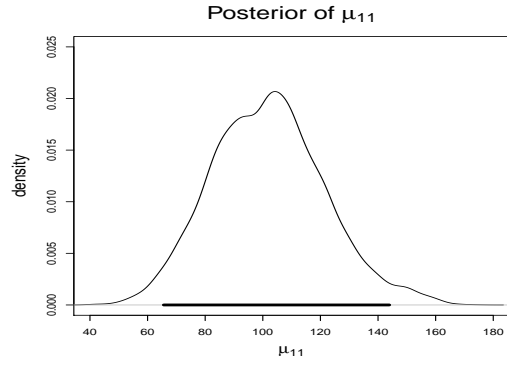


(d) Trace plot of $\Omega_{12,1}$.

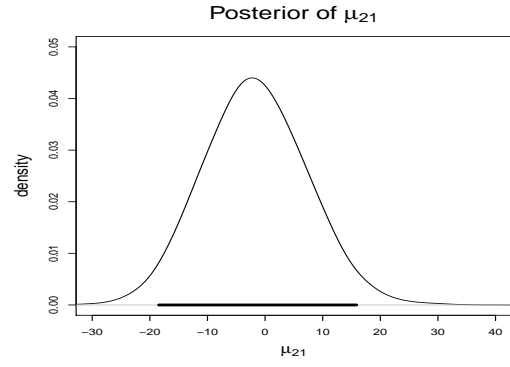


(e) Trace plot of $\Omega_{22,1}$.

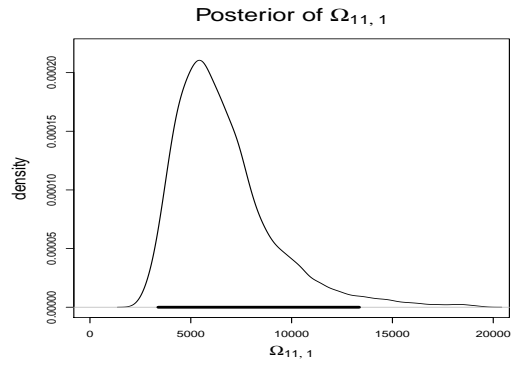
Figure 9.1: **TTMCMC for the real data case:** Trace plots of μ_{11} , μ_{21} , $\Omega_{11,1}$, $\Omega_{12,1}$ and $\Omega_{22,1}$.



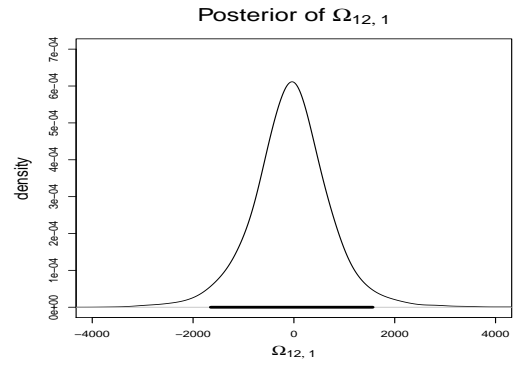
(a) Posterior of μ_{11} .



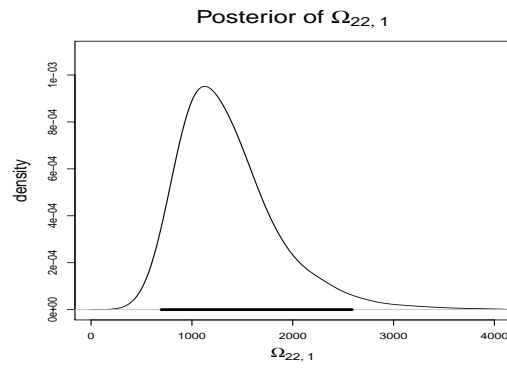
(b) Posterior of μ_{21} .



(c) Posterior of $\Omega_{11,1}$.

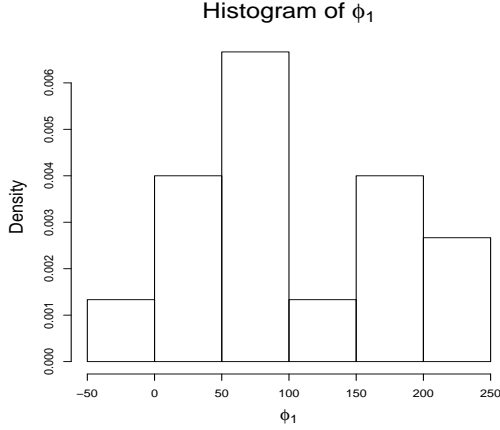


(d) Posterior of $\Omega_{12,1}$.

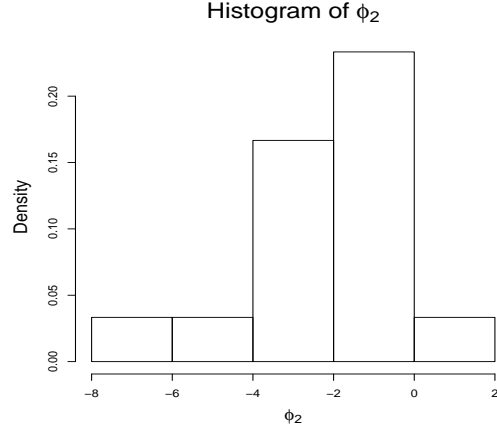


(e) Posterior of $\Omega_{22,1}$.

Figure 9.2: **TTMCMC for the real data case:** Posteriors of μ_{11} , μ_{21} , $\Omega_{11,1}$, $\Omega_{12,1}$ and $\Omega_{22,1}$.



(a) **Realdata analysis:** Histogram of the first co-ordinate of $\hat{\phi}_i$'s.



(b) **Realdata analysis:** Histogram of the second co-ordinate of $\hat{\phi}_i$'s.

renewcommand10.0S-0

Supplementary Material

S-1 Proof that differentiation can be passed under the integral sign

Let us denote the marginal distribution of $\{X_i(t) : t \in [0, T]\}$ by Q_θ^i on (C_T, \mathcal{C}_T) , where C_T is the space of real continuous functions on $[0, T]$ and \mathcal{C}_T is the corresponding σ -algebra. Recall that $\theta = (\gamma, \beta) = (a_1, \dots, a_M, \mu_1, \dots, \mu_M, \omega_1^2, \dots, \omega_M^2)$.

Let $\tau = (1, 0, \dots, 0, \mu_1^*, \dots, \mu_M^*, \omega_1^{*2}, \dots, \omega_M^{*2})$ and set

$$\begin{aligned}
 p_1(\theta) &= \frac{\lambda_1(X_1, \theta)}{\lambda_1(X_1, \tau)} \\
 &= \frac{\sum_{k=1}^M \frac{a_k}{(1+\omega_k^2 V_1)^{1/2}} \exp \left[-\frac{V_1}{2(1+\omega_k^2 V_1)} \left(\mu_k - \frac{U_1}{V_1} \right)^2 \right] \exp \left(\frac{U_1^2}{2V_1} \right)}{\frac{1}{(1+\omega_1^{*2} V_1)^{1/2}} \exp \left[-\frac{V_1}{2(1+\omega_1^{*2} V_1)} \left(\mu_1^* - \frac{U_1}{V_1} \right)^2 \right] \exp \left(\frac{U_1^2}{2V_1} \right)} \\
 &= \sum_{k=1}^M \frac{a_k (1 + \omega_1^{*2} V_1)^{\frac{1}{2}}}{(1 + \omega_k^2 V_1)^{\frac{1}{2}}} \exp \left[-\frac{V_1}{2(1 + \omega_k^2 V_1)} \left(\mu_k - \frac{U_1}{V_1} \right)^2 + \frac{V_1}{2(1 + \omega_1^{*2} V_1)} \left(\mu_1^* - \frac{U_1}{V_1} \right)^2 \right]
 \end{aligned} \tag{S-1.1}$$

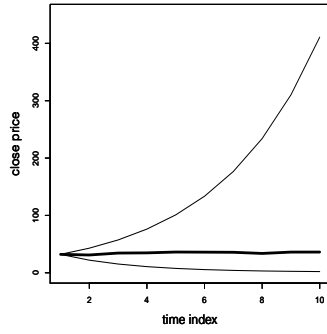
so that $\int_{C_T} p_1(\theta) dQ_\tau^1 = 1$. The assurance of interchange of integration with respect to Q_τ^1 and differentiation with respect to θ implies interchange of integration with respect to Q_θ^1 and differentiation with respect to θ . So, here we will justify interchange of integration with respect to Q_τ^1 and differentiation with respect to θ .

Note that

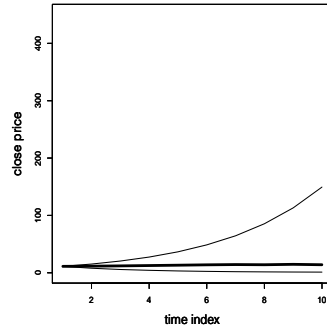
$$\frac{\partial p_1(\theta)}{\partial a_k} \leq (1 + \omega_1^{*2} V_1)^{\frac{1}{2}} \exp \left[-\frac{V_1}{2(1 + \omega_k^2 V_1)} \left(\mu_k - \frac{U_1}{V_1} \right)^2 + \frac{V_1}{2(1 + \omega_1^{*2} V_1)} \left(\mu_1^* - \frac{U_1}{V_1} \right)^2 \right]. \tag{S-1.2}$$

Let

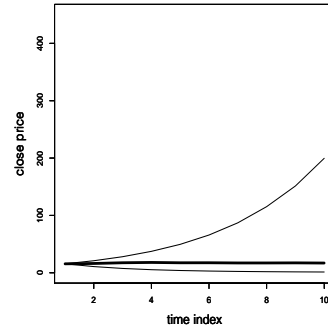
$$\bar{\mu}^2 = \max\{\mu_k^2, \mu_1^{*2}\}; \quad \underline{\mu}^2 = \min\{\mu_k^2, \mu_1^{*2}\}; \quad \underline{\omega} = \min\{\omega_k, \omega_1^*\}.$$



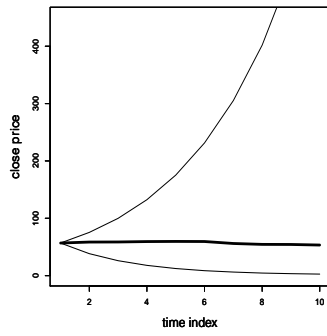
(c)



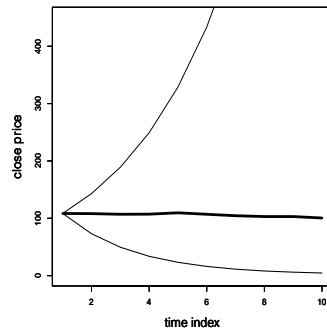
(d)



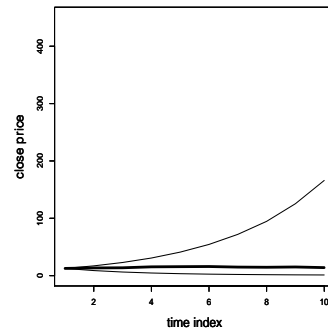
(e)



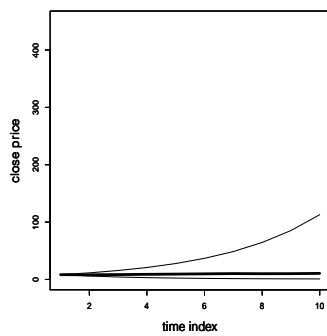
(f)



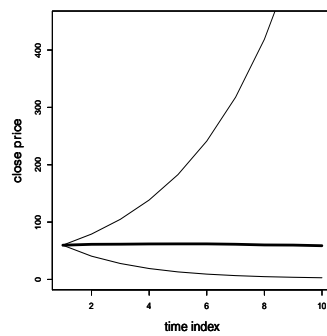
(g)



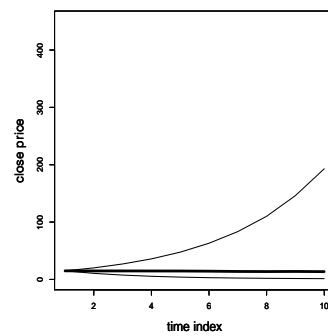
(h)



(i)



(j)



(k)

Figure 9.3: **Realdata analysis:** Posterior predictive pointwise 95% credible intervals of the times series for the companies. The thick curves denote the actual data.

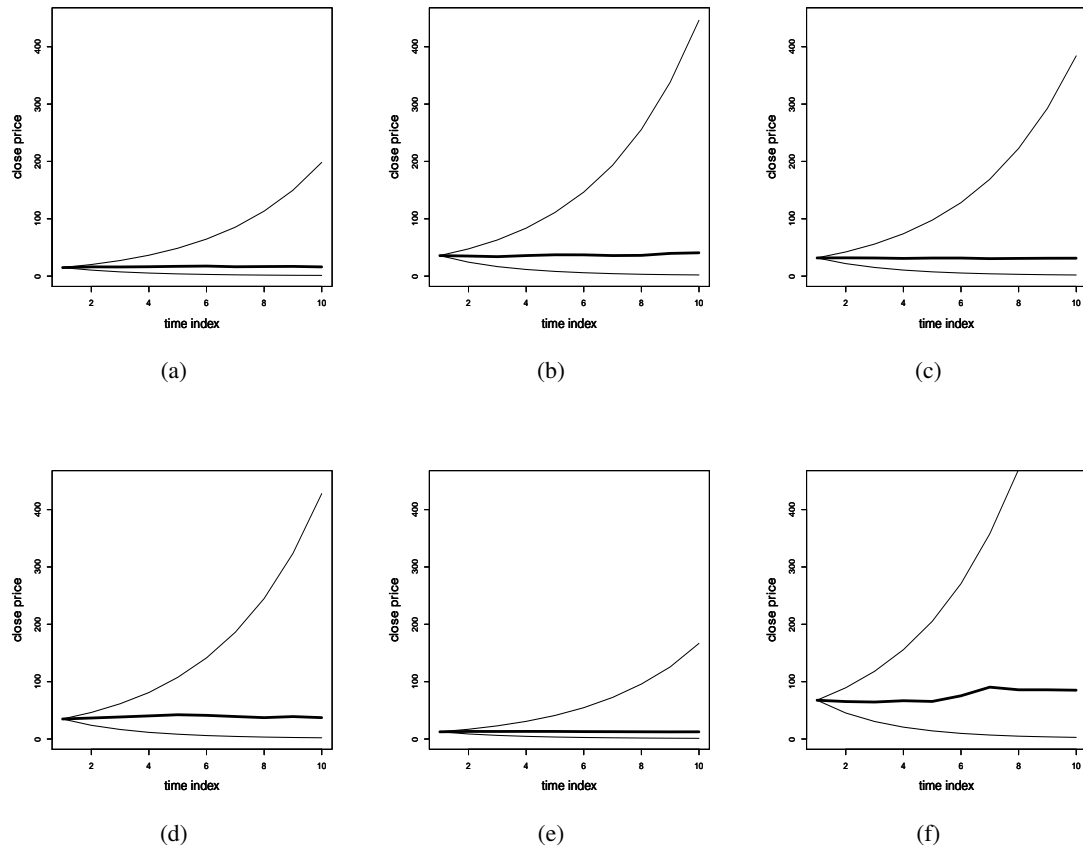


Figure 9.4: **Realdata analysis:** Posterior predictive pointwise 95% credible intervals of the times series for the companies. The thick curves denote the actual data.

Now

$$\begin{aligned} \mu_k^2 - 2\mu_k \frac{U_1}{V_1} + \frac{U_1^2}{V_1^2} &\geq \underline{\mu}^2 - 2\mu_k \frac{U_1}{V_1} + \frac{U_1^2}{V_1^2} \\ \implies -\left(\mu_k^2 - 2\mu_k \frac{U_1}{V_1} + \frac{U_1^2}{V_1^2}\right) &\leq -\left(\underline{\mu}^2 - 2\mu_k \frac{U_1}{V_1} + \frac{U_1^2}{V_1^2}\right). \end{aligned} \quad (\text{S-1.3})$$

Also,

$$\mu_1^{*2} - 2\mu_1^* \frac{U_1}{V_1} + \frac{U_1^2}{V_1^2} \leq \bar{\mu}^2 - 2\mu_1^* \frac{U_1}{V_1} + \frac{U_1^2}{V_1^2}, \quad (\text{S-1.4})$$

$$\frac{V_1}{2(1 + \omega_k^2 V_1)} \leq \frac{V_1}{2(1 + \underline{\omega}^2 V_1)} \quad \text{and} \quad \frac{V_1}{2(1 + \omega_1^{*2} V_1)} \leq \frac{V_1}{2(1 + \underline{\omega}^2 V_1)}. \quad (\text{S-1.5})$$

Due to (S-1.3), (S-1.4) and (S-1.5) it follows that

$$\begin{aligned} \frac{\partial p_1(\theta)}{\partial a_k} &\leq (1 + \omega_1^{*2} V_1)^{\frac{1}{2}} \exp \left[-\frac{V_1}{2(1 + \omega^2 V_1)} \left(\underline{\mu}^2 - 2\mu_k \frac{U_1}{V_1} + \frac{U_1^2}{V_1^2} \right) \right. \\ &\quad \left. + \frac{V_1}{2(1 + \underline{\omega}^2 V_1)} \left(\bar{\mu}^2 - 2\mu_1^* \frac{U_1}{V_1} + \frac{U_1^2}{V_1^2} \right) \right] \\ &= (1 + \omega_1^{*2} V_1)^{\frac{1}{2}} \exp \left[\frac{V_1}{2(1 + \underline{\omega}^2 V_1)} (\bar{\mu}^2 - \underline{\mu}^2) + \frac{U_1}{(1 + \underline{\omega}^2 V_1)} (\mu_k - \mu_1^*) \right] \\ &\leq (1 + \omega_1^{*2} V_1)^{\frac{1}{2}} \exp \left[\frac{1}{2\underline{\omega}^2} (\bar{\mu}^2 - \underline{\mu}^2) + \frac{U_1}{(1 + \underline{\omega}^2 V_1)} (\mu_k - \mu_1^*) \right] = K_1(U_1, V_1) \text{ (say),} \end{aligned}$$

where the last inequality follows as $\frac{V_1}{2(1 + \omega^2 V_1)} < \frac{1}{2\underline{\omega}^2}$. Note that $K_1(U_1, V_1)$ has finite expectation, that is, integrable with respect to Q_τ^1 , thanks to existence of all order moments of V_1 , Lemma 1 of Delattre *et al.* (2013), and the Cauchy-Schwartz inequality.

Further, with $\mu_{\max} = \max \{|\mu_1|, \dots, |\mu_M|\}$, note that,

$$\left| \frac{\partial p_1}{\partial \mu_k} \right| \leq K_1(U_1, V_1) [V_1 \mu_{\max} + |U_1|]; \quad (\text{S-1.6})$$

$$\left| \frac{\partial p_1}{\partial \omega_k^2} \right| \leq K_1(U_1, V_1) [V_1 + (V_1 \mu_{\max} + |U_1|)^2]; \quad (\text{S-1.7})$$

$$\left| \frac{\partial^2 p_1}{\partial \mu_k^2} \right| \leq K_1(U_1, V_1) [V_1 + (V_1 \mu_{\max} + |U_1|)^2]; \quad (\text{S-1.8})$$

$$\left| \frac{\partial^2 p_1}{\partial \omega_k^2 \partial \omega_k^2} \right| \leq K_1(U_1, V_1) \left[V_1^2 + 3 \left(V_1^{3/2} \mu_{\max} + V_1^{1/2} |U_1| \right)^2 + (V_1 \mu_{\max} + |U_1|)^4 \right]; \quad (\text{S-1.9})$$

$$\left| \frac{\partial^2 p_1}{\partial \mu_k \partial \omega_k^2} \right| \leq K_1(U_1, V_1) \left[2(V_1^2 \mu_{\max} + V_1 |U_1|) + (V_1 \mu_{\max} + |U_1|)^3 \right], \quad (\text{S-1.10})$$

where each upper bound has finite expectation. This easily follows due to existence of all order moments of V_1 and $|U_1|$ (which follows from Lemma 1 of Delattre *et al.* (2013)), compactness of the parameter space, the fact that the expectation of $K_1(U_1, V_1)$ is finite, and the Cauchy-Schwartz inequality. Therefore, the interchange is justified.

S-2 Upper bounds of the third order partial derivatives of log-likelihood

Likelihood corresponding to the i -th individual is

$$\lambda_i(X_i, \theta) = \sum_{k=1}^M a_k f(X_i | \beta_k),$$

where

$$f(X_i | \beta_k) = \frac{1}{(1 + \omega_k^2 V_i)^{1/2}} \exp \left[-\frac{V_i}{2(1 + \omega_k^2 V_i)} \left(\mu_k - \frac{U_i}{V_i} \right)^2 \right] \exp \left(\frac{U_i^2}{2V_i} \right).$$

Hence we obtain,

$$\left| \frac{f}{\lambda} \right| \leq 1; \quad (\text{S-2.1})$$

$$\left| \frac{1}{\lambda} \frac{\partial f}{\partial \mu} \right| \leq [V \mu_{\max} + V|U|]; \quad (\text{S-2.2})$$

$$\left| \frac{1}{\lambda} \frac{\partial f}{\partial \omega^2} \right| \leq [V + (V \mu_{\max} + |U|)^2]; \quad (\text{S-2.3})$$

$$\left| \frac{1}{\lambda} \frac{\partial^2 f}{\partial \mu^2} \right| \leq [V + (V \mu_{\max} + |U|)^2]; \quad (\text{S-2.4})$$

$$\left| \frac{1}{\lambda} \frac{\partial^2 f}{\partial \omega^2 \partial \omega^2} \right| \leq \left[V^2 + 3 \left(V^{3/2} \mu_{\max} + V^{1/2} |U| \right)^2 + (V \mu_{\max} + |U|)^4 \right]; \quad (\text{S-2.5})$$

$$\left| \frac{1}{\lambda} \frac{\partial^2 f}{\partial \mu \partial \omega^2} \right| \leq \left[2(V^2 \mu_{\max} + V|U|) + (V \mu_{\max} + |U|)^3 \right]; \quad (\text{S-2.6})$$

$$\left| \frac{1}{\lambda} \frac{\partial^3 f}{\partial \mu^3} \right| \leq \left[3(V^2 \mu_{\max} + V|U|) + (V \mu_{\max} + |U|)^3 \right]; \quad (\text{S-2.7})$$

$$\left| \frac{1}{\lambda} \frac{\partial^3 f}{\partial \mu^2 \partial \omega^2} \right| \leq \left[2V^2 + 3 \left(V^{3/2} \mu_{\max} + V^{1/2} |U| \right)^2 + (V \mu_{\max} + |U|)^4 \right]; \quad (\text{S-2.8})$$

$$\left| \frac{1}{\lambda} \frac{\partial^3 f}{\partial \mu \partial \omega^2 \partial \omega^2} \right| \leq \left[4(V^3 \mu_{\max} + V^2 |U|) + 4 \left(V^{4/3} \mu_{\max} + V^{1/3} |U| \right)^3 + (V \mu_{\max} + |U|)^5 \right]; \quad (\text{S-2.9})$$

$$\left| \frac{1}{\lambda} \frac{\partial^3 f}{\partial \omega^2 \partial \omega^2 \partial \omega^2} \right| \leq \left[2V^3 + 11(V^2 \mu_{\max} + V|U|)^2 + 5 \left(V^{5/4} \mu_{\max} + V^{1/4} |U| \right)^4 + (V \mu_{\max} + |U|)^6 \right], \quad (\text{S-2.10})$$

where each of the upper bounds has finite expectation. This can be seen from the existence of all order moments of V and $|U|$ (which follows from Lemma 1 of Delattre *et al.* (2013)), along with the compactness of the parameter space, and using the Cauchy-Schwartz inequality.

S-3 Non-multiplicative random effects

So far we have considered systems of *SDEs* with multiplicative random effects given by (1.1). However, it is possible to consider models of the following form with non-multiplicative random effects (see, for example, Delattre *et al.* (2016)):

$$dX_i(t) = (\phi_i b(X_i(t)) + a(X_i(t)))dt + \sigma(X_i(t))dW_i(t), \quad \text{with } X_i(0) = x^i, \quad i = 1, \dots, n, \quad (\text{S-3.1})$$

Under the assumptions that $a(\cdot)$ and $b(\cdot)$ are Lipschitz continuous on \mathbb{R} , $\sigma(\cdot)$ is Hölder continuous with exponent $\alpha \in [\frac{1}{2}, 1]$ on \mathbb{R} , and $\int_0^{T_i} \frac{b^2(X_i(s)) + a^2(X_i(s))}{\sigma^2(X_i(s))} < \infty$ almost surely for $i \geq 1$, it follows that the

form likelihood of the i -th individual remains the same as (2.1), with V_i remaining the same as before and U_i having the form $U_i = \int_0^{T_i} \frac{b(X_i(s))}{\sigma^2(X_i(s))} (dX_i(s) - a(X_i(s))ds)$. Note that this is the density with respect to the measure associated with (S-3.1) where $\phi_i = 0$.

It is easy to perceive that all our asymptotic results with respect to (S-3.1) remain the same as before.

S-4 Multidimensional linear random effects

Here we consider d -dimensional random effect, that is, we consider SDE s of the following form:

$$dX_i(t) = \phi_i^T \mathbf{b}(X_i(t))dt + \sigma(X_i(t))dW_i(t), \quad \text{with } X_i(0) = x^i, \quad i = 1, \dots, n. \quad (\text{S-4.1})$$

where $\phi_i = (\phi_i^1, \phi_i^2, \dots, \phi_i^d)^T$ is a d -dimensional random vector and $\mathbf{b}(x) = (b^1(x), b^2(x), \dots, b^d(x))^T$ is a function from \mathbb{R} to \mathbb{R}^d . Here $b(x, \varphi) = \sum_{i=1}^d \varphi^i b^i(x)$ satisfies (H1). We consider ϕ_i having, say, M mixture of normal distributions having expectation vectors μ_k and covariance matrices Ω_k for $k = 1, \dots, M$, with density

$$g(\varphi, \theta) d\nu(\varphi) \equiv \sum_{k=1}^M a_k N(\mu_k, \Omega_k)$$

such that $a_k \geq 0$ for $k = 1, \dots, M$ and $\sum_{k=1}^M a_k = 1$. Here the parameter set is

$$\theta = (a_1, \mu_1, \Omega_1, \dots, a_M, \mu_M, \Omega_M) = (\gamma, \beta),$$

where, $\gamma = (a_1, \dots, a_M)$, and $\beta = (\beta_1, \dots, \beta_M)$, where, for $k = 1, \dots, M$, $\beta_k = (\mu_k, \Omega_k)$.

The sufficient statistics for $i = 1, \dots, n$ are

$$U_i = \int_0^{T_i} \frac{\mathbf{b}(X_i(s))}{\sigma^2(X_i(s))} dX_i(s)$$

and

$$V_i = \int_0^{T_i} \frac{\mathbf{b}(X_i(s))\mathbf{b}^T(X_i(s))}{\sigma^2(X_i(s))} ds.$$

Note that U_i are d -dimensional random vectors and V_i are random matrices of order $d \times d$. As in Delattre *et al.* (2013) we need to assume that V_i is positive definite for each $i \geq 1$ and for all θ .

By Lemma 2 of Delattre *et al.* (2013) it follows, almost surely, for all $i \geq 1$, for $1 \leq k \leq M$ and for all θ , that $V_i + \Omega_k^{-1}$, $\mathbb{I}_d + V_i \Omega_k$, $\mathbb{I}_d + \Omega_k V_i$ are invertible.

Setting $R_i^{-1} = (\mathbb{I}_d + V_i \Omega_k)^{-1} V_i$ we have

$$\lambda_i(X_i, \theta) = \sum_{k=1}^M a_k f(X_i | \beta_k), \quad (\text{S-4.2})$$

where

$$f(X_i | \beta_k) = \frac{1}{\sqrt{\det(\mathbb{I}_d + V_i \Omega_k)}} \exp \left(-\frac{1}{2} (\mu_k - V_i^{-1} U_i)^T R_i^{-1} (\mu_k - V_i^{-1} U_i) \right) \exp \left(\frac{1}{2} U_i^T V_i^{-1} U_i \right) \quad (\text{S-4.3})$$

The asymptotic investigation for both classical and Bayesian paradigms in this multidimensional case can be carried out in the same way as the one-dimensional problem, using Theorem 5 of Maitra and Bhattacharya (2016) with relevant modifications and Proposition 10 (i) of Delattre *et al.* (2013) which is valid here for each (μ_k, Ω_k) .

S-5 Simulation studies

For our convenience, we denote the SDE models by the following: for $i \geq 1$ and $t \in [0, T]$,

$$SDE_1 : dX_i(t) = \phi_i X_i(t)dt + \sigma dW_i(t), X_i(0) = x; \quad (S-5.1)$$

$$SDE_2 : dX_i(t) = (\phi_i - X_i(t))dt + \sigma dW_i(t), X_i(0) = x; \quad (S-5.2)$$

$$SDE_3 : dX_i(t) = (\phi_i X_i(t) + 2\sigma^2)dt + 2\sigma \sqrt{X_i(t)}dW_i(t), X_i(0) = x. \quad (S-5.3)$$

As in Delattre *et al.* (2016), we choose $\sigma = 0.1$, $x = 1$, $T = 1$. Note that although SDE_1 is of the form (1.1) with multiplicative random effect, SDE_2 and SDE_3 are of the form (S-3.1). Unless otherwise stated, $n = 100$. For sampling the discrete paths, we divide $[0, T]$ into T/δ intervals, each of length δ . We set $\delta = 0.0002$.

For the distribution of ϕ , we choose the following 5 normal mixture distributions, as in Delattre *et al.* (2016):

$$\pi_1 : 0.5N(-0.5, 0.25^2) + 0.5N(-1.8, 0.25^2); \quad (S-5.4)$$

$$\pi_2 : 0.7N(-0.5, 0.5^2) + 0.3N(-1.8, 0.5^2); \quad (S-5.5)$$

$$\pi_3 : 0.2N(-0.5, 0.25^2) + 0.3N(-3.5, 0.25^2) + 0.5N(-5.5, 0.25^2); \quad (S-5.6)$$

$$\pi_4 : 0.2N(-0.5, 0.25^2) + 0.3N(-1.8, 0.25^2) + 0.5N(-2.5, 0.25^2); \quad (S-5.7)$$

$$\pi_5 : 0.2N(-0.5, 0.5^2) + 0.3N(-1.8, 0.5^2) + 0.5N(-2.5, 0.5^2). \quad (S-5.8)$$

S-5.1 Prior structure for our postulated mixture model

In all the simulation studies, we choose the uniform prior for M on $\{1, 2, \dots, M_{\max}\}$, with $M_{\max} = 30$. We reparameterize ω_k^2 as $\omega_k^2 = \exp(-\tau_k)$, where $\tau_k \sim \log(\mathcal{G}(s/2, S/2))$. Here, for positive a and b , $\mathcal{G}(a, b)$ denotes the gamma distribution with mean a/b and variance a/b^2 . Given ω_k^2 , we assume that $[\mu_k | \omega_k^2] \sim N(\mu_0, \psi \omega_k^2)$. For the prior on a_k 's, we write $a_k = \frac{\exp(w_k)}{\sum_{j=1}^M \exp(w_j)}$, where $w_j \stackrel{iid}{\sim} N(\mu_w, \sigma_w^2)$. All these choices are motivated by Das and Bhattacharya (2019). Further, we set the standard choices $s = S = 2 \times 0.1$ and $\mu_w = 0$ in all our simulation experiments. We choose σ_w^2 to be 0.5 and 0.35 for the different simulation studies. These somewhat small variances reflect our belief that the a_k 's are approximately the same *a priori*. The values of ψ and σ_w^2 are particularly chosen to ensure good mixing properties of TTMC and little uncertainty about the posterior of M . As it turned out, when π_1 and π_2 are the true models, $\psi = 10$ and $\sigma_w^2 = 0.5$ achieved this purpose, while for π_3 , π_4 and π_5 , $\psi = 100$ and $\sigma_w^2 = 0.35$ were the most appropriate in terms of ensuring good mixing and small uncertainty about M *a posteriori*.

S-5.2 Implementation details

For TTMC, we implement Algorithm S-3.1 of the supplement of Das and Bhattacharya (2019), with additive transformation driven by the standard normal density on the positive part of the real line. We set equal probabilities for birth (emergence of a new mixture component), death (deletion of an existing mixture component) and no-change (no change to the number of mixture components) moves, and equal probabilities for the forward (addition of a scaled, positive standard normal variable to the current value of any given parameter co-ordinate) and backward (subtraction of a scaled, positive standard normal variable from the current value of any given parameter co-ordinate) transformations. We choose all the scales of the additive transformation to be 0.5. As we shall demonstrate, these choices led to excellent mixing properties of our TTMC algorithm. For all the experiments, we discarded the first 15×10^5 TTMC iterations as burn-in and stored one in 150 out of a further 15×10^5 iterations to obtain 10000 realizations from the variable-dimensional posteriors. Our codes, all written in C, are implemented on a 64-bit 4-core laptop with 7.6 GB memory, 2.3 GHz processor speed. When the true

models are two-component mixtures, the entire TTMC implementation takes 2-3 minutes, while for the three component mixtures, our codes take 3-4 minutes. When $n = 200$, as we consider in one of our simulation based illustrations, then it takes about 5 minutes for the two-component mixtures.

S-5.3 First simulation study: SDE_1 with π_1

Here we simulate data in accordance with π_1 and SDE_1 and fit our mixture model with a maximum of 30 components. The trace plots and the posterior density estimates of the parameters are provided in Figures S-5.1 and S-5.2, respectively.

The trace plots indicate excellent mixing of all the unknowns and the posterior plots in Figure S-5.2 show that all the true values, represented by the vertical lines fall well within the respective 95% credible regions, denoted by the thick horizontal line. The posterior probabilities of $M = 2$ and $M = 3$ turned out to be 0.8772 and 0.1228, respectively, and all other values of M have zero posterior mass. Thus, the true value, $M_0 = 2$ receives significantly larger posterior probability compared to all the other values.

In other words, our Bayesian method puts up excellent performance in this experiment. Since the mixture components of π_1 are well-separated, this is to be expected.

The overall acceptance rate of our algorithm in this case is about 2%.

S-5.4 Second simulation study: SDE_1 with π_2

We now simulate the data in accordance with π_2 and SDE_1 and again fit our mixture model with a maximum of 30 components. Since the mixture components of π_2 are not as well-separated as in π_1 , this setup is somewhat more challenging than the previous one.

However, the trace plots and the posterior density estimates of the parameters are provided in Figures S-5.3 and S-5.4, demonstrate excellent performance, despite the more challenging nature of the problem. The overall acceptance rate of our algorithm in this case is about 8%.

Here the posterior distribution of M gave positive mass to $M = 1, 2, 3$, with the respective probabilities being 0.2258, 0.6391 and 0.1351. Although the posterior probability of $M = 2$ is less than in the previous case of well-separated components, this is still very significantly large compared to the posterior probabilities of the other components, demonstrating that the Bayesian method has handled the challenge quite efficiently.

S-5.5 Third simulation study: SDE_2 with π_1

When the true model is given by SDE_2 and π_1 , the trace plots and the posterior density estimates of the parameters are provided in Figures S-5.5 and S-5.6, respectively. The performance, as indicated by the plots, is again very satisfactory. Here $M = 2$ and $M = 3$ got the posterior probabilities 0.7549 and 0.2451, and all other values received the zero posterior probability. The overall acceptance rate in this case is about 2%.

S-5.6 Fourth simulation study: SDE_2 with π_2

In this case, the relevant diagrams provided in Figures S-5.7 and S-5.8, again indicate quite satisfactory performance. Here $M = 2$ and $M = 3$ received the posterior probabilities 0.8492 and 0.1508, respectively. The overall acceptance rate in this case is about 4%.

S-5.7 Fifth simulation study: SDE_2 with π_3

Figures S-5.9 and S-5.10, the relevant posterior plots associated with SDE_2 and π_3 indicate excellent mixing as before and satisfactory performance. The overall acceptance rate here is about 2%.

In this case, $M = 3$ and $M = 4$ received the posterior probabilities 0.8228 and 0.1418, respectively, while all the other values received the zero posterior probability.

S-5.8 Sixth simulation study: SDE_2 with π_4

In this case, the mixture components are not well-separated, and as demonstrated by Delattre *et al.* (2016), selection of M by BIC leads to unsatisfactory results. Our Bayesian approach, however, overcomes this challenge by acknowledging variable dimensionality and by employing TTMC. Figures S-5.11 and S-5.12, the relevant posterior plots associated with SDE_2 and π_4 indicate excellent mixing as before and satisfactory performance. The overall acceptance rate here is about 2.5%.

In this case, $M = 2$, $M = 3$ and $M = 4$ received the posterior probabilities 0.0328, 0.8138 and 0.1534, respectively, while all the other values received the zero posterior probability. In other words, our Bayesian approach successfully identifies the true number of components, unlike BIC .

S-5.9 Seventh simulation study: SDE_2 with π_5

In this example, the mixture components are severely ill-separated, and Table 4 of Delattre *et al.* (2016) shows that the BIC approach in this case selects 1 or 2 mixture components, instead of the correct value $M_0 = 3$. However, our Bayesian approach based on TTMC again successfully captures the correct number of components. Indeed, $M = 1, 2, 3, 4$ received the posterior probabilities 0.0641, 0.295, 0.4668 and 0.1505, respectively. Figures S-5.13 and S-5.14 demonstrates quite adequate performance of our approach. The overall acceptance rate here is about 5.9%.

S-5.10 Eighth simulation study: SDE_3 with π_1

In this case as well, excellent mixing is vindicated by the trace plots shown in Figure S-5.15. Furthermore, as shown in Figure S-5.16, all the true values well-captured by our Bayesian approach. The posterior probabilities of $M = 2$ and $M = 3$ turned out to be 0.8629 and 0.1371, so that all other values of M have zero posterior mass. The overall acceptance rate of our algorithm in this case is about 2.5%.

S-5.11 Ninth simulation study: SDE_3 with π_2

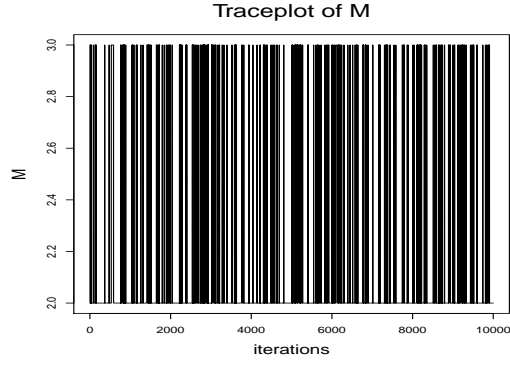
In this setup, as usual, excellent mixing is demonstrated by the trace plots shown in Figure S-5.17. However, Figure S-5.18 shows that the true values of μ_2 and ω_2^2 do not fall within the respective 95% credible intervals. Also, $M = 1, 2, 3, 4$ receive posterior mass 0.6840, 0.2657, 0.0444 and 0.0059, respectively, showing that the true number of components, $M_0 = 2$, does not receive the maximum posterior probability. An examination of the histogram of $\hat{\phi}_i = U_i/V_i$, shown in Figure 19(a), where the dark vertical lines represent the values -0.5 and -1.8 , reveals that it is indeed very difficult to identify $\mu_2 = -1.8$, which is very ill-supported by the data. Consequently, the joint prior and posterior dependence between μ_2 and ω_2^2 seems to be responsible for pulling the significant posterior mass of ω_2^2 away from the true value.

We repeated the experiment with $n = 200$. The new histogram of $\hat{\phi}_i$, depicted in Figure 19(b), seems to be more informative about $\mu_2 = -1.8$ than Figure 19(a). That the modified posterior probabilities of $M = 1$ and $M = 2$ are 0.0956 and 0.9044, respectively, with all other values of M having zero posterior probability confirms this. Figure S-5.19 suggests excellent mixing as before and Figure S-5.20 shows that all the true values are now within the 95% credible intervals of the modified posterior.

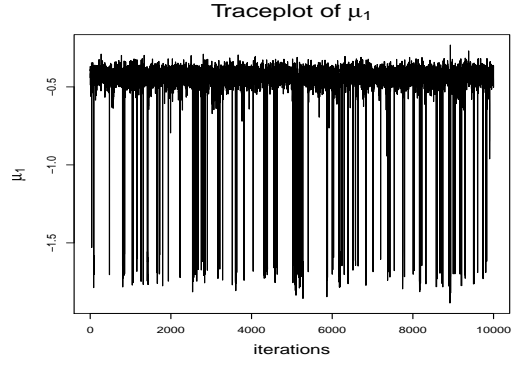
The overall acceptance rate of our algorithm in this case is about 5.3%.

References

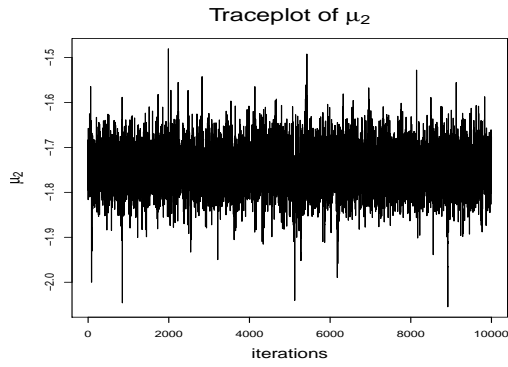
- Atienza, N., J. G.-H., Munoz-Pichardo, J., and Villa, R. (2005). Some Integrability Results on Exponential Families. Technical report. Available at “<http://www.personal.us.es/natienza/inves/docu/technical1.pdf>”.
- Banfield, J. and Raftery, A. (1993). Model Based Gaussian and non-Gaussian Clustering. *Biometrics*, **49**, 803–821.



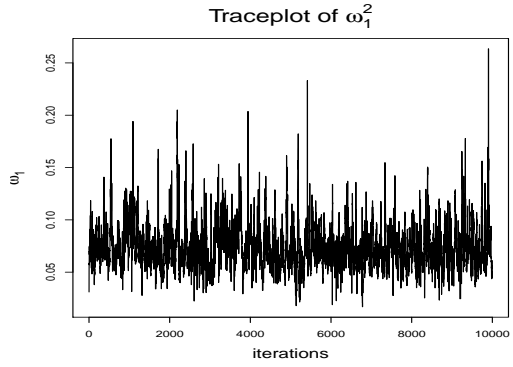
(a) Trace plot of M .



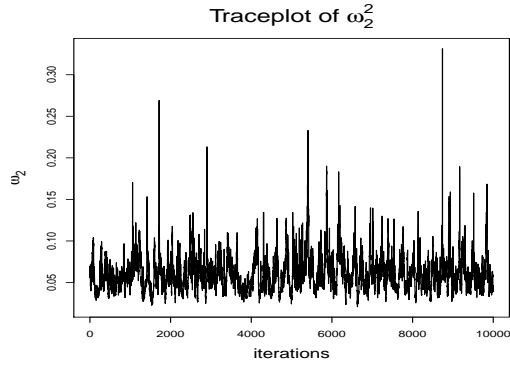
(b) Trace plot of μ_1 .



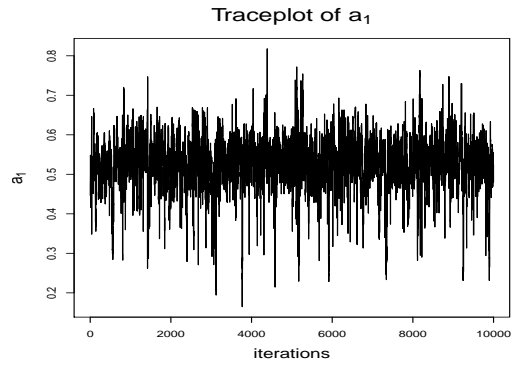
(c) Trace plot of μ_2 .



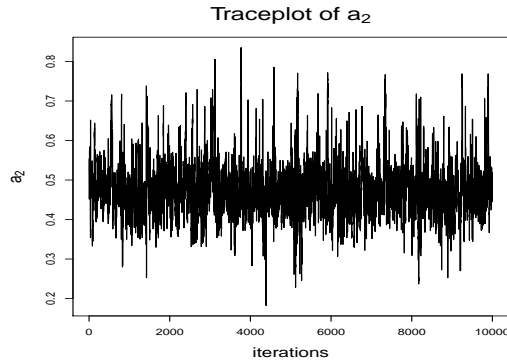
(d) Trace plot of ω_1^2 .



(e) Trace plot of ω_2^2 .

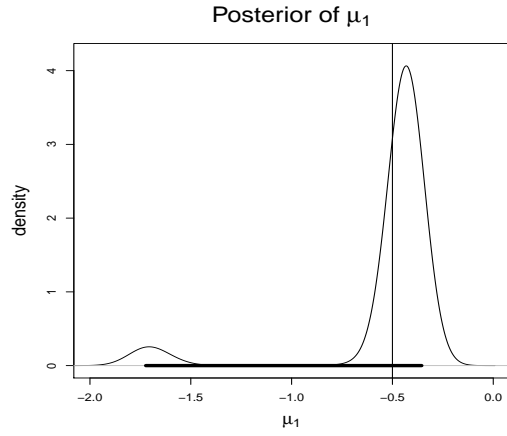


(f) Trace plot of a_1 .

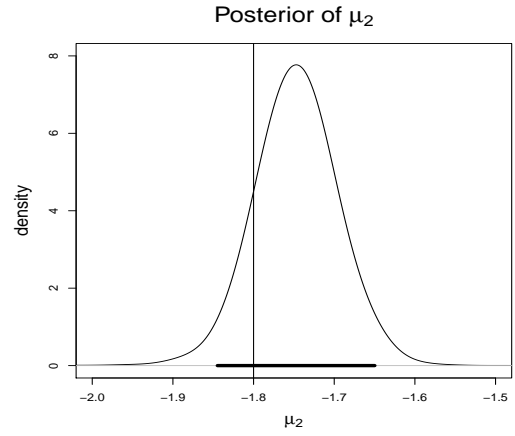


(g) Trace plot of a_2 .

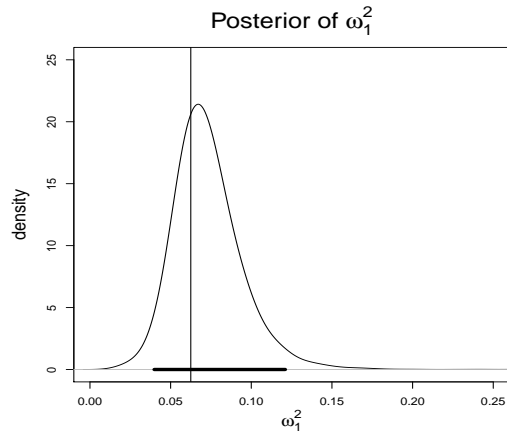
Figure S-5.1: TTMCMC for SDE_1 and π_1 : Trace plots of M , μ_1 , μ_2 , ω_1^2 , ω_2^2 , a_1 and a_2 .



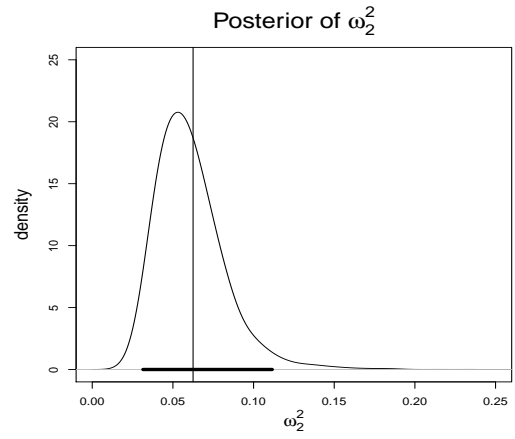
(a) Posterior of μ_1 .



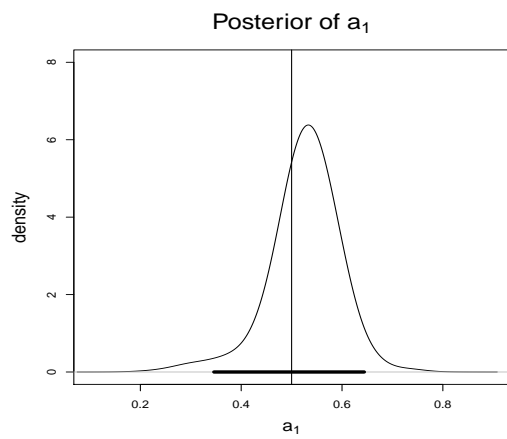
(b) Posterior of μ_2 .



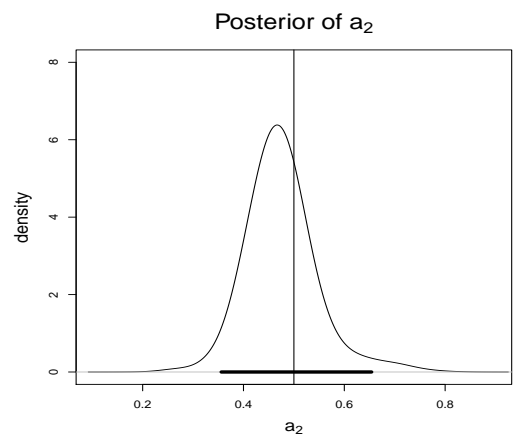
(c) Posterior of ω_1^2 .



(d) Posterior of ω_2^2 .

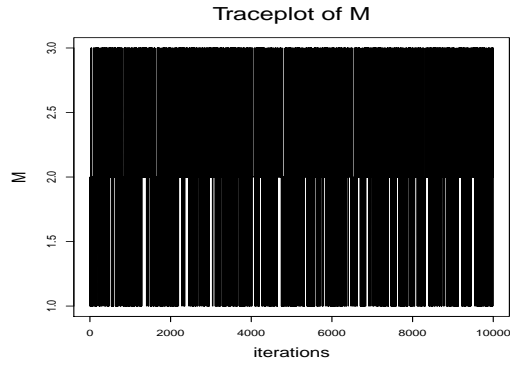


(e) Posterior of a_1 .

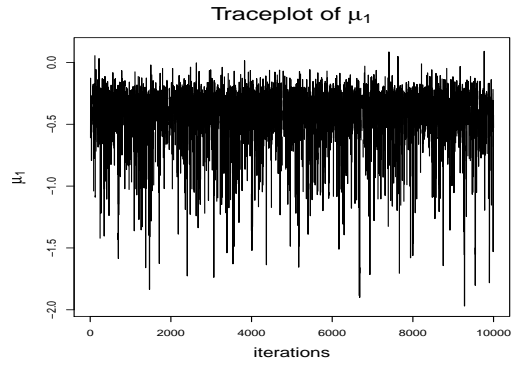


(f) Posterior of a_2 .

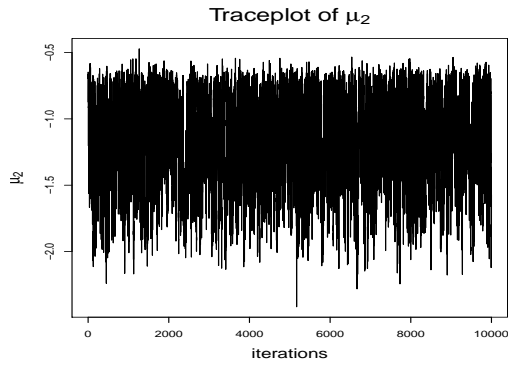
Figure S-5.2: **TTMCMC for SDE_1 and π_1** : Posteriors of M , μ_1 , μ_2 , ω_1^2 , ω_2^2 , a_1 and a_2 . The vertical lines stand for the true values, while the thick horizontal lines denote the 95% credible intervals.



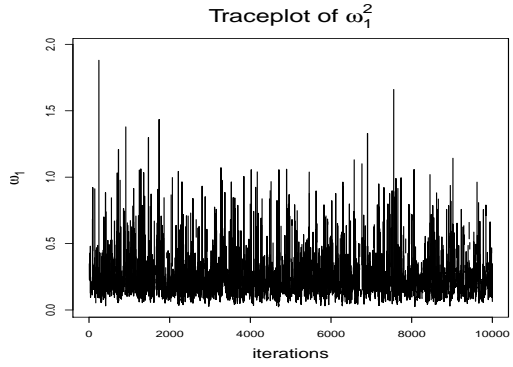
(a) Trace plot of M .



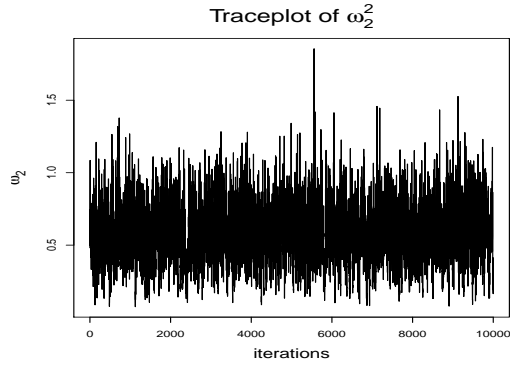
(b) Trace plot of μ_1 .



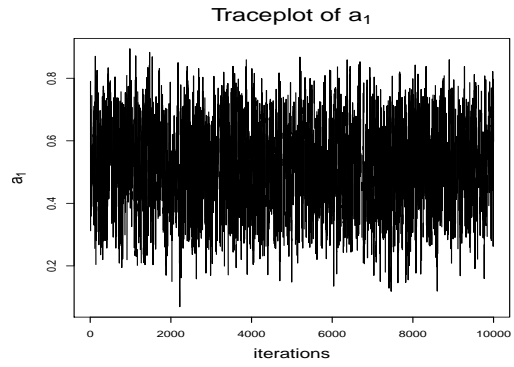
(c) Trace plot of μ_2 .



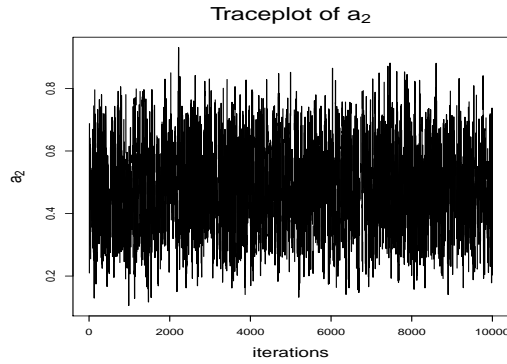
(d) Trace plot of ω_1^2 .



(e) Trace plot of ω_2^2 .

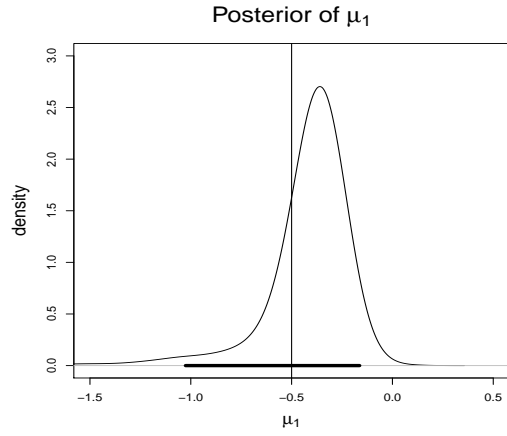


(f) Trace plot of a_1 .

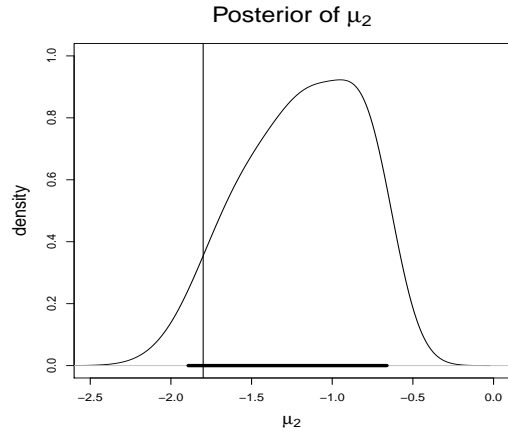


(g) Trace plot of a_2 .

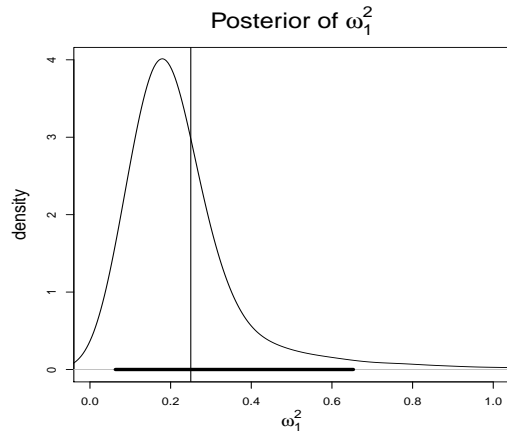
Figure S-5.3: TTMCMC for SDE_1 and π_2 : Trace plots of M , μ_1 , μ_2 , ω_1^2 , ω_2^2 , a_1 and a_2 .



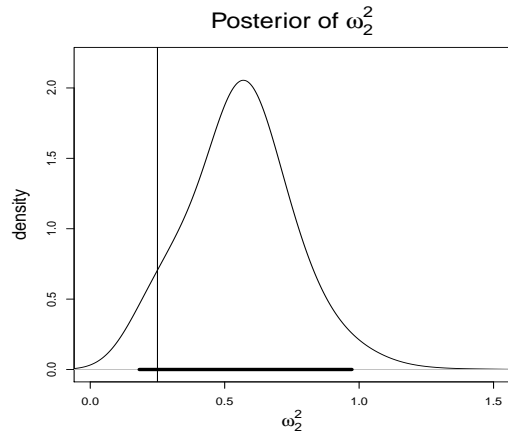
(a) Posterior of μ_1 .



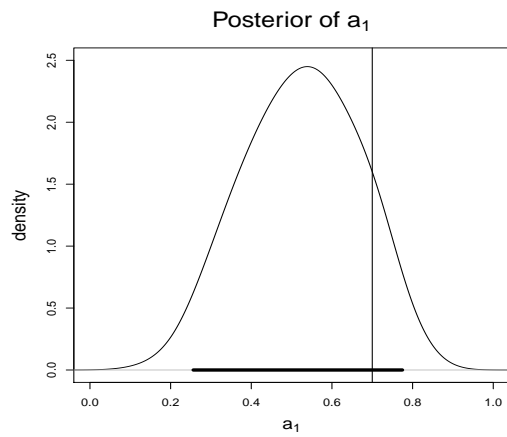
(b) Posterior of μ_2 .



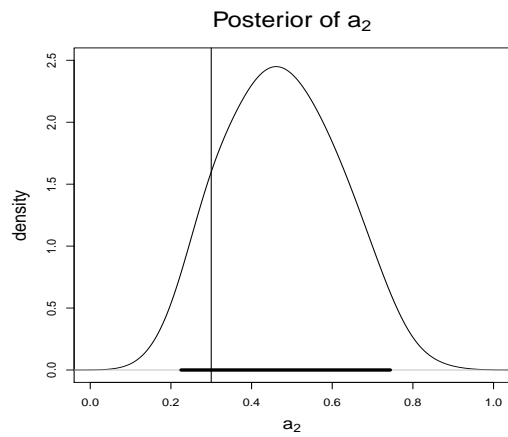
(c) Posterior of ω_1^2 .



(d) Posterior of ω_2^2 .

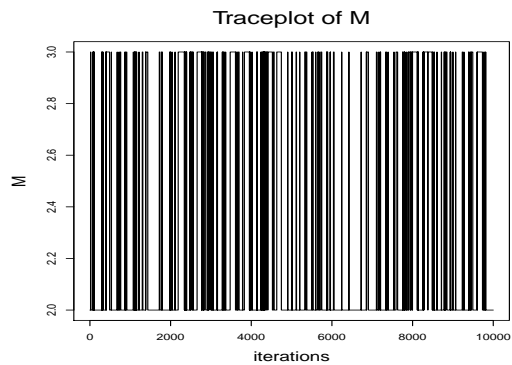


(e) Posterior of a_1 .

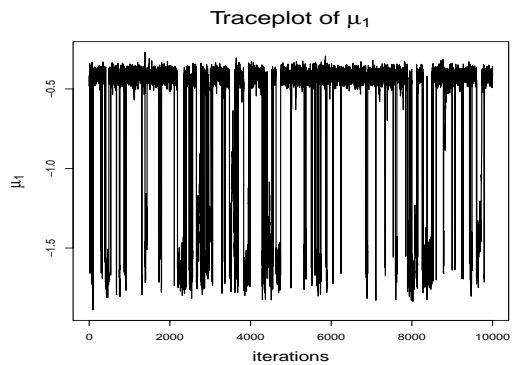


(f) Posterior of a_2 .

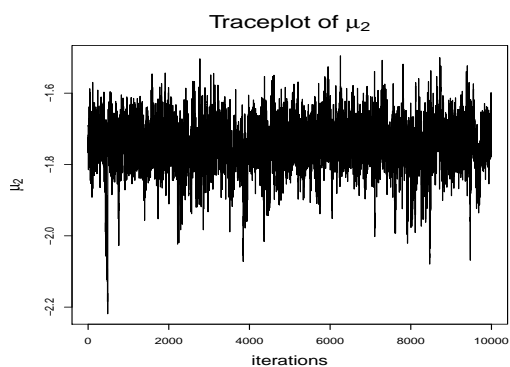
Figure S-5.4: **TTMCMC for SDE_1 and π_2** : Posteriors of M , μ_1 , μ_2 , ω_1^2 , ω_2^2 , a_1 and a_2 . The vertical lines stand for the true values, while the thick horizontal lines denote the 95% credible intervals.



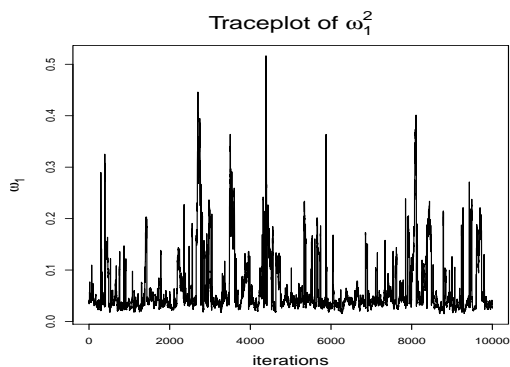
(a) Trace plot of M .



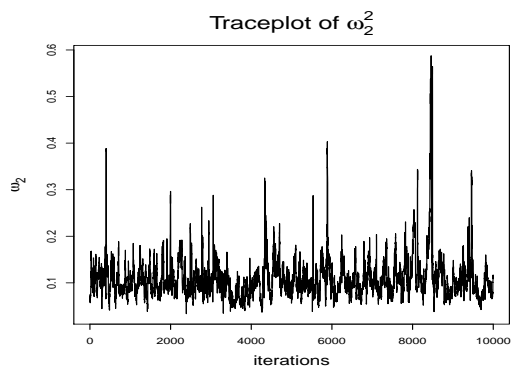
(b) Trace plot of μ_1 .



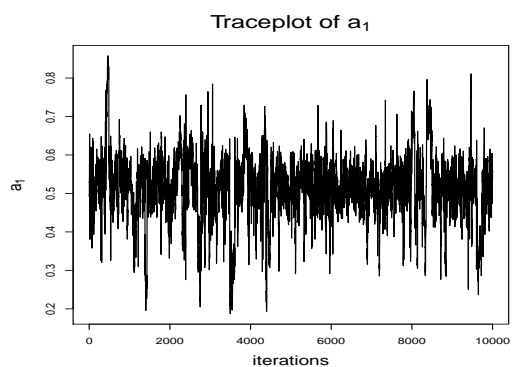
(c) Trace plot of μ_2 .



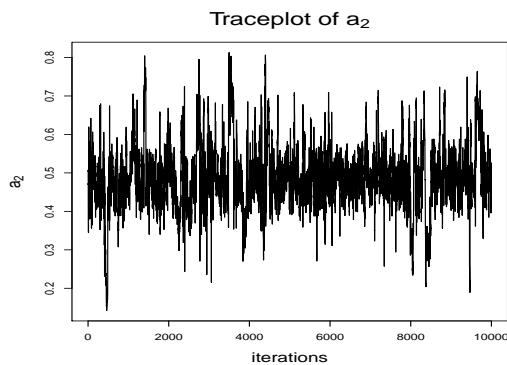
(d) Trace plot of ω_1^2 .



(e) Trace plot of ω_2^2 .

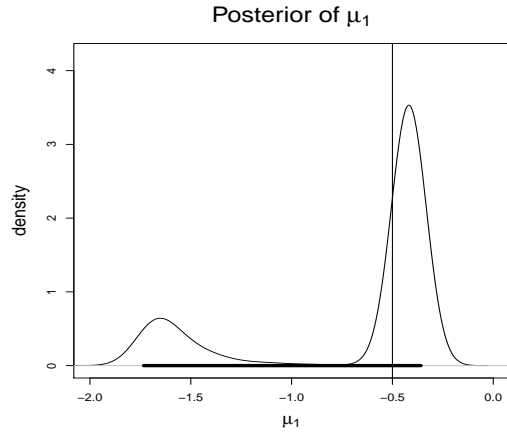


(f) Trace plot of a_1 .

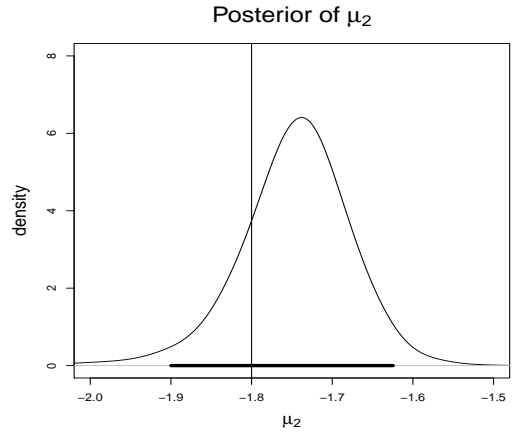


(g) Trace plot of a_2 .

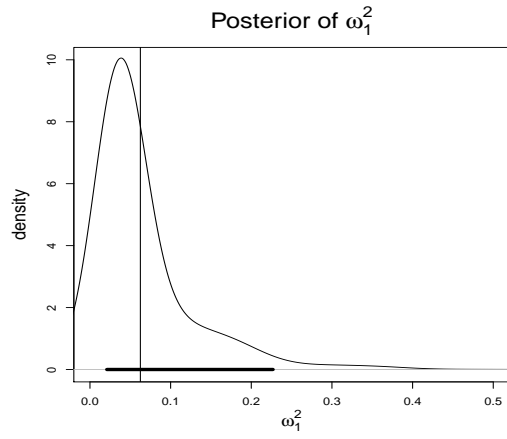
Figure S-5.5: TTMCMC for SDE_2 and π_1 : Trace plots of M , μ_1 , μ_2 , ω_1^2 , ω_2^2 , a_1 and a_2 .



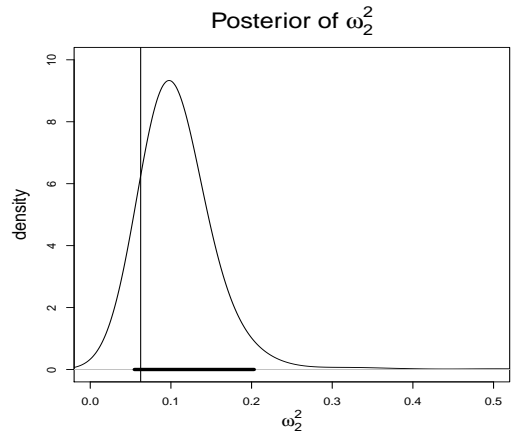
(a) Posterior of μ_1 .



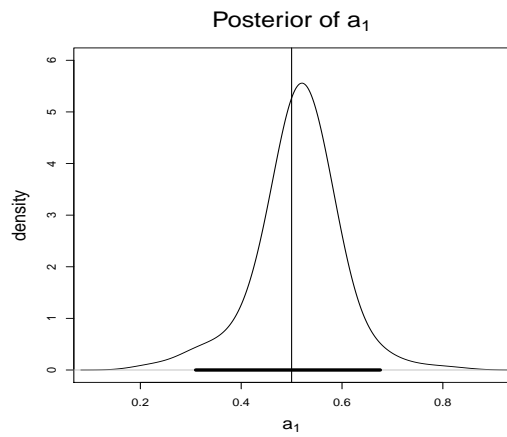
(b) Posterior of μ_2 .



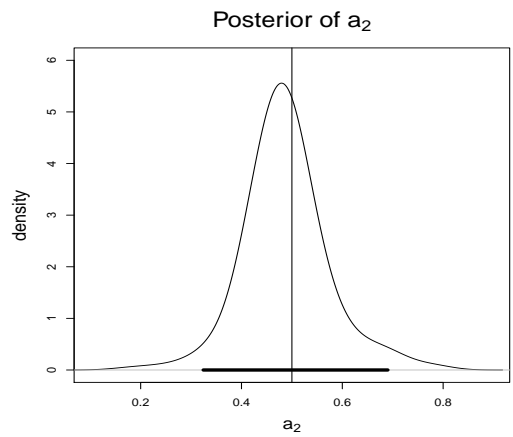
(c) Posterior of ω_1^2 .



(d) Posterior of ω_2^2 .

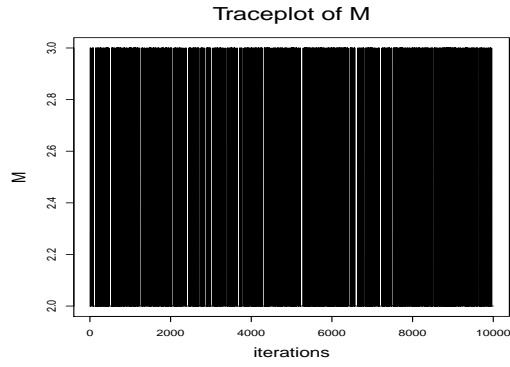


(e) Posterior of a_1 .

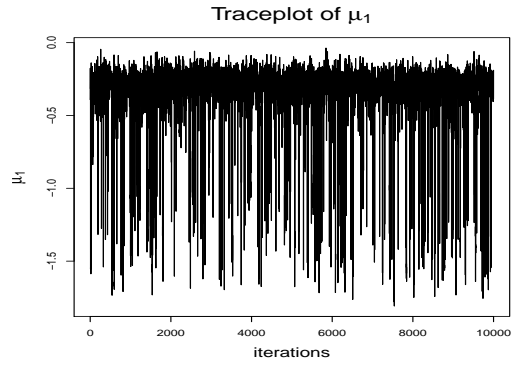


(f) Posterior of a_2 .

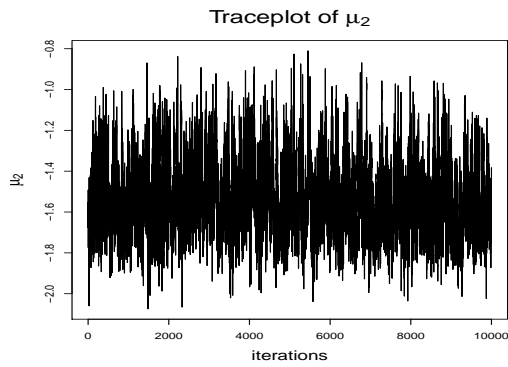
Figure S-5.6: **TTMCMC for SDE_2 and π_1** : Posteriors of M , μ_1 , μ_2 , ω_1^2 , ω_2^2 , a_1 and a_2 . The vertical lines stand for the true values, while the thick horizontal lines denote the 95% credible intervals.



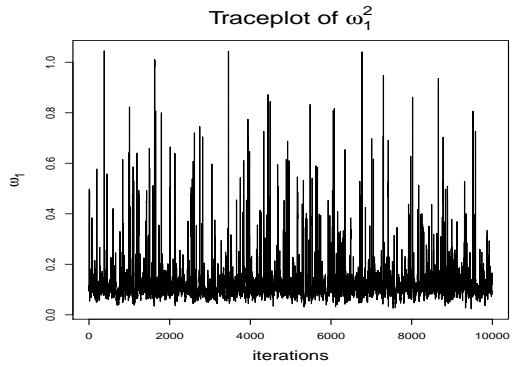
(a) Trace plot of M .



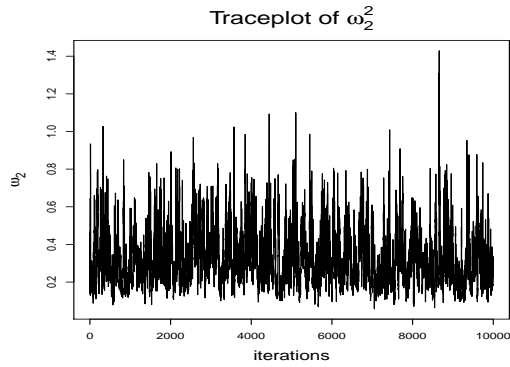
(b) Trace plot of μ_1 .



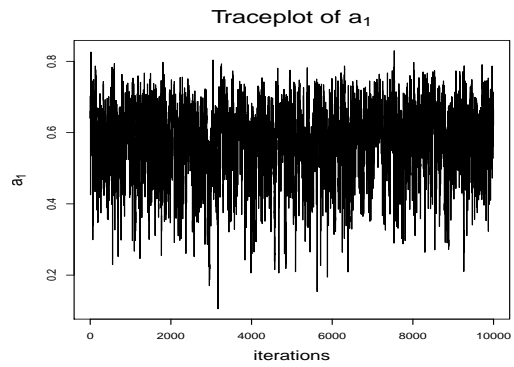
(c) Trace plot of μ_2 .



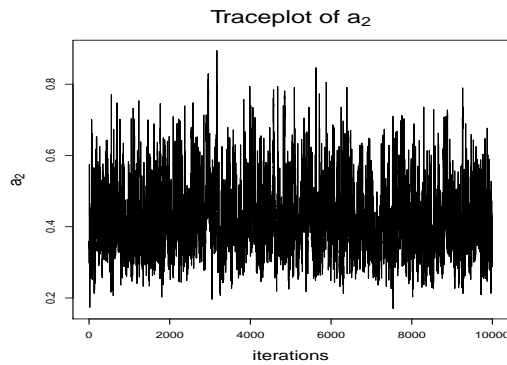
(d) Trace plot of ω_1^2 .



(e) Trace plot of ω_2^2 .

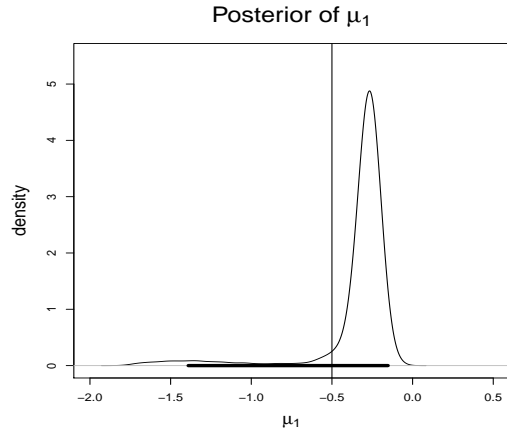


(f) Trace plot of a_1 .

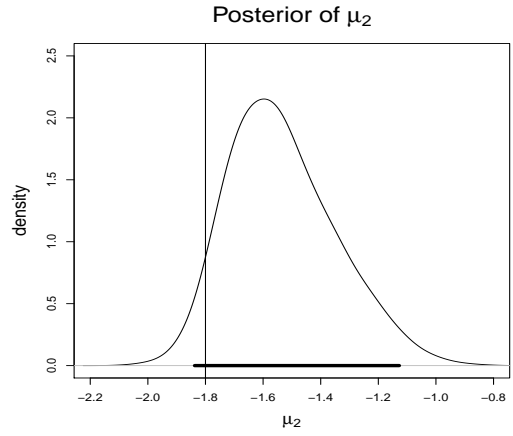


(g) Trace plot of a_2 .

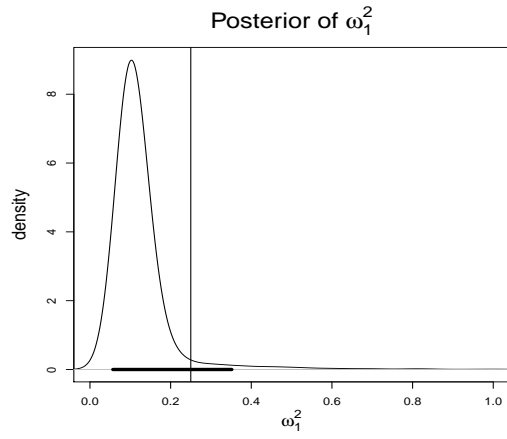
Figure S-5.7: TTMCMC for SDE_2 and π_2 : Trace plots of M , μ_1 , μ_2 , ω_1^2 , ω_2^2 , a_1 and a_2 .



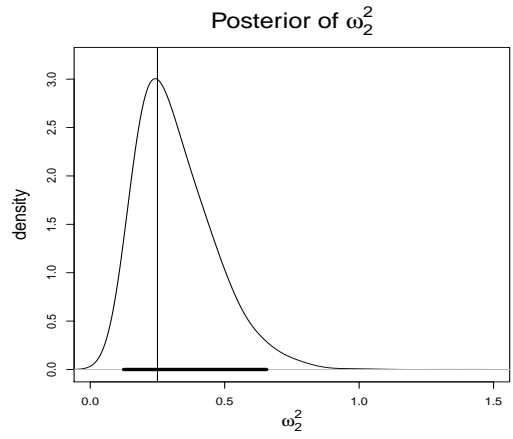
(a) Posterior of μ_1 .



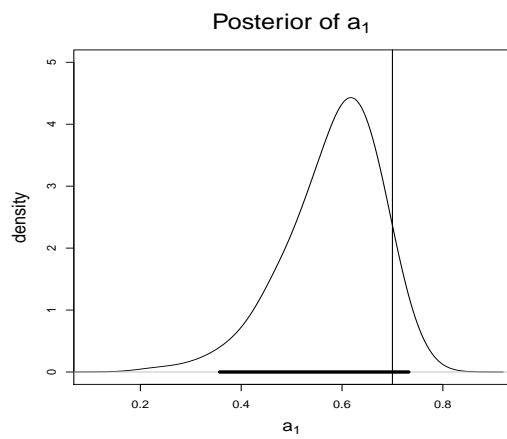
(b) Posterior of μ_2 .



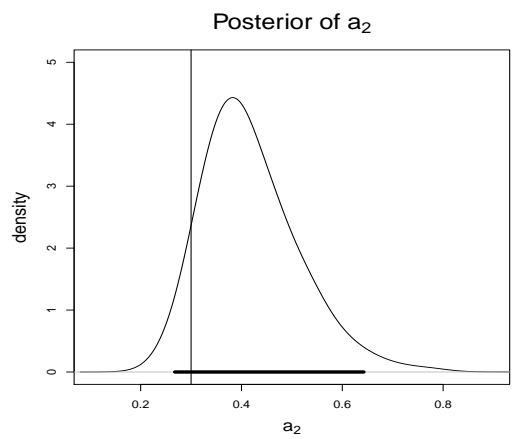
(c) Posterior of ω_1^2 .



(d) Posterior of ω_2^2 .

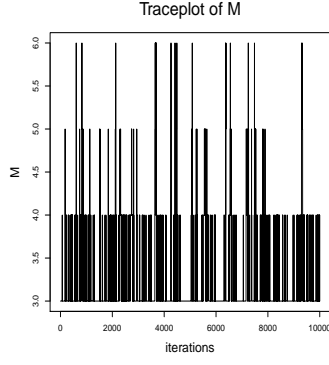


(e) Posterior of a_1 .

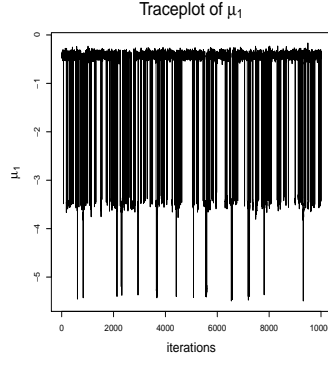


(f) Posterior of a_2 .

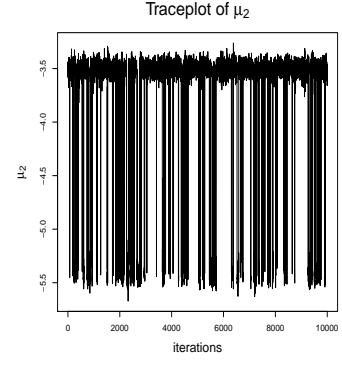
Figure S-5.8: **TTMCMC for SDE_2 and π_2** : Posteriors of M , μ_1 , μ_2 , ω_1^2 , ω_2^2 , a_1 and a_2 . The vertical lines stand for the true values, while the thick horizontal lines denote the 95% credible intervals.



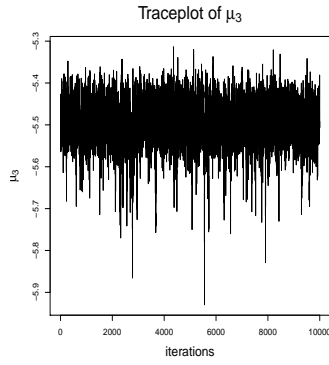
(a) Trace plot of M .



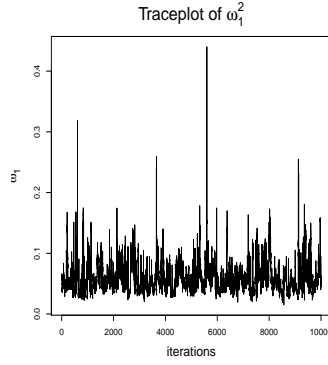
(b) Trace plot of μ_1 .



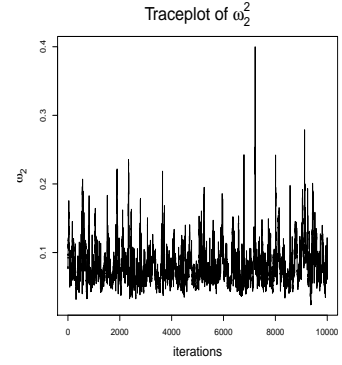
(c) Trace plot of μ_2 .



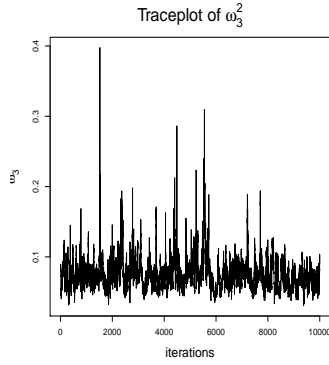
(d) Trace plot of μ_3 .



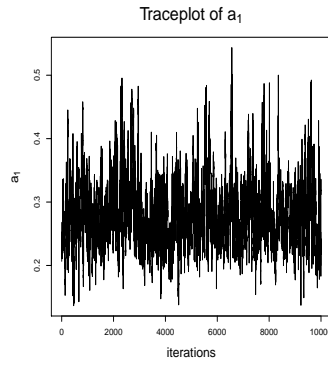
(e) Trace plot of ω_1^2 .



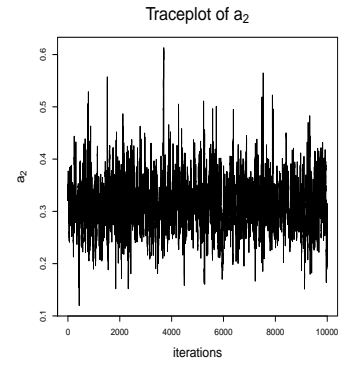
(f) Trace plot of ω_2^2 .



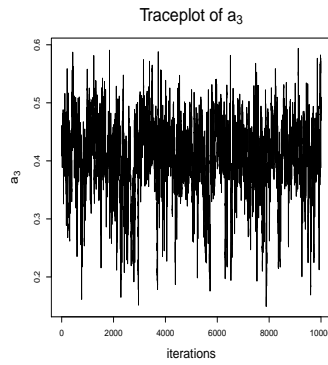
(g) Trace plot of ω_3^2 .



(h) Trace plot of a_1 .



(i) Trace plot of a_2 .



(j) Trace plot of a_3 .

Figure S-5.9: **TTMCMC for SDE_2 and π_3** : Trace plots of M , μ_1 , μ_2 , μ_3 , ω_1^2 , ω_2^2 , ω_3^2 , a_1 , a_2 and a_3 .

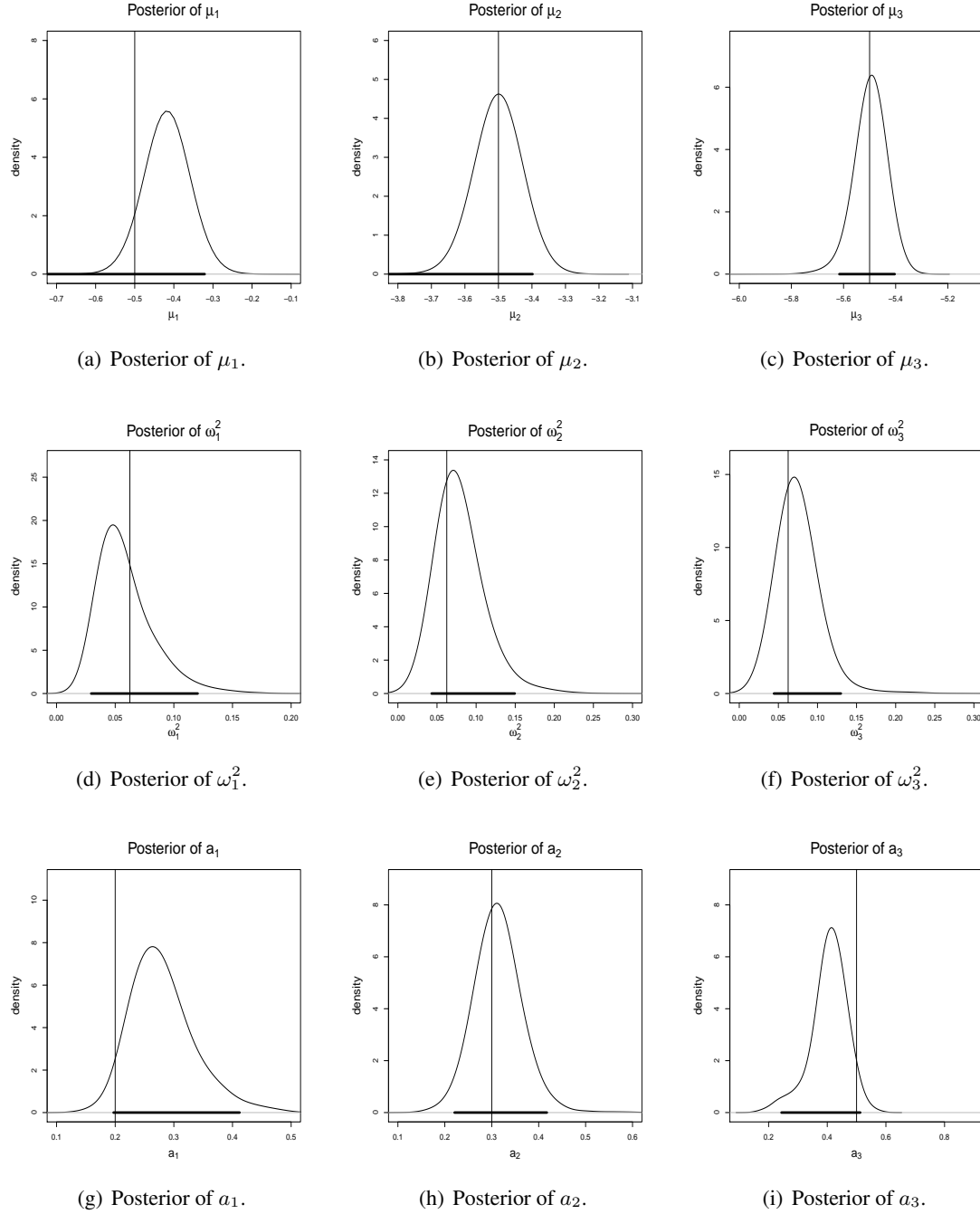
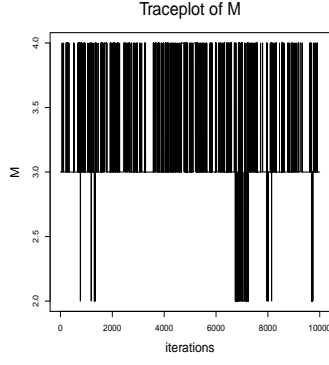
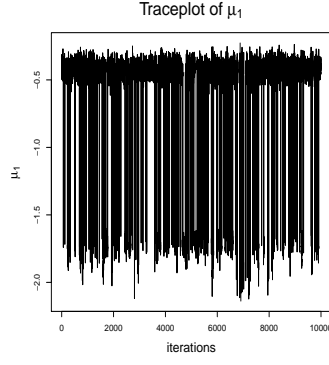


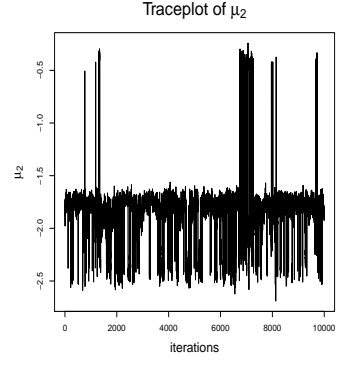
Figure S-5.10: **TTMCMC for SDE_2 and π_3** : Posteriors of M , μ_1 , μ_2 , μ_3 , ω_1^2 , ω_2^2 , ω_3^2 , a_1 , a_2 and a_3 . The vertical lines stand for the true values, while the thick horizontal lines denote the 95% credible intervals.



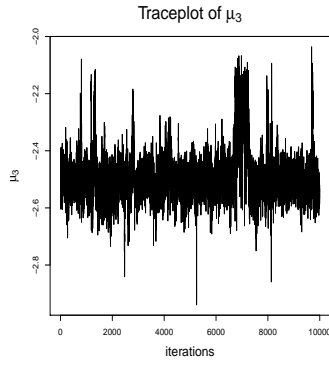
(a) Trace plot of M .



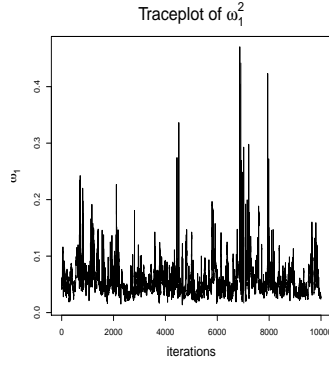
(b) Trace plot of μ_1 .



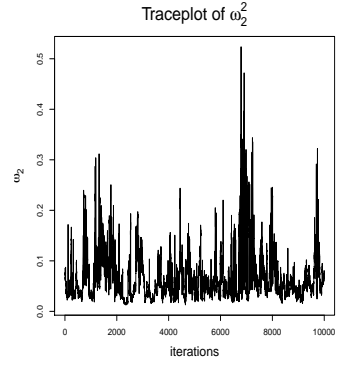
(c) Trace plot of μ_2 .



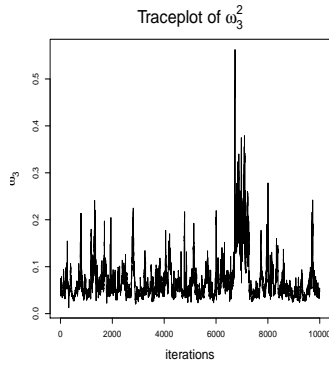
(d) Trace plot of μ_3 .



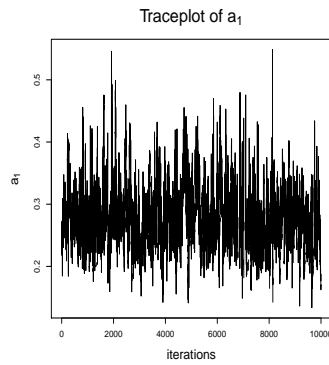
(e) Trace plot of ω_1^2 .



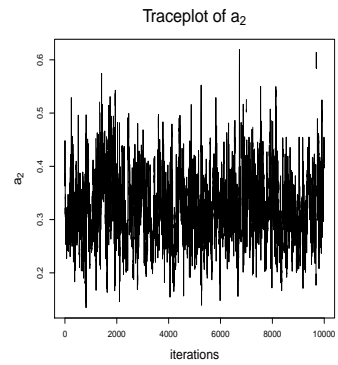
(f) Trace plot of ω_2^2 .



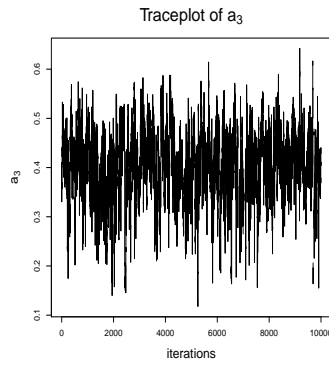
(g) Trace plot of ω_3^2 .



(h) Trace plot of a_1 .



(i) Trace plot of a_2 .



(j) Trace plot of a_3 .

Figure S-5.11: **TTMCMC for SDE_2 and π_4** : Trace plots of M , μ_1 , μ_2 , μ_3 , ω_1^2 , ω_2^2 , ω_3^2 , a_1 , a_2 and a_3 .

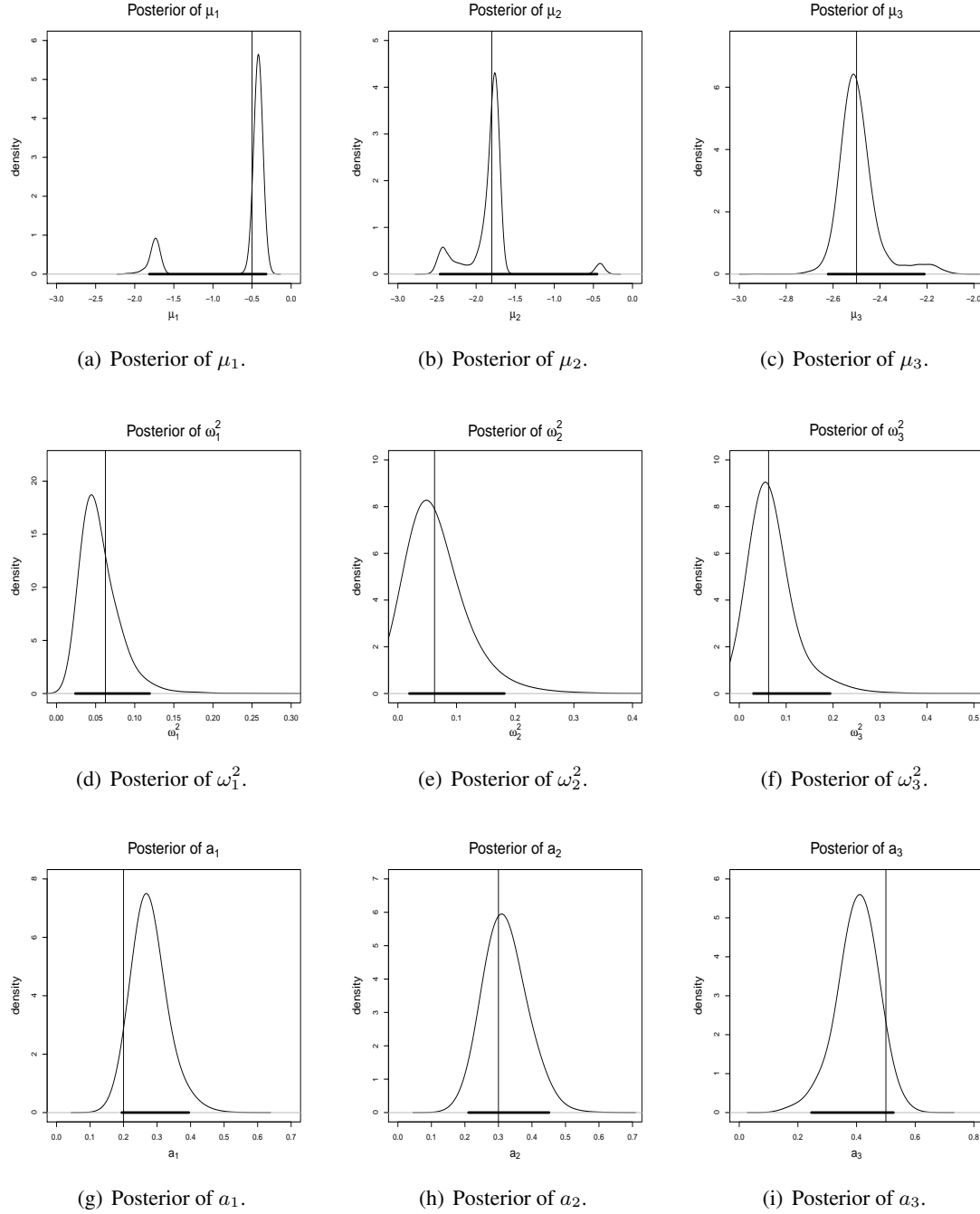
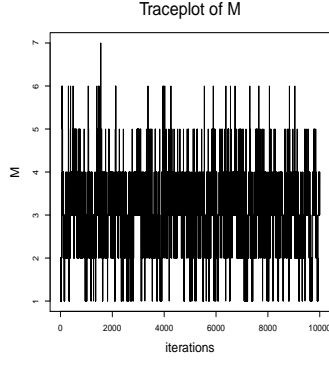
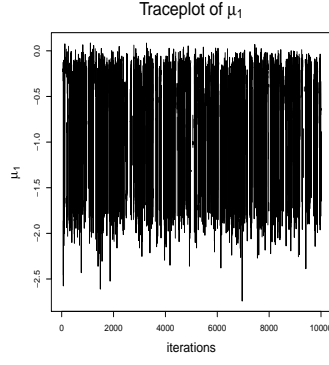


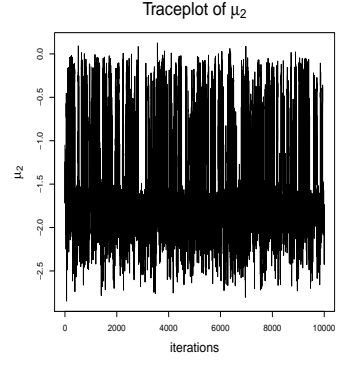
Figure S-5.12: **TTMCMC for SDE_2 and π_4** : Posteriors of M , μ_1 , μ_2 , μ_3 , ω_1^2 , ω_2^2 , ω_3^2 , a_1 , a_2 and a_3 . The vertical lines stand for the true values, while the thick horizontal lines denote the 95% credible intervals.



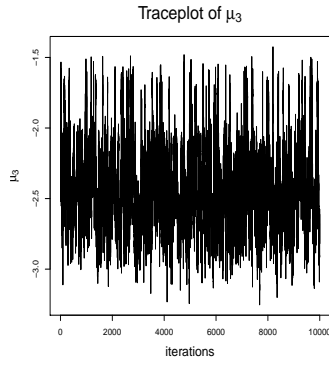
(a) Trace plot of M .



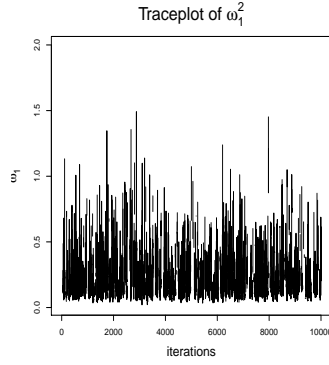
(b) Trace plot of μ_1 .



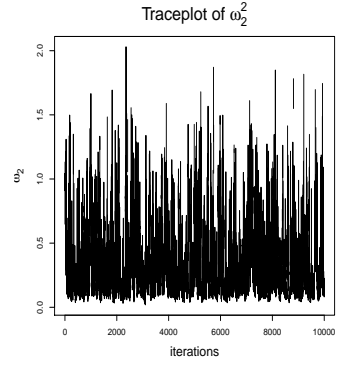
(c) Trace plot of μ_2 .



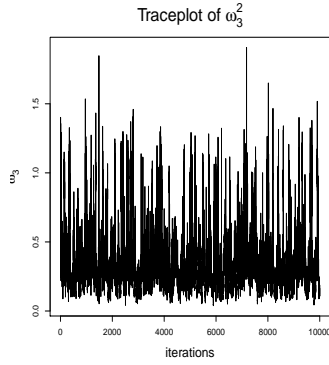
(d) Trace plot of μ_3 .



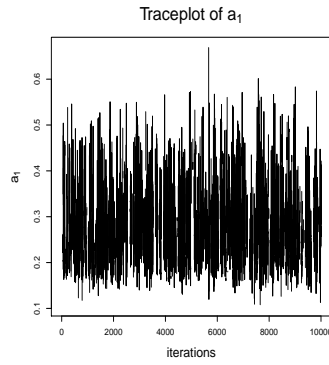
(e) Trace plot of ω_1^2 .



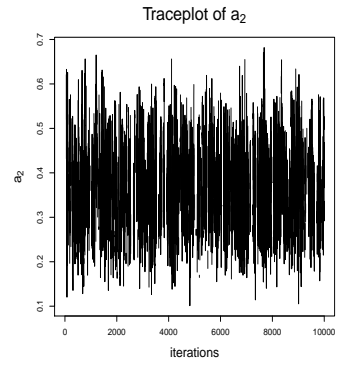
(f) Trace plot of ω_2^2 .



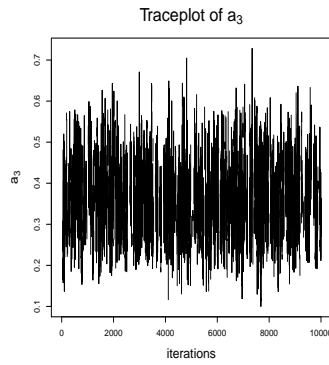
(g) Trace plot of ω_3^2 .



(h) Trace plot of a_1 .



(i) Trace plot of a_2 .



(j) Trace plot of a_3 .

Figure S-5.13: TTMCMC for SDE_2 and π_5 : Trace plots of M , μ_1 , μ_2 , μ_3 , ω_1^2 , ω_2^2 , ω_3^2 , a_1 , a_2 and a_3 .

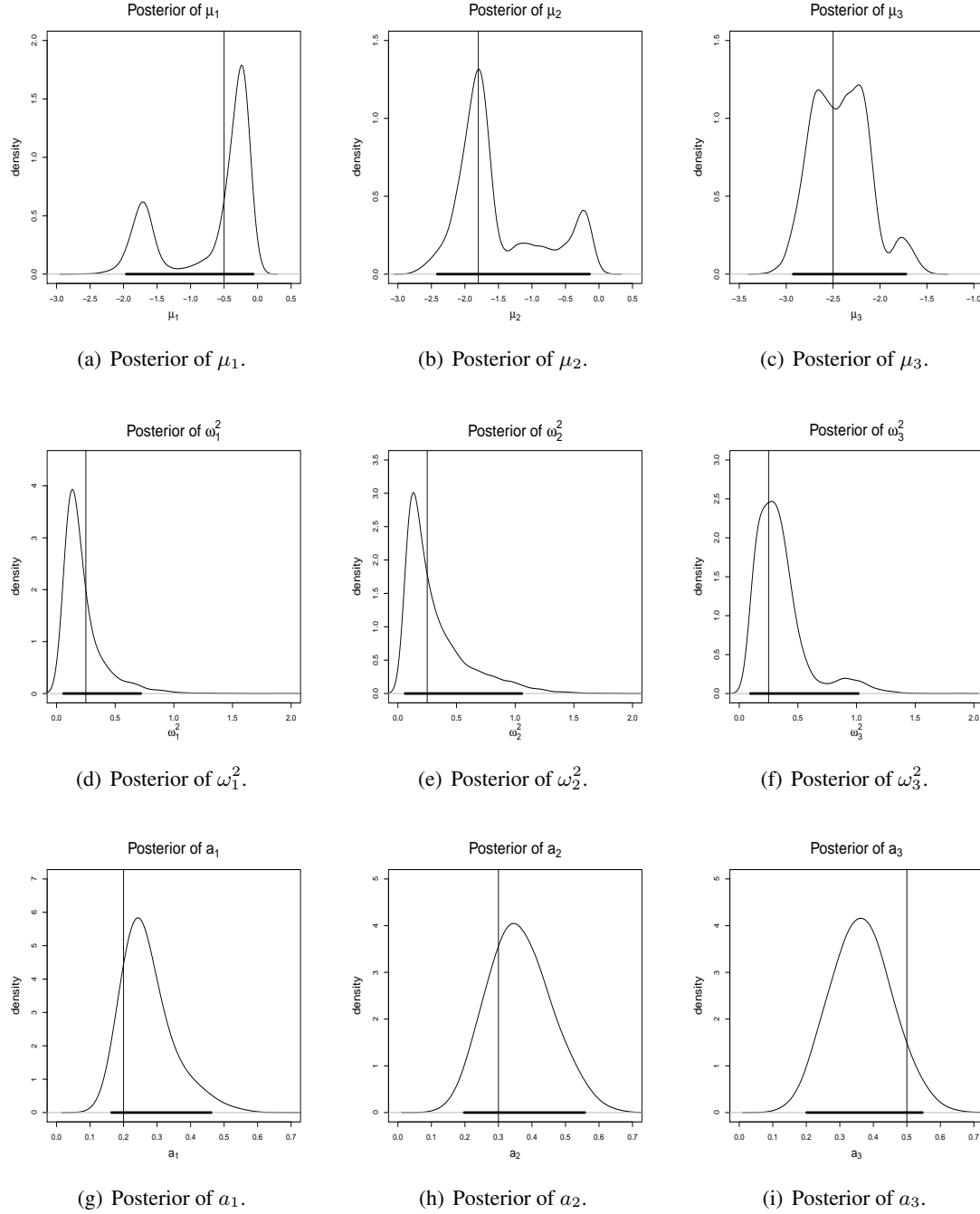
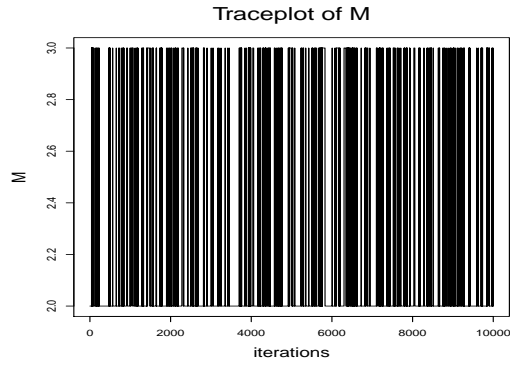
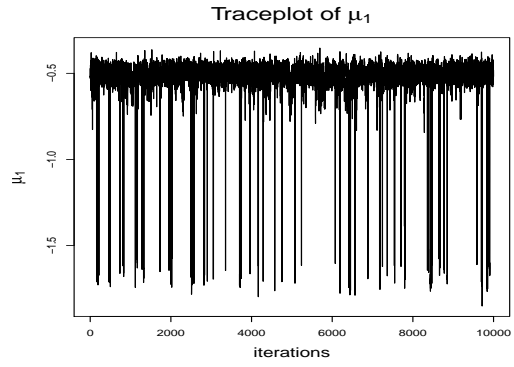


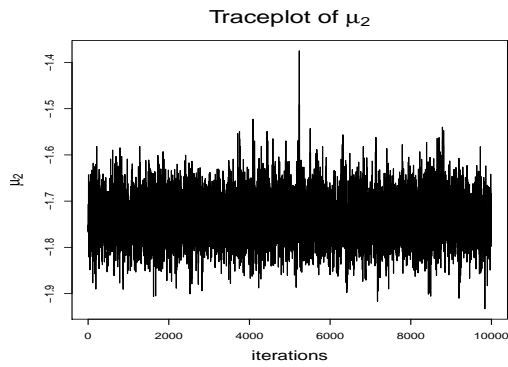
Figure S-5.14: **TTMCMC for SDE_2 and π_5** : Posteriors of M , μ_1 , μ_2 , μ_3 , ω_1^2 , ω_2^2 , ω_3^2 , a_1 , a_2 and a_3 . The vertical lines stand for the true values, while the thick horizontal lines denote the 95% credible intervals.



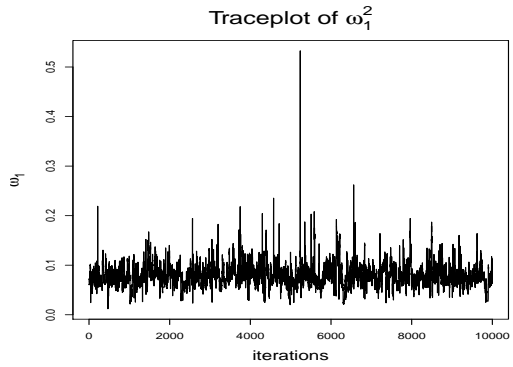
(a) Trace plot of M .



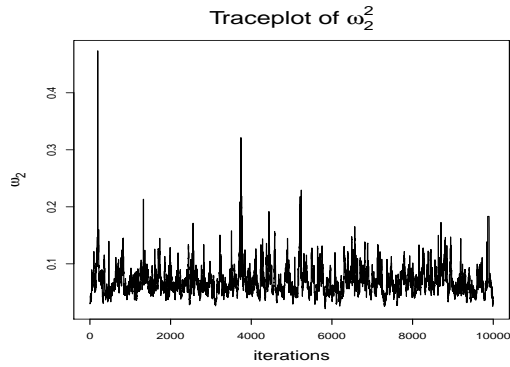
(b) Trace plot of μ_1 .



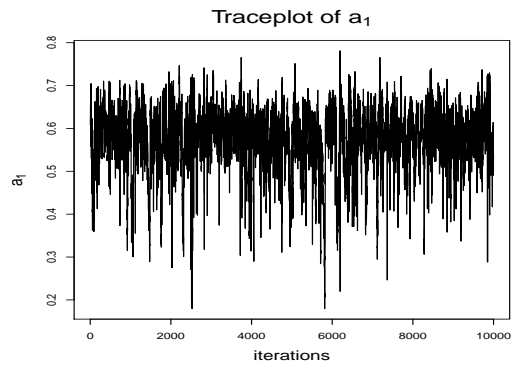
(c) Trace plot of μ_2 .



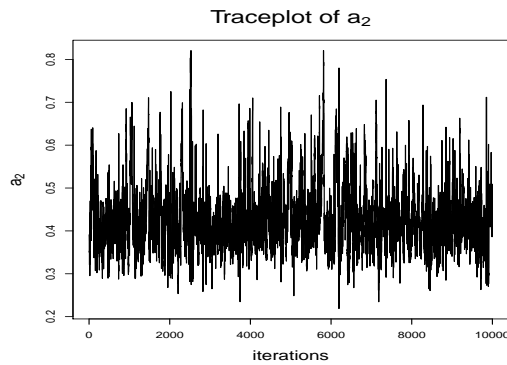
(d) Trace plot of ω_1^2 .



(e) Trace plot of ω_2^2 .

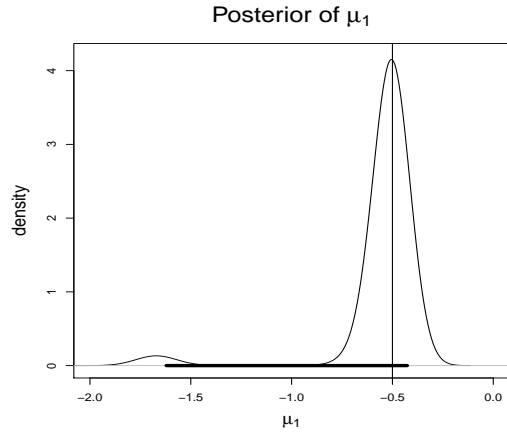


(f) Trace plot of a_1 .

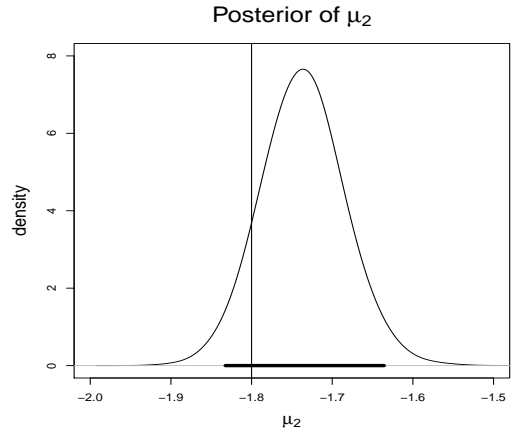


(g) Trace plot of a_2 .

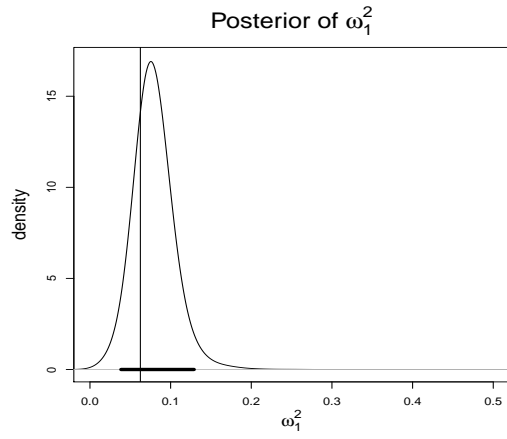
Figure S-5.15: TTMCMC for SDE_3 and π_1 : Trace plots of M , μ_1 , μ_2 , ω_1^2 , ω_2^2 , a_1 and a_2 .



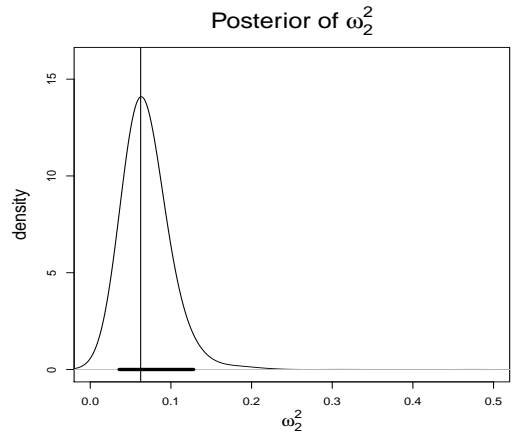
(a) Posterior of μ_1 .



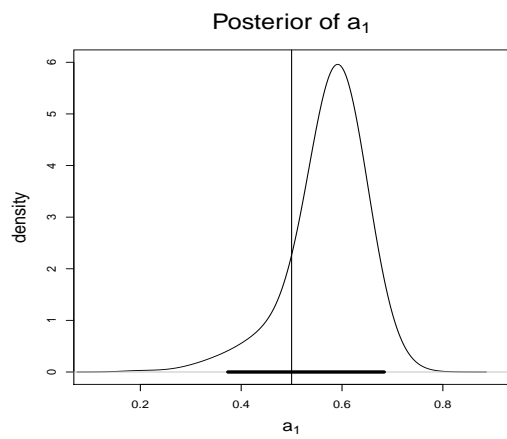
(b) Posterior of μ_2 .



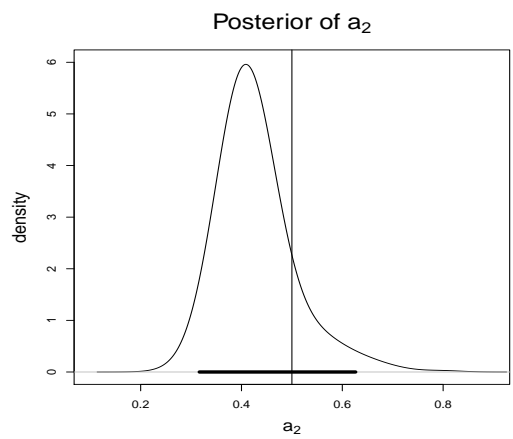
(c) Posterior of ω_1^2 .



(d) Posterior of ω_2^2 .

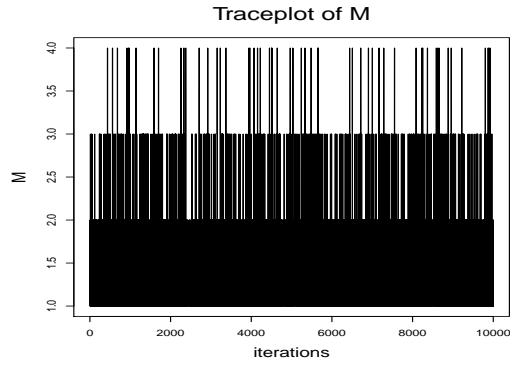


(e) Posterior of a_1 .

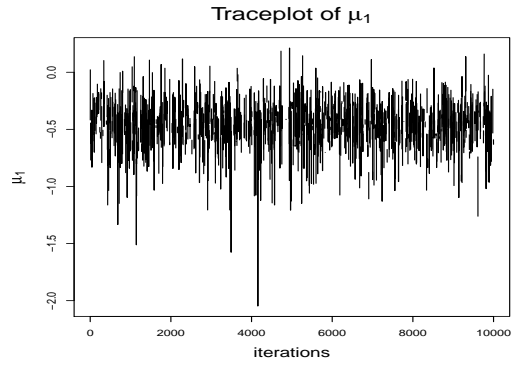


(f) Posterior of a_2 .

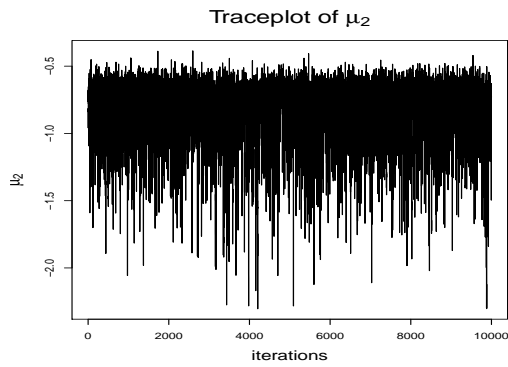
Figure S-5.16: **TTMCMC for SDE_3 and π_1** : Posteriors of M , μ_1 , μ_2 , ω_1^2 , ω_2^2 , a_1 and a_2 . The vertical lines stand for the true values, while the thick horizontal lines denote the 95% credible intervals.



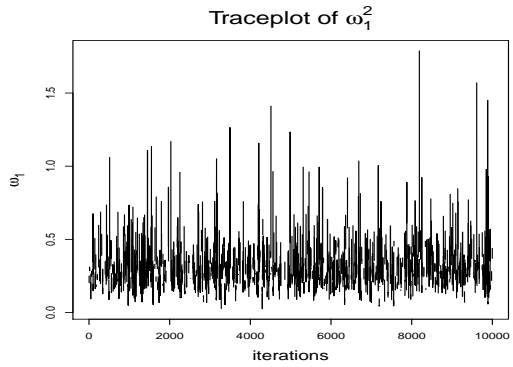
(a) Trace plot of M .



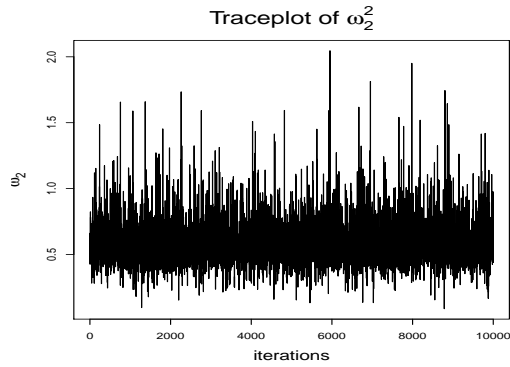
(b) Trace plot of μ_1 .



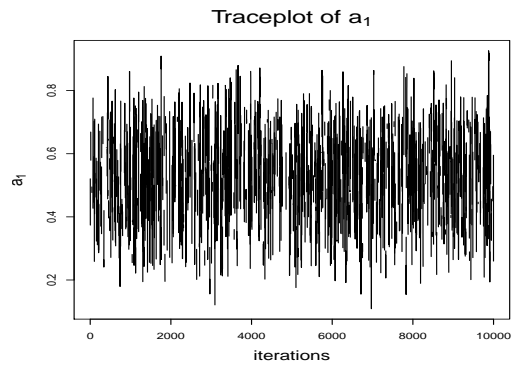
(c) Trace plot of μ_2 .



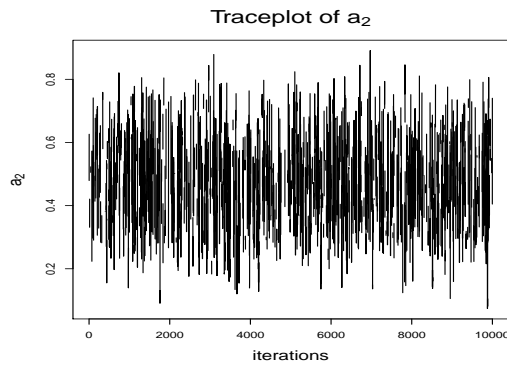
(d) Trace plot of ω_1^2 .



(e) Trace plot of ω_2^2 .

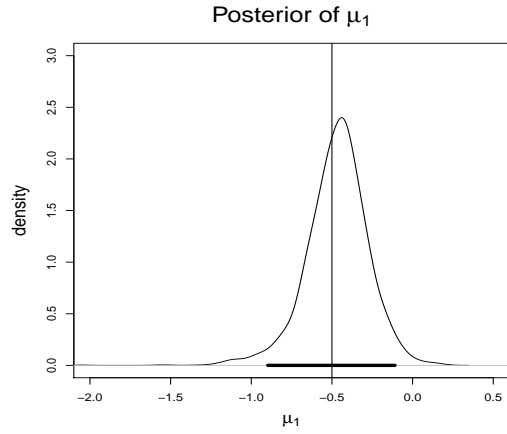


(f) Trace plot of a_1 .

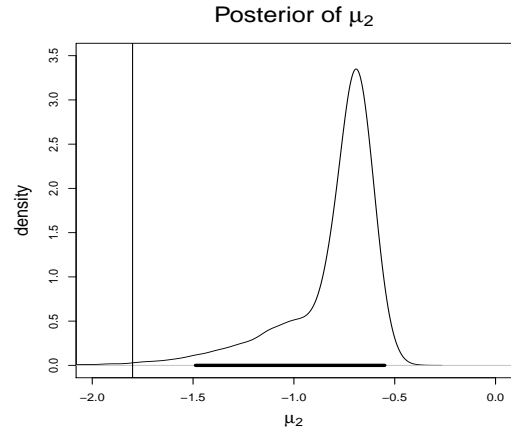


(g) Trace plot of a_2 .

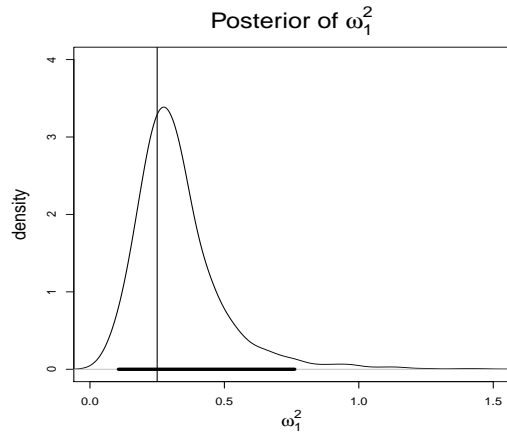
Figure S-5.17: TTMCMC for SDE_3 and π_2 with $n = 100$: Trace plots of M , μ_1 , μ_2 , ω_1^2 , ω_2^2 , a_1 and a_2 .



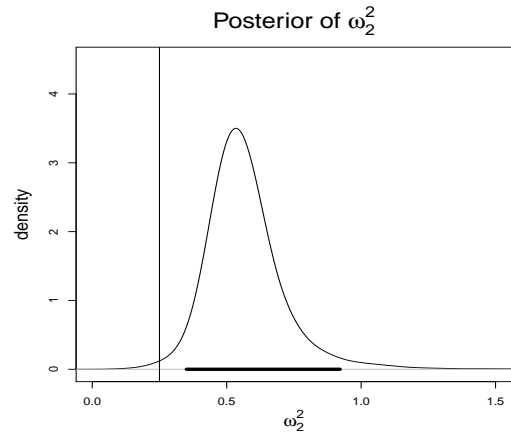
(a) Posterior of μ_1 .



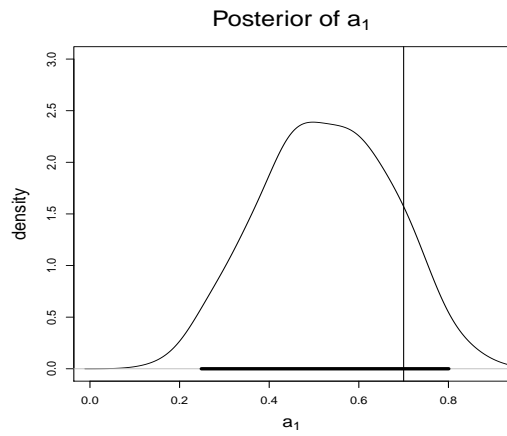
(b) Posterior of μ_2 .



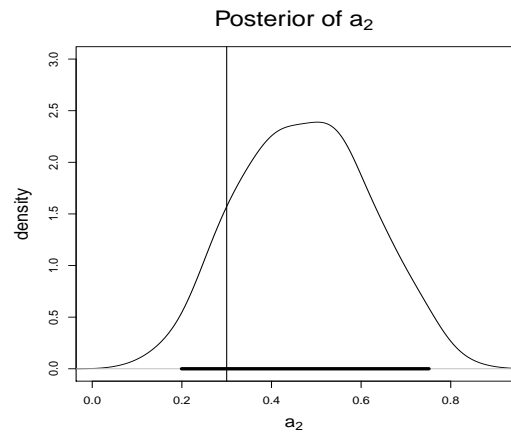
(c) Posterior of ω_1^2 .



(d) Posterior of ω_2^2 .

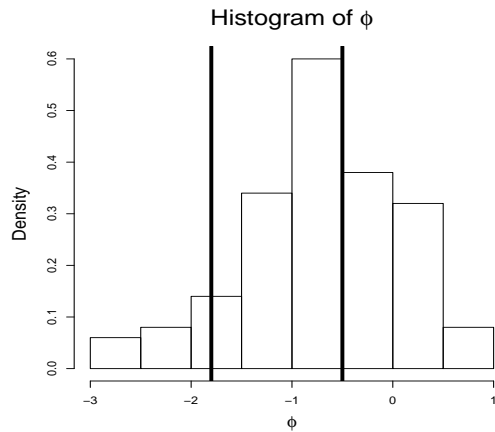


(e) Posterior of a_1 .

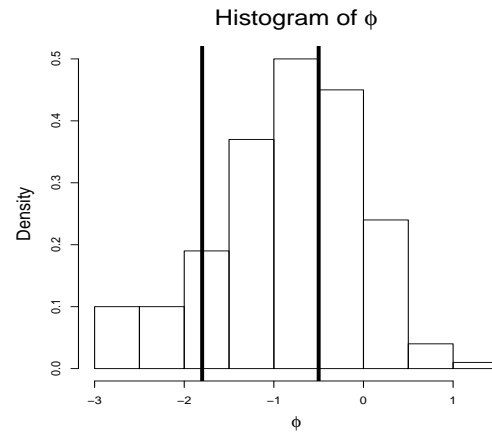


(f) Posterior of a_2 .

Figure S-5.18: **TTMCMC for SDE_3 and π_2 with $n = 100$:** Posteriors of M , μ_1 , μ_2 , ω_1^2 , ω_2^2 , a_1 and a_2 . The vertical lines stand for the true values, while the thick horizontal lines denote the 95% credible intervals.

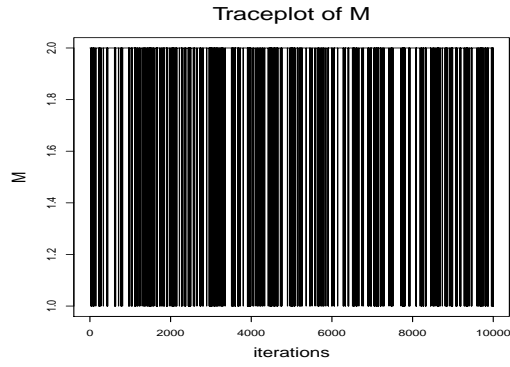


(a) Histogram of $\hat{\phi}_i$'s with $n = 100$. The vertical lines denote the true values.

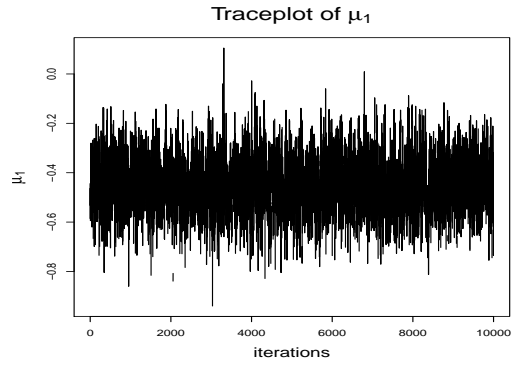


(b) Histogram of $\hat{\phi}_i$'s, with $n = 200$. The vertical lines denote the true values.

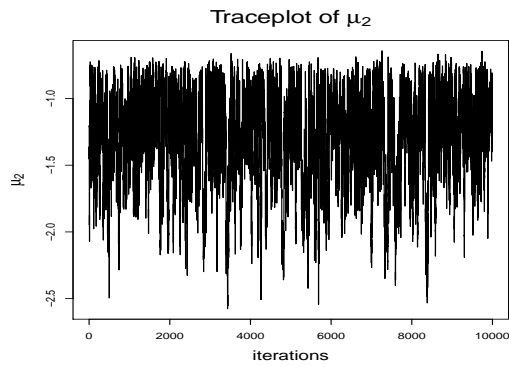
- Bishop, C. M. (1995). *Neural Networks for Pattern Recognition*. Oxford University Press.
- Brooks, S. (2001). On Bayesian Analyses and Finite Mixtures for Proportions. *Statistics and Computing*, **11**, 179–190.
- Chan, K. C., Karolyi, G. A., Longstaff, F. A., and Sanders, A. B. (1992). An Empirical Comparison of Alternative Models of the Short-Term Interest Rate. *The Journal of Finance*, **47**, 1209–1227.
- Choi, T. and Schervish, M. J. (2007). On Posterior Consistency in Nonparametric Regression Problems. *Journal of Multivariate Analysis*, **98**, 1969–1987.
- Das, M. and Bhattacharya, S. (2019). Transdimensional Transformation based Markov Chain Monte Carlo. *Brazilian Journal of Probability and Statistics*, **33**, 87–138.
- Delattre, M., Genon-Catalot, V., and Samson, A. (2013). Maximum Likelihood Estimation for Stochastic Differential Equations with Random Effects. *Scandinavian Journal of Statistics*, **40**, 322–343.
- Delattre, M., Genon-Catalot, V., and Samson, A. (2016). Mixtures of Stochastic Differential Equations With Random Effects: Application to Data Clustering. *Journal of Statistical Planning and Inference*, **173**, 109–124.
- Dempster, A., Laird, N., and Rubin, D. (1977). Maximum Likelihood from Incomplete Data via the EM Algorithm (with discussion). *Journal of the Royal Statistical Society. Series B*, **39**, 1–38.
- Green, P. and Richardson, S. (2002). Hidden Markov Models and Disease Mapping. *Journal of the American Statistical Association*, **97**, 1055–1070.
- Green, P. J. (1995). Reversible jump Markov chain Monte Carlo computation and Bayesian model determination. *Biometrika*, **82**, 711–732.
- Hoadley, B. (1971). Asymptotic Properties of Maximum Likelihood Estimators for the Independent not Identically Distributed Case. *The Annals of Mathematical Statistics*, **42**, 1977–1991.
- Kass, R. E. and Raftery, R. E. (1995). Bayes factors. *Journal of the American Statistical Association*, **90**(430), 773–795.
- Keribin, C. (2000). Consistent Estimation of the Order of Mixture Models Mixture Models. *Sankhya*, **62**, 49–66.



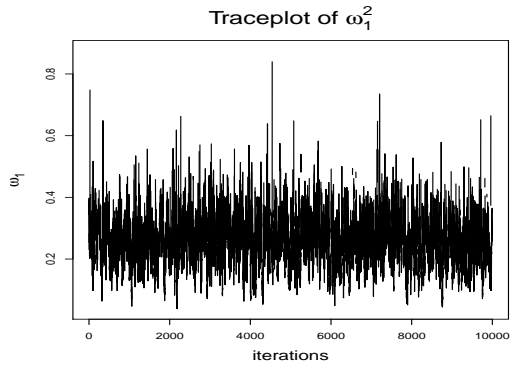
(c) Trace plot of M .



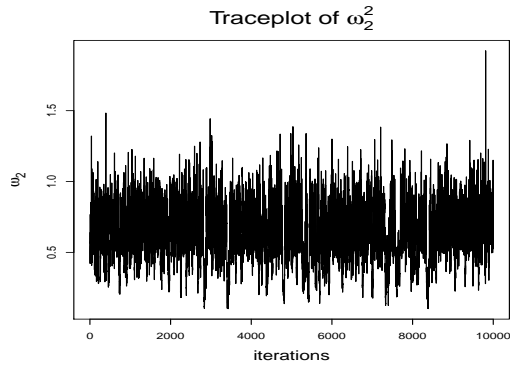
(d) Trace plot of μ_1 .



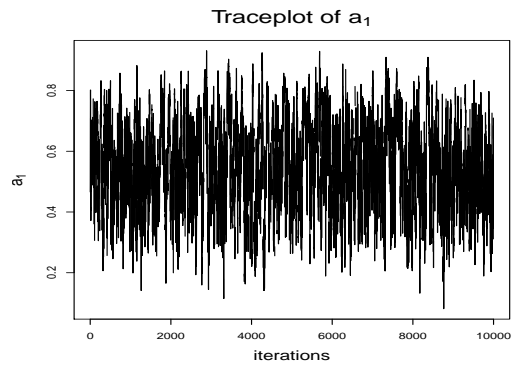
(e) Trace plot of μ_2 .



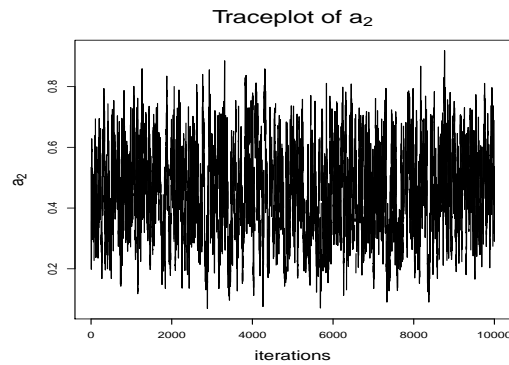
(f) Trace plot of ω_1^2 .



(g) Trace plot of ω_2^2 .

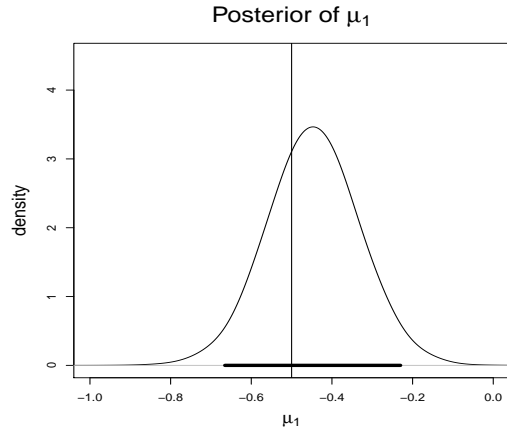


(h) Trace plot of a_1 .

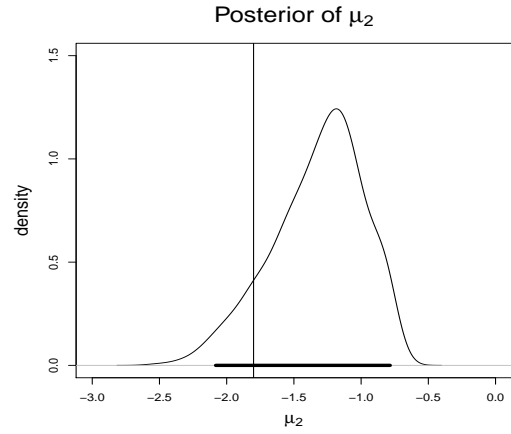


(i) Trace plot of a_2 .

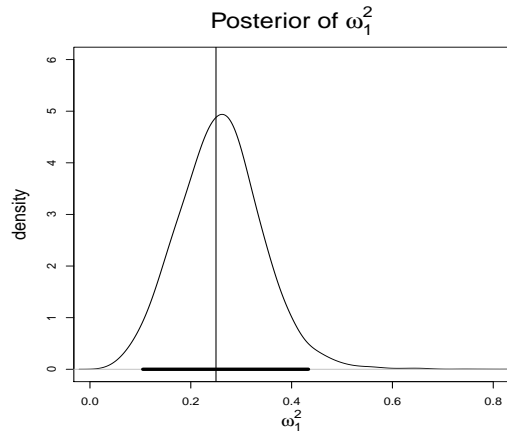
Figure S-5.19: TTMCMC for SDE_3 and π_2 with $n = 200$: Trace plots of M , μ_1 , μ_2 , ω_1^2 , ω_2^2 , a_1 and a_2 .



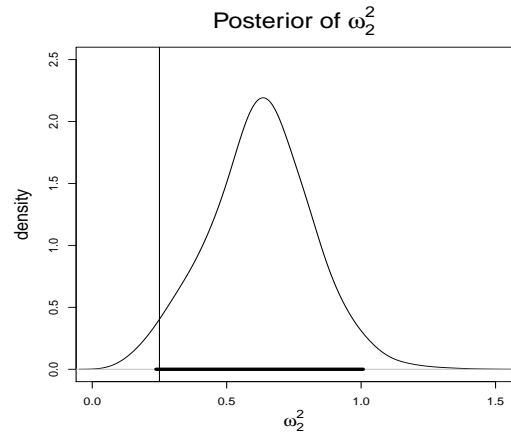
(a) Posterior of μ_1 .



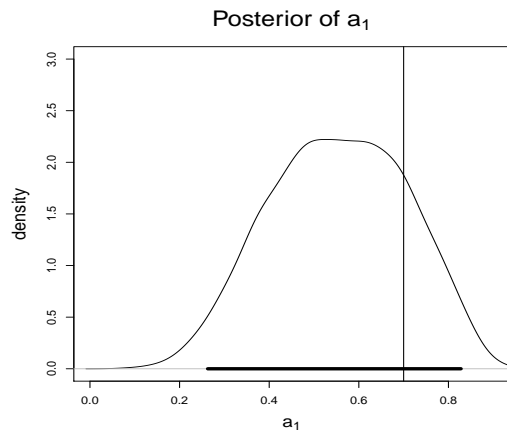
(b) Posterior of μ_2 .



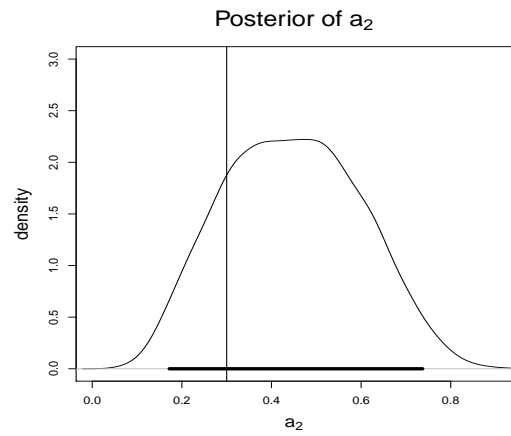
(c) Posterior of ω_1^2 .



(d) Posterior of ω_2^2 .



(e) Posterior of a_1 .



(f) Posterior of a_2 .

Figure S-5.20: TTMCMC for SDE_3 and π_2 with $n = 200$: Posteriors of M , μ_1 , μ_2 , ω_1^2 , ω_2^2 , a_1 and a_2 . The vertical lines stand for the true values, while the thick horizontal lines denote the 95% credible intervals.

- Leroux, B. (1992). Maximum Penalized Likelihood Estimation for Independent and Markov-Dependent Mixture Models. *Biometrics*, **48**, 545–558.
- Lindsay, B. (1995). *Mixture Models: Theory Geometry and Applications*. IMS, Hayward, CA.
- Louzada-Neto, F., Mazucheli, J., and Achcar, J. (2002). Mixture Hazard Models for Lifetime Data. *Biometrical Journal*, **44**, 3–14.
- Maitra, T. and Bhattacharya, S. (2015). On Bayesian Asymptotics in Stochastic Differential Equations with Random Effects. *Statistics and Probability Letters*, **103**, 148–159. Also available at “<http://arxiv.org/abs/1407.3971>”.
- Maitra, T. and Bhattacharya, S. (2016). On Asymptotics Related to Classical Inference in Stochastic Differential Equations with Random Effects. *Statistics and Probability Letters*, **110**, 278–288. Also available at “<http://arxiv.org/abs/1407.3968>”.
- Norets, A. and Pelenis, J. (2012). Bayesian Modeling of Joint and Conditional Distributions. *Journal of Econometrics*, **168**, 332–346.
- Redner, R. (1981). Note on the Consistency of the Maximum Likelihood Estimate for Nonidentifiable Distributions. *The Annals of Statistics*, **9**, 225–228.
- Richardson, S. and Green, P. J. (1997). On Bayesian Analysis of Mixtures with an Unknown Number of Components (with discussion). *Journal of the Royal Statistical Society. Series B*, **59**, 731–792.
- Roeder, K. and Wasserman, L. (1997). Practical Bayesian Density Estimation using Mixtures of Normals. *Journal of the American Statistical Association*, **92**, 894–902.
- Schervish, M. J. (1995). *Theory of Statistics*. Springer-Verlag, New York.
- Wirjanto, T. S. and Xu, D. (2009). The Applications of Mixture of Normal Distributions in Empirical Finance: A Selected Survey. Available at “<http://economics.uwaterloo.ca/documents/mn-review-paper-CES.pdf>”.
- Zhu, H. T. and Lee, S. Y. (2001). A Bayesian Analysis of Finite Mixtures in the LISREL Model. *Psychometrika*, **66**, 133–152.