

Sparsity-Based Error Detection in DC Flow State Estimation

M.H. Amini^{1,2,3,4}, *Graduate Student Member, IEEE*, Kianoosh G. Boroojeni⁶,
George Atia⁵, *Member, IEEE*, and S.S. Iyengar⁶, *Fellow, IEEE*, and O. Karabasoglu^{2,3,4}, *Member, IEEE*

¹ Department of Electrical and Computer Engineering, Carnegie Mellon University, Pittsburgh, PA, USA

² SYSU-CMU Joint Institute of Engineering, Pittsburgh, PA, USA

³ SYSU-CMU Shunde International, Joint Research Institute, Guangdong, China

⁴ School of Electronics and Information Technology, SYSU, Guangzhou, China

⁵ Department of Electrical Engineering and Computer Science, University of Central Florida, Orlando, FL, USA

⁶ School of Computing and Information Sciences, Florida International University, Miami, FL, USA

Abstract—This paper presents a new approach for identifying the measurement error in the DC power flow state estimation problem. The proposed algorithm exploits the singularity of the impedance matrix and the sparsity of the error vector by posing the DC power flow problem as a sparse vector recovery problem that leverages the structure of the power system and uses l_1 -norm minimization for state estimation. This approach can provably compute the measurement errors exactly, and its performance is robust to the arbitrary magnitudes of the measurement errors. Hence, the proposed approach can detect the noisy elements if the measurements are contaminated with additive white Gaussian noise plus sparse noise with large magnitude. The effectiveness of the proposed sparsity-based decomposition-DC power flow approach is demonstrated on the IEEE 118-bus and 300-bus test systems.

Index Terms—Big data analysis, DC power flow, error detection, noisy measurement data, sparsity-based decomposition

I. INTRODUCTION

Emerging technologies, including advanced metering infrastructure (AMI), phasor measurement units (PMUs), and distributed renewable resources brought to the fore the concept of the smart grid (SG) as a novel means for advancing towards more secure, reliable, sustainable, and environmentally-friendly power systems [1], [2]. The SG can be defined as electric power networks enhanced by information communications technology (ICT) [3] as a result of integrating advanced control and communication technologies with the traditional power grid [4].

The integration of distributed renewable resources is also one of the challenges of future power systems [5]. Distributed generation placement has been addressed in [6]. Distributed optimization is utilized to improve the computational aspects of power systems, e.g. two decomposition techniques are evaluated in [7]. In [8], a branch and bound algorithm was used to determine globally optimal locations of sensors. The performance of the SG is assessed based on several important studies, including stability analysis, power flow calculation, and reliability analysis [9]. A conceptual SG model based on seven specific domains was proposed by the National Institute of Standards and Technology [10].

Optimization methods are crucial to future power systems. This includes particle swarm optimization, which is widely

used for power systems optimization [11]. According to [12], recent equipment at the demand and supply sides will improve the reliability of future power systems. In this context, demand response programs play a pivotal role in helping the utility companies and suppliers reduce the system cost [13]. A semidefinite relaxation-based nonlinear state estimation approach was introduced in [14] to achieve near-optimal performance of power networks. The proposed approach has the advantage of reducing the computational complexity owing to distributed implementation. In a related context, power flow studies can take advantage of signal processing measures to facilitate smart grid operations [15]. For instance, in [16] the minimum-variance unbiased estimator (MVUE) was determined for DC power flow estimation. Consequently, there is a pressing need to improve the accuracy of power flow solutions and reduce the computational burden. Wide utilization of cloud computing applications for big data analytics is necessary to deal with the heterogeneous structure of the SG [17], [18]. Additionally, big data analytics have been used to ameliorate both power system operation and protection [19].

The DC power flow (DCPF) model hinges on simplifying assumptions – to be explained later – and is used for power system monitoring and optimization at the transmission level. Compared to AC power flow methods, DCPF has some advantages, namely, providing a unique solution, reliability of the outputs, straightforward and non-iterative implementation, adaptability in power system optimization, and maintaining justifiable accuracy [20], [21]. Additionally, due to the convexity of the DCPF problem, the optimality of its distributed solution can be established [22].

In this paper, we build on the DCPF study by introducing a noise detection approach to improve the accuracy of power flow estimation. The proposed method, termed SD-DCPF (Sparsity-based Decomposition-DCPF), is based on an l_1 -norm minimization problem. It is assumed that the measurement noise is a summation of natural noise and sparse noise with arbitrary magnitude. The large magnitude measurement errors may be intentionally injected into the system. We exploit the sparsity of the dominant elements of the measurement noise vector and the singularity of the impedance matrix in order to decompose the measurement vector into true measurements and an additive error vector. We

show that exact decomposition is guaranteed if the impedance matrix satisfies certain conditions. Based on the extracted noise vector, accurate power flow solutions are determined.

The rest of this paper is organized as follows. In Section II, the problem is defined and the DCPF formulation is introduced. In Section III, SD-DCPF is discussed. Section IV presents a numerical study using noisy measurement data for IEEE 118-bus and 300-bus test cases. Section V concludes the paper.

II. BACKGROUND AND PROBLEM FORMULATION

In this section, we introduce the sparsity-based decomposition algorithm and discuss the simplifying assumptions underlying DCPF.

A. Sparse Vector Recovery

Many signals and data of interest exhibit low-dimensional structures that are often ignored by classic data analysis techniques. For instance, in some applications we may be interested in recovering a vector that is inherently sparse (or has a sparse representation in some basis) or a matrix that is naturally low rank. A major line of research has focused on developing new approaches to leverage these low-dimensional structures [23]–[25]. For instance, it was shown that sparse vectors can be recovered from a small number of non-adaptive measurements. Hence, the sparsity of a signal can be exploited to recover it from significantly less measurements than required by the Nyquist sampling rate [23], [26]. Also, randomized robust subspace recovery is utilized with high-dimensional data matrices in [27].

A powerful result was derived in [23] showing that a sparse vector can be recovered from a small set of random orthogonal projections. Suppose that $\mathbf{s} \in \mathbb{R}^N$ is a sparse vector and the number of its non-zero elements is equal to $\|\mathbf{s}\|_0$. Define $\mathbf{T} \in \mathbb{R}^{N \times N}$ as an orthonormal basis, i.e.,

$$\mathbf{T}^T \mathbf{T} = \mathbf{I}, \quad (1)$$

where \mathbf{I} is the identity matrix. Now suppose that $\mathbf{U} \in \mathbb{R}^{N \times m}$ is formed from a set of randomly chosen columns of \mathbf{T} . In addition, define μ as the minimum value which satisfies

$$\max_i \|\mathbf{U}^T \mathbf{e}_i\|_2 \leq \frac{\mu m}{N}. \quad (2)$$

If the parameter μ is small, then the columns subspace of \mathbf{U} is not aligned with the standard basis. The orthogonal matrix \mathbf{U} is used to measure the sparse vector, thus it is essential that \mathbf{U} is not a sparse matrix. In [23], it was shown that if

$$m \geq c \|\mathbf{s}\|_0 \mu \log \frac{N}{\delta}, \quad (3)$$

then the optimal point of

$$\begin{aligned} \min_{\hat{\mathbf{z}}} \quad & \|\hat{\mathbf{z}}\|_1 \\ \text{subject to} \quad & \mathbf{U}^T \hat{\mathbf{z}} = \mathbf{U}^T \mathbf{s}. \end{aligned} \quad (4)$$

is equal to \mathbf{s} with probability at least $(1 - \delta)$, where c is a constant number. Hence, an N -dimensional sparse vector can be recovered from a small number of non-adaptive random linear measurements, and the sufficient number of such

measurements scales linearly with the number of non-zero elements of the sparse vector (or the number of dominant elements if it is not exactly sparse [28]).

B. DC Power Flow Problem

Assume that the transmission line between the i^{th} and j^{th} buses is represented by its impedance $\mathcal{Z}_{ij} = R_{ij} + jX_{ij}$, where R_{ij} and X_{ij} represent the resistance and reactance of line ij , respectively. We can calculate the admittance of line ij as $\mathcal{Y}_{ij} = 1/\mathcal{Z}_{ij} = g_{ij} + jb_{ij}$. Then, the active power flow of this line is calculated using the following equation,

$$P_{ij} = V_i^2 g_{ij} - V_i V_j g_{ij} \cos(\delta_i - \delta_j) + V_i V_j b_{ij} \sin(\delta_i - \delta_j),$$

where δ_i and V_i represent the voltage angle and voltage magnitude at the i^{th} bus, respectively. The DCPF model is based on the following three assumptions.

- 1) In the high voltage transmission line, the resistive part of the impedance can be neglected because of the large value of X_{ij}/R_{ij} [15]. Therefore, the network is fairly inductive, i.e. $R_{ij} = 0$.
- 2) The voltage angle of two connected buses is very small ($\delta_i - \delta_j \approx 0$). Therefore, we approximate the trigonometric functions, i.e. $\cos(\delta_i - \delta_j) \approx 1$ and $\sin(\delta_i - \delta_j) \approx 0$.
- 3) According to the normal operation conditions of the power system, the voltage magnitude is replaced by one p.u.

Based on the aforementioned assumptions, the active power flow of line ij is calculated using $P_{ij} = \frac{\delta_i - \delta_j}{X_{ij}}$. Let us define \mathbf{p} as the vector of active power values and $\boldsymbol{\delta}$ as the vector of voltage phases. We define $\mathbf{p} = \mathbf{B}\boldsymbol{\delta}$, where the entries of \mathbf{B} are obtained by

$$\mathbf{B}_{ij} = \begin{cases} \sum_{k \in \mathcal{T} \setminus \{i\}} X_{ik}^{-1} & ; i = j, \forall i \in \mathcal{T} \\ -X_{ij}^{-1} & ; i \neq j, \text{ line } ij \text{ exists, } i, j \in \mathcal{T} \\ 0 & ; \text{ otherwise} \end{cases}$$

where \mathcal{T} denotes the set of all buses. In order to model the noise vector, we update the DCPF model to

$$\mathbf{p} = \mathbf{B}\boldsymbol{\delta} + \boldsymbol{\epsilon}, \quad (5)$$

where $\boldsymbol{\epsilon}$ denotes the noise vector. We are considering the regime of small number of noisy measurements, i.e., measurements are highly-accurate at the transmission system. We exploit this geometrical structure to ameliorate the quality of the Sparse Vector Recovery algorithm.

III. PROPOSED SD-DCPF

Due to the existence of a slack bus, we have at least a row that is linearly dependent on the other rows of the \mathbf{B} matrix; hence the matrix \mathbf{B} is not a full rank matrix in most configurations. Suppose that the rank of the matrix \mathbf{B} is equal to r_B . Then, (5) can be rewritten as

$$\mathbf{p} = \mathbf{Q}\mathbf{a} + \boldsymbol{\epsilon}, \quad (6)$$

where $\mathbf{Q} \in \mathbb{R}^{N \times r_B}$ is an orthonormal basis for the columns subspace of \mathbf{B} . The conventional method for estimating the

coefficient vector \mathbf{a} is the least-squares method, which solves the following optimization problem

$$\min_{\mathbf{a}} \|\mathbf{p} - \mathbf{Q}\hat{\mathbf{a}}\|_2. \quad (7)$$

The least-squares approach to (7) projects the vector \mathbf{p} onto the columns subspace of \mathbf{Q} . Therefore, the quality of the least-square estimator is function of the projection of the noise vector ϵ on the columns subspace of \mathbf{Q} . As a result, the least squares approach does not yield accurate estimation if the noise vector has a large projection on the columns subspace of \mathbf{Q} .

In this paper, we consider scenarios in which the error vector ϵ is relatively sparse. In contrast to l_2 -minimization algorithms, l_1 -minimization algorithms are robust to additive sparse errors with arbitrarily large magnitudes [28], [29]. In particular, if ϵ is sufficiently sparse and \mathbf{Q} satisfies the incoherence conditions [24], [29], then the optimal point of

$$\min_{\mathbf{a}} \|\mathbf{p} - \mathbf{Q}\hat{\mathbf{a}}\|_1 \quad (8)$$

is equal to \mathbf{a} , and the optimal point does not depend on the magnitude of ϵ .

In this paper, we assume that \mathbf{B} is not a full rank matrix, which according to our investigations prevails many network structures. Thus, $r_B < \aleph$. Let us define $\mathbf{Q}^\perp \in \mathbb{R}^{\aleph \times (\aleph - r_B)}$ as the matrix whose columns subspace is the complement of the columns subspace of \mathbf{Q} . It was shown in [24], [29] that (8) is equivalent to

$$\begin{aligned} \min_{\hat{\epsilon}} \quad & \|\hat{\epsilon}\|_1 \\ \text{subject to} \quad & (\mathbf{Q}^\perp)^T \hat{\epsilon} = (\mathbf{Q}^\perp)^T \mathbf{p}, \end{aligned} \quad (9)$$

to say that, if \mathbf{a}_o is the optimal point of (8) and $\hat{\epsilon}_o$ is the optimal point of (9), then $\mathbf{p} - \mathbf{Q}\mathbf{a}_o = \hat{\epsilon}_o$. Therefore, according to (3), if

$$(\aleph - r_B) \geq c \|\epsilon\|_0 \mu_B \log \frac{N}{\delta} \quad (10)$$

then the optimal point of (9) is equal to \mathbf{a} with probability at least $(1 - \delta)$, where $\|\epsilon\|_0$ is the number of non-zero elements of ϵ , and similar to (2), μ_B is defined as follows,

$$\max_i \|(\mathbf{Q}^\perp)^T \mathbf{e}_i\|_2 \leq \frac{\mu_B (\aleph - r_B)}{\aleph}. \quad (11)$$

Therefore, if the rank of \mathbf{B} is sufficiently small (i.e., $(\aleph - r_B)$ is large enough), the l_1 -minimization algorithm (8) can yield exact estimation.

Henceforth, we utilize the aforementioned approach to detect the noise vector ϵ in (5). Our approach is proposed for power flow calculation in transmission networks with measurements that are accurate for the most part, i.e., the noise vector is sparse. Consequently, SD-DCPF refers to solving the DCPF problem as a linear problem with noisy measurement inputs utilizing sparsity-based vector decomposition. It also finds the noisy measured data to increase the accuracy of the DCPF solution.

IV. CASE STUDY AND DISCUSSION

In this section, the performance of the proposed algorithm is analyzed. It is shown that the proposed l_1 -norm minimization algorithm yields robustness against the large values of the sparse errors. We apply the algorithm to IEEE 118-bus and 300-bus test case systems [30]. First, it is observed that the performance of the algorithm is function of the number of dominant elements (or non-zero elements). Then, in contrast to the least-squares approach, the estimation accuracy of the proposed algorithm is shown to be independent of the values of the dominant elements.

A. Singularity of the Matrix B

In this section, we study the singularity of the \mathbf{B} matrix. Fig. 1 shows the singular values of the \mathbf{B} matrix for a 300-bus system. It is evident that a remarkable portion of the singular values are zero or negligible. Thus, the \mathbf{B} matrix is a singular matrix.

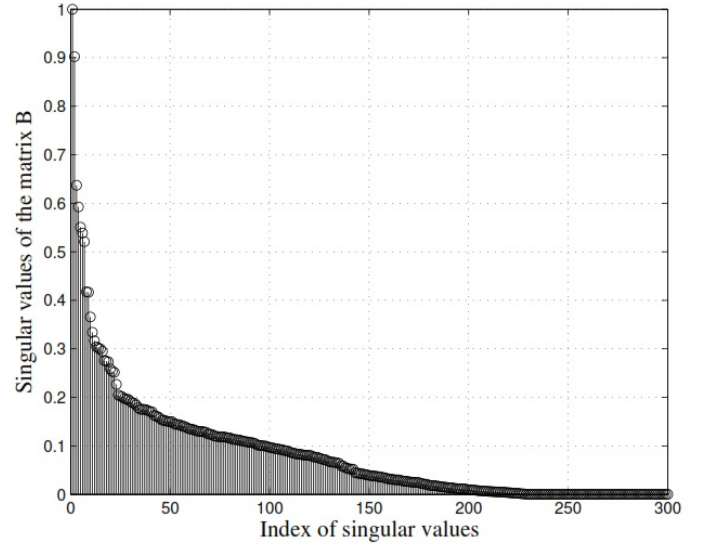


Fig. 1. Singular values of the \mathbf{B} matrix for the IEEE 300-bus system.

B. IEEE 118-Bus Test Case

Here, we study the performance of the proposed algorithm under different sparsity levels. Suppose that the additive error vector is a sparse vector. Each element of the error vector is non-zero with probability equal to α . Thus, we control the sparsity level by adjusting the parameter α . Figures 2-4 represent the estimated error vector for three different values of α . One can see that the performance of the proposed algorithm improves when the number of non-zero elements of the error vector is decreased. This agrees with the analysis, which shows that the proposed estimator is only sensitive to the number of dominant elements (or non-zero elements) of the error vector.

C. IEEE 300-Bus Test Case

Now we apply the proposed algorithm to the 300-bus system. We show that the proposed approach is not sensitive

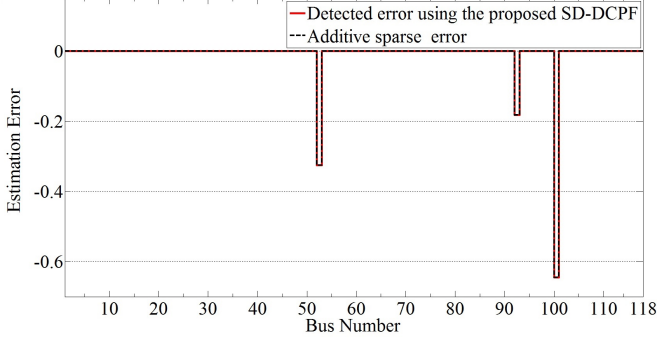


Fig. 2. Detected estimation error, *Scenario I*, $\alpha = 0.03$.

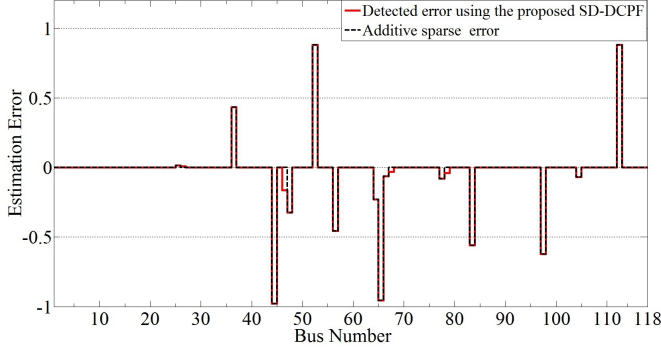


Fig. 3. Detected estimation error, *Scenario II*, $\alpha = 0.08$.

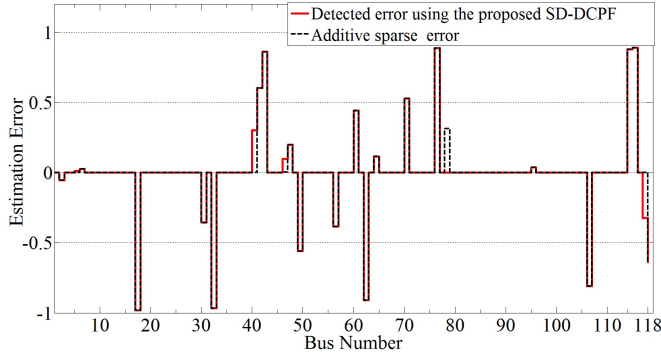


Fig. 4. Detected estimation error, *Scenario III*, $\alpha = 0.15$.

to the magnitudes of the elements of the sparse error vector. Three scenarios are defined. Scenario IV is defined not only to evaluate the scalability of the proposed approach, but also to evaluate the accuracy of our approach on different test networks. In these scenarios, we use α equal to 8%. Scenario V is used to compare the performance of our approach and the least-square estimator (LSE). We also define scenario VI to evaluate the effect of noise magnitude on performance.

Scenario V: Comparison between the proposed method and the least-square estimator (LSE):

In this scenario, we assume that the measurements are contaminated with Additive White Gaussian Noise plus highly-sparse injected noise with large magnitude. The result for this scenario, shown in figures 6 and 7, demonstrates the effectiveness of our proposed approach in dealing with noise

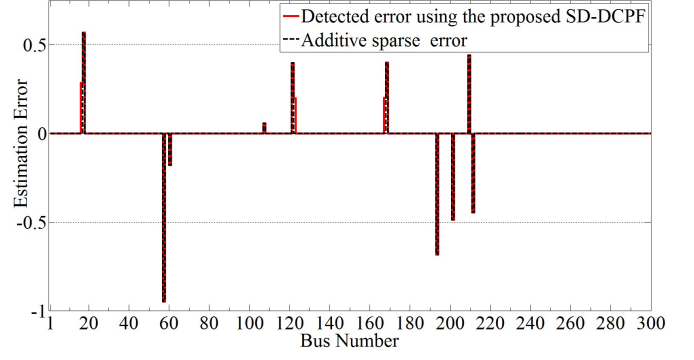


Fig. 5. Detected estimation error, *Scenario IV*, $\alpha = 0.03$.

vectors with elements having large magnitudes. LSE projects the vector ϵ onto the columns subspace of the matrix \mathbf{B} . Thus, the projection is non-negligible when the noise measurement vector has a large norm. In contrast, the l_1 norm minimization algorithm is a decomposition algorithm and its performance does not depend on the magnitude of each component.

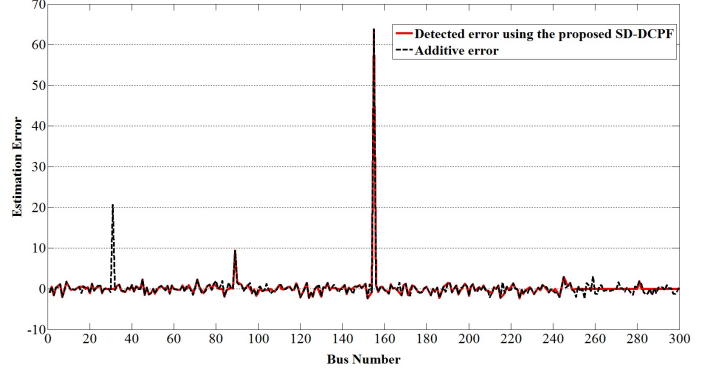


Fig. 6. *Scenario V*, White Gaussian Noise + Sparse and large magnitude additive noise, $\alpha_{sparse} = 0.02$, utilizing SD-DCPF.

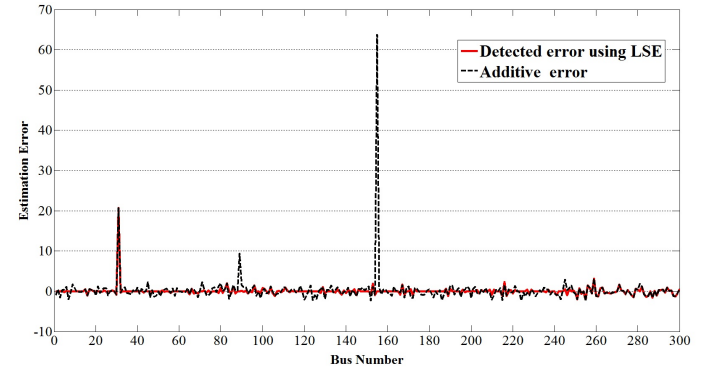


Fig. 7. *Scenario V*, White Gaussian Noise + Sparse and large magnitude additive noise, $\alpha_{sparse} = 0.02$, utilizing LSE.

We investigated the effect of α on noise detection for the second test system. It follows the same trend observed in the 118-bus network, i.e. the performance of the proposed SD-DCPF degrades by increasing α . Fig. 4 shows the noise detection for scenario IV.

Scenario VI: Effect of the magnitude of the noise vector elements on error detection:

We use sparse error elements with values in the range $[-100, 100]$ and $\alpha = 8\%$. The results validate the robustness of the proposed approach to the magnitude of the noise elements. In this scenario, the error detection rate is 79.16%, i.e. our method detected 19 out of 24 non-zero elements of the noise vector.

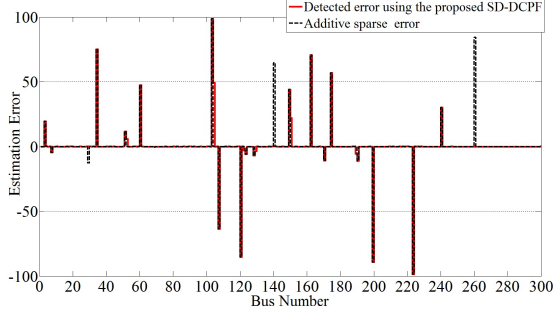


Fig. 8. Scenario VI, $\alpha = 0.08$, noise magnitude $\in [-100, 100]$.

In order to investigate the performance of the proposed method on different networks, we defined the detection rate as the percentage of detected noisy elements to the total number of injected noisy data elements. Figure 9 shows the results for the analyzed test cases.

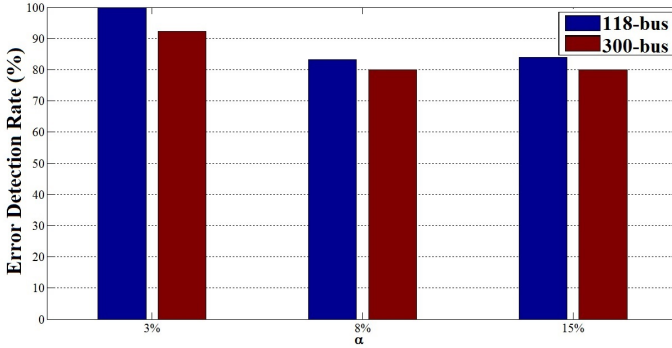


Fig. 9. Error detection rate of SD-DCPF for 118-bus and 300-bus test cases.

V. CONCLUSION

An efficient algorithm for identifying the measurement errors in the DC power flow state estimation problem was proposed. In the proposed algorithm, the sparsity of the dominant elements of the error vector and the singularity of the impedance matrix are exploited to make the estimator robust against sparse error elements with arbitrarily large magnitude. We evaluated the performance of the proposed error detection approach based on different scenarios considering IEEE 118-bus and IEEE 300-bus test systems.

The detection rate was shown to improve with higher sparsity, i.e., with noise vectors having a smaller support. Exploiting the grid topology contributes to the accuracy of the proposed method. To ensure that the proposed decomposition method yields the exact sparse vector, the column subspace of the matrix \mathbf{B} should not be aligned with the standard basis.

REFERENCES

- [1] E. Dall'Anese, H. Zhu, and G. B. Giannakis, "Distributed optimal power flow for smart microgrids," *IEEE Transactions on Smart Grid*, vol. 4, no. 3, pp. 1464–1475, 2013.
- [2] M. H. Amini, B. Nabi, and M.-R. Haghifam, "Load management using multi-agent systems in smart distribution network," in *IEEE PES General Meeting*, 2013, pp. 1–5.
- [3] M. D. Ilic, "Dynamic monitoring and decision systems for enabling sustainable energy services," *Proceedings of the IEEE*, vol. 99, no. 1, pp. 58–79, 2011.
- [4] J. Wei and D. Kundur, "Biologically inspired hierarchical cyber-physical multi-agent distributed control framework for sustainable smart grids," in *Cyber Physical Systems Approach to Smart Electric Power Grid*. Springer, 2015, pp. 219–259.
- [5] A. Gholami, J. Ansari, M. Jamei, and A. Kazemi, "Environmental/economic dispatch incorporating renewable energy sources and plug-in vehicles," *Generation, Transmission & Distribution, IET*, vol. 8, no. 12, pp. 2183–2198, 2014.
- [6] A. Mohsenzadeh and M.-R. Haghifam, "Simultaneous placement of conventional and renewable distributed generation using multi objective optimization," in *Proc. IEEE, Integration of Renewables into Distributed Grid Workshop, CIGRE*, 2012.
- [7] M. H. Amini, R. Jaddivada, S. Mishra, and O. Karabasoglu, "Distributed security constrained economic dispatch," in *IEEE Innovative Smart Grid Technologies - Asia*, 2015, pp. 1–6.
- [8] Y. Zhao, J. Chen, A. Goldsmith, and H. V. Poor, "Identification of outages in power systems with uncertain states and optimal sensor locations," *IEEE Journal of Selected Topics in Signal Processing*, vol. 8, no. 6, pp. 1140–1153, 2014.
- [9] K. Moslehi and R. Kumar, "A reliability perspective of the smart grid," *IEEE Transactions on Smart Grid*, vol. 1, no. 1, pp. 57–64, 2010.
- [10] G. Locke and P. D. Gallagher, "NIST framework and roadmap for smart grid interoperability standards, release 1.0," *National Institute of Standards and Technology*, p. 33, 2010.
- [11] A. Sargolzaei, M. Jamei, K. Yen, A. I. Sarwat, and M. Abdelghani, "Active/reactive power control of three phase grid connected current source boost inverter using particle swarm optimization," in *Progress in Systems Engineering*. Springer, 2015, pp. 141–146.
- [12] F. Rahimi and A. Ipakchi, "Demand response as a market resource under the smart grid paradigm," *IEEE Transactions on Smart Grid*, vol. 1, no. 1, pp. 82–88, 2010.
- [13] F. Kamyab, M. Amini, S. Sheykha, M. Hasanpour, and M. M. Jalali, "Demand response program in smart grid using supply function bidding mechanism," *IEEE Transactions on Smart Grid*, vol. PP, no. 99, pp. 1–8, 2015.
- [14] H. Zhu and G. Giannakis, "Power system nonlinear state estimation using distributed semidefinite programming," *IEEE Journal of Selected Topics in Signal Processing*, vol. 8, no. 6, pp. 1039–1050, 2014.
- [15] G. Giannakis, V. Kekatos, N. Gatsis, S.-J. Kim, H. Zhu, and B. Wollenberg, "Monitoring and optimization for power grids: A signal processing perspective," *Signal Processing Magazine, IEEE*, vol. 30, no. 5, pp. 107–128, 2013.
- [16] M. H. Amini, A. Sarwat, S. Iyengar, and I. Guvenc, "Determination of the minimum-variance unbiased estimator for DC power-flow estimation," in *Industrial Electronics Society, IECON 2014-40th Annual Conference of the IEEE*. IEEE, 2014, pp. 114–118.
- [17] S. Bera, S. Misra, and J. J. Rodrigues, "Cloud computing applications for smart grid: a survey," *IEEE Transactions on Parallel and Distributed Systems*, no. 99, pp. 1–18, 2014.
- [18] Y. Simmhan, S. Aman, A. Kumbhare, R. Liu, S. Stevens, Q. Zhou, and V. Prasanna, "Cloud-based software platform for big data analytics in smart grids," *Computing in Science & Engineering*, vol. 15, no. 4, pp. 38–47, 2013.
- [19] M. Kezunovic, L. Xie, and S. Grijalva, "The role of big data in improving power system operation and protection," in *Bulk Power System Dynamics and Control-IX Optimization, Security and Control of the Emerging Power Grid (IREP), 2013 IREP Symposium*. IEEE, 2013, pp. 1–9.
- [20] B. Stott, "Review of load-flow calculation methods," *Proceedings of the IEEE*, vol. 62, no. 7, pp. 916–929, 1974.
- [21] M. H. Amini, M. D. Ilic, and O. Karabasoglu, "DC power flow estimation utilizing bayesian-based LMMSE estimator," in *IEEE PES General Meeting*, 2015, pp. 1–5.
- [22] J. Mohammadi, S. Kar, and G. Hug, "Distributed approach for DC optimal power flow calculations," *arXiv preprint arXiv:1410.4236*, 2014.

- [23] E. Candes and J. Romberg, "Sparsity and incoherence in compressive sampling," *Inverse problems*, vol. 23, no. 3, p. 969, 2007.
- [24] M. Rahmani and G. Atia, "A subspace learning approach to high-dimensional matrix decomposition with efficient information sampling," *arXiv preprint arXiv:1502.00182*, 2016.
- [25] —, "Innovation pursuit: A new approach to subspace clustering," *arXiv preprint arXiv:1512.00907*, 2015.
- [26] E. J. Candès, J. Romberg, and T. Tao, "Robust uncertainty principles: Exact signal reconstruction from highly incomplete frequency information," *Information Theory, IEEE Transactions on*, vol. 52, no. 2, pp. 489–509, 2006.
- [27] M. Rahmani and G. Atia, "Randomized robust subspace recovery for high dimensional data matrices," *arXiv preprint arXiv:1505.05901*, 2015.
- [28] E. J. Candes and T. Tao, "Near-optimal signal recovery from random projections: Universal encoding strategies?" *Information Theory, IEEE Transactions on*, vol. 52, no. 12, pp. 5406–5425, 2006.
- [29] —, "Decoding by linear programming," *Information Theory, IEEE Transactions on*, vol. 51, no. 12, pp. 4203–4215, 2005.
- [30] (2015) Power systems test case archive. [Online]. Available: <http://www.ee.washington.edu/research/pstca/>