

## RADIATION BACKGROUNDS AT COSMIC DAWN: X-RAYS FROM COMPACT BINARIES

PIERO MADAU<sup>1,2,3</sup> AND TASSOS FRAGOS<sup>4</sup><sup>1</sup> Department of Astronomy & Astrophysics, University of California, 1156 High Street, Santa Cruz, CA 95064, USA<sup>2</sup> Institut d'Astrophysique de Paris, Sorbonne Universités, UPMC Univ Paris 6 et CNRS, UMR 7095, 98 bis bd Arago, 75014 Paris, France<sup>3</sup> Center for Theoretical Astrophysics and Cosmology, University of Zurich, Winterthurerstrasse 190, Zurich, Switzerland<sup>4</sup> Geneva Observatory, University of Geneva, Chemin des Maillettes 51, 1290 Sauverny, Switzerland

## ABSTRACT

We compute the expected X-ray diffuse background and radiative feedback on the intergalactic medium (IGM) from X-ray binaries prior and during the epoch of reionization. The cosmic evolution of compact binaries is followed using a population synthesis technique that treats separately neutron stars and black hole binaries in different spectral states and is calibrated to reproduce the observed X-ray properties of galaxies at  $z \lesssim 4$ . Together with an updated empirical determination of the cosmic history of star formation, recent modeling of the stellar mass-metallicity relation, and a scheme for absorption by the IGM that accounts for the presence of ionized H II bubbles during the epoch of reionization, our detailed calculations provide refined predictions of the X-ray volume emissivity and filtered radiation background from “normal” galaxies at  $z \gtrsim 6$ . Radiative transfer effects modulate the background spectrum, which shows a characteristic peak between 1 and 2 keV. Because of the energy dependence of photoabsorption, soft X-ray photons are produced by local sources, while more energetic radiation arrives unattenuated from larger cosmological volumes. While the filtering of X-ray radiation through the IGM slightly increases the mean excess energy per photoionization, it also weakens the radiation intensity below 1 keV, lowering the mean photoionization and heating rates. Numerical integration of the rate and energy equations shows that the contribution of X-ray binaries to the ionization of the bulk IGM is negligible, with the electron fraction never exceeding 1%. Direct He I photoionizations are the main source of IGM heating, and the temperature of the largely neutral medium in between H II cavities increases above the temperature of the cosmic microwave background (CMB) only at  $z \lesssim 10$ , when the volume filling factor of H II bubbles is already  $\gtrsim 0.1$ . Therefore, in this scenario, it is only at relatively late epochs that neutral intergalactic hydrogen may be observable in 21-cm emission against the CMB.

*Keywords:* cosmology: theory — dark ages, reionization, first stars — diffuse radiation — intergalactic medium — X-rays: binaries

## 1. INTRODUCTION

The study of the epoch of first light in the universe has attracted major attention in observational and theoretical cosmology over the last two decades. Despite a lot of effort, however, a complete, satisfactory theory of hydrogen and helium reionization in the universe is still lacking. Recent observations of Ly $\alpha$  absorption in the spectra of distant quasars and of cosmic microwave background (CMB) anisotropies and polarization have pushed forward the timeline of hydrogen reionization (Becker et al. 2015; Planck Collaboration et al. 2016) and backward that of helium double reionization (Worseck et al. 2014). And while it is generally agreed that the IGM is kept ionized by the integrated EUV emission from AGNs and star-forming galaxies, there is still no consensus on the relative contributions of these sources as a function of epoch (e.g., Haardt & Madau 1996; Volonteri & Gnedin 2009; Robertson et al. 2010; Haardt & Madau 2012; Kollmeier et al. 2014; Bouwens et al. 2015; Madau & Haardt 2015, and references therein). Equally poorly understood is the thermal history of the IGM, which reflects the timing and duration of reionization as well as the nature of ionizing sources. Measurements of the IGM temperature evolution from redshift 2 to 5 are not consistent with the monotonic increase with redshift expected after the completion of hydrogen reionization, and require a substantial injection of additional energy,

likely from the photoionization of He II (Becker et al. 2011; Upton Sanderbeck et al. 2015).

An alternative way to probe the end of the cosmic dark ages and discriminate between different reionization histories is through 21-cm tomography of neutral hydrogen (Madau et al. 1997; Shaver et al. 1999; Tozzi et al. 2000). Because of inhomogeneities in the gas density field, hydrogen ionized fraction, and spin temperature, and of velocity gradients along the line of sight, the 21-cm signal will display angular structure, as well as structure in redshift space (see Furlanetto et al. 2006, for a review). A neutral, pre-reionization IGM would be observable in emission against the CMB in the presence of enough Ly $\alpha$  background photons to mix the hyperfine levels and of a pre-heating mechanism, such as X-ray radiation from the first galaxies or AGNs (e.g., Field 1958; Madau et al. 1997; Ciardi & Madau 2003; Chen & Miralda-Escudé 2004; Kuhlen et al. 2006; Furlanetto 2006; Pritchard & Furlanetto 2007).

It is generally appreciated that energetic X-ray photons may have significantly altered the thermal and ionization balance of the early IGM. Unlike stellar EUV photons, they can easily escape from their host galaxies, quickly establish a homogeneous X-ray background, make the low-density IGM warm and weakly ionized prior to the epoch of reionization breakthrough, set an entropy floor, reduce gas clumping, and promote gas-phase H<sub>2</sub> forma-

tion (e.g., [Oh 2001](#); [Venkatesan et al. 2001](#); [Madau et al. 2004](#)). At redshifts  $z > 6$ , it is expected that the emission from high-mass X-ray binaries (HMXBs) in young stellar populations may dominate over the fading AGN population ([Fragos et al. 2013a](#)), and that, because of metallicity effects, the X-ray luminosity from binaries per unit star formation rate (SFR) may be enhanced compared to present-day galaxies (e.g., [Linden et al. 2010](#); [Basu-Zych et al. 2013a](#); [Brorby et al. 2014](#); [Douna et al. 2015](#); [Basu-Zych et al. 2016](#); [Lehmer et al. 2016](#)). A number of authors have addressed the possible feedback from HMXBs during galaxy formation and evolution (e.g., [Cantalupo 2010](#); [Mirabel et al. 2011](#); [Justham & Schawinski 2012](#); [Power et al. 2013](#); [Fragos et al. 2013a,b](#); [Fialkov et al. 2014](#); [Jeon et al. 2014](#); [Pacucci et al. 2014](#)). [Fragos et al. \(2013b\)](#) were the first to go beyond simple order-of-magnitude estimates: they used state-of-the-art binary population synthesis models in combination with the global star-formation history and metallicity evolution predicted by the semi-analytic galaxy formation model of [Guo et al. \(2011\)](#), to calculate the energy input from binaries at  $z \gtrsim 6$ –8. The [Guo et al. \(2011\)](#) phenomenological recipes for star formation, however, are known to be significantly in error, as they produce overly efficient star formation at the early epochs of interest here and in small galaxies.

Over the last few years, an explosion of data from ultra-deep surveys has begun to provide consistent results for the general galaxy population in the reionization era. Better determinations of the cosmic history of star formation from UV and IR data (e.g., [Madau & Dickinson 2014](#)), together with a better understanding of the redshift evolution of the mass-metallicity relation (e.g., [Zahid et al. 2014](#)), all allow us to refine predictions for the evolution of the X-ray binary population across cosmic time. Here, we expand on previous treatments and use binary population synthesis models to compute the expected time-evolving X-ray metagalactic flux and radiative feedback on the IGM from star-forming galaxies at  $z > 6$ . Unless otherwise stated, all results presented below will assume a “cosmic concordance cosmology” with parameters  $(\Omega_M, \Omega_\Lambda, \Omega_b, h) = (0.3, 0.7, 0.046, 0.7)$ .

## 2. COSMIC STAR FORMATION HISTORY

To follow the redshift evolution of the compact binary population and the resulting X-ray volume emissivity, we use the formalism and census of SFR determinations from UV and infrared surveys recently reviewed by [Madau & Dickinson \(2014\)](#). For our fiducial model, we adopt a best-fitting comoving SFR density of

$$\psi(z) = 0.01 \frac{(1+z)^{2.6}}{1 + [(1+z)/3.2]^{6.2}} \text{ M}_\odot \text{ yr}^{-1} \text{ Mpc}^{-3}. \quad (1)$$

As shown in Figure 1, this is an updated version of the formula given in Equation (15) of [Madau & Dickinson \(2014\)](#) that better reproduces a number of recent  $4 \lesssim z \lesssim 10$  results ([Bowler et al. 2015](#); [Finkelstein et al. 2015](#); [Ishigaki et al. 2015](#); [McLeod et al. 2015](#); [Oesch et al. 2015](#); [McLeod et al. 2016](#)). The normalization factor has been multiplied by 0.66 to convert SFRs from a Salpeter initial mass function (IMF) ([Salpeter 1955](#)) to a Kroupa IMF ([Kroupa 2001](#)). The total comoving mass density of long-lived stars and stellar remnants accumulated from

earlier episodes of star formation,

$$\rho_* = (1 - R) \int_0^t \psi dt = (1 - R) \int_z^\infty \frac{\psi dz'}{H(z')(1+z')}, \quad (2)$$

where  $H(z') = H_0[\Omega_M(1+z')^3 + \Omega_\Lambda]^{1/2}$  is the Hubble parameter in a flat cosmology and  $R = 0.39$  is the “return fraction” in the instantaneous recycling approximation, i.e. the mass fraction of each generation of stars that is put back into the interstellar medium for a Kroupa IMF. The stellar mass-weighted mean stellar age at cosmic time  $t$  can be computed as

$$\langle T \rangle = t - \int_0^t t' \psi(t') dt' \left[ \int_0^t \psi(t') dt' \right]^{-1}. \quad (3)$$

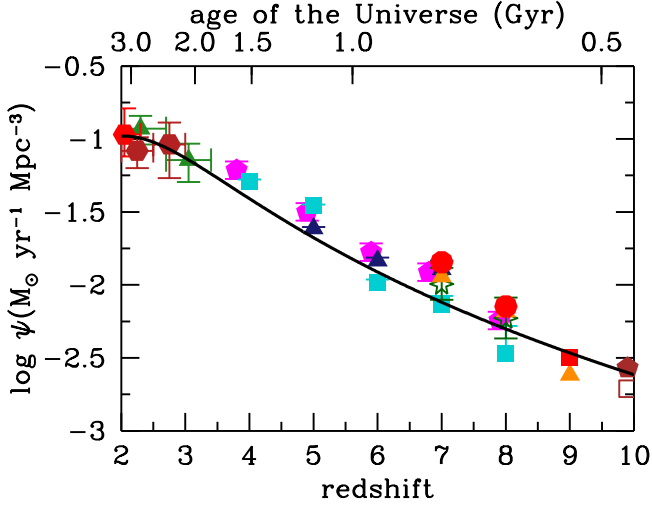
The star-formation history of Equation (1) yields a mass-weighted mean stellar age of 8.1 Gyr at the present epoch, 2.5 Gyr at  $z = 2$ , and 1 Gyr at  $z = 5.5$ . Below, unless otherwise stated, we have adjusted all values of stellar mass and SFR to correspond to our adopted Kroupa IMF when making comparisons with other studies.

Equation (1) is based on a conversion from luminosity density to SFR density in which all published luminosity functions (LFs) have been conservatively integrated down to the same relative limiting luminosity in units of the characteristic luminosity  $L_*$ ,  $L_{\min} = 0.03 L_*$ , and the conversion factor between intrinsic UV specific luminosity and ongoing SFR is  $\mathcal{K}_{UV} = 0.66 \times 1.15 \times 10^{-28} \text{ M}_\odot \text{ year}^{-1} \text{ erg}^{-1} \text{ s Hz}$  (c.f. [Madau & Dickinson 2014](#)). We have checked that our fiducial model agrees to within 15% in the redshift range  $5.5 \lesssim z \lesssim 10$  with the UV luminosity densities derived by [Bouwens et al. \(2015\)](#) under the assumption of a faint-end LF cut-off of  $M_{\text{lim}} = -16$  mag.

Recent results on the  $z \sim 7$  LF derived from magnified sources behind lensing clusters have indicated a steep faint-end slope,  $\alpha = -2.04$ , which extends down to  $M_{\text{lim}} = -15.25$ , corresponding to  $0.005 L_*$  ([Atek et al. 2015](#)). The best Schechter fit yields the parameters  $\log(\phi_*/\text{Mpc}^{-3}) = -3.54$  and  $M_* = -20.89$ , and a total luminosity density (in units of  $\text{erg s}^{-1} \text{ Mpc}^{-3} \text{ Hz}^{-1}$ ),  $\log \rho_{UV} = 26.2$ , which is 0.2 dex higher than adopted here. For completeness, in the following we shall also provide results for a “high” model in which the comoving SFR density in Equation (1) is increased by a constant factor of 0.2 dex to account for faint sources between  $-17$  and  $-15$  mag.

## 3. MASS-METALLICITY RELATION

Metallicity affect the number and luminosity of HMXBs, primarily because the mass-loss rates of OB stars from line-driven winds scale with metal content. This results in a more numerous and more massive black hole population in low metallicity environments ([Linden et al. 2010](#); [Fragos et al. 2013a](#)). The gas-phase oxygen abundance is known to correlate with stellar mass in star-forming galaxies, a mass-metallicity (MZ) relation that extends down to  $M_* \sim 10^6 \text{ M}_\odot$  ([Berg et al. 2012](#)) and out to  $z \sim 3.5$  (e.g., [Maiolino et al. 2008](#)). [Zahid et al. \(2014\)](#) recently investigated the MZ relation at  $z \lesssim 1.6$  using data from the Sloan Digital Sky Survey (SDSS), Smithsonian Hectospec Lensing Survey (SHELS), Deep



**Figure 1.** The history of cosmic star formation at  $2 < z < 10$  from UV+IR rest-frame measurements. All luminosities have been converted to instantaneous SFR assuming a Kroupa IMF. The data points with error bars are from Bouwens et al. (2014) (magenta pentagons), Bowler et al. (2015) (blue triangles), Finkelstein et al. (2015) (turquoise squares), Gruppioni et al. (2013) (brown hexagons), Ishigaki et al. (2015) (orange triangles), Magnelli et al. (2013) (red hexagons), McLeod et al. (2015) (red square), McLeod et al. (2016) (brown pentagon), McLure et al. (2013) (red circles), Oesch et al. (2015) (brown empty square), and Schenker et al. (2013) (dark green stars). When computing luminosity densities, all LFs have been integrated down to the same relative limiting luminosity  $L_{\min} = 0.03 L_*$ . The solid line shows the best-fitting function in Equation (1).

Extragalactic Evolutionary Probe 2 (DEEP2), and the FMOS-COSMOS survey, and modeled it as

$$12 + \log(\text{O}/\text{H}) = Z_0 + \log \left[ 1 - e^{-(M_*/M_0)^\gamma} \right]. \quad (4)$$

Here,  $Z_0$  is the saturation metallicity and  $M_0$  is the characteristic turnover mass above which the metallicity asymptotically approaches  $Z_0$ . The MZ relation reduces to a power-law with index  $\gamma$  at stellar masses  $M_* < M_0$ , and flattens at higher masses. The parameters in Equation (4) that fit the observed redshift-dependent MZ relation are  $Z_0 = 9.102 \pm 0.002$ ,  $\gamma = 0.513 \pm 0.009$ , and

$$\log M_0 = (9.138 \pm 0.003) + (2.64 \pm 0.05) \log(1+z), \quad (5)$$

where  $M_0$  is expressed in solar masses and stellar masses are measured assuming a Chabrier (2003) IMF (Zahid et al. 2014). The redshift evolution of the MZ relation is parameterized solely by evolution in the characteristic turnover mass. At a fixed stellar mass, the metallicity increases as the universe ages. Numerical modeling by Zahid et al. (2014) suggests that the MZ relation originates from a more fundamental, universal relationship between metallicity and stellar-to-gas mass ratio that is followed by all galaxies as they evolve. We have assumed that this MZ relation holds at all redshifts, and integrated Equation (4) over the evolving galaxy stellar mass func-

tion (SMF) to compute a mean mass-weighted gas-phase metallicity at  $z = 0.03$  (Baldry et al. 2012) and over the redshift ranges  $0.35 < z < 3.5$  (Ilbert et al. 2013),  $0.75 < z < 3.0$  (Kajisawa et al. 2009),  $4.0 < z < 5.0$  (Lee et al. 2012), and  $3.5 < z < 7.5$  (Grazian et al. 2015). The results are shown in Figure 2, together with the best-fitting function

$$\log \langle Z/Z_\odot \rangle = 0.153 - 0.074 z^{1.34}, \quad (6)$$

This is the mass-weighted metallicity of newly formed stars, and is found to range from 1.4 solar at present to 0.14 solar at  $z = 7$ . We adopt the solar metallicity scale of Anders & Grevesse (1989),  $12 + \log(\text{O}/\text{H}) = \log(Z/Z_\odot) + 8.93$ , throughout.

We note, in passing, that the absolute metallicity scale is very uncertain. Common metallicity calibrations based on metallicity-sensitive optical line ratios include theoretical methods as well as empirical methods (for a review, see Kewley & Ellison 2008). Comparison between these methods reveal large systematic offsets by up to 0.7 dex, with larger metallicities predicted by theoretical calibrations and lower values inferred by empirically calibrated diagnostics. The Zahid et al. (2014) MZ relation adopted in this work is based on metallicities derived using the Kobulnicky & Kewley (2004) diagnostic. The absolute metallicity calibration as well as the extrapolation of the redshift-dependent MZ relation to very early epochs should be regarded as two major uncertainties in the calculations below.

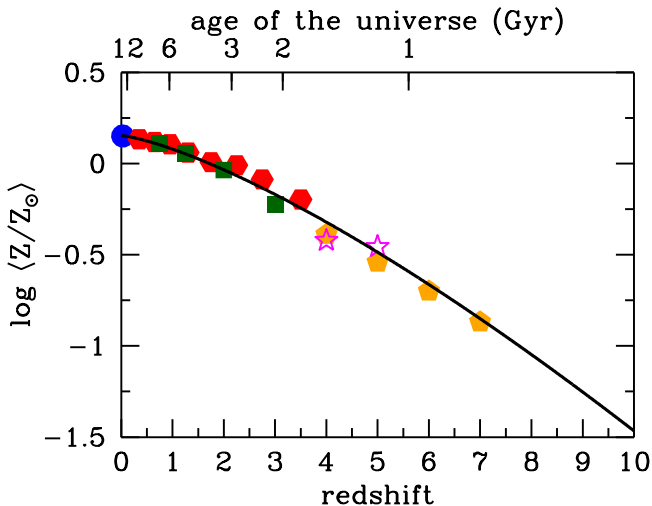
#### 4. POPULATION SYNTHESIS MODELING

Above 1.5 keV, X-rays emission in “normal galaxies” originates mainly from accreting X-ray binaries. Within the compact binary population, HMXBs are short-lived and trace recent star formation activity, while low mass X-ray binaries (LMXBs) are associated with older stellar populations and their 2-10 keV luminosity scales with the stellar mass of the galaxy. Here, we use the library of 288 synthetic models, presented by Fragos et al. (2013b), for the evolution of X-ray binaries across cosmic time. This library of models was constructed using the population synthesis code STARTRACK (Belczynski et al. 2002, 2008), which incorporates both single and binary star populations, detailed implementations of all mass transfer phases and of tidally driven orbital evolution, and the most recent estimates of magnetic braking. The model parameters that were varied among the 288 models include the metallicity, the common envelope (CE) efficiency, the high-mass slope of the IMF, the initial distribution of binary mass ratios, the stellar wind strength, the distribution of natal kicks for black holes formed through direct core collapse, and different outcomes of the CE phase. For consistency with the rest of our analysis, we only considered synthetic models with a high-mass slope of the IMF equal to  $-2.35$ .

The cosmic history of star formation and gas metallicity considered here (see discussion in § 2 and § 3) have been significantly revised compared to the prescriptions adopted by Fragos et al. (2013b). Thus, we need to repeat the statistical comparison of our model library to the observed X-ray properties of galaxies at low and intermediate redshifts, in order to select the model that best reproduces them. The results of the highest like-

**Table 1**  
Best-fit eighth-order polynomial coefficients for equations (8) and (9) in the 2-10 keV energy band.

$\beta_0$	$\beta_1$	$\beta_2$	$\beta_3$	$\beta_4$	$\beta_5$	$\beta_6$	$\beta_7$	$\beta_8$
40.431737	135.11736	-106273.6	25606802.0	-3.0811049e+09	2.0496541e+11	-7.6798616e+12	1.5199552e+14	-1.2367941e+15
$\gamma_0$	$\gamma_1$	$\gamma_2$	$\gamma_3$	$\gamma_4$	$\gamma_5$	$\gamma_6$	$\gamma_7$	
31.146728	-0.45430992	-2.8252739	-1.0575509	4.2083042	-0.51162336	-4.9047475	3.6762326	0.081965447



**Figure 2.** The gas-phase metallicity history of the galaxy population as a whole. The mass-weighted metallicity has been computed by integrating the mass-metallicity relation of Zahid et al. (2014) (see Eqs. 4 and 5) over the evolving galaxy stellar mass function of Baldry et al. (2012) (blue dot), Ilbert et al. (2013) (red exagons), Kajisawa et al. (2009) (green squares), Lee et al. (2012) (magenta stars), and Grazian et al. (2015) (orange pentagons). We used a low-mass integration limit of  $M_* = 10^8 M_\odot$ . The data points are from Baldry et al. (2012) (blue dot), Ilbert et al. (2013) (red exagons), Kajisawa et al. (2009) (green squares), Lee et al. (2012) (magenta stars), and Grazian et al. (2015) (orange pentagons). Oxygen metallicities are expressed in units of solar (Anders & Grevesse 1989). All estimates of stellar mass have been adjusted to the same IMF. The dashed line shows the best-fitting function  $\log \langle Z/Z_\odot \rangle = 0.153 - 0.074 z^{1.34}$ .

likelihood model can then be extrapolated to predict the X-ray properties of early stellar populations. In contrast to Fragos et al. (2013b), we not only match our models to the observed properties of the local binary population, but also use in the comparison recently derived scaling relations as a function of redshift for the X-ray emission of HMXBs per unit SFR and LMXBs per unit stellar mass. The time-evolution of such scaling relations is constrained by the X-ray stacking analysis of the 6 Ms *Chandra* Deep Field-South (CDF-S) data, which extends out to redshift 2.5 (Lehmer et al. 2016).

For each model we also calculate the contribution of binaries to the total observed unresolved X-ray background plus resolved normal-galaxy emission. Specif-

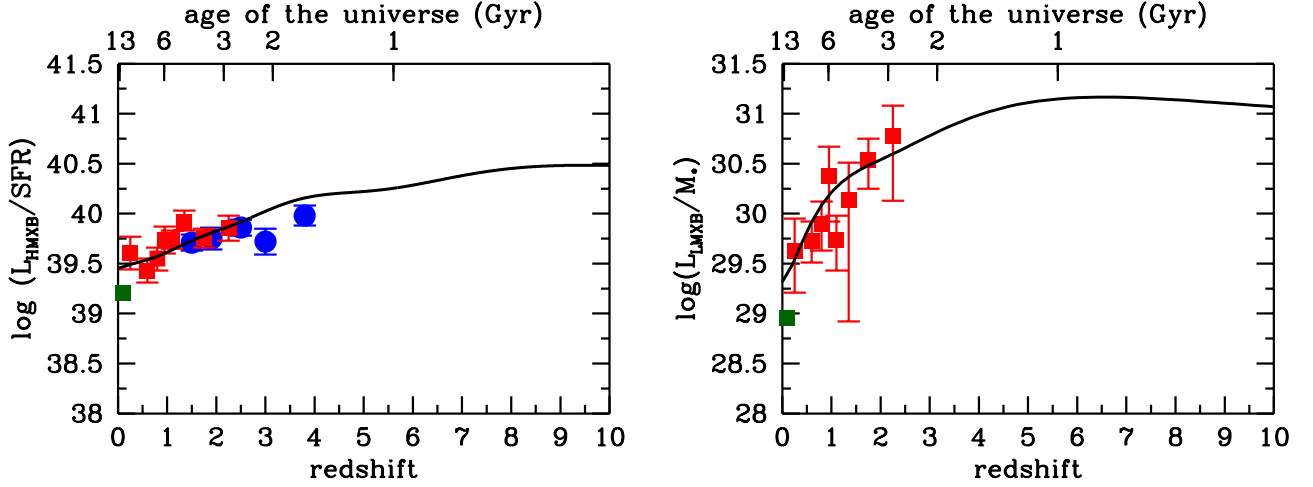
ically, we use the limiting sky intensities from the 4 Ms CDF-S of  $2.2 \times 10^{12} \text{ erg cm}^{-2} \text{ s}^{-1} \text{ deg}^{-2}$  and  $3.2 \times 10^{12} \text{ erg cm}^{-2} \text{ s}^{-1} \text{ deg}^{-2}$  in the soft (0.5-2 keV) and hard (2-8 keV) bands, respectively (Lehmer et al. 2012). The contribution of a synthetic model to the cosmic X-ray backgrounds is calculated as described in Lehmer et al. (2016), while its total likelihood is estimated following Fragos et al. (2013b). Assuming that the reported errors for all observed quantities are Gaussian in log space, the likelihood  $L_i$  of the data given the  $i$ th model becomes:

$$L_i(M|D) = \prod_{j=1,16} G(M_{i,j}; \mu_j, \sigma_j) \times \prod_{j=17,18} \left\{ \text{erf} \left( \frac{M_{i,j}^2}{2\sigma_j^2} \right) - \text{erf} \left[ \frac{(\mu_j - M_{i,j})^2}{2\sigma_j^2} \right] \right\}, \quad (7)$$

where  $G$  is the Gaussian function, erf is the error function,  $\mu_j$  and  $\sigma_j$  for  $j = 1, 8, 9, 16$  are the observed values and the associated errors at different redshifts for  $\log(L_{\text{LMXB}}/M_*)$  and  $\log(L_{\text{HMXB}}/\text{SFR})$  (see Table 4 in Lehmer et al. 2016),  $\mu_j$  and  $\sigma_j$  for  $j = 17, 18$  are the total observed unresolved X-ray background plus resolved normal-galaxy emission in the soft and hard bands, as reported by Lehmer et al. (2012), and  $M_{i,j}$  are the predictions of the  $i$ th model for each of these quantities.

Model 265 from Table 3 in Fragos et al. (2013b) is our new maximum likelihood model, and the one we shall adopt in the rest of our analysis. Compared to Model 245, the maximum likelihood model adopted in Fragos et al. (2013b), Model 265 assumes a flatter IMF (with high-mass slope equal to  $-2.35$ , instead of the  $-2.7$  of Model 245) and allows for the possibility of a successful common envelope ejection when the donor star is in the Hertzsprung gap. The flatter IMF produces relatively more black holes compared to a steeper one and therefore results in more luminous populations of LMXBs as well as HMXBs. Allowing for a successful common envelope ejection when the donor star is in the Hertzsprung gap has a negligible effect on the emission from LMXBs and only slightly increases the luminosity of the HMXB population. The progenitors of LMXBs are on average less massive than those of HMXBs, and thus the probability of a common envelope occurring while the donor star is on the Hertzsprung gap is very low, since only very massive stars expand significantly during the Hertzsprung gap. The other parameters used in model 265 include an up-to-date suite of stellar wind prescriptions for stars in different evolutionary phases (Belczynski et al. 2010), a low common envelope ejection efficiency ( $\alpha_{\text{CE}} \times \lambda \sim 0.1$ , where  $\alpha_{\text{CE}}$  is the efficiency with which orbital energy is





**Figure 3.** Left: X-ray luminosity in the 2-10 keV range from the HMXB population, per unit SFR, as a function of redshift. The ratio  $L_{\text{HMXB}}/\text{SFR}$  is measured in  $\text{erg s}^{-1} \text{M}_{\odot}^{-1} \text{yr}$ . The solid line displays the evolution of this ratio obtained by combining binary population synthesis modelling (Eq. 8) with the mean stellar mass-gas metallicity relation of Eq. 6. Right: X-ray luminosity in the 2-10 keV range from the LMXB population, per unit stellar mass, as a function of redshift. The ratio  $L_{\text{LMXB}}/M_*$  is measured in  $\text{erg s}^{-1} \text{M}_{\odot}^{-1}$ . The solid line displays the evolution of this ratio obtained by combining binary population synthesis modelling (Eq. 9) with the stellar mass-weighted mean stellar age of Eq. 3. The data points show the results from the *Chandra* Deep Field-South X-ray stacking analysis of normal, star-forming galaxies at  $z < 4$  from Basu-Zych et al. (2013b) (blue dots) and Lehmer et al. (2016) (red squares), and from *Chandra* observations of luminous infrared galaxies (Lehmer et al. 2010) (green square).

converted into heat and  $\lambda$  measures the central concentration of the donor and the envelope binding energy), and a mixed initial binary mass ratio distribution, where half of the binaries originate from a “twin binary” distribution and half from a flat mass ratio distribution. This set of parameters has been shown in several studies to produce X-ray binary populations that are consistent with observation of both the local and the distant universe (e.g. Fragos et al. 2008, 2009, 2010; Linden et al. 2010; Luo et al. 2012; Tremmel et al. 2013; Tzanavaris et al. 2013).

In order to alleviate the dependence of the results on the adopted prescriptions for star formation and chemical evolution, we have followed Fragos et al. (2013a) and extracted from the model the dependence of the X-ray luminosity from HMXBs per unit star formation rate,  $L_{\text{HMXB}}/\text{SFR}$ , on the mass-weighted mean metallicity of the newly formed stars,  $\langle Z \rangle$ , and the dependence of the X-ray luminosity from LMXBs per unit of stellar mass,  $L_{\text{LMXB}}/M_*$ , on the mass-weighted mean stellar age of the population,  $\langle T \rangle$ . In polynomial form, these quantities can be written as

$$\log(L_{\text{HMXB}}/\text{SFR}) = \sum_i \beta_i \langle Z \rangle^i \quad (8)$$

and

$$\log(L_{\text{LMXB}}/M_*) = \sum_i \gamma_i \log^i \langle T \rangle, \quad (9)$$

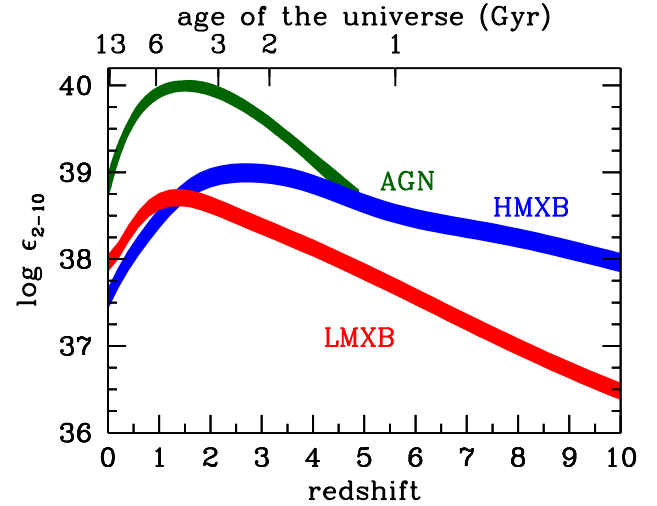
where  $L_{\text{HMXB}}/\text{SFR}$  is measured in  $\text{erg s}^{-1} \text{M}_{\odot}^{-1} \text{yr}$ ,  $L_{\text{LMXB}}/M_*$  in  $\text{erg s}^{-1} \text{M}_{\odot}^{-1}$ , and  $\langle T \rangle$  in Gyr. The parameters  $\beta_i$  and  $\gamma_i$  in the energy band 2-10 keV are pro-

vided in Table 1, before taking into account interstellar absorption. It is easy to check that  $L_{\text{HMXB}}/\text{SFR}$  increases by an order of magnitude as the gas-phase metallicity decreases from 1.5 solar to 10% solar. There is an even stronger dependence of  $L_{\text{LMXB}}/M_*$  on the mean stellar age of the population, as this peaks early on at ages of 0.8-1 Gyr and then decreases rapidly by 1.8 dex to the values observed in the local universe.

The left panel of Figure 3 displays the  $L_{\text{HMXB}}/\text{SFR}$  ratio versus redshift obtained by combining Equation (8) with the redshift-dependent metallicity given in Equation (6). In the right panel we plot instead the  $L_{\text{LMXB}}/M_*$  ratio versus redshift obtained by combining Equation (9) with the redshift-dependent mean stellar age given in Equation (3). The figure shows the predicted rapid evolution of the LMXB emission per unit stellar mass out to redshift 5 or so, together with the milder increase over the same redshift interval expected for the HMXB emission per unit SFR. The latter is associated with the decline in metallicity with redshift. Metallicity affects the number and luminosity of HMXBs through a number of physical processes involved in binary evolution. Mass-loss rates of OB and Wolf-Rayet stars from line-driven winds scale inversely with their metal content. This results in a more massive and more numerous black hole population (Linden et al. 2010; Fragos et al. 2013a). Furthermore, reduced wind mass losses in low-metallicity environments lead to reduced angular momentum losses and to overall tighter binary orbits, which in turn increase the ratio of Roche-lobe overflow versus wind-fed HMXBs. The former mass transfer mechanism is significantly more efficient, and produces a more luminous HMXB population (Fragos et al. 2013b). Finally, low metallicity massive

stars tend to expand later in their evolution compared to their high metallicity counterparts, thus interacting with their companions for the first time and entering the common envelope phase while having more massive cores and less bound envelopes that can be easily expelled. The combination of these two effects leads again to an increased number of HMXBs with black-hole accretors at lower metallicities (Linden et al. 2010; Justham et al. 2015). At very low metallicities ( $z \gtrsim 8$ ), the ratio  $L_{\text{HMXB}}/\text{SFR}$  remain relatively flat, as the above effects saturate. For metallicities below  $1/20 Z_{\odot}$ , wind mass losses becomes so low that they stop playing a crucial role in the evolution of massive stars. Conversely, the rise of  $L_{\text{LMXB}}/M_*$  with redshift occurs because in younger stellar populations the LMXB donor star is typically more massive, driving higher mass-transfer rates onto the compact object accretor and hence producing more luminous LMXBs. The flattening in the LMXB emission per unit stellar mass at  $z \gtrsim 5$  marks the epoch when the mass-weighted mean stellar age drops below 1 Gyr, which is roughly the mean delay time between the formation of an LMXB progenitor binary and the turn-on of the X-ray binary phase (Fragos et al. 2013b).

Figure 3 shows a comparison between the best-fit model X-ray luminosities and the data. Also depicted in the figure are observational determinations of the 2-10 keV luminosity of HMXBs from an X-ray stacking analysis of Lyman-break galaxies out to  $z \sim 4$  (Basu-Zych et al. 2013b). These constraints were not included in our statistical analysis, as they do not reflect the properties of the galaxy population as a whole, and a non-trivial modeling of selection effects would be required for a robust comparison. Furthermore, we find that the compact binary emission from galaxies at all redshifts contributes about  $2 \times 10^{-12} \text{ erg cm}^{-2} \text{ s}^{-1} \text{ deg}^{-2}$  and  $10^{-12} \text{ erg cm}^{-2} \text{ s}^{-1} \text{ deg}^{-2}$  to the soft and hard cosmic X-ray background intensity today, respectively. In both energy bands, these values are well below the limits reported by Lehmer et al. (2012). Moretti et al. (2012) derived a value of  $J_{2\text{keV}} \simeq 7.0^{+3.8}_{-3.1} \times 10^{-10} \text{ erg cm}^{-2} \text{ s}^{-1} \text{ sr}^{-1} \text{ keV}^{-1}$  to the 2 keV unresolved present-day X-ray background. The expected contribution to this component from our population of compact binaries at  $z > z_x$  is small, about  $3.8 \times 10^{-12} \text{ erg cm}^{-2} \text{ s}^{-1} \text{ sr}^{-1} \text{ keV}^{-1}$  for  $z_x = 5$  and  $1.1 \times 10^{-11} \text{ erg cm}^{-2} \text{ s}^{-1} \text{ sr}^{-1} \text{ keV}^{-1}$  for  $z_x = 4$ . When convolving the redshift-dependent scaling relations  $L_{\text{HMXB}}/\text{SFR}$  and  $L_{\text{LMXB}}/M_*$  with the evolution of the cosmic SFR and stellar mass densities, we shall see below that HMXBs in young stellar populations dominate the X-ray 2-10 keV galaxy emissivity at all redshifts  $z > 2$ . We note here that our population synthesis modeling only follows field binaries. As discussed in Fragos et al. (2013b), a dynamically formed population of LMXBs could make a significant contribution to the integrated X-ray luminosity of some globular cluster-rich elliptical galaxies, where in certain cases more than half of the bright LMXBs reside in globulars. However, it is expected that dynamically-formed LMXBs would constitute less than 10-25% of the general population of LMXBs in both early- and late-type galaxies, and that this fraction would decrease further towards higher redshifts (Fragos et al. 2013b). During its first observing run, Advanced LIGO has observed gravitational waves



**Figure 4.** The integrated X-ray comoving emissivity from compact binaries versus redshift. The 2-10 keV emissivity,  $\epsilon_{2-10}$ , is given in units of  $\text{erg s}^{-1} \text{ Mpc}^{-3}$ . The shading marks our fiducial model (based on Eq. 1) and a “high” model where the SFR density is increased by 0.2 dex. For comparison, the AGN emissivity in the same band, as computed by Aird et al. (2015), is shown with the shaded green region (delimiting the 99% confidence interval in the model parameters). In our model, LMXBs provide a significant contribution to the normal galaxy 2-10 keV emissivity only at  $z \lesssim 1.5$ , and HMXBs begin to outshine the AGN population at  $z > 5$ .

from the coalescence of two binary black hole systems, GW150914 and GW151226, with a third likely candidate, LVT151012 (Abbott et al. 2016). The inferred rates of black hole mergers based on these observations are consistent with predictions of the formation of coalescing black hole binaries in isolated stellar environments (Belczynski et al. 2016) based on the same population synthesis code, STARTRACK, used here. In these calculations, the classical field formation mechanisms produces about 40 times more binary black hole systems than the dynamical formation channels involving globular clusters (Belczynski et al. 2016).

## 5. BINARY X-RAY EMISSIVITY AND DIFFUSE BACKGROUND

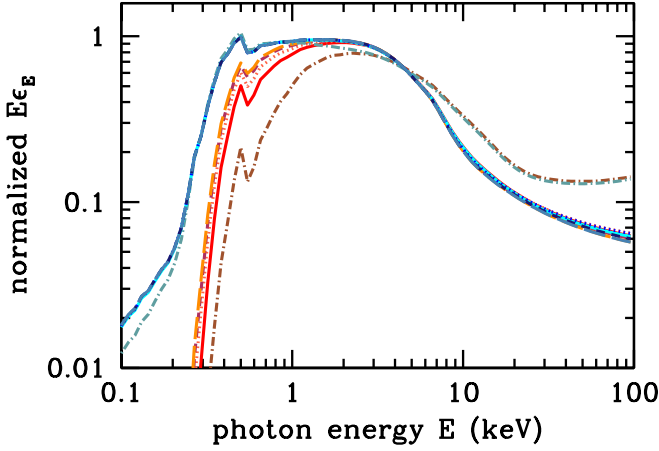
The formalism described above can be used to estimate the 2-10 keV HMXB and LMXB integrated comoving emissivities or luminosity densities (in units of  $\text{erg s}^{-1} \text{ Mpc}^{-3}$ ) from the galaxy population as a whole, as a function of redshift:

$$\log \epsilon_{\text{HMXB}} = \log \psi + \sum_i \beta_i \langle Z \rangle^i, \quad (10)$$

and

$$\log \epsilon_{\text{LMXB}} = \log \rho_* + \sum_i \gamma_i \log^i \langle T \rangle. \quad (11)$$

Figure 4 compares the LMXB and HMXB emissivity predictions from our modeling with the AGN emissivity in



**Figure 5.** The spectral energy distribution (SED) of the global compact binary population. Plotted on the vertical axis is the X-ray emissivity per logarithmic bandwidth, normalized to an integrated emissivity of unity in the 2–10 keV band, as a function of the rest-frame photon energy  $E$ . The dash-dotted, solid, dotted, short-dashed, and long-dashed blue-colored lines shows the intrinsic (unabsorbed) emissivity at five different redshifts,  $z = 0, 6, 8, 10$ , and  $12$ , respectively. The red-colored lines show the same emissivities including interstellar photoelectric absorption by a hydrogen column of  $3 \times 10^{21} \text{ cm}^{-2}$  with the redshift-dependent metallicity of Eq. (6).

the same band, as computed by Aird et al. (2015). The emission of X-ray photons in the  $z < 5$  universe is dominated by AGNs, whose luminosity density at the peak ( $z = 1.5$ ) is  $\sim 15$  times higher than that of compact binaries. LMXBs make a significant contribution to the normal galaxy X-ray emissivity only at  $z \lesssim 1.5$ , and are already  $\sim 4$  times fainter than HMXBs at  $z = 3$ . At  $z \gtrsim 6$ , HMXBs in young stellar populations may eclipse the fading AGN contribution, and come to dominate the early X-ray diffuse background. While we shall assume below that this is indeed the case, it is fair to point out that the demography of faint AGNs at  $z \gtrsim 4$  is still under debate (see, e.g., Masters et al. 2012; Giallongo et al. 2015), and that the idea of a binary-dominated X-ray background at very early times must be regarded as a working hypothesis at this stage.

We have calculated the intrinsic (unabsorbed) spectral energy distribution (SED) of the global compact binary population following the prescriptions presented by Fragos et al. (2013b), which treat separately neutron stars and black hole binaries in different spectral states – a high-soft state where the spectrum is dominated by the thermal emission from the disk, and a low-hard state where the spectrum is dominated by a power-law component. The transition between low-hard and high-soft states in both cases is observed to occur at a luminosity of about 5%  $L_{\text{Edd}}$  (McClintock & Remillard 2006). In the 0.3–8 keV band, the mean and variance of the bolometric correction factors (uncorrected for absorption) from the McClintock & Remillard (2006) and Wu et al.

(2010) compact binary *RXTE* samples are  $0.63 \pm 0.09$  and  $0.51 \pm 0.13$  for neutron stars and black hole binaries in the high-soft state, and  $0.27 \pm 0.09$  and  $0.33 \pm 0.10$  for neutron stars and black hole binaries in the low-hard state, respectively (Fragos et al. 2013b). A phenomenological model for the duty cycle of the active (outburst) state developed by Portegies Zwart et al. (2004) is adopted, based on the observations available for the Galactic black hole transient systems. The resulting specific normalized emissivities at redshifts  $z = 0, 6, 8, 10$ , and  $12$  are shown in Figure 5 as a function of rest-frame photon energy. The slope of the SED above 5 keV is considerably flatter at low redshift, because of the higher relative contribution of neutron star LMXBs, which have harder spectra than black hole accretors. Note how the shape of the intrinsic SED changes very little with redshift at  $z > 6$ .

The shape of the emerging SED at low energies depends strongly on the interstellar absorption of the host high- $z$  galaxy. Typical absorbing columns of  $3 \times 10^{21} \text{ cm}^{-2}$  have been reported for HMXBs in nearby star-forming galaxies by Mineo et al. (2012). Since, at solar metallicities, it is metals that dominate photoabsorption above 0.3 keV (Morrison & McCammon 1983), one may expect more soft photons to escape from the first galaxies into the IGM at a given H I column. Here, we shall adopt a simple model for host-galaxy obscuration, one in which the emerging SED of compact binaries is photoabsorbed by a fixed hydrogen column of  $3 \times 10^{21} \text{ cm}^{-2}$  but with a varying metallicity (following Eq. 6). The characteristic high- $z$  photoabsorbed SEDs, shown in Figure 5, are truncated below 0.3 keV (see also Pacucci et al. 2014), so it is the more penetrating X-rays with energies  $E \sim 0.5$ –3 keV that carry most of the binary radiative energy. We shall see below that uncertainties in the host-galaxy opacity have little impact on the soft X-ray diffuse background at early times, as its spectrum below 1 keV is heavily modulated by intergalactic photoabsorption.

The contribution of HMXBs to the space- and angle-averaged monochromatic radiation intensity  $J_E$  at redshift  $z$  and energy  $E$  can now be computed as

$$J_E = \frac{c}{4\pi} (1+z)^3 \int_z^\infty \frac{dz'}{(1+z')H(z')} \epsilon_{E'} e^{-\tau(E', z')}, \quad (12)$$

where  $\epsilon_{E'}$  is the comoving differential emissivity at energy  $E' = E(1+z')/(1+z)$ , and  $\tau(E', z')$  is the optical depth for a photon of energy  $E'$  traveling from redshift  $z'$  to  $z$ . This is the formal solution to the global radiative transfer equation in an expanding universe. The continuum opacity of a uniform, primordial IGM can be written as

$$\tau(E', z') = c \int_z^{z'} \frac{d\bar{z}}{(1+\bar{z})H(\bar{z})\lambda_X(\bar{E}, \bar{z})}. \quad (13)$$

Here,  $\lambda_X$  is the mean free path for photoelectric absorption of a photon of energy  $\bar{E} = E'(1+\bar{z})/(1+z')$  at redshift  $\bar{z}$ ,

$$\lambda_X(\bar{E}, \bar{z}) = 1 / \sum_i n_i \sigma_i, \quad (14)$$

where  $n_i$  and  $\sigma_i$  are the proper number densities and photoionization cross sections measured at  $\bar{z}$  and  $\bar{E}$  of

species  $i = \text{H I}, \text{He I}, \text{and He II}$ . The effective photoelectric absorption cross section per hydrogen atom in a *neutral* primordial IGM can be approximated as  $\sigma \equiv \sigma_{\text{HI}} + y\sigma_{\text{HeI}} \simeq (3.9 \times 10^{-23} \text{ cm}^2) (E/\text{keV})^{-3.2}$  to an accuracy of 18% in the photon energy range  $0.1 < E < 3$  keV (e.g., [Verner et al. 1996](#)), where  $y = Y/(4X) = 0.083$  is the helium abundance by number. Over this energy range, it is helium that dominates photoabsorption over hydrogen, by a factor of 1.7-2.6. Thus, the ionization balance in the pre-reionization universe, when the predominantly neutral IGM is permeated only by X-rays, will be driven primarily by the photoionization of He I and its associated photoelectrons. The mean free path for photoelectric absorption in a uniform neutral IGM is

$$\lambda_X(E, z) = (43.7 \text{ Mpc}) (E/\text{keV})^{3.2} \left( \frac{1+z}{10} \right)^{-3} \quad (15)$$

in physical units. Because of the strong energy dependence of the cross section, photons with  $E \ll 1$  keV will be absorbed closer to the source galaxies, giving origin to a fluctuating soft X-ray field. More energetic photons will instead permeate the universe more uniformly, heating the low-density IGM far away from galaxies prior to the epoch of reionization breakthrough. The pre-reionization universe will be optically thin to all radiation for which  $\lambda_X > c/H$ , i.e. photons above  $E = (1.7 \text{ keV})[(1+z)/10]^{0.47}$  will have a low probability of absorption across a Hubble volume (e.g., [McQuinn 2012](#)).

## 6. A SIMPLE MODEL FOR REIONIZATION

In order to compute the angle-averaged X-ray specific intensity in the early universe from Equations (12), (13), and (14), we need a model for IGM absorption that accounts for the presence of ionized bubble during the epoch of reionization. Our formalism assumes that UV photons, with their short mean free path, carve out fully-ionized H II regions around galaxies, and that only X-rays are able to penetrate deep into the mostly neutral gas between these cavities. Denoting the volume filling factor of H II regions as  $Q$ , and the electron fraction of the medium – partially ionized by X-rays – in between the fully ionized bubbles as  $x_e$ , one can write the total IGM ionized fraction (including the porosity of H II regions) as  $Q + (1 - Q)x_e$  (see, e.g., [Mesinger et al. 2013](#)). Since, as we shall see below,  $x_e$  never exceeds 1%, the mean free path in Equation (14) can be estimated as

$$\lambda_X = \frac{1}{n_{\text{H}}[(1 - Q)\sigma_{\text{HI}} + y(1 - Q)\sigma_{\text{HeI}} + yQ\sigma_{\text{HeII}}]}, \quad (16)$$

where it was accurately assumed that hydrogen and helium remain (mostly) neutral in between the H II bubbles, and helium is singly-ionized inside them. (Note that the photoabsorbed SEDs of compact binaries are too hard to produce significant He III regions around star-forming galaxies. In our model, helium is assumed to become doubly ionized only at later times by quasar sources). The mean free path of X-ray photons will increase rapidly during reionization as  $Q \rightarrow 1$ . We model the evolution of the ionized volume fraction semi-

analytically by integrating the “reionization equation” (e.g., [Madau et al. 1999](#))

$$\frac{dQ}{dt} = \frac{\dot{n}_{\text{ion}}}{n_0} - \frac{Q}{t_{\text{rec}}}, \quad (17)$$

where  $t_{\text{rec}}$  is a characteristic recombination timescale,  $\dot{n}_{\text{ion}}$  is the emission rate into the IGM of photons above 1 Ryd per unit comoving volume, and  $n_0$  is the mean hydrogen density today. We have solved the above ODE for a galaxy-dominated scenario (cf. [Madau & Haardt 2015](#)), assuming the ionized gas is at temperature  $T_K = 10^{4.3}$  K and has clumping factor  $C_{\text{RR}} = 2.9[(1+z)/6]^{-1.1}$  ([Shull et al. 2012](#)) (both  $T_K$  and  $C_{\text{RR}}$  determine the case-B radiative recombination rate). We parameterize the ionizing photon emissivity as

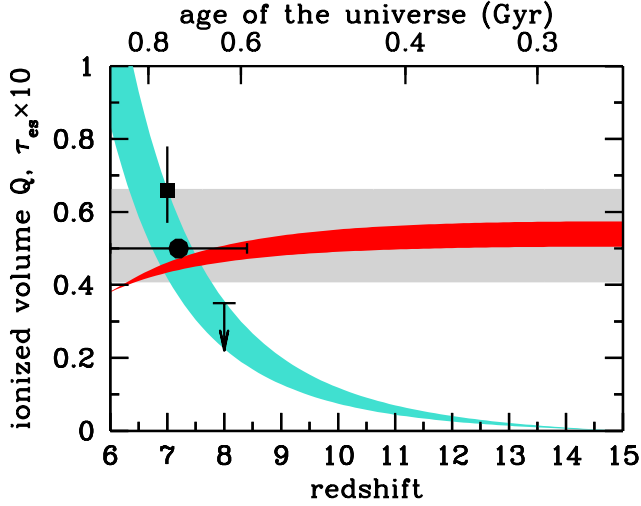
$$\dot{n}_{\text{ion}} = f_{\text{esc}} I_{\text{ion}} \psi, \quad (18)$$

where  $f_{\text{esc}}$  is the luminosity-weighted fraction of ionizing photons that leaks into the IGM from the dense star-forming regions within galaxies,  $\psi$  is the comoving SFR density given in Equation (1), and  $I_{\text{ion}}$  is the ionizing photon yield. We assume  $f_{\text{esc}} = 0.2$  and adopt the value  $I_{\text{ion}} = 10^{53.44} \text{ s}^{-1} \text{ M}_{\odot}^{-1} \text{ yr}$  expected from a stellar population with a Kroupa IMF and metallicity 0.01 solar ([Madau & Dickinson 2014](#)). These numbers correspond to 1450 ionizing photons leaking into the IGM for every baryon that gets converted into stars. We have numerically integrated the reionization equation from redshift  $z_{\text{on}} = 15$  onwards, extrapolating the galaxy volume emissivity at  $z > 10$  to earlier times. As shown in Figure 6, the above parameterization produce a “late” reionization scenario in which hydrogen gets fully reionized (i.e.  $Q = 1$ ) by  $z \simeq 5.8$ -6.4, and the integrated Thomson scattering optical depth is in the range,

$$\tau_{\text{es}} = c\sigma_T n_0 \int_0^\infty \frac{(1+z')^2 dz'}{H(z')} Q(1 + \eta y) = 0.05 - 0.057. \quad (19)$$

Here,  $\sigma_T$  is the Thomson cross section and we take helium to be only singly ionized ( $\eta = 1$ ) at  $z > 4$  and fully doubly ionized ( $\eta = 2$ ) at lower redshifts (e.g., [Kuhlen & Faucher-Giguère 2012](#)). This reionization optical depth is consistent with the most recent value reported by the Planck Collaboration,  $\tau_{\text{es}} = 0.054^{+0.012}_{-0.013}$  (lollipop+PlanckTT+VHL, [Planck Collaboration et al. 2016](#)). The Planck collaboration has also set some interesting constraints on the duration of the reionization process using measurements of the kinetic Sunyaev-Zeldovich (kSZ) effect from the Atacama Cosmology Telescope and South Pole Telescope experiments. The data disfavour an early onset of reionization, and prefer a universe that was ionized at less than the 10% level at  $z > 10$ . The redshift of reionization – defined as the epoch when hydrogen is 50% ionized – is  $z_{\text{re}} = 7.2^{+1.2}_{-1.2}$  (uniform prior, [Planck Collaboration et al. 2016](#)). In agreement with these results, the ionized volume filling factor in our modeling exceeds 10% at  $z \lesssim 9.5$ -10.3, and reaches 50% at redshift 6.7-7.5, where the highest redshifts in these ranges is obtained in the “high” SFR density case. The evolution of the ionized fraction depicted in Figure 6 agrees with recent high-quality measurements from the Ly $\alpha$  opacity of the IGM (e.g., [Becker et al.](#)



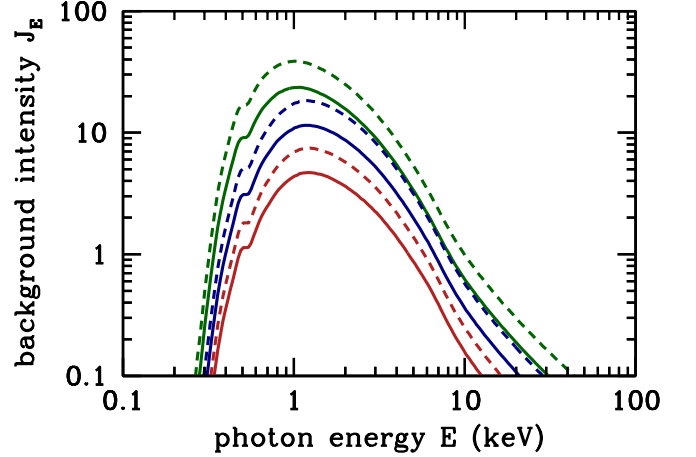


**Figure 6.** Reionization history for our galaxy-dominated scenario. Turquoise curve: evolving ionized volume filling factor, derived integrating the reionization equation (Eq. 17) from redshift  $z_{\text{on}} = 15$  onwards. Hydrogen in the IGM is fully reionized when  $Q = 1$ . Red curve: Thomson scattering optical depth,  $\tau_{\text{es}} \times 10$ , integrated over redshift from the present day. The shading marks our fiducial model (based on Eq. 1) and a “high” model where the SFR density is increased by 0.2 dex. The data point at  $z = 7$  and the upper limit at  $z = 8$  show the constraint on the neutral hydrogen fraction of the IGM inferred from the redshift-dependent prevalence of Ly $\alpha$  emission in the UV spectra of  $z = 6$ –8 galaxies (Schenker et al. 2014). The data point at  $Q = 0.5$  (filled dot) with the horizontal error bar delineates the constraint from CMB data and measurements of the kSZ effect on the redshift of reionization,  $z_{\text{re}} = 7.2^{+1.2}_{-1.2}$  (uniform prior, Planck Collaboration et al. 2016). The latest *Planck* constraint  $\tau = 0.054^{+0.012}_{-0.013}$  (lollipop+PlanckTT+VHL) is shown as the gray area.

2015), the dark pixel statistics (McGreer et al. 2015), and the swift drop observed in the space density of Ly $\alpha$  emitting galaxies at  $z > 6$  (e.g. Choudhury et al. 2015; Schenker et al. 2014).

## 7. PRE-HEATING BY X-RAY PHOTONS

In the next two sections we use the framework outlined above to assess the impact of X-rays from HMXBs on the thermal history of the predominantly neutral gas outside H II regions. Figure 7 shows the spectrum of the early X-ray background predicted by our fiducial model. Two sets of curves at three different redshifts ( $z = 6, 9$  and  $12$ ) are shown, one obtained in the optically thin limit, the other accounting for the opacity of a photoabsorbing IGM with mean free path given by Equation (16). The spectra show a characteristic peak energy between 1 and 2 keV at all redshifts. Above the peak, the spectra recover the optically thin approximation, whereas below the peak they are cut-off by IGM absorption. Because of the energy dependence of photoabsorption, while low energy photons are produced by local sources, higher energy photons arrive unattenuated from larger volumes. As a consequence, the spectrum of the background is harder than the local emissivity. Note how radiative transfer effects modulate the background



**Figure 7.** Spectrum of the diffuse X-ray background ( $\text{keV cm}^{-2} \text{s}^{-1} \text{sr}^{-1} \text{keV}^{-1}$ ) produced by compact binaries in our fiducial model. Curves are shown at  $z = 6$  (green lines),  $z = 9$  (blue lines), and  $z = 12$  (red lines). The dashed and solid lines show the specific intensity in the optically thin limit and after intergalactic continuum absorption, respectively.

spectrum even at  $z = 6$  when the ionized volume fraction  $Q \rightarrow 1$ . This is explained by the presence of He II: in a medium in which hydrogen is fully ionized and all helium is in singly-ionized form, the He II photoabsorption mean free path for X-rays is

$$\lambda_X(E, z) = (93.0 \text{ Mpc}) (E/\text{keV})^{3.2} \left( \frac{1+z}{10} \right)^{-3}, \quad (20)$$

about twice as large as in the case of a completely neutral IGM (cf. Eq. 15). Therefore, even in the case of 0.3 keV photons propagating within an H II bubble, the mean free path is only about 2 proper Mpc at  $z = 9$ . At this epoch, the comoving space density of star-forming galaxies brighter than  $0.1 L_*$  is estimated to be  $n_s \simeq 5 \times 10^{-4} \text{ Mpc}^{-3}$  (e.g. Bouwens et al. 2014). This corresponds to a mean proper separation between the sources of  $d_s = (3/4\pi n_s)^{1/3} (1+z)^{-1} \simeq 0.9 \text{ Mpc}$ . Since the mean free path of photons with  $E \gtrsim 0.3 \text{ keV}$  is larger than the source spacing, variations in the radiation field owing to Poisson fluctuations in the number of sources will be small at keV energies. The approximation of a nearly spatially uniform X-ray background breaks down within the “proximity zone” around a bright source, where the IGM will see an enhanced, unfiltered radiation flux. We can estimate the radius of such a region around a typical radiation source of specific luminosity  $\langle L_E \rangle$  as  $r = (4\pi)^{-1} (\langle L_E \rangle / J_E)^{1/2}$ . In the local (or “source-function”) solution to the equation of radiative transfer, only emitters within the volume defined by an absorption length contribute to the background intensity, and Equation (12) can be rewritten as  $4\pi J_E \approx (1+z)^3 \epsilon_E \lambda_X$ . Noting that  $\epsilon_E = n_s \langle L_E \rangle$ , one derives  $r/d_s \approx [d_s / (3\lambda_X)]^{1/2}$  (see also Lidz 2016). It fol-

lows that the proximity zone will be small compared to the mean separation between sources for all X-ray photons of energy  $E > 0.3$  keV. And it seems unavoidable that most of the IGM will therefore be exposed to a hardened, filtered radiation background established under the collective influence of many X-ray sources.

The temperature of a gas element in the predominantly neutral, uniformly expanding IGM outside H II regions, exposed to an X-ray photon field, obeys the equation

$$\frac{dT_K}{dt} = -2HT_K + \frac{T_K}{\mu} \frac{d\mu}{dt} + \frac{2\mu m_p}{3k_B \rho_b} (\mathcal{H} - \Lambda), \quad (21)$$

where  $d/dt$  is the Lagrangian derivative,  $\mu$  is the mean molecular weight of the gas,  $\rho_b$  is the proper baryon density,  $\Lambda$  is the total cooling rate per unit physical volume, and all other symbols have their usual meaning. The total photoheating rate  $\mathcal{H}$  is summed over all species  $i = \text{H I}, \text{He I}, \text{and He II}$ ,  $\mathcal{H} = \sum_i n_i H_i$ . In the above equation, the first term on the right-hand side describes the adiabatic cooling from the Hubble expansion, while the second accounts for the change in the internal energy per particle resulting from changing the total number of particles. Equation (21) must be integrated in conjunction with the rate equations describing the evolving fractional abundances of three independent species,

$$\frac{dx_{\text{HI}}}{dt} = -x_{\text{HI}}\Gamma_{\text{HI}} + n_e(1 - x_{\text{HI}})\alpha_{\text{HII}}, \quad (22)$$

$$\frac{dx_{\text{HeI}}}{dt} = -x_{\text{HeI}}\Gamma_{\text{HeI}} + n_e x_{\text{HeII}}\alpha_{\text{HeII}}, \quad (23)$$

$$\frac{dx_{\text{HeII}}}{dt} = -x_{\text{HeII}}\Gamma_{\text{HeII}} + n_e x_{\text{HeIII}}\alpha_{\text{HeIII}} - \frac{dx_{\text{HeI}}}{dt}. \quad (24)$$

Here,  $\Gamma_i$  is the photoionization rate of ion  $i$ ,  $\alpha_j$  is the recombination rate (in units of volume per unit time) of species  $j$  into  $i$ , and  $n_e$  is the electron density. Collisional ionizations by thermal electrons in a predominantly neutral medium can be neglected (though they were incorporated for completeness in our numerical calculations). All the cooling and recombination rates were taken from Theuns et al. (1998). We include Compton cooling (or heating when  $T_K < T_{\text{CMB}}$ ) against the CMB as well as Compton heating by the hard X-ray background (Madau & Efstathiou 1999), though both were found to be unimportant for the case under consideration. Again, the mean ionized fractions in Equation (24) are generated by X-ray ionizations in between fully-ionized cavities – the contribution of H II bubbles has been ignored except to compute the IGM opacity to X-rays.

Photoionizations of hydrogen and helium by X-rays produce fast photoelectrons that can collisionally excite and ionize atoms before their energy is thermalized (e.g., Shull & van Steenberg 1985). The mean energy of the primary photoelectrons produced by our X-ray background is  $\sim 0.6$  keV. To account for the effect of X-ray “secondary” ionizations, we have modified the standard photoionization rates of species  $j = \text{H I}$  and  $\text{He I}$ ,

$$\Gamma_j = 4\pi \int_{I_j}^{\infty} \frac{J_E}{E} \sigma_j dE, \quad (25)$$

and computed “enhanced” rates as (see Ricotti et al.

2002; Kuhlen & Madau 2005)

$$\tilde{\Gamma}_{\text{HI}} = \Gamma_{\text{HI}} + \frac{f_{\text{ion}}^{\text{HI}}}{I_{\text{HI}}} \sum_i \frac{n_i}{n_{\text{HI}}} H_i, \quad (26)$$

$$\tilde{\Gamma}_{\text{HeI}} = \Gamma_{\text{HeI}} + \frac{f_{\text{ion}}^{\text{HeI}}}{I_{\text{HeI}}} \sum_i \frac{n_i}{n_{\text{HeI}}} H_i. \quad (27)$$

Here, the sum is taken over  $i = \text{H I}, \text{He I}, \text{and He II}$ ,  $I_{\text{HI}}$  and  $I_{\text{HeI}}$  are the ionization potentials of the corresponding species, and  $H_i$  are the standard photoheating rates,

$$H_i = 4\pi \int_{I_i}^{\infty} \frac{J_E}{E} (E - I_i) \sigma_i dE. \quad (28)$$

The above expressions are valid in the high-energy limit, in which the fractions of the primary electron energy that go into secondary ionizations of H I and He I,  $f_{\text{ion}}^{\text{HI}}$  and  $f_{\text{ion}}^{\text{HeI}}$ , are independent of the electron energy (Shull & van Steenberg 1985). Each correction term for secondary ionizations is proportional to  $n_i$ , the number density of the species  $i$  that is the source of primary photoelectrons. Energy losses from electron impact excitation and ionization of He II are small and can be neglected, i.e. one can safely assume  $\tilde{\Gamma}_{\text{HeII}} = \Gamma_{\text{HeII}}$ . Collisional excitations of helium also generate line photons that can ionize atomic hydrogen, but this contribution amounts to less than 5% of the direct ionizations by secondaries.

Since a fraction of the energy of the primary photoelectron goes into secondary ionizations and excitations, all photoheating rates must be reduced by the factor  $f_{\text{heat}}$ ,

$$\tilde{H}_i = f_{\text{heat}} H_i. \quad (29)$$

Thus, the reduced energy deposition rate from species  $i$  is related to the excess photoionization rate of species  $j$  by the factor  $(f_{\text{heat}} I_j / f_{\text{ion}}^j)$ .

Monte Carlo simulations have been run to determine the fractions  $f_{\text{ion}}^{\text{HI}}$ ,  $f_{\text{ion}}^{\text{HeI}}$ , and  $f_{\text{heat}}$  as a function of electron energy and electron fraction  $x_e$  (Shull & van Steenberg 1985; Valdés & Ferrara 2008; Furlanetto & Stoever 2010).<sup>1</sup> Here, we use the fitting functions provided by Shull & van Steenberg (1985), which are accurate in the limit  $E \gtrsim 0.3$  keV,

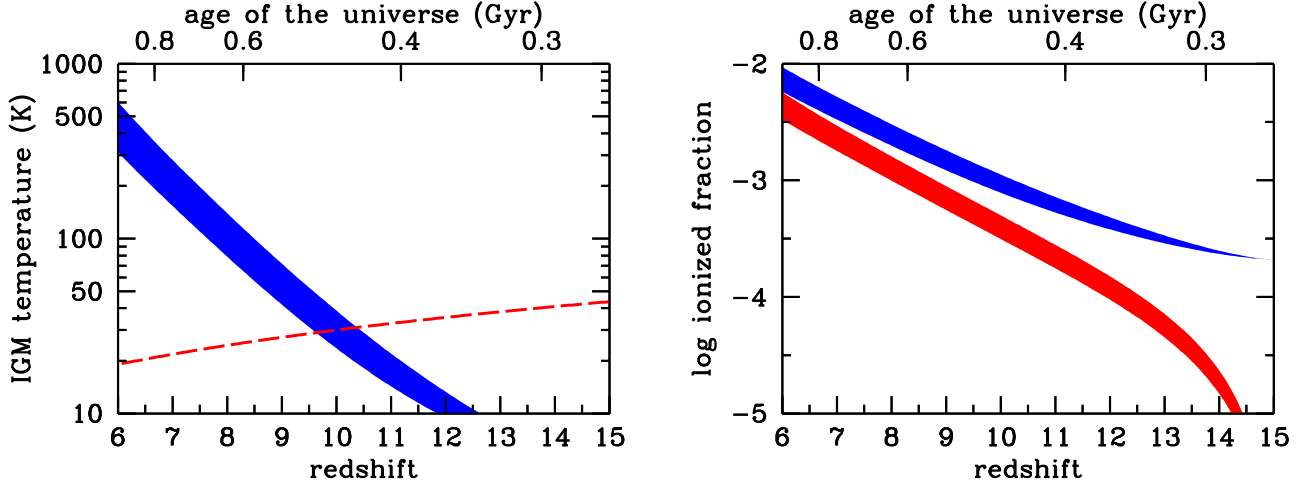
$$f_{\text{ion}}^{\text{HI}} = 0.3908(1 - x_e^{0.4092})^{1.7592}, \quad (30)$$

$$f_{\text{ion}}^{\text{HeI}} = 0.0554(1 - x_e^{0.4614})^{1.6660}, \quad (31)$$

$$f_{\text{heat}} = 1 - (1 - x_e^{0.2663})^{1.3163}. \quad (32)$$

According to these formulae, while He I is the main source of hot primary photoelectrons, it is H I that is more abundant and therefore undergoes most of secondary ionizations. A primary nonthermal photoelectron of energy  $E = 0.6$  keV in a medium with electron fraction  $x_e = 0.01$  will create about a dozen secondary ionizations of hydrogen and only one secondary ionizations of He I, depositing in the process 34% of its initial energy as secondary ionizations, 37% as heat via Coulomb collisions with thermal electrons, and the rest as secondary excitations. Once the IGM ionized fraction in-

<sup>1</sup> The energy deposition fractions are insensitive to the total hydrogen density, which enters only through the Coulomb logarithm in the electron scattering cross section (Shull & van Steenberg 1985).



**Figure 8.** Left panel: Temperature of a neutral IGM exposed to a hardened X-ray background from compact binaries (blue curve). The shading marks our fiducial and “high” models for the cosmic SFR density. The dashed curve denotes the temperature of the CMB. Right panel: Mean ionized fractions of hydrogen,  $x_{\text{HII}}$  (blue curve), and helium,  $x_{\text{HeII}}$  (red curve), generated by X-ray ionizations.

creases to  $x_e \gtrsim 0.1$ , the number of secondary ionizations drops ( $f_{\text{ion}}^{\text{HI}} + f_{\text{ion}}^{\text{HeI}} \lesssim 0.19$ ), and the bulk of the primary’s energy goes into heat ( $f_{\text{heat}} \gtrsim 0.64$ ).

We have numerically integrated Equations (21)–(24) from redshift  $z_{\text{on}} = 15$  to  $z = 6$ , starting with the electron fraction and matter temperature expected at this epoch following recombination,  $x_e = 2.1 \times 10^{-4}$  and  $T_K = 5.4$  K (these are the values generated by the publicly available code RECFAST, Seager et al. 1999). Figure 8 shows the predicted thermal and ionization-state evolution of the neutral IGM in between H II bubbles. In our model, the mean matter temperature increases above the temperature of the CMB only at  $z \lesssim 10.5$ : it is 100 K at  $z=7.5$ – $8.5$ , and climbs to 300–600 K by redshift 6. A comparison with Figure 6 indicates that  $T_K \gtrsim T_{\text{CMB}}$  during the epoch of reionization when the volume filling factor of H II bubbles is  $Q \gtrsim 0.1$ , but not before.

The electron fraction never exceeds 1%. Cooling is dominated by adiabatic expansion, and direct He I photoionizations are the main source of IGM heating. At these low fractional electron densities, secondary ionizations and excitations of H I and He I keep the fraction of energy deposited as heat,  $f_{\text{heat}}$ , below 36%. Secondary ionizations are the primary source of H I ionization, and maintain the ratio  $x_{\text{HII}}/x_{\text{HeII}}$  in the range 1.6–2.5 at all redshifts  $z \lesssim 10$ . The small electron fraction we find fully justifies the approximation made in Equation (16) of a largely neutral medium in between H II bubbles.

It is important to stress at this stage that Equation (28) provides the *correct* mean heating rate of intergalactic gas once the background intensity  $J_E$  is properly hardened after reprocessing by the IGM, as we have done in this work. It has been argued by Abel & Haehnelt (1999) that photoheating rates that neglect radiative transfer effects tend to underestimate the energy input during reionization. This is because, in the optically thick limit where every emitted ionizing photon is ab-

sorbed, the mean excess energy is larger than that computed in the optically thin limit, which is weighted by the photoabsorption cross section toward low energies. Our calculations show that the net effect of radiative transfer is an actual *reduction* of the heating rate compared to the optically thin case. This can be explained by properly neglecting radiative recombinations in the rate equations and rewriting the dominant photoheating rate as

$$\tilde{H}_{\text{HeI}} \simeq f_{\text{heat}} \left| \frac{dx_{\text{HeI}}}{dt} \right| \langle E \rangle, \quad (33)$$

where  $\langle E \rangle$  is the mean photoelectron energy. Besides  $f_{\text{heat}}$ , the key parameters that determine the temperature of the X-ray heated gas are therefore  $\langle E \rangle$ , which depends only on the spectral shape of the radiation field, and the rate of change of  $x_{\text{HeI}}$ , which implicitly depends on the radiation intensity  $J_E$ . And while the filtering of HMXB radiation through the IGM slightly increases the mean excess energy per photoionization, it also weakens the radiation intensity below 1 keV, significantly lowering the mean photoionization and heating rates.

## 8. CONCLUSIONS

We have used population synthesis models of compact binaries to compute the expected time-evolving X-ray background and radiative feedback on the IGM from stellar X-ray sources at  $z > 6$ , prior and during the epoch of cosmic reionization. The synthesis technique treats separately neutron stars and black hole binaries in different spectral states, and has been calibrated to reproduce the results from the CDF-S X-ray stacking analysis of normal, star-forming galaxies at  $z < 4$ . Together with an updated empirical determination of the cosmic history of star formation and recent modeling of the evolution of the stellar mass-metallicity relation, our calculations provide refined predictions of the X-ray volume emissivity at cosmic dawn. In qualitative agreement with previous

studies, LMXBs are found to make a significant contribution to the X-ray emissivity only at  $z \lesssim 1.5$ , and are already 4 times fainter than HMXBs at  $z = 3$ . At  $z \gtrsim 5$ , HMXBs in young stellar populations appear to eclipse the fading AGN contribution and come to dominate the early X-ray diffuse background. Weaker stellar winds under low-metallicity conditions result in smaller mass losses over the lifetime of massive stars, and in the formation of a more numerous and more massive black hole population. Because of the evolving gas metallicity, the X-ray luminosity in the 2-10 keV range from the HMXB population per unit star formation rate increases by an order of magnitude from the present to redshift 8, then remains flat as the effects of lower metallicity saturate.

We have integrated the global radiative transfer equation in an expanding universe and computed the ensuing X-ray diffuse background using a scheme for IGM absorption that accounts for the presence of ionized bubble during the epoch of reionization. Our formalism assumes that UV photons, with their short mean free path, carve out fully-ionized H II regions around galaxies, and that only X-rays are able to penetrate deep into the largely neutral gas between these cavities. Knowledge of the intensity and spectrum of the X-ray background allows the integration of the rate and energy equations in order to follow the thermal and ionization-state evolution of the neutral IGM in between H II bubbles. In our model, the mean matter temperature increases above the temperature of the CMB only at  $z \lesssim 10$ , i.e.  $T_K \gtrsim T_{\text{CMB}}$  during the epoch of reionization when the volume filling factor of H II bubbles is greater than 10%. The contribution of X-rays from compact binaries to the ionization of the bulk IGM is negligible, as the electron fraction never exceeds 1%. Even after accounting for the more numerous and more massive black hole population expected in low metallicity environments, the energetics is simply marginal. At  $z = 9$ , for example, our predicted HMXB population radiates  $3 \times 10^{40} \text{ erg s}^{-1}$  in the 2-10 keV band and  $4 \times 10^{40} \text{ erg s}^{-1}$  in the 0.3-2 keV band per solar mass of star formation per year. Only the latter contribution – corresponding to the emission of about 0.65 keV for every baryon that gets converted into stars – will be completely absorbed by the IGM, as photons above 2 keV free stream through the universe. And since the fraction of cosmic baryons processed into stars by  $z = 9$  is  $5\text{--}8 \times 10^{-5}$ , the available X-ray energy budget is a meager 0.03-0.05 eV per cosmic baryon. Even in a largely neutral medium with electron fraction  $x_e = 0.001$ , less than 35% of this energy will be used in secondary ionizations of hydrogen. For comparison, we can use stellar population synthesis to estimate the energy emitted in hydrogen ionizing UV radiation by star-forming galaxies at these epochs. For stars with metallicity 1/20 of solar, one derives 220 keV for every baryon converted into stars (Schaefer 2003), more than 2.5 dex higher than the X-ray energy budget. Of course, only a fraction  $f_{\text{esc}}$  of UV photons will be able to escape into the IGM from the dense star-forming regions within galaxies.

Many studies of first structure formation have envisioned an early period of pre-heating at  $z \gtrsim 15\text{--}20$ , when X-rays raise the gas temperature above that of the CMB (e.g., Madau et al. 1997; Venkatesan et al. 2001; Oh 2001; Madau et al. 2004; Ricotti & Ostriker 2004; Furlanetto 2006; Pritchard & Furlanetto 2007; Ciardi et al. 2010;

Mirabel et al. 2011; Mesinger et al. 2011, 2013; Tanaka et al. 2016). The late reheating epoch – and overall limited impact on the IGM – we find in this work is at odds with many such modeling efforts. Most assume softer X-ray spectra that place the bulk of the radiated energy at the low-energy end, star formation prescriptions tuned to produce too early reionization, an hitherto undetected population of faint AGNs or mini-quasars, unusually large X-ray luminosity to SFR ratios, and often ignore radiative transfer effects. The X-ray background intensity in the 21CMFAST code, for example, was parameterized in such a way that, in the default model of Mesinger et al. (2011),  $T_K$  rises above  $T_{\text{CMB}}$  already at  $z \simeq 21$ , and the electron fraction generated by X-ray ionizations approaches 30% at  $z = 10$ . The low Thomson scattering optical depth recently reported by the Planck Collaboration, new constraints on the duration of the reionization process based on measurements of the amplitude of the kSZ effect from the Atacama Cosmology Telescope and South Pole Telescope experiments, the low levels of star formation activity inferred at redshift 9-10 from ultra-deep optical surveys, the scarcity of X-ray emitting quasars and AGNs at  $z > 5$ , all disfavour a very early ending of the “cosmic dark ages” and appear to prefer a universe that was reionized and reheated at  $z < 10$ , later than previously thought. Our late X-ray reheating scenario from compact binaries is similar, in spirit, to the delayed reheating models of Fialkov et al. (2014). Perhaps because of differences in the assumed early star-formation history and of a different treatment of radiative transfer effects, our “heating transition” (the epoch when  $T_K = T_{\text{CMB}}$ ) occurs even later than in the calculations by Fialkov et al. (2014) for the same X-ray efficiency.

It seems unlikely at this stage that cosmic gas will be heated by HMXBs to temperatures well above the CMB at much earlier epochs than derived here. Our scheme already includes an order of magnitude increase in the binary X-ray luminosity per unit SFR at very low metallicities compared to the local, solar metallicity value. And while, as already noted, the absolute metallicity calibration as well as the extrapolation of the redshift-dependent MZ relation to very early epochs are highly uncertain, we have also shown that such metallicity boost saturates below 10% solar. Therefore, even a gross overestimation on our part of the metallicity of newly formed stars at  $z > 6$  would not lead to a substantial increase in the binary X-ray emissivity. Our SEDs incorporate interstellar photoabsorption with a strength that decreases with decreasing metallicity towards high redshift; they do not take into account intrinsic photoabsorption from material in the immediate environment of the binary (originating, e.g., in the stellar wind of the companion star), which has been shown to exceed the typical Galactic values in the case of highly-absorbed HMXBs (e.g., Lutovinov et al. 2005). Though plagued by uncertainties, our extrapolated cosmic star formation history at  $z \gtrsim 10$  does not consider the possibility of a rapidly declining SFR density in the 170 Myr from  $z \sim 8$  to  $z \sim 10$ , as argued by Oesch et al. (2013, 2015). The inclusion of the last two effects would only strengthen our case for a late reheating epoch.

Finally, we note that the late heating transition predicted in this work is still consistent with recent PA-



PER 21-cm constraints on the kinetic temperature of the  $z = 8.4$  IGM (Pober et al. 2015). Near-future 21-cm observations at increased sensitivity have the potential of either ruling out or confirming our “cold” reionization scenario.

We thank J. Aird for providing the AGN data plotted in Figure 4, and B. Lehmer, N. Gnedin, F. Haardt, T. Maccarone, M. Ricotti, and M. Shull many useful discussions on the topics presented here. Support for this work was provided to P.M. by the NSF through grant AST-1229745, by NASA through grant NNX12AF87G, and by the Pauli Center for Theoretical Studies Zurich. P.M. also acknowledges a NASA contract supporting the WFIRST-EXPO Science Investigation Team (15-WFIRST15-0004), administered by GSFC, and thanks the Préfecture of the Ile-de-France Region for the award of a Blaise Pascal International Research Chair, managed by the Fondation de l’Ecole Normale Supérieure. T.F. acknowledges support from the Ambizione Fellowship of the Swiss National Science Foundation (grant PZ00P2-148123).

## REFERENCES

- Abbott, B. P., Abbott, R., Abbott, T. D., et al. 2016, *Physical Review X*, 6, 041015
- Abel, T., & Haehnelt, M. G. 1999, *ApJ*, 520, L13
- Aird, J., Coil, A. L., Georgakakis, A., et al. 2015, *MNRAS*, 451, 1892
- Anders, E., & Grevesse, N. 1989, *Geochim. Cosmochim. Acta*, 53, 197
- Atek, H., Richard, J., Jauzac, M., et al. 2015, *ApJ*, 814, 69
- Baldry, I. K., Driver, S. P., Loveday, J., et al. 2012, *MNRAS*, 421, 621
- Basu-Zych, A. R., Lehmer, B., Fragos, T., et al. 2016, *ApJ*, 818, 140
- Basu-Zych, A. R., Lehmer, B. D., Hornschemeier, A. E., et al. 2013a, *ApJ*, 774, 152
- . 2013b, *ApJ*, 762, 45
- Becker, G. D., Bolton, J. S., Haehnelt, M. G., & Sargent, W. L. W. 2011, *MNRAS*, 410, 1096
- Becker, G. D., Bolton, J. S., Madau, P., et al. 2015, *MNRAS*, 447, 3402
- Belczynski, K., Bulik, T., Fryer, C. L., et al. 2010, *ApJ*, 714, 1217
- Belczynski, K., Holz, D. E., Bulik, T., & O’Shaughnessy, R. 2016, *Nature*, 534, 512
- Belczynski, K., Kalogera, V., & Bulik, T. 2002, *ApJ*, 572, 407
- Belczynski, K., Kalogera, V., Rasio, F. A., et al. 2008, *ApJS*, 174, 223
- Berg, D. A., Skillman, E. D., Marble, A. R., et al. 2012, *ApJ*, 754, 98
- Bouwens, R. J., Illingworth, G. D., Oesch, P. A., et al. 2015, *ApJ*, 811, 140
- Bouwens, R. J., Bradley, L., Zitrin, A., et al. 2014, *ApJ*, 795, 126
- Bowler, R. A. A., Dunlop, J. S., McLure, R. J., et al. 2015, *MNRAS*, 452, 1817
- Brorby, M., Kaaret, P., & Prestwich, A. 2014, *MNRAS*, 441, 2346
- Cantalupo, S. 2010, *MNRAS*, 403, L16
- Chabrier, G. 2003, *PASP*, 115, 763
- Chen, X., & Miralda-Escudé, J. 2004, *ApJ*, 602, 1
- Choudhury, T. R., Puchwein, E., Haehnelt, M. G., & Bolton, J. S. 2015, *MNRAS*, 452, 261
- Ciardi, B., & Madau, P. 2003, *ApJ*, 596, 1
- Ciardi, B., Salvaterra, R., & Di Matteo, T. 2010, *MNRAS*, 401, 2635
- Douna, V. M., Pellizza, L. J., Mirabel, I. F., & Pedrosa, S. E. 2015, *A&A*, 579, A44
- Fialkov, A., Barkana, R., & Visbal, E. 2014, *Nature*, 506, 197
- Field, G. B. 1958, *Proceedings of the IRE*, 46, 240
- Finkelstein, S. L., Ryan, Jr., R. E., Papovich, C., et al. 2015, *ApJ*, 810, 71
- Frags, T., Lehmer, B. D., Naoz, S., Zezas, A., & Basu-Zych, A. 2013a, *ApJ*, 776, L31
- Frags, T., Tremmel, M., Rantsiou, E., & Belczynski, K. 2010, *ApJ*, 719, L79
- Frags, T., Kalogera, V., Belczynski, K., et al. 2008, *ApJ*, 683, 346
- Frags, T., Kalogera, V., Willems, B., et al. 2009, *ApJ*, 702, L143
- Frags, T., Lehmer, B., Tremmel, M., et al. 2013b, *ApJ*, 764, 41
- Furlanetto, S. R. 2006, *MNRAS*, 371, 867
- Furlanetto, S. R., Oh, S. P., & Briggs, F. H. 2006, *Phys. Rep.*, 433, 181
- Furlanetto, S. R., & Stoever, S. J. 2010, *MNRAS*, 404, 1869
- Giallongo, E., Grazian, A., Fiore, F., et al. 2015, *A&A*, 578, A83
- Grazian, A., Fontana, A., Santini, P., et al. 2015, *A&A*, 575, A96
- Grupponi, C., Pozzi, F., Rodighiero, G., et al. 2013, *MNRAS*, 432, 23
- Guo, Q., White, S., Boylan-Kolchin, M., et al. 2011, *MNRAS*, 413, 101
- Haardt, F., & Madau, P. 1996, *ApJ*, 461, 20
- . 2012, *ApJ*, 746, 125
- Ilbert, O., McCracken, H. J., Le Fèvre, O., et al. 2013, *A&A*, 556, A55
- Ishigaki, M., Kawamata, R., Ouchi, M., et al. 2015, *ApJ*, 799, 12
- Jeon, M., Pawlik, A. H., Bromm, V., & Milosavljević, M. 2014, *MNRAS*, 440, 3778
- Justham, S., Peng, E. W., & Schawinski, K. 2015, *ApJ*, 809, L16
- Justham, S., & Schawinski, K. 2012, *MNRAS*, 423, 1641
- Kajisawa, M., Ichikawa, T., Tanaka, I., et al. 2009, *ApJ*, 702, 1393
- Kewley, L. J., & Ellison, S. L. 2008, *ApJ*, 681, 1183
- Kobulnicky, H. A., & Kewley, L. J. 2004, *ApJ*, 617, 240
- Kollmeier, J. A., Weinberg, D. H., Oppenheimer, B. D., et al. 2014, *ApJ*, 789, L32
- Kroupa, P. 2001, *MNRAS*, 322, 231
- Kuhlen, M., & Faucher-Giguère, C.-A. 2012, *MNRAS*, 423, 862
- Kuhlen, M., & Madau, P. 2005, *MNRAS*, 363, 1069
- Kuhlen, M., Madau, P., & Montgomery, R. 2006, *ApJ*, 637, L1
- Lee, K.-S., Ferguson, H. C., Wiklund, T., et al. 2012, *ApJ*, 752, 66
- Lehmer, B. D., Alexander, D. M., Bauer, F. E., et al. 2010, *ApJ*, 724, 559
- Lehmer, B. D., Xue, Y. Q., Brandt, W. N., et al. 2012, *ApJ*, 752, 46
- Lehmer, B. D., Basu-Zych, A. R., Mineo, S., et al. 2016, *ArXiv e-prints*, arXiv:1604.06461
- Lidz, A. 2016, in *Astrophysics and Space Science Library*, Vol. 423, *Astrophysics and Space Science Library*, ed. A. Mesinger, 23
- Linden, T., Kalogera, V., Sepinsky, J. F., et al. 2010, *ApJ*, 725, 1984
- Luo, B., Fabbiano, G., Fragos, T., et al. 2012, *ApJ*, 749, 130
- Lutovinov, A., Revnivtsev, M., Gilfanov, M., et al. 2005, *A&A*, 444, 821
- Madau, P., & Dickinson, M. 2014, *ARA&A*, 52, 415
- Madau, P., & Efstathiou, G. 1999, *ApJ*, 517, L9
- Madau, P., & Haardt, F. 2015, *ApJ*, 813, L8
- Madau, P., Haardt, F., & Rees, M. J. 1999, *ApJ*, 514, 648
- Madau, P., Meiksin, A., & Rees, M. J. 1997, *ApJ*, 475, 429
- Madau, P., Rees, M. J., Volonteri, M., Haardt, F., & Oh, S. P. 2004, *ApJ*, 604, 484
- Magnelli, B., Popesso, P., Berta, S., et al. 2013, *A&A*, 553, A132
- Maiolino, R., Nagao, T., Grazian, A., et al. 2008, *A&A*, 488, 463
- Masters, D., Capak, P., Salvato, M., et al. 2012, *ApJ*, 755, 169
- McClintock, J. E., & Remillard, R. A. 2006, *Black hole binaries*, ed. W. H. G. Lewin & M. van der Klis, 157–213
- McGreer, I. D., Mesinger, A., & D’Odorico, V. 2015, *MNRAS*, 447, 499
- McLeod, D. J., McLure, R. J., & Dunlop, J. S. 2016, *ArXiv e-prints*, arXiv:1602.05199
- McLeod, D. J., McLure, R. J., Dunlop, J. S., et al. 2015, *MNRAS*, 450, 3032
- McLure, R. J., Dunlop, J. S., Bowler, R. A. A., et al. 2013, *MNRAS*, 432, 2696
- McQuinn, M. 2012, *MNRAS*, 426, 1349
- Mesinger, A., Ferrara, A., & Spiegel, D. S. 2013, *MNRAS*, 431, 621
- Mesinger, A., Furlanetto, S., & Cen, R. 2011, *MNRAS*, 411, 955
- Mineo, S., Gilfanov, M., & Sunyaev, R. 2012, *MNRAS*, 419, 2095
- Mirabel, I. F., Dijkstra, M., Laurent, P., Loeb, A., & Pritchard, J. R. 2011, *A&A*, 528, A149
- Moretti, A., Vattakunnel, S., Tozzi, P., et al. 2012, *A&A*, 548, A87
- Morrison, R., & McCammon, D. 1983, *ApJ*, 270, 119
- Oesch, P. A., Bouwens, R. J., Illingworth, G. D., et al. 2015, *ApJ*, 808, 104
- . 2013, *ApJ*, 773, 75
- Oh, S. P. 2001, *ApJ*, 553, 499
- Pacucci, F., Mesinger, A., Mineo, S., & Ferrara, A. 2014, *MNRAS*, 443, 678
- Planck Collaboration, Adam, R., Aghanim, N., et al. 2016, *ArXiv e-prints*, arXiv:1605.03507
- Pober, J. C., Ali, Z. S., Parsons, A. R., et al. 2015, *ApJ*, 809, 62
- Portegies Zwart, S. F., Dewi, J., & Maccarone, T. 2004, *MNRAS*, 355, 413
- Power, C., James, G., Combet, C., & Wynn, G. 2013, *ApJ*, 764, 76

- Pritchard, J. R., & Furlanetto, S. R. 2007, *MNRAS*, 376, 1680
- Ricotti, M., Gnedin, N. Y., & Shull, J. M. 2002, *ApJ*, 575, 33
- Ricotti, M., & Ostriker, J. P. 2004, *MNRAS*, 352, 547
- Robertson, B. E., Ellis, R. S., Dunlop, J. S., McLure, R. J., & Stark, D. P. 2010, *Nature*, 468, 49
- Salpeter, E. E. 1955, *ApJ*, 121, 161
- Schaerer, D. 2003, *A&A*, 397, 527
- Schenker, M. A., Ellis, R. S., Konidaris, N. P., & Stark, D. P. 2014, *ApJ*, 795, 20
- Schenker, M. A., Robertson, B. E., Ellis, R. S., et al. 2013, *ApJ*, 768, 196
- Seager, S., Sasselov, D. D., & Scott, D. 1999, *ApJ*, 523, L1
- Shaver, P. A., Windhorst, R. A., Madau, P., & de Bruyn, A. G. 1999, *A&A*, 345, 380
- Shull, J. M., Harness, A., Trenti, M., & Smith, B. D. 2012, *ApJ*, 747, 100
- Shull, J. M., & van Steenberg, M. E. 1985, *ApJ*, 298, 268
- Tanaka, T. L., O'Leary, R. M., & Perna, R. 2016, *MNRAS*, 455, 2619
- Theuns, T., Leonard, A., Efstathiou, G., Pearce, F. R., & Thomas, P. A. 1998, *MNRAS*, 301, 478
- Tozzi, P., Madau, P., Meiksin, A., & Rees, M. J. 2000, *ApJ*, 528, 597
- Tremmel, M., Fragos, T., Lehmer, B. D., et al. 2013, *ApJ*, 766, 19
- Tzanavaris, P., Fragos, T., Tremmel, M., et al. 2013, *ApJ*, 774, 136
- Upton Sanderbeck, P. R., D'Aloisio, A., & McQuinn, M. J. 2015, *ArXiv e-prints*, arXiv:1511.05992
- Valdés, M., & Ferrara, A. 2008, *MNRAS*, 387, L8
- Venkatesan, A., Giroux, M. L., & Shull, J. M. 2001, *ApJ*, 563, 1
- Verner, D. A., Ferland, G. J., Korista, K. T., & Yakovlev, D. G. 1996, *ApJ*, 465, 487
- Volonteri, M., & Gnedin, N. Y. 2009, *ApJ*, 703, 2113
- Worseck, G., Prochaska, J. X., Hennawi, J. F., & McQuinn, M. 2014, *ArXiv e-prints*, arXiv:1405.7405
- Wu, Y. X., Yu, W., Li, T. P., Maccarone, T. J., & Li, X. D. 2010, *ApJ*, 718, 620
- Zahid, H. J., Dima, G. I., Kudritzki, R.-P., et al. 2014, *ApJ*, 791, 130