

Class invariants: concepts, problems and solutions

Bertrand Meyer

Draft 2, 30 August 2016

Groucho: That's in every contract. That's what they call a sanity clause.

Chico: Haha! You can't fool me. There ain't no sanity clause.

From [18]

Abstract

Class invariants are both a core concept of object-oriented programming and the source of the two key open OO verification problems: *furtive access* (from callbacks) and *reference leak* (from aliasing). Existing approaches force on programmers an unacceptable annotation burden. This article explains invariants and solves both problems modularly through the *O-rule*, defining fundamental OO semantics, and the *inhibition rule*, using information hiding to remove harmful reference leaks. It also introduces the concept of *tribe* as a basis for other possible approaches.

For all readers: this article is long because it includes a tutorial, covers many examples and dispels misconceptions. To understand the key ideas and results, however, the first page-and-a-half (section 1) suffices.

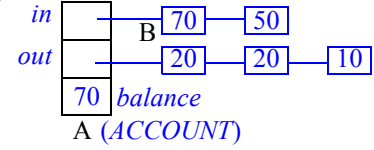
For non-experts in verification: all concepts are explained; anyone with a basic understanding of object-oriented programming can understand the discussion.

For experts: the main limitation of this work is that it is a paper proposal (no soundness proof, no implementation). It addresses, however, the known problems with class invariants, solving such examples as linked lists and the Observer pattern, through a simple theory and without any of the following: ownership; separation logic; universe types [33]; object wrapping and unwrapping [14]; semantic collaboration, observer specifications [38, 39]; history invariants [16]; “inc” and “coop” constructs [30]; friendship construct [3]; non-modular reasoning [24]. More generally, it involves no new language construct and no new programmer annotations.

1 Overview and main results

In object-oriented programming, every class is characterized by a class invariant: a sanity clause expressing that its instances are compatible with the abstract purpose of the class.

Assume that a bank account class specifies lists *in* and *out* of deposits and withdrawals and a value *balance*. Not every combination of these represent a meaningful account: they must satisfy $balance = in.total - out.total$ where *total* gives the accumulated value of a list of operations. This property is a class invariant.



Per OO rules, objects change as a result of qualified calls such as $a.withdraw(10)$. Such a call may assume on entry that the target object satisfies the invariant and must ensure on exit that it satisfies it again. The routine *withdraw* must both update the value of *balance* (here increasing it by 10) and add to the *out* list an object (with value 10) representing the withdrawal operation.

Whether or not programmers use them or even know the concept, class invariants are one of the fundamental constructs of OO programming. They are essential to proving the correctness of OO programs, but raise two problems which have not received satisfactory solutions so far. The contribution of this article is a solution to both of them. The rest of this section sketches the problems and the solutions. The following sections provide background and details.

The first problem, furtive access, arises when the routine of a qualified call, here *withdraw*, performs a *callback* into the original object and finds it in a temporary state that does not satisfy the invariant. The solution is the following “O-rule” for qualified calls (explanations follow):

$$\frac{/O/ \quad \{INV_r \wedge Pre_r(f)\} \text{ body}_r \{INV \wedge Post_r(f)\}}{\{INV_r \wedge x.Pre_r(a)\} \text{ call } x.r(a) \{x.INV \wedge x.Post_r(a)\}}$$

Surprisingly, no generally accepted inference rule seems until now to exist for the fundamental construct of OO programming: routine call (message passing) $\text{call } x.r^1$. The O-rule fills this gap.

Notations: a routine r with formal arguments f has implementation body_r , precondition Pre_r and postcondition $Post_r$. The instruction $\text{call } x.r(a)$ calls r on a target x with actual arguments a . INV is the class invariant applied to the current object, $x.INV$ the invariant applicable to x . INV_r is the part of INV containing only clauses that involve features exported no more than r is.

A rule of this kind is a permission to infer the conclusion (below the line) if you have established the hypothesis (above). *Proving a class correct* means proving the hypothesis for every routine of the class: the body, started with the precondition and partial invariant², yields the postcondition and full invariant. A class is a reusable software component (once proved, a “trusted” component [23]) and can be used in qualified calls $\text{call } x.r(a)$ for x of the corresponding type. The conclusion line of the rule tells us how to reason about such a call:

- Obligation: we *must* establish that the context before the call satisfies $INV_r \wedge x.Pre_r(a)$.
- Benefit: we *may* then deduce that the context after the call will satisfy $x.INV \wedge x.Post_r(a)$.

The invariant plays two complementary roles:

- On the left, INV_r , expresses the sanity of the current object, guaranteeing that it is ready for callbacks. The *export consistency rule* prevents a routine from bypassing access restrictions by calling another with higher privilege; it ensures that callbacks need no more than INV_r .
- On the right, $x.INV_r$, expresses the sanity of the target.

1. Modern programming languages omit the keyword **call**, added in a few places in this article for emphasis.

2. For secret (non-exported) r , INV_r is empty, so the invariant plays no role on the left.

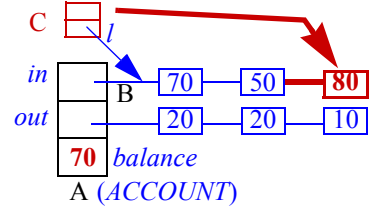
The big bonus of the O-rule is that on entry to a call we never have to *establish* the invariant on the target ($x.INV_r$). The O-rule enables us to assume, even in the presence of callbacks, that all previous calls have preserved the invariant, therefore justifying this term.

If it can be established that r will cause no callback, the rule simplifies to:

$$\begin{array}{c} /O'/ \\ \frac{\{INV \wedge Pre_r(f)\} \text{ body}_r \{INV \wedge Post_r(f)\}}{\{x.Pre_r(a)\} \text{ call } x.r(a) \{x.INV \wedge x.Post_r(a)\}} \end{array}$$

making it easier to prove the correctness both of the class (INV can be stronger than INV_r , so we can assume more) and of a call: no more need, on entry, to establish the invariant or any part of it.

The second problem, reference leak, arises when the invariant for an object A involves properties of an object B — said to **inhibit** A — but a third object C changes B, invalidating A’s invariant. Here the *in* list (B) inhibits the account (A) since *ACCOUNT*’s invariant involves *in*. An object C could hold a reference *l* to the list and, through *l.extend* (80), insert an object of value 80. Unlike *ACCOUNT*, C’s class has no obligation to update A’s *balance*: the call will break A’s invariant, yielding an incorrect object structure even though each routine preserves its own class’s invariant.



Previous approaches rely on “ownership”, which requires heavy annotations and fails to address many practical cases. The new solution, the *inhibition rule*, is a simple addition to information hiding. It forces B’s class to export operations affecting the inhibiting property (here *in*) to A’s class only (*ACCOUNT*); then harmful leaks could only come from other instances of that class. To eliminate such leaks, the rule’s second part simply prohibits A’s class from exporting to *itself* any operation with an argument or result of B’s type (the type of *in*). The inhibition rule even handles such cases of *mutual* inhibition as the Observer pattern.

We will now see the details. Section 2 introduces guidelines. Section 3 reviews the invariant concept. Section 4 to 7 present thefurtive access problem and solution; sections 8 to 10 do the same for reference leak. Section 11 discusses limitations.

2 Methodological guidelines

The following criteria guide this work.

The general goal is to build a software development environment applying the idea of “Verification As a Matter Of Course” [27]: programmers should be able to verify their programs as they develop them, treating verification not as a special step requiring extraordinary effort but as a normal part of the development process. These programmers should understand basic concepts but do not need to be experts in verification techniques.

Any verification effort requires that programmers add some annotations to their programs — you cannot verify programs without specifying what properties you expect them to satisfy — but the annotation effort should remain commensurate with the benefits. Concretely, we may require them to express the goal of every routine through a precondition and postcondition, and the characteristics of every class through the class invariant, but any further requirement is questionable³. The approaches proposed so far to address the problems of class invariants — whether using ownership (for example [3]), separation logic or semantic collaboration [38] — require programmers to specify many properties that do not pertain to the goal of the program but guarantee the absence

3. Loop invariants [9] lie on the borderline. In the current state of verification technology, they are still hard to infer automatically.

of special cases that prevent the verifier from establishing correctness. To turn verification into a matter of course, we must shield programmers from these expert-level concerns.

Another characteristic of the present work is that it follows a tradition of understanding “verification” as including both static and dynamic checks: proofs and tests. Recent literature often uses “verification” as a synonym for “proof”, but the practice of Design by Contract also uses contract elements (preconditions, postconditions, invariants) as sanity conditions that can optionally monitored at execution time, during the debugging phase.

Today’s work on verification attaches considerable importance to modularity (in the words of Leino and Müller in [15]: “*it should be possible to reason about smaller portions of a program at a time, say a class and its imported classes, without having access to all pieces of code in the program that use or extend the class*”). The techniques developed here fulfill this criterion.

3 The notion of class invariant

We now review the concept of class invariant, beginning with its history.

3.1 Origin

The concept comes from a 1972 paper by Hoare [11], which contains the first recorded occurrence of the term (“*invariant of the class*”). The paper considers a data type that has both an abstract specification and a particular implementation using variables c_1, c_2, \dots, c_n ; in the example above the abstract concept is “bank account” and the variables are *in*, *out* and *balance*⁴. Hoare writes:

For practical proofs we need a slightly stronger rule, which enables the programmer to give an invariant condition $I(c_1, c_2, \dots, c_n)$, defining some relationship between the constituent concrete variables, and thus placing a constraint on the possible combinations of values which they may take. Each operation (except initialization) may assume that I is true when it is first entered; and each operation must in return ensure that it is true on completion.

Such an invariant is called a “representation invariant”. A few experimental languages in the 1970s included support for representation invariants; most notable is Alphard [40], which provides for both an abstract invariant (characterizing the abstract data type) and a representation invariant (characterizing a particular representation).

In object-oriented programming, inheritance subsumes this distinction. Abstraction and representation become relative concepts; each class inherits the invariants of its parents, adding its own. As a result, the refinement process may have any number of levels, rather than just two. This observation, and more generally the development of the concept of class invariant for object-oriented programming, appeared in 1985 in [19] and subsequent publications about Eiffel; [20] in 1988 and [22] in 1997 (hereafter called OOSC 1 and OOSC 2) explored the concepts further. A number of other verification-oriented formalisms have included support for class invariants, notably JML [6, 13] and Spec# [17].

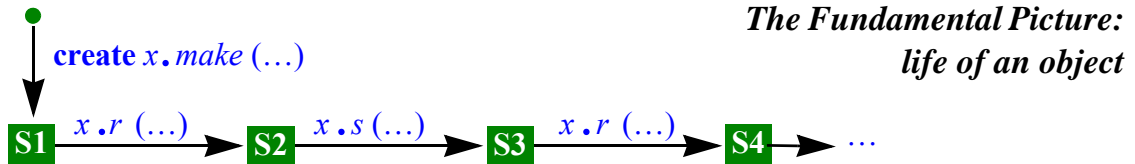
The correctness-by-construction school of program development has also relied on a notion of invariant. In these approaches (Back [2], Morgan [31], Event-B [8]), system construction proceeds by refinement steps, starting from an abstracted high-level description of the system, to which every subsequent step adds more detail. The process reaches its final step when all the desired behavior elements are in place, and can be directly implemented in a programming lan-

4. Hoare’s classic paper contains a small but interesting slip: it talks about a “*representation function*” mapping abstract to concrete objects. This relation is not a function, since an abstract object may have many implementations. We do get a function if we consider its *inverse*: the *abstraction function*.

guage. Constraining the description at every step is an invariant, and constraining the refinement to the next step is the obligation to preserve the previous invariant while adding clauses governing the step's new details. These rules resemble the accumulation of invariant clauses in inheritance. Indeed, while refinement approaches do not use the rest of the object-oriented paradigm, refinement is essentially the same idea as inheritance, and the concept of invariant is the same.

3.2 The class invariant concept

To define the semantics of invariants we may use the following “*Fundamental Picture*”, taken from OOSC (1 and 2).



It illustrates the life of an object. In truth, a boring life:

- At the beginning, someone — a routine executed on behalf of another object⁵ — creates the object, using a creation procedure of the class, or “constructor”, here *make* (the syntax in languages such as Java is *x = new T (...)* where *T* is the desired type).
- Ever after, all that happens to the object is that routines executed on behalf of other objects⁶ execute qualified calls on it, such as, in the figure: *r*, then *s*, then *r* again. These routines are declared in the class of *x*.

Such calls are said to be “qualified” because they apply a routine to a target object, here called *x*⁷ and followed — in the syntax of most OO languages — by a dot. The meaning of this fundamental construct, *x.r (a, ...)*, is: “apply the routine *r* to the object known as *x*, with the given actual arguments *a, ...* if any”.

The Fundamental Picture shows how the object goes from state to state (S1, S2 and son on) as a result of qualified calls.⁸

There is also a possibility of *unqualified* calls, which apply to the object itself. For example the routine *s* could have an implementation of the form

```

s (x: INTEGER)
do
    u.do_onto_other (x + 1)    -- A qualified call on the object attached to u.
    ...                      -- Possible other instructions.
    do_onto_me                -- An unqualified call, on the current object.
end
  
```

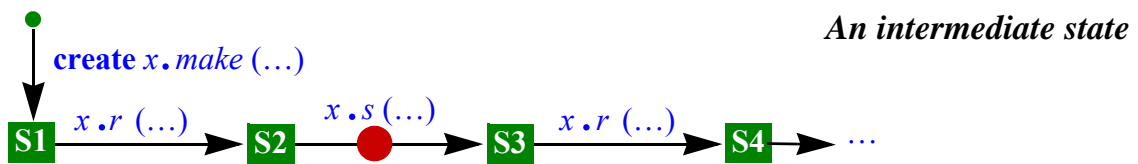
The Fundamental Picture only shows the states after creation and after qualified calls (which also include states *before* qualified calls, since any such state is *after* the previous qualified call). We may call them “stable states” of the object. In-between stable states, there may be many intermediate states, for example just before the call to *do_onto_me* above. Such an “intermediate state” is represented by a round dot in this refinement of the Fundamental Picture:

5. For the very first object in an execution, the “root” object, the trigger comes from some external mechanism.

6. Or the object itself, causing “qualified callback” as discussed next.

7. *x* is not an object but a name in the program denoting possible run-time objects. Different classes, and even different parts of a single class (because of aliasing), may use different names for the same object.

8. The picture applies to concurrent as well as sequential computation. The successive calls can come from different *processors* (threads of control, see [29]).



The class invariant characterizes stable states, those in which the object is available to other objects. Intermediate states do not need to satisfy it. In practice, most interesting computations do violate the invariant — if you try to do something useful, you often have to disturb the established order for a while — and then restore it.

The following analogy helps reason about class invariants and the Fundamental Picture. Think of a shared kitchen in an office which — as is often the case — has a sign enjoining users to “*make sure you leave this place as you want it to be when you come in*”. This is what invariants are about. You *may* assume the invariant on entry (clean sink, ready-to-use coffee machine, ...) and *must* ensure it on exit. “Ensure” here often means “restore”: while using the kitchen, it is all right to mess it up, as in the red-dot state in the last figure, as long as you clean up the mess for the next user.

Taking the Fundamental Picture as a reference implies that we only need to verify that every routine of the class (such as *r* and *s* here) *preserves* the invariant, in the sense that if the invariant holds before an execution of the routine it will hold afterwards; also, that it will hold after the execution of every constructor (obviously, we do not assume that it holds before). Then in verifying client code that uses a qualified call *x.r (...)* we may deduce that the invariant applied to *x* (the notation, as the reader will remember, is *x.INV*); we should be entitled to this conclusion *without* having to establish that *x.INV* holds before the qualified call⁹. Herein lies the beauty and power of the notion of class invariant.

This article is devoted to studying how we can make this ideal scheme a reality.

3.3 Assumptions

Many practical cases, most in fact, do follow the Fundamental Picture. But it makes two implicit assumptions, which do not always hold:

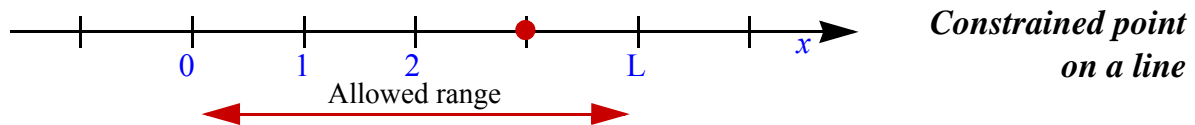
- The picture assumes that qualified calls (the horizontal arrows) are computations on the target object — possibly involving complex algorithms, but all applying to that object. To paraphrase a famous marketing slogan, what happens to the target stays within the target. In reality, these computations may themselves perform qualified calls; so they can modify, in addition to fields of that object, the contents of other objects. So far so good, but these computations on other object may *come back* to the original target, complicating the picture. This is a case of the *furtive access* problem.
- The picture also assumes that we have a single name, *x*, for the target object. But OO programming allows aliasing: different places in the program may know a given object under many different names. They can mess up with each other in a way not captured by the picture: even if each operation preserves the invariant of its own class, it may break the invariant of an object that also depends on the shared object. This is a case of the *reference leak* problem.

These are the two difficulties that we will have to analyze and address.

3.4 A simple example

The following pedagogical example of an invariant-equipped class is about as simple as one can get. The class describes points on a line, with an integer coordinate constrained to remain between 0 and a maximum value *L*, 4 in the following figure.

9. [30] calls this property the “data induction theorem”.



We may write the class as:

```

class POINT feature
  x: INTEGER
  move_left do ... See below ... end
  invariant
    0 <= x
    x <= L
end

```

The routine *move_left* may have the following specification and implementation:

```

move_left
do
  x := x - 1
  if x < 0 then x := L end      -- When falling off on the left, jump over to the right.
ensure
  (x = old x - 1) or (x = L)
end

```

Note that with the specific implementation shown the postcondition could have been stronger:

```

(old x > 0) => (x = x - 1)    -- “=>” is logical implication.
(old x = 0) => (x = L)

```

but even with the weaker postcondition the invariant enables us to prove that after the following creation and call, for *p* of type *POINT*, *p.x* will be equal to *L*:

```

create p      -- Uses default creation: sets p.x to 0.
p.move_left

```

The postcondition only tells us that *p.x* is either 0 or −1; but thanks to the invariant we can rule out the second possibility. Although reduced to bare bones, this example illustrates the role of invariants in object-oriented programming as suggested by the Fundamental Picture.

Class invariants are central to the OO method, providing, for every class, a kind of sanity clause guaranteeing that the class represents the expected abstraction. They reflect the notion of *axiom* in the underlying theory, abstract data types (OOSC explains the connection). In the teaching of OO programming, even at the elementary level, invariants deserve the same emphasis as other fundamental OO concepts: classes, information hiding, genericity, inheritance and contracts ([25] is an introductory programming textbook applying this idea). As Groucho Marx suggests, they should be in every contract and class. Regrettably, the reality is closer to Chico’s view: in the classes most programmers write, there is no sanity clause.

3.5 First attempts at a proof rule

The result we seek has the form of an inference rule. For proofs, this is what we should be looking for. In this respect this work follows the tradition of OOSC (whose inference rule appears below) and axiomatic semantics, but departs from recent work which tends to present “methodologies” for dealing with invariants, rather than formal proof rules.

Let us start with the non-object-oriented world, where calls are all unqualified. The classical rule for such calls comes from another Hoare article [10]. We call it the N-rule, for Non-object; like all others, it appears here in a form that does not handle recursion (adding recursion, through

techniques found in the literature, would make the rules a bit heavier, and is independent from the issues discussed here). The notations are as in section 1.

$$\text{/N/} \quad \frac{\{Pre_r(f)\} \text{ body}_r \{Post_r(f)\}}{\{Pre_r(a)\} \text{ call } r(a) \{Post_r(a)\}}$$

This rule captures the fundamental role of routines (subprograms, methods): abstracting some computation by giving it a name and parameterizing it. It states that the effect of a call is the effect of executing the body after substitution of actual for formal arguments.

Soundness: yes (needs to be adapted for recursion).

Usefulness: not just for non-OO programming, but also for unqualified calls in an OO context.

Now we move on to object-oriented programming. To understand the problems, we will go through several possible rules; note that the final */O/* rule, revealed in the introduction, is actually */O6/*, so we have some way to go. A first simple version is:

$$\text{/O1/} \quad \frac{\{Pre_r(f)\} \text{ body}_r \{Post_r(f)\}}{\{x.Pre_r(a)\} \text{ call } x.r(a) \{x.Post_r(a)\}}$$

Soundness: yes, with same qualifications as N-rule.

Usefulness: this rule is simply the N-rule: although the syntax is object-oriented, the rule simply treats *r* as if it had one more argument, *x*, enjoying a special syntax but no special semantics. It does in the formal world what compilers for OO languages, for example compilers that generate C code, do: add an argument, representing the target, to every routine. But it does nothing to reflect the peculiarity of OO programming, including the distinguished role of the target of qualified calls (corresponding to the notion of “current object” at any time during execution).

The class invariant is part of that peculiarity. To express that every routine available for qualified calls preserves the invariant, we may add the invariant to both the precondition and the postcondition, in both the hypothesis and the conclusion:

$$\text{/O2/} \quad \frac{\{INV \wedge Pre_r(f)\} \text{ body}_r \{INV \wedge Post_r(f)\}}{\{x.INV \wedge x.Pre_r(a)\} \text{ call } x.r(a) \{x.INV \wedge x.Post_r(a)\}}$$

For all rules on exported routines involving the invariant, there has to be a companion rule involving creation procedures, corresponding to the initial vertical transition in the Fundamental Picture (page 6). By definition, creation does not assume the invariant on entry, but has to ensure it on exit. Using the name *make* for a typical creation procedure, the rule here is:

$$\text{/C2/} \quad \frac{\{DEF \wedge Pre_{make}(f)\} \text{ body}_{make} \{INV \wedge Post_{make}(f)\}}{\{x.Pre_{make}(a)\} \text{ create } x.make(a) \{x.INV \wedge x.Post_{make}(a)\}}$$

where *DEF* expresses that all fields have the standard initialization values (such as 0 for integers).

Soundness (of */O2/* with its companion */C2/*): yes, with same qualifications as N-rule.

Usefulness: */O2/* fails to capture part of the role of the invariant. It recognizes that the preconditions and postconditions of all exported routines (routines available for qualified calls) share a property, *INV*, but do not take advantage of the resulting preservation property, since every call must still ensure *x.INV* on entry. So in fact it is still the N-rule: similar to */O1/*, with the common pre- and postcondition elements factored out.

OOSC 1 and 2 use the following version, which does take advantage of the invariant:

$$\text{/O3/} \quad \frac{\{INV \wedge Pre_r(f)\} \text{ body}_r \{INV \wedge Post_r(f)\}}{\{x.Pre_r(a)\} \text{ call } x.r(a) \{x.Post_r(a)\}}$$

The associated creation rule C3 is the same as /C2/ without the addition of $x.INV$ to the postcondition in the conclusion.

Soundness: yes, with same qualifications as N-rule.

Usefulness: this version recognizes the specificity of the class invariant as a preservation property. But it uses that property purely inside the class, to define class correctness (a class is correct if every exported routine, starting in a state satisfying the invariant and the precondition, yields a state satisfying the postcondition and the invariant). This means for example that client of the *ACCOUNT* class using a bank account object a cannot rely on the property that $a.balance = a.in_total - a.out_total$ ¹⁰. So we are still missing an important part of the concept.

It is desirable to get back to a rule closer to /O2/ but treating the invariant as a conservation property, so that we may assume it on exit of a qualified call (gaining a benefit) but do not have to establish it on entry (getting rid of an obligation). The rule is:

$$\text{/O4/} \quad \frac{\{INV \wedge Pre_r(f)\} \text{ body}_r \{INV \wedge Post_r(f)\}}{\{x.Pre_r(a)\} \text{ call } x.r(a) \{x.INV \wedge x.Post_r(a)\}}$$

The associated creation rule C4 is the same as C3.

/O4/ directly reflects the Fundamental Picture; we will call it the “*ideal rule*”. In a simple world it would be the end of the discussion.

Soundness: only in the absence of callbacks, reference leaks and recursion.

Usefulness: when applicable, the ideal rule captures the essence of object-oriented programming and makes reasoning about OO programs simple and effective.

The ideal rule will make a comeback as the “O’-rule”, applicable when there is demonstrably no possibility of a callback.

3.6 The verification process

Although /O4/ is not the final rule, we know enough already to understand how to verify object-oriented software. First, static verification, meaning proofs (dynamic verification will follow).

The verification process has two parts:

- Verifying a class — once and for all.
- Once a class has been verified, verifying its clients, taking advantage of the appropriate O-rule for qualified calls.

If the client relation is cyclic (two or more classes have qualified calls to each other), the steps are not as neatly distinct and the process becomes iterative. It is still useful to study them separately.

3.6.1 Proving the correctness of a class

Proving the correctness of a class means establishing, for every routine r :

- If r appears in unqualified calls, its N-rule correctness: $\{Pre_r(f)\} \text{ body}_r \{Post_r(f)\}$.

10. Since the lists *in* and *out* in the class *ACCOUNT* should most likely be secret (private to the class), we assume exported features *in_total* and *out_total* which return *in.total* and *out.total*.

- If r is exported, to either all or some clients (details in section 4.4), hence available for qualified calls, its O-rule correctness, which in all versions of the rule has the form $\{INV' \wedge Pre_r(f)\} body_r \{INV \wedge Post_r(f)\}$ where INV' is INV or some part of it.
- If r is a creation procedure, its C-rule correctness (again the same for all versions): $\{DEF \wedge Pre_r(f)\} body_r \{INV \wedge Post_r(f)\}$

The conditions are not exclusive: a routine can be both usable internally in unqualified form and exported to clients; and it may be available both for calls and for creation¹¹. In such a case, the routine's proof of correctness must include all the applicable rules.

The class proof process is modular: to establish the above properties, assuming the ancestors of a class have been verified, it suffices to examine its text. The second property states that the class text declares r as exported, not that some qualified call (which could be anywhere in the entire system) actually uses r ; and the third, that it declares r as available for creation, not that some creation instruction (again anywhere) uses it.

The next three subsections (the rest of 3.6) assume that a routine r has been proved correct according to this process: they show how to take advantage of r 's correctness to reason about calls to r ; typically to prove the correctness of the calling routine.

3.6.2 Reasoning about unqualified calls

For an unqualified call $r(a)$, the N-rule applies: we must establish that $Pre_r(a)$ holds before the call (obligation) and may deduce that $Post_r(a)$ holds after the call (benefit).

3.6.3 Reasoning about creation instructions

For a creation instruction **create** x .**make** (a) (which creates a new object with default fields, then updates them by applying the creation procedure **make**¹²), the C-rule applies: we must establish $Pre_{make}(a)$ before the call and may deduce $INV \wedge Post_{make}(a)$ afterwards.

3.6.4 Reasoning about qualified calls

For a qualified call $x.r(a)$, the O-rule applies. In /O4/ and all subsequent versions, the benefit will be, in accordance with the Fundamental Picture, to deduce that $x.INV \wedge x.Post_r(a)$ holds after the call. As to the obligation — the property to establish before the call — the ideal rule /O4/ only requires us to establish $x.Pre_r(a)$, soon to be complemented by another condition for callbacks.

3.7 Misconceptions

Although simple and clear, the notion of class invariant is widely misunderstood (although it is even more widely ignored). A common misconception is to believe that invariants govern all routines and all calls. As we have seen, it only governs exported routines and qualified calls. But the Wikipedia entry on the topic [42] currently¹³ proclaims that “*temporary breaking of class invariants between private method calls is possible, although not encouraged*”, without giving any reason why it should be discouraged¹⁴. No such reason exists: and breaking the invariant in unqualified calls is not only allowable but essential. The first item in the charter of the programmers' inalienable rights must surely be the right to abstraction: take any part of the code, give it a name, plus (optionally) arguments to make it parameterizable. Then you may replace the code,

11. C++ and, following it, Java and C# use a special convention for creation procedures: they are not features of the class but special operations using the overloaded class name. In these languages the third case is disjoint from the first two.

12. The simplified version **create** x is a shorthand for **create** x .**default_create** using the class's version of the default creation procedure.

13. It is better to correct a Wikipedia entry than to criticize it, but I leave this task to others.

where it appeared, by a call to the resulting routine. To such a routine, the class invariant is irrelevant. We might for example rewrite the implementation of *move_left* (page 8) as:

```
go_back      -- This line is the only change; it previously read: x := x - 1
if x < 0 then x := 0 end
```

introducing a routine *go_back* which simply performs $x := x - 1$. This routine does not preserve the invariant. It will naturally be *secret* (private), since we must not allow qualified calls $p.\textit{go_back}$. But unqualified calls *go_back* are fine, as here in *move_left*.

This misconception is bad enough in Wikipedia but we find it in scholarly articles as well. For example [4] has, in a class *T*, an exported routine *M* with an unqualified call to a routine *P*. It notes: “at the time *P* is called, the object invariant¹⁵ for the *T* object is not certain to hold” and goes on to develop solutions to this supposed problem. But the invariant is irrelevant here: we simply have an issue of indirect recursion, which arises identically in a non-OO setting, and is susceptible to classical treatment in axiomatic semantics. Reference [14] has a similar example and discussion.

Surprisingly, all these articles cite OOSC 2, which explained the property emphatically¹⁶:

Qualified calls, of the form $a.f(\dots)$, executed on behalf of a client, are the only ones that must always start from a state satisfying the invariant and leave a state satisfying the invariant; there is no such rule for unqualified calls of the form $f(\dots)$, which are not directly executed by clients but only serve as auxiliary tools for carrying out the needs of qualified calls. As a consequence, the obligation to maintain the invariant applies only to the body of features that are exported either generally or selectively; a secret feature — one that is available to no client — is not affected by the invariant.

Dynamic invariant verification in EiffelStudio naturally follows this policy: a qualified call triggers an invariant check, an unqualified call does not. This means in particular that a qualified call **Current**.*r* (*a*), using the current object (**Current**, *this*, *self*) as its target, is not exactly the same as the unqualified call *r* (*a*): one triggers the invariant, the other does not¹⁷.

There is indeed a serious callback problem with invariants, discussed and addressed next, but it only arises for qualified calls.

4 Furtive access

The rule we have so far for qualified calls is:

$$\frac{\text{/O4/} \quad \{INV \wedge Pre_r(f)\} \textit{body}_r \{INV \wedge Post_r(f)\}}{\{x.Pre_r(a)\} \textbf{call } x.r(a) \{x.INV \wedge x.Post_r(a)\}}$$

What can be wrong with it? Answering this issue will uncover the first of the two open problems associated with the verification of OO programs using invariants.

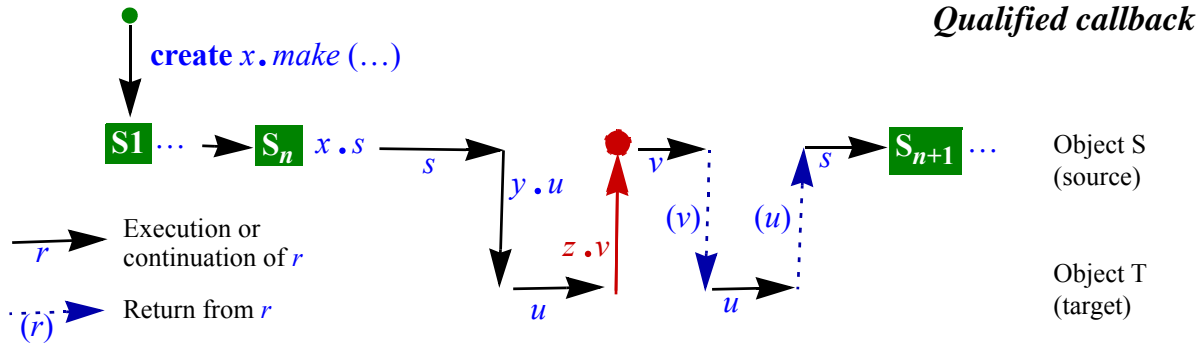
14. This practice of guarding against a certain practice (“*X considered harmful*”), without explaining why or giving actionable criteria for when it is acceptable and when not, is unfortunately common in today’s discussions of software methodology. Right or wrong, Dijkstra knew better.

15. Without any good reason, some authors use “object invariant” for what has for almost half a century been known as a class invariant. Keeping “class invariant” makes it possible to use — as this article does — “object invariant” to denote the class invariant *as applied to a particular object* (an instance of the class).

16. Citation from [22], 11.8, p. 370.

4.1 Qualified callbacks

Furtive access, discussed as the “Dependent Delegate Dilemma” in [24], arises because qualified callbacks endanger the beautiful simplicity of the Fundamental Picture:



Argument lists have been omitted. Routine s gets called on target x and start executing on the attached “Object S”. It makes a qualified call with target y , attached to “Object T”. The routine in that call is u . It execution in turn makes a qualified call whose target z happens — touch luck! — to be attached to S. That call uses the routine v ; its execution terminates, execution of u on T resumes and terminates; control returns to the execution of s on S. The problem is that the callback $z.v$ catches S in a temporary state, marked by a red dot in the figure, where the invariant has no reason to hold. Unlike the unqualified callbacks of section 3.7, this is a qualified call, for which we would normally expect the invariant to apply.

The scenario shown is not just a theoretical possibility but arises with normal program schemes, as shown next. But before we start adding another Rube Goldberg contraption to the programming language, two observations are in order:

- The invariant violation *does not matter* for the original routine s . From s ’s perspective, the call $y.u$ and its consequences such as $z.v$ are just steps in the algorithm, and need not concern themselves with the invariant of A’s class any more than unqualified calls do.
- The reasoning behind rule /O4/, however, was that we can drop the $x.INV$ part on the left of the conclusion line (as it appeared in /O2/, added to $x.Pre_r(a)$) because qualified calls occur in sequence, each one finding a stable state¹⁸ and leaving a stable state. But here such a call happens in the middle of another, destroying this reasoning.

4.2 Double verification

The first of the preceding observations led to a solution described in the Dependent Delegates paper [24]: treat qualified callbacks like *unqualified* calls. An exported routine must satisfy some version of the O-rule ([24] uses /O3/); if it can be used in a qualified callback, that solution requires it *in addition* to satisfy the /N/-rule (the non-OO version that does not involve the invariant, and is applicable to unqualified calls).

This solution does not use the right version of the O-rule, and it requires some routines to undergo two separate verification steps. In addition, making it modular requires extra work. Still, it has the merit of simplicity and is a step in the right direction.

17. While there is little reason to write $\text{Current}.r(a)$ rather than the simpler form, the more relevant case is $x.r(a)$ where at execution time x could sometimes be Current and sometimes not.

18. Reminder: a stable state is one satisfying the invariant.

4.3 The strongest rule

To be on the safe side we may simply require that whenever computation branches out of an object, as it does with routine *s* in the last figure, the object clams up — meaning, makes sure its invariant holds — to be ready for any eventuality. At home you can dress, or not, as you like, but when you get out you make sure you have something on. In the kitchen metaphor from section 3.2, you are having a small office party and have messed up the kitchen, and need to get out to ask your boss a question; but first you clean the place, just in case during the discussion he decides that he needs a cup of coffee.

The “Boogie methodology” [3, 4, 14, 17, 32, 38] has a ghost instruction¹⁹ *wrap* functioning as an assertion — to be verified by a prover — that, at the given program point, the invariant holds. The clamming-up idea is similar. The difference is that it is not an instruction that programmers must write; instead, it will be part of the proof rule. Also, we do not want any counterpart to Boogie’s *unwrap* instruction, which states that the invariant might not be satisfied. In general, the Boogie methodology understands a class invariant *INV* not in the classical sense dating back to Hoare and OOSC — a property that holds on entry and exit of qualified calls — but as a shortcut for something like *is_wrapped* \Rightarrow *INV*. This view is disturbing. “*The kitchen must be clean between uses*” is a simple and clear rule. If every such rule automatically includes the implicit qualification “*unless otherwise noted*”, the benefit of having any rules at all becomes doubtful.

The next version of the O-rule restores the classical view:

$$\text{/O5/} \quad \frac{\{INV \wedge Pre_r(f)\} \text{ body}_r \{INV \wedge Post_r(f)\}}{\{INV \wedge x.Pre_r(a)\} \text{ call } x.r(a) \{x.INV \wedge x.Post_r(a)\}}$$

(Not the final rule yet, but we are getting close.) The invariant part added to the postcondition is *x.INV*, as before; but on the precondition side it is just *INV*. We do not want *x.INV* here: that would just be /O2/ (which, as we saw, loses the value of the invariant since the client has to establish it before every qualified call, whereas we should be able to trust that the previous operations on our target object have preserved it). Adding *INV* on the client side expresses the clamming up obligation: before getting out of the house, we put something on, and before getting out of the kitchen we bring it to a presentable state.

As far as I know, no one has proposed any such rule; while it requires improvement to be applicable in practice, it captures the interplay, fundamental to an understanding of object-oriented programming, between the client and the supplier, reflected in their invariants.

In the usual get-and-take of Design by Contract [20, 22], the concept of invariant brings the client both an extra obligation and an extra benefit: before a qualified call, you must ascertain, in addition to the precondition, your own invariant; after the call, you are entitled to know, in addition to the postcondition, that the supplier object satisfies its invariant.

As with all rules, these observations apply to both static and dynamic verification:

- With a static prover such as AutoProof/Boogie, “*you*” means the prover, “*ascertain*” means obligation to prove (*assert* ghost instruction in ESC-Java, JML, Boogie etc.), and “*entitled to know*” means that the prover may add the property to its list of established assertions (*assume*).
- With run-time contract monitoring as in EiffelStudio, “*you*” means the contract monitoring mechanism, “*ascertain*” means evaluate (raising an exception if the clause evaluates to false, doing nothing more otherwise), and “*entitled to know*” means not having to evaluate anything.

We will now refine the rule to avoid clamming up objects more than strictly necessary.

19. “Ghost” in the sense that it only serves for verification and has no influence on correct executions. Some publications use the names *pack* and *unpack* instead of *wrap* and *unwrap*.

4.4 Restricting exports

Designing programming support for verification is a trade-off between three criteria: soundness; flexibility (how few forms of expression programmers have to *remove* from their programs); and ease of use (how few verification-oriented annotations they have to *add*). The Boogie methodology does well on the first two, but the obligation to worry about explicit wrapping and unwrapping — and we have not even seen ownership yet — removes the prospect of “Verification As a Matter Of Course”, usable by ordinary programmers.

Rule */O5/*, for its part, fails the flexibility test. Requiring that an object always satisfy the full class invariant before branching out is too much. Many practical examples of useful callbacks do not meet this requirement²⁰.

When built according to proper OO design rules, however, they usually involve *restricted exports*. This concept, a consequence of the Information Hiding principle[36], expresses that not all clients are created equal. Most OO languages provide some form of it: C++ has “friends” C#/ .NET “assembly”. It simply expresses that some operations are available to specified classes (hence “friend”). In our notation, when one of the feature clauses of a class *C* reads

```
feature {A, B, C}
  r1 ... Routine declaration ...           -- The example ignores arguments
  r2 ... Routine declaration ...
```

it specifies (as part of the static type rules) that qualified calls *x.r1* and *x.r2* are only permitted if the declared type of the target *x* is based on a class²¹ that is *A*, *B*, *C* or one of their descendants. A clause **feature** without further qualification introduces fully exported features and is equivalent to **feature** {*ANY*}; secret features are introduced in a **feature** {*NONE*} clause²².

Export restrictions also govern to the use of a class as its own client: for *x* of type *C*, *x.featl* is only permitted if we did list *C* as above, even though the **feature** clause appears in the text of *C* itself. Unqualified calls such as a plain **call** *feat1* (...) are, of course, always valid within *C*, but qualified calls have to abide by the normal client export rules²³.

This concept is directly relevant to the discussion since we noticed earlier that qualified callbacks are similar in spirit to unqualified calls. A more precise version of this observation is that they usually come from friends. (In the middle of the office party gone a bit wild, you may not want the boss to enter the kitchen, but there is nothing wrong in letting your buddies in.)

The final O-rule turns this advice (“*they usually come ...*”) into an obligation: we will only accept callbacks from friends. “Friend” being an informal term, we need a finer analysis.

Consider a routine with a certain export status: for example *r1* above is exported to *A*, *B* and *C* (and their descendants). Also consider an invariant clause involving features of the same class:

```
is_ready => (balance > 0 and other.credit > 0)
```

(An invariant, like other assertions, is made of any number of such clauses, implicitly “and”-ed.) The clause involves three features of the enclosing class: *is_ready*, *balance* and *other*. These fea-

20. Initial examples have been sketched in preceding sections; more examples come in the next sections.

21. Every type is “based on a class”. Often the class and the type are the same thing but the “based on” concept accounts for generic types such as *LIST [INTEGER]* as *LIST [PERSON]*: in both cases the “base class” is *LIST* independently of the generic parameter. The base class determines the applicable operations (features).

22. In the lattice-like multiple inheritance graph of classes, *ANY* (called *Object* in some OO languages) is the top, ancestor to all classes, and *NONE* is the bottom, descendant to all classes.

23. Some OO languages muddle this matter, from a lack of attention to the difference between qualified and unqualified calls.

tures also have an export status. By INV_{r1} we will understand the part of the invariant including only those clauses with no more export rights than $r1$.

Definition: for a feature r in a class C , INV_r is the invariant of C deprived of any clause that contains an unqualified call to a feature of C exported to classes to which r is not exported.

In deciding which clauses to retain, we only consider the use of features in *unqualified* calls. In the example the export status of *credit*, in its own class, does not matter, since *credit* is the feature of a *qualified* call. But the target of that call, *other*, does matter (its use is an unqualified call).

The clause above will be part of INV_{r1} if and only if none of *is_ready*, *balance* and *other* is exported to any class other than A , B and C .

For callbacks emanating directly or indirectly from a routine r , considering INV_r rather than the whole INV reflects the need for fine granularity. To let your boss in, you want a clean kitchen. To let the safety inspector in, you want no chairs blocking exits and no cables lying on the floor. To let your coffee-loving colleague in, you want the coffee machine ready. In each of these cases, the remaining two conditions may not be relevant; the conditions are tailored to every kind of selective client. For the world at large (arbitrary clients), all invariant properties must hold.

Hence the final version of the O-rule, differing from /O5/ in the replacement of INV by INV_r :

$$\text{/O6/} \quad \frac{\{ INV_r \wedge Pre_r(f) \} \text{ body}_r \{ INV \wedge Post_r(f) \}}{\{ INV_r \wedge x.Pre_r(a) \} \text{ call } x.r(a) \{ x.INV \wedge x.Post_r(a) \}}$$

The soundness of the O-rule requires a simple consistency condition preventing $x.r$ from making a qualified call $y.s$ that would affect properties beyond those accessible to r . Section 7 will present the condition, after a few more comments and a review of examples.

4.5 The no-callback O'-rule

In both the hypothesis and conclusion of the O-rule, the only reason to use INV_r rather than the full INV is to protect against qualified callbacks; but in practice they rarely occur. If we have the guarantee that r will not produce any, the O-rule simplifies to the earlier “ideal rule” /O4/:

$$\text{/O' /} \quad \frac{\{ INV \wedge Pre_r(f) \} \text{ body}_r \{ INV \wedge Post_r(f) \}}{\{ x.Pre_r(a) \} \text{ call } x.r(a) \{ x.INV \wedge x.Post_r(a) \}}$$

This version (O'-rule) facilitates the proof of correctness of both:

- The class, since in the hypothesis we may assume more: INV instead of just INV_r .
- Any qualified calls, since in the conclusion we have less to establish less before allowing a call: just the precondition, no part of the invariant. This second benefit is particularly important; it means that in the guaranteed absence of qualified callbacks there is no more need to clam up. We can take a completely casual attitude to qualified calls: it no longer matters whether the source object satisfies the invariant before. (If you go see your boss during the wild office party and are sure the meeting will all be in his office, no need to clean up the kitchen.)

How realistic is it to expect a no-callback guarantee in a qualified call? The answer has two parts:

- In a general setting, establishing the absence of callbacks requires full *alias analysis*: we have to find out whether any variable anywhere in the code could hold a reference to the source object). The “alias calculus” [28, 12] is an effort to provide an automated mechanism for alias analysis. The implementation, however, is not yet fully operational. In addition, alias analysis is not naturally modular.

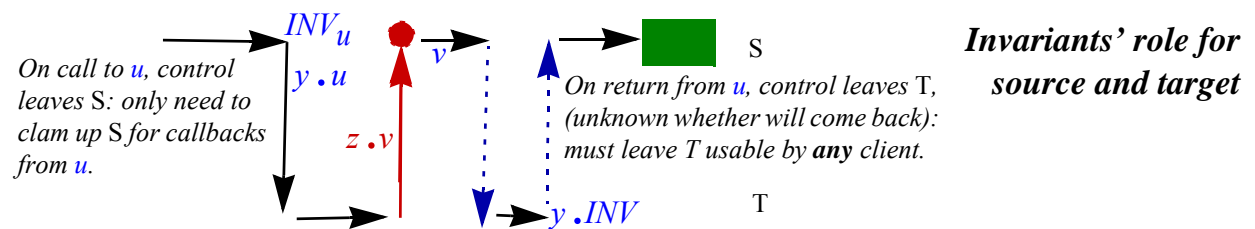
- In specific cases, it may be possible to obtain the guarantee more simply. An example is a simple routine that has no qualified calls whatsoever, although this is an implementation (rather than specification) property of the target class and hence non-modular. Another is the case of a call to a routine r of a pre-existing library, which cannot possibly call into newer application code. In both of these cases it is not hard to think of simple annotations, best generated automatically by the compiler, to associate with any part of the code (typically a set of classes) the scope of classes to which it may call out. Even here, however, the details require careful handling: in practice — particularly for event loops and various forms of UI programming — the routine of the callback is known not statically but through a variable (agent in Eiffel, delegate in C#, lambda expression in Java, function pointer in C++). Existing for verifying such schemes [35] are non-trivial.

So while we might long for the “ideal” O’-rule, the O-rule is our everyday tool.

4.6 Limits to furtiveness²⁴

In the general O-rule ($/O6/$), INV_r replaces INV only in the precondition part. It would be tempting to replace it also on the right sides; as usual in the Design by Contract game of obligations and benefits, proving class correctness would become easier (instead of INV , just establish INV_r) and we would get a little less (instead of $x.INV$, obtain only $x.INV_r$, which should be good enough).

No such sound rule, however, seems to exist. On the pre-side, we only need to protect ourselves against callbacks, which we know will come directly or indirectly from r . But on the post side we have no guarantee as to the source of the next access to the x object. It might come from the continuation of the call $x.r$; but it might just as well come later, long after that call has terminated. In a concurrent context, it might come from another processor altogether. So while on the source object we can allow a qualified call to ascertain only the partial invariant, we must force every qualified call to ensure the full invariant on the target object. The following refinement of an earlier figure illustrates the difference of invariant expectations on the two objects.



5 Applying the O-rule

The following set of examples appears to cover all relevant cases in the literature.

5.1 Observer pattern

Assume that we associate with our *POINT* class (from 3.4) an observer which will give its clients the possibility of finding out the location of a point. The class will look like this:

24. This short section comments further on the O-rule; it can be skipped on first reading and may be easier to understand in light of the forthcoming “marriage” example of 5.2.

```

class OBSERVER create make feature
  x: INTEGER
  feature {POINT}
    subject: POINT
    update do x := subject.x end
  feature {NONE}25 -- Initialization
    make (p: POINT) do subject := p ; subject.set_observer (Current) end
    -- Set p as the observed point. See below about set_observer.
  invariant
    faithful: x = subject.x -- For ease of reference an assertion clause can
    backlink: subject.observer = Current -- have a tag, such as faithful and backlink here.
end

```

Class *POINT* has only one publicly available feature, *x*, a query enabling arbitrary classes to find out through the observer the position of the associated point. The observer scheme has been widely used as a justification for sophisticated language and verification constructs [3, 14, 30, 38, 39] and was a challenge problem in a verification competition [5]²⁶.

Any routine of *POINT* modifying *x* must now notify its associated observer. In our simplified example, there is only one such routine, *move_left*. Its body will now be as follows:

```

x := x - 1 -- This is the x of POINT, observed by the x of OBSERVER
if x < 0 then x := L end
if observer ≠ Void then observer.update end
-- This added line is the only change to move_left.

```

Class *POINT* now needs knowledge of the observer, through a new attribute and routine:

```

feature {OBSERVER}
  observer: detachable27 OBSERVER
  set_observer (o: OBSERVER) do observer := o end -- Link point to observer o.

```

These features are selectively exported to *OBSERVER* since the association with the observer is none of the rest of the world's business (but we do need to let *OBSERVER* access *observer*, if only for its *backlink* invariant clause). We could also restrict *x* to *OBSERVER*, but only if we wanted to force the rest of the world to access it through an observer object. Mirroring *OBSERVER*, class *POINT* now has a *backlink* invariant clause stating

(observer ≠ Void) ⇒ (*observer.subject* = *Current*)

Several articles using some form of this example point out that the *observer.update* call highlighted above catches the observer object with its pants down (so to speak): the invariant clause *faithful* typically does not hold on entry, since it is precisely the purpose of the call to *update* to make sure that after a change *x* will again faithfully reflect the observed value *subject.x*.

The literature has grave discussions of how serious the problem is, and special language and verification constructs to address it. The simple observation, however, was already made in an earlier section: this invariant violation does not matter! The call from the subject to the observer is a call from a friend, similar in spirit to an unqualified call, and not bound by the general rules.

25. *make* is a creation procedure since it appears in the *create* clause, allowing creation-cum-initialization instructions *create obs.make* (*p1*). We could also permit ordinary qualified calls *obs.make* (*p1*), to reset the subject of an existing observer, but here they are disallowed since the feature appears in a clause *feature {NONE}*.

26. Like practical uses of the Observer pattern, those articles assume a list of observers, rather than a single observer; since the list adds nothing to the issue, the example is given here reduced to its simplest form.

27. *detachable* indicates that *observer*, unlike *subject* in *OBSERVER*, can be void (null). See [26].

When you invite an office colleague to join a party already in progress, you are not promising that the kitchen is in order, although if the colleague loves coffee you might promise that the coffee machine is ready to work.

The O-rule in its final /O6/ version gives us exactly what we need:

- The invariant clause *faithful* involves *x*, which has a *larger* export status than *update*; the rule tells us, as a consequence, that it is not binding on the call to *update*.
- The other clause, *backlink*, only involves the feature *subject*, which has the same export status as *update*. This clause is binding on *update*. Indeed, it would be improper for *update* to break the observer's relationship with its subject. (As with your coffee-loving colleague, who expects coffee not cleanliness.)

The articles cited, in presenting the code for the observer pattern, generally use restricted exports in the code as above (see e.g. [14, 39]). With the O-rule, this methodological practice of good OO design also becomes the key to successful verification.

The following examples will confirm this observation: if in qualified-callback situations you use proper information hiding, you get, as a bonus, the verification obstacles removed.

5.2 Monogamy

The next example comes from the dependent delegate paper [24]. It is delicate not only to verify but also to write in the first place, and provides a good benchmark for OO verification techniques.

We want a class *PERSON* with queries *spouse*: **detachable** *PERSON* and *is_married*: **BOOLEAN** satisfying the invariant property

is_married => ((*spouse* ≠ **Void**) and (*spouse.spouse* = **Current**))

The reason *spouse* is declared **detachable** is that not everyone is married, so **Void** has to be a valid value for *spouse*; it is in fact its initial value on creation of a *PERSON* object²⁸. To change this value by making a person married we need a routine *marry* (*other*: *PERSON*)²⁹. Enforcing monogamy, the routine has preconditions **not** *is_married* and **not** *spouse.is_married*. (Also, *spouse* ≠ *other*). Its job includes marrying the *other* object back to the current person; but the body of *marry* cannot just call *other.marry* (**Current**) without causing infinite recursion. [24] presents several intermediate solutions, which it shows to be incorrect, and arrives at the following sequence of instructions:

| | |
|--|---|
| <i>set_married</i> | -- 1 Body of <i>marry</i> ; not our final version, see below. |
| <i>other.set_married</i> | -- 2 (numbers added for reference) |
| <i>set_spouse</i> (<i>other</i>) | -- 3 |
| <i>other.set_spouse</i> (Current) | -- 4 |

with two utility routines:

```

set_married do is_married := True end
set_spouse (other: PERSON) do spouse := other end

```

28. This entire discussion assumes a void-safe language — one that guarantees statically that no null-pointer dereferencing will ever happen during the execution of any program. On how to achieve void safety see [26].

29. *spouse* is not detachable since the chosen spouse object must exist.

Each of these does part of the job of *marry*: setting *is_married*, and setting the *spouse* reference. Here too the principles of OO design suggest making both utility routines selectively exported to *PERSON* itself, as [24] indeed does. The O-rule gives us what we need: since *is_married* and *spouse* are exported, the partial invariants *INV_{set_married}* and *INV_{set_spouse}* are both empty. As a consequence, the calls *other.set_married* and *other.set_spouse* do not need any starting condition. A qualified call to the exported routine *marry*, on the other hand, would only be permitted on an object satisfying the full invariant; it could otherwise break the monogamy constraint.

This example illustrates how we can rely on invariants even when performing a job step by step, where intermediate steps can break the sanity of the objects involved. We already knew it for steps involving the source (current) object, using unqualified calls; the O-rule extends this flexibility to steps involving other objects, such as the spouse object here.

At least for code that it accepts. Although [24] presented the above implementation as final, it is incorrect; the O-rule catches the mistake. The code makes *other.is_married* true too early, at position 1; afterwards, the future spouse's invariant does not hold, since it is an implication whose antecedent *is_married* is true but not the consequent (*spouse* \neq **Void**) and (*spouse.spouse* = **Current**). For the source object, that is also the case; as just noted, we do not care since before a qualified call (as in instructions 2 and 4) the O-rule only needs the partial invariants. But *after* such call the O-rule requires the full *other.INV*, which does not hold.

To get a correct version, where *other.INV* will hold after each of the qualified calls, we can reorder the instructions so that 3 appears 1 and 4 appears before 2.

How bad is the error? If the code is exactly as given, *set_spouse* and *set_married* do no more than their job of setting a field, and the computation is sequential, it does not matter. But if these conditions do not hold, mischief can occur:

- In a concurrent setting, a different thread could access *other* after instruction 2, expecting the invariant to hold and hence its *spouse* field to be non-void, causing a null-pointer dereferencing if it tries to access it³⁰.
- Even without concurrency, it is easy for such code to go wrong. Let us tweak the example by adding public features *is_minor* and *drink*. Both *drink* and *marry* have the precondition **not is_minor**, and *marry* also has **not other.is_minor**. The class has a new invariant clause: *is_married* \Rightarrow **not is_minor**. We insert in *marry*, after instruction 2 (or 3), instructions *drink* and *other.drink* — starting to celebrate even before the marriage is finalized. Now assume a bizarre implementation in which *set_married* set the age to a value satisfying *is_minor*, and *set_spouse* restores it. Bizarre, but in principle correct since the routine overall preserves the invariant. Since instruction 1 now invalidates the invariant (as any unqualified call is entitled to do), we know that we should replace the call *drink* by **if not is_minor then drink end**. The instruction *other.drink* is different: it is a qualified call to a public routine, and hence should be able on entry to rely on the invariant, which implies the routine's precondition; but at this point (after instruction 1 and before instruction 4) the invariant is broken. With its precondition not satisfied, *drink* applied to *other* can malfunction; we are allowing a minor to drink.

The O-rule addresses these issues: it rejects the above version as incorrect. Specifically: in applying the process for proving the class correct (3.6.1, page 10), we note that *set_married*, being exported — even selectively — must preserve the invariant, but just setting *is_married* to true

30. This scenario is not possible in Eiffel: first, the concurrency rules [29] ensure that *marry* will have exclusive access to *other* during its execution; then, the void safety mechanism will reject any code that could cause a null-pointer dereferencing [26]. But other concurrency mechanisms and frameworks may not have those guards.

does not satisfy this requirement. A possible correction is to equip *set_married* with the precondition $((spouse \neq \text{Void}) \text{ and } (spouse.spouse = \text{Current}))$. To ensure that *set_spouse* also preserves the invariant, we give it the precondition *not is_married*³¹. In other words we require the setting of *spouse* to occur, on each object, before the setting of *is_married*. The original ordering is no longer correct, since calls to *set_married* violate the routine's precondition; the suggested reorderings, on the other hand, are correct.

In these orders, both qualified calls (2 and 4 in the original) leave the *other* object in a state satisfying the invariant, as required for example in a concurrent setting. In the drink extension, the “bizarre” version of *set_married* does not preserve the invariant clause *is_married* \Rightarrow *not is_minor*; so the O-rule rejects it.

This example illustrates the discussion of “limits to furtiveness” (4.6). While it may be tempting to symmetrize the O-rule so that it would use *INV_r*, rather than the full *INV* on the right sides, as it does on the left, this would not be sound because any qualified call, even a “friend” call to a selectively exported routine, should produce a state satisfying the full invariant, not just a partial one. In the “bizarre”, example, because *is_minor* is public, the clause *is_married* \Rightarrow *not is_minor* is not part of *INV_{set_married}*; indeed we do not need it as a precondition to *set_married*; but we do want *set_married* to ensure this condition on exit. For the resulting state of any routine exported even selectively, nothing less than the full invariant will do.

It would be interesting to see how other verification approaches handle the marriage example.

5.3 Cloning

The following example arose early in the design of the EiffelBase library [21]. All classes may offer their own versions of the *copy*, *cloned* and *is_equal* routines. Default versions exist, pre-programmed, in the top class *ANY*: respectively, they copy an object onto another, create a new object as a duplicate of an existing one, and test two objects for field-by-field equality. The difference between *copy* and *cloned* is that *y.copy(x)* copies the contents of an existing object *x*³² onto those of an existing object *y*, whereas *y := x.cloned* produces a new object *y* identical to *x*.

To adapt copy and equality semantics to a particular class (in a linked list class, for example, the routines should copy and compare entire lists, not just the list headers as the default versions do), you must redefine *copy* and *is_equal*, maintaining for *copy(x)* the postcondition *is_equal(x)*.

You should not, however, have to redefine *cloned* in addition to *copy*. The semantics should be the same except for the creation of a new object; *cloned* should automatically follow *copy*. In the original version of the library the implementation of *cloned* directly applied this idea:

Result := *Blank_object* (*Current_type*)

Result.copy (*Current*)

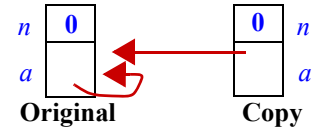
with a system function *Blank_object* returning a zeroed-out freshly allocated object of the given type. The first time someone ran a program using *cloned* with run-time contract monitoring on, the highlighted instruction violated an invariant. Indeed, a zeroed-out object will not satisfy any non-trivial invariant; that is precisely why we call *copy* to turn it into a valid object³³.

31. *set_spouse* could also, without a precondition, set *is_married* to false, achieving the same effect inelegantly.

32. Small abuse of language for “the object denoted by *x*” etc.

33. The first reaction was to add instructions disabling invariant monitoring before the call to *copy* and restoring it afterwards, a kludge (but a precursor to “unpack/pack”!). Then the implementation of *cloned* was moved to a built-in function in the run-time system. With the solution developed here it would be possible to restore the original high-level code.

The reader will have guessed the solution, but it is interesting to note that it came about independently of considerations of verification. Criticism arose about the export status of *copy*, which in the original library was public by default. Imagine a class with attributes (fields) *a*, a reference, and *n*, an integer, and the property $(n = 0) \Rightarrow (a = \text{Current})$. As illustrated, copying or cloning an object for which $n = 0$ yields an inconsistent new object since its *a* field points to the original, not the copy. There is no contradiction since the class is incorrect: one of its features, *copy*, does not preserve the invariant. But that feature is inherited, and it is not a good idea to force programmers to redefine it if they do not actually want to provide copying. A wiser solution is in *ANY* to export *copy* and *cloned* selectively to a class *COPIABLE*, from which a class must inherit if it is to provide copy and clone capabilities to its clients. With the O-rule, the call *Result.copy (Current)* only assumes invariant clauses involving properties of *COPIABLE*, and does not conflict with other invariant properties of a specific class.



On exit, *copy* must, as usual, yield the full invariant.

6 Observations on the fundamental inference rule

Two consequences of the O-rule are worth noting.

6.1 Dynamic checking policy

The last discussion brought up dynamic assertion monitoring. Class invariants are indeed, like other assertions, used not only for proofs (static verification) but also as dynamic checks that can be enabled at run-time for testing and debugging purposes. Proofs are almost always better than run-time checks, but they are not always possible and are not yet part of mainstream development processes. In the practical application of Design by Contract techniques, run-time assertion monitoring remains an essential tool, dramatically facilitating testing and debugging.

Run-time contract monitoring, when activated, evaluates the invariant after creation, then both before and after every qualified call. It was always known that in an ideal world — more precisely, a world satisfying the Ideal Picture (3.2) — the “before” check would be superfluous; but also that the problems discussed in this article may cause external interference between the last check of an object’s invariant and the next qualified call on that object. OOSC includes a detailed discussion of the both-before-and-after policy as a response to these problems³⁴.

In light of the O-rule, the “before” check seems unnecessary: we need at most to check INV_r for the source object, not the target’s invariant. But unless we also address the risk of reference leak (the other major potential problem, studied next), it is not yet time to perform this simplification.

6.2 Selective exports and invariants

An already given citation from OOSC states³⁵:

The obligation to maintain the invariant applies only to the body of features that are exported either generally or selectively...

No deep thinking was probably involved: selectively exported features simply seemed to fall in the same category as exported ones. But surely there is a gradation between a fully exported feature, formally understood as declared in *feature {ANY}*, and a fully secret one, *feature {NONE}*. Why consider all intermediate cases, such as *feature {B, C}*, equivalent to the first?

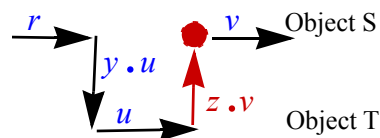
Only with the present discussion does the answer appear: invariant semantics follows (in the pre-part) a parallel gradation, obtained by considering every clause of an invariant individually.

34. [22], 11.14, page 410.

35. [22], 11.8, page 370, emphasis added.

7 The Export Consistency rule

To apply the final O-rule (/O6/) soundly, we need to enforce proper information hiding. Assume that $x.r$ (ignoring arguments) is executed on behalf of an object S and then, as in the figure illustrating callbacks (4.1, page 13, see the extract on the right), calls back into S, for example through a call $z.v$ where z happens to be attached to S. If the routine v has broader export privileges than r , it could modify properties of the class that appear in the invariant outside of INV_r . This scenario is incompatible with the soundness of the O-rule.



It is in fact — regardless of verification concerns — incompatible with the principle of information hiding. In a class *PRIVATE* consider a routine r exported to *FRIEND* but not to *FOE*. Class *FOE* may not call $p.r(args)$ for p of type *PRIVATE*; but it can easily bypass that restriction without inheriting from *PRIVATE* and without any modification to *FRIEND* or *FOE*. Just add a simple class

class *SPY* inherit *FRIEND* feature

***bypass* (p : *PRIVATE*; $args$: ...) do $p.r(args)$ end** -- $args$ declared like formals of r .
end

Then have *FOE* inherit from *SPY* and use *bypass* (p , $args$). (If you dislike using inheritance for such purposes, just write **create sp ; $sp.bypass(p, args)$** for a local variable sp of type *SPY*.)

Surprisingly, no one seems to have complained about this information hiding loophole so far, but it should be corrected. The appropriate language rule requires the following property.³⁶

Definition: a routine r satisfies the **Export Consistency rule** if no routine of a qualified call appearing in the text of r , or of a routine called by r unqualified, has a greater privilege than r or, if r is a redefinition, its precursor.

The “privilege” of a routine (short for “qualified call privilege”) is, informally, the set of routines that it can use in qualified calls. Here are the formal details expressing this intuition:

- A privilege is a partial function from classes to routines³⁷ of those classes. An example is $\{[A, \{r, s\}], [B, \{t\}]\}$,³⁸ indicating access to routines r and s of A and t of B .
- The order relation between privileges is simply the subset relation (between partial functions: $p \leq q$ if every [argument, result] pair of p is also in q).
- A privilege contains explicit elements directly induced by feature clauses; if A has the clause **feature $\{C\}$ r, s** (feature declarations omitted) and B has **feature $\{C\}$ t** , then the privilege for C includes the example function above.
- In addition, the privilege contains implicit elements: the function pair $[X, u]$ for every public (fully exported) routine u of X ³⁹, as well as the privileges of all its ancestors (since exporting to a class means also exporting to its descendants).
- The privilege of any routine of a class C is the privilege of C .
- The last part of the rule prohibits any redefinition (overriding) of a routine from making qualified calls that the rule would prohibit for its precursor (the original version).

36. Web browsers such as Firefox offer a “private” mode protecting users from sites’ tracking. From a public window, you may choose to open a link in a new public or private window; but from a private window, the new window must also be private. This is the same idea as the Export Consistency rule.

37. More generally, features/members (including attributes/fields).

38. Using braces $\{\dots\}$ for sets and brackets $[\dots]$ for pairs and representing a partial function as a set of pairs; here the first element of each pair is a class and the second element a set of routines.

39. Considering implicit elements is convenient but not conceptually necessary: since a public routine is formally equivalent to one declared in an explicit **feature $\{ANY\}$** clause, implicit elements follow from the other cases.

We can use the notion of privilege to cover the classic information hiding rule⁴⁰, which states that you may only use $x.s$ in a routine r of a class C with x of type T if T exports s to C : just rephrase it as “the privilege of r must include the pair $[T, s]$ ”.

The Export Consistency rule goes further by preventing r from calling (in qualified form) a routine that would circumvent the restriction. While it is necessary for the soundness of the O-rule, it makes sense independently, and will be proposed as an addition to the language standard [7].

As a verification rule, Export Consistency is modular. To apply the rule it suffices, when compiling a routine s or analyzing it for verification, to compute its privilege — as compilers must do anyway, to enforce standard information hiding — and include it in the interface information for the routine. Then the processing of any routine r that includes a qualified call $y.s$ should check that the privilege of s is no greater than the privilege of r and, if applicable, its precursor.

The privilege includes only information on the routine and the interface of some of the routines it calls. “Some of” because one may choose to hide part of that information, for example the internal routines used by a library routine; clients will simply not be able to call them directly. Such hiding is compatible with the rule since it makes the published privilege *smaller*.

“Implicit elements” mentioned in the definition of “privilege” serve conceptual purposes only and need not be computed. The tools should only compute explicit elements, from selective export clauses of the form **feature** $\{X, Y, \dots\}$. Then in checking the validity of $y.s$ in the text of r :

- If r is public, the call satisfies the rule regardless of s ’s privilege.
- If r is selectively exported and s public, the call violates the rule regardless of r ’s privilege.
- If r and s are selectively exported, s ’s privilege must be no greater than r ’s privilege.

Each case only uses privilege information about r and s . The rule requires no global information.

The following property summarizes the first part of this article, addressing furtive access⁴¹:

Proposition: if x is of a type T whose base class has been proved correct (3.6.1) and r satisfies the Export Consistency rule, any call $x.r(a)$ executed under $INV_r \wedge x.Pre_r(a)$ will yield $x.INV \wedge x.Post_r(a)$. (In other words, the Fundamental Picture holds, even in the presence of qualified callbacks.)

8 Reference leak: definition and examples

We now come to the second open problem of OO software verification: reference leak. It occurs when an object’s sanity depends on a reference to another object, but is compromised when a third object also gets a reference to that second object and modifies it in its own incompatible way.

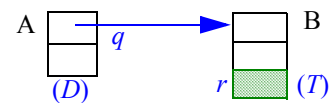
8.1 Reference leak conditions

As correctly identified in [3], reference leak happens because of invariant clauses containing qualified calls $q.r$ where q , of some type T , is a query of the enclosing class and r is a query of T . If q is detachable (possibly void), a common form is

$q \neq \text{Void} \Rightarrow q.r$ -- In this case r is a boolean property.

Terminology: any occurrence of $q.r$ with q of type T in the invariant of class D causes T to **inhibit** D through q with r . T is the **inhibitor**, I the **inhibited** class, q the **inhibiting tag**, and r the **inhibiting query**.

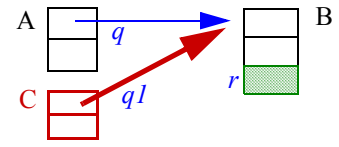
The concepts transpose from classes to the corresponding objects: in the figure on the right, object B, an instance of T , inhibits object A, an instance of D , through q .



40. Given in the definition of “available for call” in clause 8.7.13 and the rest of 8.7 in the Ecma standard [7].

41. “Proposition” because the property, justified by a detailed discussion in the previous sections, is more than a conjecture, but — not having been proved mathematically — less than a theorem.

The reference leak scenario is simply that a third object C obtains a reference *ql* to *B* (the reference has been “leaked” to C) and uses it to modify the value of *r*, through some operation *ql.mess_up*.



The inhibition concept resembles the widely used notion of *ownership*[34]⁴², which in such situation would require the programmer to declare (in some extension of the language and type system) that A “owns” B. Ownership is too coarse-grained: with inhibition, the relation between A and B only applies to a specific tag *q*. There is no absolute relationship between A and B; various objects may inhibit each other in different ways for different tags and queries. In addition, while ownership covers one-way inhibition as illustrated by this example and the next one, it is inapplicable in other situations, reviewed and addressed in 10.

A solution to the general problem of reference leak can only be of two kinds:

- A condition under which reference leak will not occur.
- A condition under which reference leak does not invalidate the inhibiting object’s invariant.

We will see conditions of each kind. First let us review representative examples.

8.2 Points leaking

We start with the bare-bones invariant example of class *POINT* (3.4). Consider two client classes. The first uses a point which must not be at the right boundary *L* of its range⁴³:

```
class HAS_POINT create set feature
  point: POINT
  set (other: POINT)          -- Initialize point to other.
    require other.x ≠ L do point := other ensure point = other end
  ... Other features, all exported ones preserving the invariant ...
invariant
  point.x ≠ L
end
```

The invariant causes *POINT* to inhibit *HAS_POINT* through *point*.

Any exported feature of *HAS_POINT* must leave the *x* of *point* to a value less than *L*. On initialization, *set* sets *point* to an existing point, ensuring the invariant thanks to its precondition.

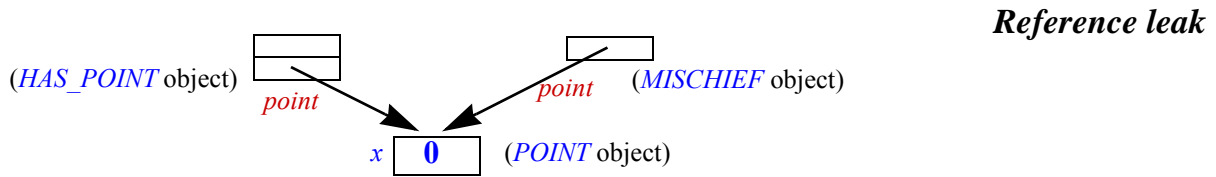
The second client class also has a *point* attribute but no particular condition on it, and a reference to an instance of the first class:

```
class MISCHIEF create make feature
  point: POINT          -- “create point”, in make below, will initialize point.x to 0.
  hp: HAS_POINT
  make do create point ; create hp.set (point) end
  mess_up do point.move_left end
end
```

Let us create an instance *MISCHIEF* through *create m.make*. The first instruction of the *make* creation procedure creates an instance of *POINT*; the second instruction creates an instance of *HAS_POINT*, with a reference to the same *POINT* object:

42. The literature on ownership is huge; this citation is to one of the first publications, with no intended slight to authors of others.

43. *L* is an arbitrary positive constant. It can be replaced by its actual value, e.g. 100, in these examples.

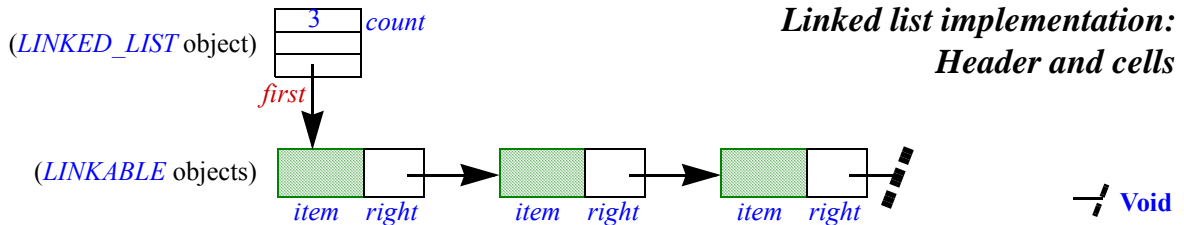


A reference leak has happened: the *MISCHIEF* object has leaked its *point* reference to the *HAS_POINT* object. A call to *mess_up* will use the leaked reference to change the *x* field of the shared object, setting it to *L* and hence violating the *HAS_POINT* invariant.

In the absence of further rules, no modular check of either class can detect this problem: *MISCHIEF* has no invariant; its argument in the creation call to *set* satisfies that routine's precondition (at that stage, *point.x* is still zero); and all the routines of *HAS_POINT* preserve the invariant of that class.

8.3 Linked lists and linkables

The *POINT* example reduces reference leak to its simplest expression⁴⁴ but may look contrived. The next one is as real as can be. Consider a linked list structure, where an object of type *LINKED_LIST* is exported to clients, with operations to insert, remove and access elements; the implementation uses objects of a type *LINKABLE*. The *LINKED_LIST* object contains general bookkeeping information about the list, such as the number of elements, *count*, as well as a reference *first*⁴⁵ to the first *LINKABLE* cell, and possibly references (not shown) to other such cells.



In such an implementation, the *LINKABLE* cells are not meant for independent use: they are subservient to the *LINKED_LIST* header object. All other clients should go through that header. By having sole control over list elements, the header can maintain crucial properties of the list, expressed in the class invariant of *LINKED_LIST*, which might contain such clauses as:

- *first.right_acyclic*, where *right_acyclic* expresses⁴⁶ that the sequence of cells obtained by repeatedly following *right* links has no cycle.
- *count = first.computed_count*, where *computed_count* counts the number of elements encountered by following *right* links as far as possible.

Such clauses make *LINKABLE* inhibit *LINKED_LIST*.

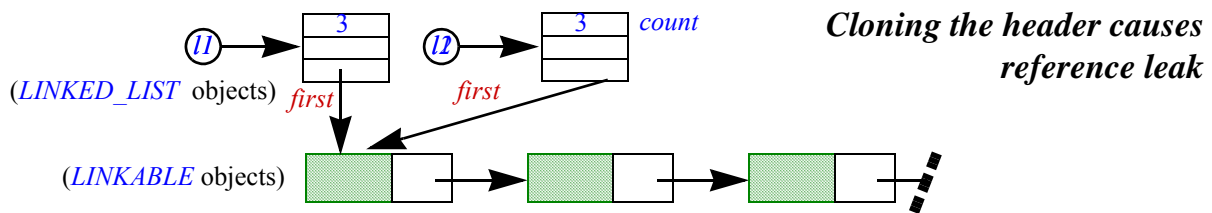
Reference leak in this example would occur if some object other than the list header somehow got hold of the reference *first*, and used it as the target of routine calls to modify cells directly, bypassing the header object's control. We can use the same model as in the first example, using *LINKABLE* instead of *POINT* (the inhibiting class) and replacing both *HAS_POINT* and *MISCHIEF* (the inhibited classes) by *LINKED_LIST*. Of course the classes in the actual library do not engage in any such mischievous games, but verification needs to ascertain this property rigorously. A simple way to mischief would be to allow *LINKED_LIST* to export the default version

44. Well, it could have used a boolean attribute rather than the integer *x*.

45. In the actual library this feature is called *first_element*. For brevity this article uses the name *first* (reserved in the library for a *public* feature returning the *value* of the first element, i.e. *first_element.item*).

46. Assuming the appropriate formalism, not explored further here.

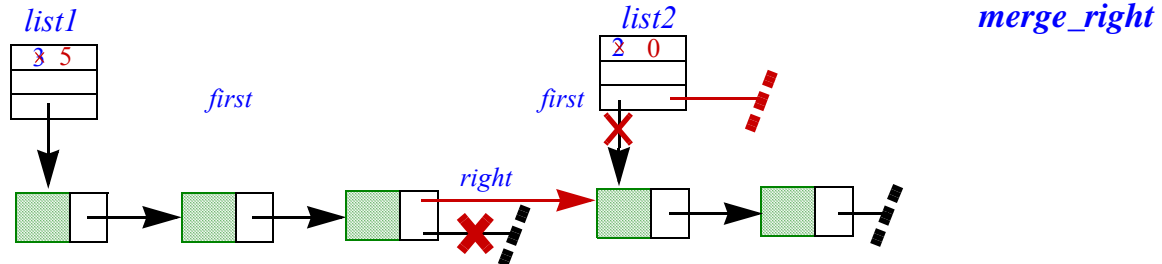
of *copy* or *cloned* (which simply copies an object field by field); then we could produce two list headers referring to the same *LINKABLE* objects:



Initially they are consistent, as shown, but it is easy, for example through a call *l2.remove_last*, which removes the last element, to invalidate 11 without any explicit operation on 11. This case cannot happen if the default copy routines are secret and *LINKED_LIST* redefines the exported *copy* to duplicate not only the list header but also the *LINKABLE* list cells. This is what it does in the actual version of the library.

8.4 Merging lists

The second example is also about linked lists, focusing on the particularly tricky operation that merges a list with another. We will consider *merge_right* (there is also *merge_left*). The routine operates on a list and takes another list as argument. As illustrated below for the call *list1.merge_right(list2)*, the effect is to concatenate the second list to the first, and then to zero out that second list (simply by making its first reference void).



What makes things especially delicate here is that programming this operation efficiently *requires* a reference leak:

- In implementing *merge_right(other)*⁴⁷, we could stay on the safe side of information hiding by taking the successive values *v* in the *other* list — not the actual *LINKABLE* cells, but the list values, obtained through the public interface of class *LINKED_LIST* — and adding each of them to the end of the first list through the call *extend(v)*, then at the end use *other.wipe_out*, calling another public routine *wipe_out* to empty the list.
- This implementation, however, is $O(\text{count2})$, where *count2* is the number of elements in the second list, assuming we initially have access to the last cell of the first one. We can get $O(1)$ by using the implementation illustrated in the last figure: directly link the last *LINKABLE* cell of the first list to the first cell of the second one, then set the second list's *first* to void.

We may call the two approaches the “dumb” and “smart” implementations⁴⁸. The smart implementation needs to use *other.first* directly; in other words, it must take advantage of a reference leak from the second list to the first. Perhaps this is the reason why *merge_right* has turned out to

47. *other* is *list2* in the example call.

be one of the most bug-prone routines in the entire library; for example an early version omitted the precondition clause *other* \neq **Current**, without which things can turn messy. Verification, both static (AutoProof) and dynamic (AutoTest) uncovered the bug [37]⁴⁹. (A different version of *LINKED_LIST* is part of the EiffelBase 2 library, which was mechanically verified as part of Polikarpova’s PhD work[39].)

Such routines should of course be programmed with particular attention, and presumably no error remains in the current version. But the problem is more general. The routine *merge_right* indulges in precisely the kind of internal pointer shenanigans, with the attendant reference leaks, that in other cases yields mayhem. How do we distinguish — in a form that can be codified into simple formal rules, and taught to a verification system — the good cases from the bad?

List merging is indeed, along with the earlier example of marriageable persons, a particular challenge and test of effectiveness for an object-oriented software verification method purporting to address the issues related to class invariants.

8.5 Divorcing and remarrying

The marriageable persons example, which earlier (5.2) illustrated the furtive access problem, can also cause reference leak. As a reminder the invariant is

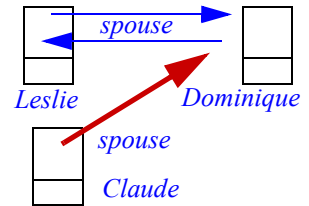
is_married \Rightarrow ((*spouse* \neq **Void**) and (*spouse.spouse* = **Current**))

Leaks would easily happen if (as a thought experiment) *set_spouse* were exported instead of being just a utility routine for *marry*⁵⁰:

Dominique.marry (*Claude*)

Dominique.set_spouse (*Leslie*)

After the second instruction, *Dominique.spouse* is *Leslie*, but *Claude.spouse* is still *Dominique* from the first instruction, so *Claude.spouse.spouse* is *Leslie*, causing *Claude* to violate its invariant property *spouse.spouse* = **Current**.



This scheme is of course incorrect and will not verify: *set_spouse* should not be exported, precisely because it does not preserve the invariant. We cannot replace *set_spouse* by *marry* above, because *marry* has precondition clauses including **not is_married**. But consider a new routine:

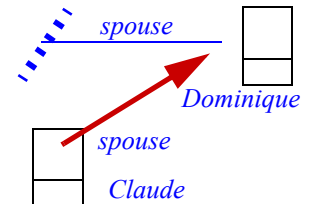
divorce **do** *spouse* := **Void** ; *is_married* := **False** **ensure** *spouse* = **Void** ; **not is_married** **end**

This is not how we should normally write such a routine: if we divorce A from B, we should also divorce B from A. Nevertheless, the version given preserves the invariant — as would any routine that sets *is_married* to false — and satisfies its postcondition. The code

Dominique.marry (*Claude*)

Dominique.divorce

again causes the *Claude* object to violate its invariant. The disturbing part, as in other cases of reference leak, is that we broke an object invariant⁵¹ through an operation (*Dominique.divorce*) that does not even mention or involve that object.



48. “Smart” and “dumb” in terms of run-time performance. Verification gives us another perspective: the first implementation is obviously correct, the second one far trickier to verify, hence not so smart if correctness is the main concern. But in practice no project will renounce efficiency for the sake of verification. We need both.

49. The bug also served as a testbed for the AutoFix system for automatic suggestions of bug correction.

50. Variables all of type *PERSON*, objects all initialized as needed. The version of *set_spouse* is the one without a precondition.

The marrying example is a case of a frequent form of inhibition which we may call **coupling**: objects come in mutual-inhibition pairs through references *back* and *forth* with respective class invariant properties *forth.back* = **Current** and *back.forth* = **Current**. (At least one of them must be protected by a non-voidness condition, for example *forth* ≠ **Void** with detachable *forth*; otherwise we could not create instances satisfying the invariant.) The example involves a single class, *PERSON*, and a single attribute *spouse* serving as both *forth* and *back*. In the general case the classes and attributes will be different.

8.6 Leaking an observer

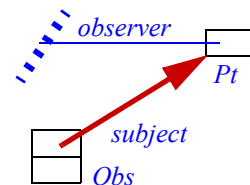
We have encountered another example of coupling in 5.1 with the Observer pattern, involving classes *OBSERVER* and *SUBJECT* with the respective attributes *subject* and *observer*. The divorcing scheme is applicable in this case too: in *POINT*, a procedure *remove_observer* that sets *observer* to void will preserve the invariant

$(observer \neq \text{Void}) \Rightarrow (observer.subject = \text{Current})$

but executing the instructions

```
Pt.set_observer (Obs)      -- Obs could be Current.
Pt.remove_observer
```

will break the invariant of *obs*.



Note, however, that here since *POINT* exports *set_observer* only to *OBSERVER*, this code has to appear in *OBSERVER* or a descendant. This observation will help us towards a solution that is not applicable in the marriage case, where *spouse* is public.

8.7 Classifying reference leaks

Inhibition is the source of reference leaks. We have seen examples of the two possible kinds:

- In one-way inhibition, class *A* inhibits class *B* but not the other way around. The first examples illustrated this case: *POINT* inhibits *HAS_POINT* and *LINKABLE* inhibits *LINKED_LIST*.
- In two-way inhibition, two classes inhibit each other, or a class inhibits itself. Coupling, as in the last two examples, *PERSON-PERSON* and *OBSERVER-SUBJECT*, is a particular case in which the inhibiting queries are back-and-forth links between the corresponding instances.

9 Ownership without the pain: the inhibition rule

The typical case of one-way inhibition with a potential to create reference leaks arises — as in the linked list example — when we designate a gateway object to channel all accesses to another object, or a whole set of objects, which inhibit the controller. The ownership idea is to designate the gateway as “owner” of all the inhibiting objects; but it requires a significant annotation effort. Let us try to do better.

9.1 External sanity

The first step is, as elsewhere in this article, to remove layers of complication and realize that the problem may be less difficult than it seems: standard OO information hiding principles already go a long way. Any well-written implementation of a one-way inhibition scheme will use restricted exports to limit access to features that could cause leak issues. For example *LINKED_LIST* will not export *first* and other features giving access to *LINKABLE* cells. Class *LINKABLE* will export its own features to *LINKED_LIST* only:

51. As a reminder from footnote 15, “object invariant” is not a synonym for “class invariant” but means the class invariant applied to one particular instance.


```

class LINKABLE [G] feature {LINKED_LIST}
  right: detachable LINKABLE [G]           -- Next cell.
  item: G                                   -- Value stored in current cell.
  put_right (other: detachable LINKABLE [G]) -- Link to other.
    do ... ensure right = other end
  put (value: G)                             -- Set cell's value to value.
    do ... ensure item = other end
end

```

This common-sense policy gives us the first part of the inhibition rule:

Definition: Class *B* inhibiting *A* with⁵² *r* satisfies the **external sanity clause** if it selectively exports *r* and every feature that may modify the value of *r* to *A* only.

Determining which features may modify *r* is a simple modular check, using only the text of class *A*⁵³. (We could even use a stronger version of the rule, trivial to implement and possibly good enough in practice: apply the export restriction to any feature of *A* that has an argument or result of a type that conforms to the type of *r*.)

9.2 Internal sanity

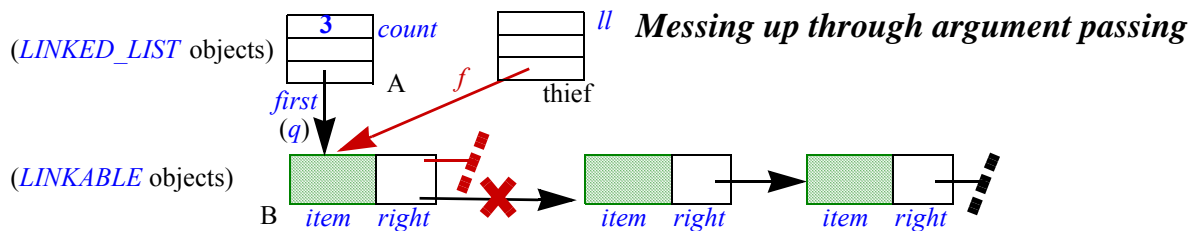
The external sanity clause almost rules out reference leaks, although in this “almost” lies thirty years of verification research. The clause tells us that harmful leaks only matter for objects of type *A*. Objects of other types can have all the leaked references they like to *B* objects (*LINKABLE* cells in the example), and we do not care: they will not be able to use them for mischief since they cannot apply any operations to them.

All that remains is the case of other *A* objects having their own leaked references to *B* objects that are supposedly under the control of the initial *A* object — their gateway. This case could indeed occur, for example with the following two routines added to *LINKED_LIST* [G]:

```

leak_and_mess_up (thief: LINKED_LIST [G]) do thief.mess_up (first) end
mess_up (f: LINKABLE [G]) do f.put_right (Void) end

```



A call to *leak_and_mess_up* (*ll*), where *ll* is another linked list, will, as shown, transform any non-empty list into a one-element list, invalidating the *count* field and the corresponding invariant.⁵⁴

Here is the analysis. If *B* inhibits *A* through *q*, the external sanity clause takes care of leaks to would-be thieves of types other than *A*; but we must also keep *A* objects, other than the original inhibited object *A*⁵⁵, from messing up with the inhibitor object *B*, known to the original though *q* (*first* in the example). Such a “thief” object could access *B* through its own leaked reference *f*,

52. Remember that an invariant clause containing *q.r* causes inhibition “through” *q* and “with” *r*.

53. The rule also applies to descendants of *C*, but inheritance does not threaten modular verification here since descendants may only restrict privileges, not broaden them.

54. The reader will have noted how disturbingly close this example is to the case, in principle legitimate, of *merge_right*. More on this point below.

55. It is generally not a good idea to distinguish entities by font and color alone, but here it should cause no confusion that *A* and *B* are classes and objects *A* and *B* instances of each.

and use it to perform *f.modify*. The routine *modify* (*put_right* in the example) is available to the thief since it is exported to the class *A*; but we do not want any object other than *A* to use it on *B*.

How can the thief obtain such a leaked alias *f* of *A*'s *q*? Regardless of who — *A*, the thief or a third party — created the inhibitor *B*, the reference to *B* had to be passed to at least one of the two *A* objects through a qualified call *x.mess_up (...)* where *x* (denoting either *A* or the thief) is of type *A*, and the routine *mess_up* either:

- Has, as in the example, a formal argument *f* whose value could be a reference to *B*.
- Is a function whose result could be a reference to *B*.

Expressing these conditions exactly would require global analysis on the object structure. The following stronger condition, however, is easy for a compiler to enforce as a simple addition to the existing rules of type checking and information hiding:

Definition: Class *B* inhibiting *A* through *q* satisfies the **internal sanity clause** if no feature of *A* other than *q* having an argument or result of a type conforming to *B* is available to *A* for calls or creation.

A “conforming” type is the itself or a descendant (taking genericity into account [22, 7]⁵⁶). A feature is “available” to a class if it is exported to it. This discussion assumes the Export Consistency rule (section 7), so that thieves cannot use tricks to gain access indirectly to the banned features.

The internal sanity clause is a rare case of a rule preventing a class from making features available (to itself). But it is the simplest way to avoid harmful reference leaks inhibitions.

Definition: a class inhibiting another through a query satisfies the **inhibition rule** if it satisfies both the external and internal sanity clauses.

Proposition⁵⁷: an inhibition satisfying the inhibition rule cannot invalidate the inhibited class's invariant through reference leak.

This proposition is the second main result of the present article, addressing the second open problem of class invariants, reference leak.

Lest us revisit all the examples of reference leak to see how they fare under the inhibition rule.

9.3 Points not leaking

For *POINT* inhibiting *HAS_POINT* with *x* through *point* (8.2):

- The classes as written do not satisfy the external inhibition rule since *POINT* publicly exports the routine *move_left*, which modifies *x*. To correct this problem, *POINT* must make *move_left* selectively exported to *HAS_POINT* only.
- The classes also do not satisfy the internal rule, since *HAS_POINT* exports *set* publicly and hence to itself, making *MISCHIEF*'s leaking call *hp.set (point)* possible. *HAS_POINT* has to exclude itself from the availability of *set*. Typically, it should only be available to classes such as *MISCHIEF* which create *HAS_POINT* objects and need to initialize them with a reference *point* to the point they will be watching.

These changes would strictly limit the use of class *POINT*, making the status of its instances similar to those of *LINKABLE* cells in linked lists, which clients must access through a gateway object (the list header). Here the gateway is the *HAS_POINT* object.

56. A more formal version of the rule states the type constraint in terms not of *B* but of the type *T* of *q*; *T* is “based on” class *B*. See footnote 21.

57. As for the other fundamental “proposition” (see footnote 41), not yet a theorem but more than a conjecture.

Such a restriction becomes inevitable — per the inhibition rule — as soon as instances of one type, here *HAS_POINT*, rely for their sanity on the properties of instances of another, here *POINT*. Then we have to prevent instances of other types from breaking that special relationship: the penalty is that they may only access the relevant properties (here the *x* of a point) by going through an instance of the gateway type.

Unlike ownership, this special relationship does not apply to the classes *in toto*, only to specific properties such as *x* here. *HAS_POINT* does not “own” *POINT*; it is simply inhibited by *POINT* with *x* through *point*. Instances of other classes can access any other properties of a *POINT* object without interference from *HAS_POINT*.

9.4 Linked lists and linkables

With the inhibition rule we can make linked lists — setting aside *merge_right* for a while — demonstrably leak-free. The external sanity clause already held since *LINKABLE* exports its features to *LINKED_LIST* only. To satisfy the internal clause, it suffices to find the few features of *LINKED_LIST* taking arguments or yielding a result of *LINKED_LIST* type and remove *LINKED_LIST* from the set of classes to which they are exported.

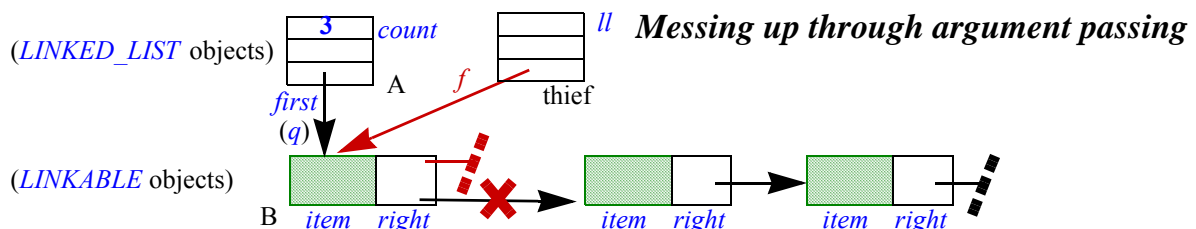
In the actual library class, these features are all restrictively exported already, indicating that the class authors realized they had to be handled with care. More precisely, *LINKED_LIST* exports feature *first*⁵⁸ to *LINKED_LIST_ITERATION_CURSOR*, a class used to provide iteration capabilities on lists; this export satisfies the strict internal sanity clause — but also to itself. After removal of the export of *first* to *LINKED_LIST*, everything still compiles with the only exception— surprise! — two routines: *merge_right* and *merge_left*.

The “dumb” version, not directly using references to *LINKABLE* objects, will of course compile.

9.5 Merging lists

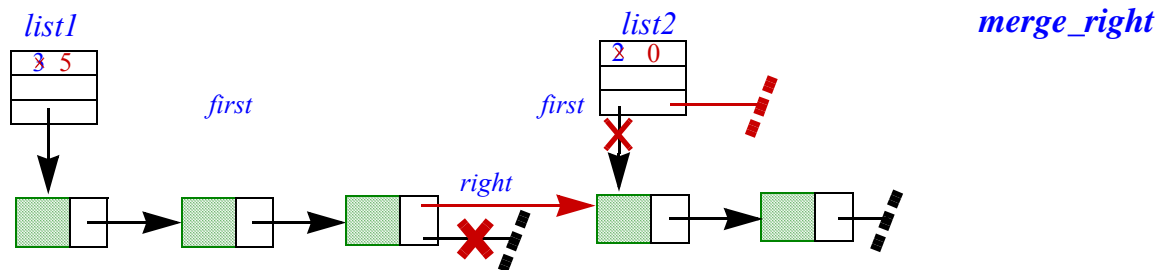
What would it take to legitimize the “smart” versions of *merge_right* and *merge_left*? With the inhibition rule, it is not possible to write these routines in *LINKED_LIST*. One will need calls such as *h.merge_right(list1, list2)* using as the type of *h* a new class *LIST_HANDLER* to which *LINKED_LIST* and *LINKABLE* export the appropriate features.

Since approach is a significant complication, we should ask whether the inhibition rule’s rejection of the smart *merge_right* is justified. Indeed, the rejection is not due to a quirk of the rule. It comes from a good reason: these routines could cause havoc. Compare two earlier figures, the first showing a harmful leak:



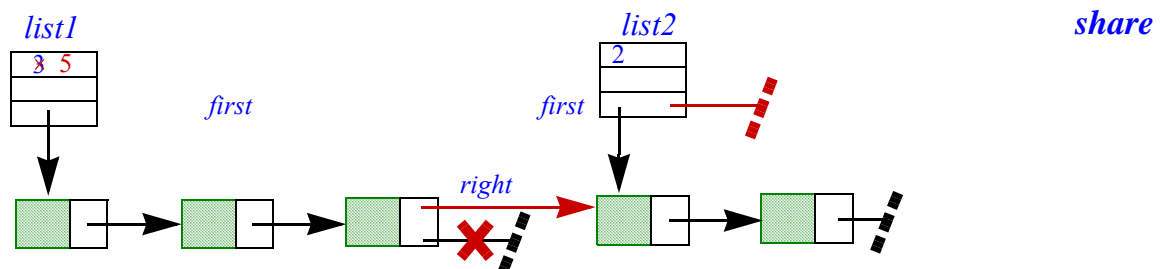
58. As noted (footnote 45), the actual name is *first_element*.

and the second one how *merge_right* works:



They are remarkably similar. In both cases a list object gets access to the internals (*LINKABLE* references) of another object of the same type — as prohibited by the inhibition rule — and uses this access to reorganize the list cells; for evil in the first case, for good in the second, but it appears impossible to distinguish on the basis of a single class text.

It is for example easy to write a slight variation on *merge_right*, say *share*, through which *list1.share(list2)* will cause *list2* to refer to a part of the first list:



Such sharing contradicts the expectation that linked lists should never share the actual list cells. But that expectation cannot be made part of the invariant of *LINKED_LIST*: it is not a property of any particular list, but of the object structure as a whole. Even with the best invariants, expressing for example that the *LINKABLE* structure is acyclic, it is possible to write *share* so that it will preserve the object invariants of both *list1* and *list2*. The separateness property is also an invariant, but its scope is bigger than individual lists since it talks about the disjointness of *pairs* of lists. It can still be expressed as a class invariant, but not for the list class; the posited class *LIST_HANDLER* can host it.

9.6 Observer pattern

We are in now for a *good* surprise. The Observer scheme as written (5.1, 8.6) passes the inhibition rule. Since *OBSERVER* exports *subject* and *update* to *POINT* only, and *POINT* exports *observer* and *set_observer* to *point* only:

- They satisfy the external sanity clause both ways (since *subject* and *observer* are the queries involved in the respective inhibiting clauses).
- They also satisfy the internal sanity clause, since they do not export these features to themselves. (Unlike in the smart *merge_right* case, we do not need a point to fiddle around with the observer of another point, or an observer with the subject of another observer.)

This result was not expected since inhibition rule appears to cover one-way inhibition while the Observer example exhibits two-way inhibition: *OBSERVER* and *POINT* inhibit each other. Ownership-based approaches would not work since ownership is by nature an non-symmetric relation: if A owns B, then B cannot own A. But the inhibition rule works because inhibition is more fine-grained: here *OBSERVER* inhibits *POINT* through *subject* with *x*, and *POINT* inhibits *OBSERVER* through *subject*. So the two inhibitions complement rather than contradict each other.

It is one of the most visible results of this article that the rules it introduces make it possible to verify a plainly written Observer pattern, without any verification-oriented annotation or other extra code:

- Even though the pattern uses qualified callbacks, the O-rule shows them to preserve correctness.
- The inhibition rule shows that no reference leak can occur.

9.7 Spouses again

The marriage example also involves mutual inhibition. But here, rather than two classes, we have only one, *PERSON*. The inhibition rule cannot apply, since the external clause would require *PERSON* to export spouse to itself and the internal clause not to.

As in the list merging case, this impossibility is not an artifact of the rule as phrased but conceptually inevitable. If persons may know about other persons (as permitted if the internal clause does not apply) the earlier leaking scheme is possible from within class *PERSON*:

Dominique.marry (Claude)

Dominique.divorce

satisfying all the invariants of the objects involved. (As noted, this scheme assumes a bad version of *divorce* which does not divorce the other person; but there is no way to force the good version since the invariant to be preserved is that of another object, not named in the call.)

The immediate solution is as for *merge_right*: introduce a class *BROKER*, with *PERSON* references *spouse1* and *spouse2*; then the publicly available *marry* and *divorce* have to be routines of that class, used in the style *my_broker.marry (Dominique, Claude)*.

A solution that both relies on a single class *PERSON* as described in previous sections and allows clients to use *marry* and *divorce* directly on *PERSON* objects will not pass the inhibition rule. The culprit is not the rule but the risk of reference leaks. The next section will, however, sketch another possible path.

10 Object tribes

This last part of the discussion sketches out a different approach. Unlike the previous sections, it is not fully developed; rather, it presents a possible direction for development, which, if useful, will require further work.

The one-way inhibition rule may seem to be the last word on the reference leak problem: we have seen strong arguments (although not a proof) that it is sound, that is to say sufficient to guarantee the absence of reference leaks; and the discussion of the *leak/mess_up* example shows it to be necessary in typical situations (as soon as we allow arguments or results of routines exported to *A* we can create a reference leak). Can there be room for anything else?

There can if we note that reference leaks are only harmful if they cause missing the leaked object's invariant during an update to another object. If every object's invariant included the invariant of other objects which it affects, then we would not need any particular restriction: normal invariant checking would suffice. For example, assume the invariant of every married person somehow includes the invariant of the spouse, and even if the person changes spouse that property remains in effect for the previous spouse (alimony). Then in the example

Dominique.marry (Claude)

Dominique.divorce

the first instruction adds *Claude* to the set of objects whose invariants *Dominique* follows: *Claude* and *Dominique* now belong to the same *tribe*. What defines a tribe ("all for one, one for all") is

that the invariant of any object in the tribe includes the invariant of all others. The second instruction must preserve this combined invariant: then the sloppy version of *divorce*, which only sets *spouse* to void for the target object (here *Dominique*) will not pass verification; but the good version, which also sets it for the *spouse* object if any, will.

Definition: a set of objects is a **tribe** if they all have the same object invariant.

To make this definition practical, we must distinguish, for an object *o* in a tribe *T*, between its “written invariant” *I(o)*, deduced from the class text (the class invariant as applied to *o*) and its effective invariant, which must be

$$\forall o': T \mid I(o')$$

For this discussion, tribes are useful in connection with inhibition. We may always assume that the set of objects is partitioned into tribes (if only through the trivial partition where every object makes up its own tribe); so we may talk of “the tribe of an object”. From the tribe condition follows a new approach to reference leaks:

Definition: a set of classes satisfies the **tribe rule** if any of their instances that inhibits another, or inhibited it earlier in the execution, belongs to the same tribe.

(Note the reference to the past: in the current state of this work it is an open problem under what terms we may remove an object from a tribe.)

The tribe rule provides a completely different solution to the reference leak problem. If class *PERSON* satisfies the tribe rule, the first call above, *Dominique.marry(Claude)*, will cause the *Claude* object to join *Dominique*’s tribe; the effective invariant, which includes both objects’ invariants, then rules out foul play. We can handle all the other examples in the same way, forcing in each case into a single tribe: a subject and its observer; a linked list and the *LINKABLE*s on which it depends; two linked lists to be merged (ensuring that each will be consistent, although not that they will be disjoint).

How could we make that approach work? A potential solution (described here tentatively and in general terms) would combine language and library properties. A library class *INHIBITED* provide features about an object’s tribe: *tribe_has(x)* says whether *x* belongs to the current object’s tribe, and *tribe_put(x)* adds *x* to that tribe. (Internally, they may be implemented as *tribe.has(x)* and *tribe.put(x)*, where the attribute *tribe* is of type *TRIBE*, a class offering set-like operations.) The class *INHIBITED* has the invariant

$$\forall o \mid (\text{tribe_has}(o) \wedge (o \neq \text{Current})) \Rightarrow o.\text{inv}$$

or, in programming language notation

across tribe as o all (o.item /= Current) implies o.inv end

where *inv* yields an object’s written invariant. The language rule is that any class *A* inhibited by a class *B* through a query *q* must:

- Be a descendant of *INHIBITED*.
- Have the invariant clause *tribe_has(q)* (qualified by *q ≠ Void* if the inhibiting clause is).

The second condition guarantees that the inhibitor object is in the tribe; to satisfy it in practice, any routine which can change *q* will have to include an instruction *tribe_put(q)*. For example, *marry* should now include *tribe_put(spouse)*.

The tribe idea resembles the requirement to record “observers”⁵⁹ in the semantic collaboration approach [37, 39], but it is more general. “Observer” constructs in semantic collaboration use

59. Semantic collaboration reuses the term “observer” from the Observer pattern, but with a specific meaning.

“ghost” variables, present only for verification and without a run-time effect. It is not clear whether tribe properties could have the same status; they are treated above as ordinary features, so they can serve for dynamic verification — run-time contract monitoring — as well as proofs. In this approach, every inhibited object has one more field, a reference to its tribe; in our examples, every *PERSON* will have a tribe field, and so will every *LINKED_LIST* (but not *LINKABLEs*, of which there are many more). The tribes themselves will, of course, use up space.

Beyond this particular language-cum-library solution (only outlined here, and possibly kludgy), the question to be addressed further is whether the underlying approach, the tribe rule, can lead to effective solutions to the reference leak problem, complementing the more straightforward solution of enforcing the inhibition rule.

11 Limitations

There has been no formal proof of soundness.

The approach has not yet been implemented in a compiler or verification system.

The internal sanity clause (9) could be made more flexible though alias analysis [12].

The rules ignore the problems raised by recursion.

A few details have been left open, particularly about object creation. The rules apply to routines that yield commands (procedures); their transposition to queries (functions and attributes, which return a result) needs to be made explicit.⁶⁰

12 Acknowledgments

This article is greatly indebted to the authors of the cited work about class-invariant-related issues. One should note, in considering its criticism of that work, that the first natural target for criticism is my own work in OOSC 1 and 2, which in its enthusiasm for the concept did not devote enough attention to the associated difficulties. More precisely it explained the reference leak problem in some detail⁶¹ but not furtive access.

The development of AutoProof involved many discussions on the role of class invariants in verification; for the many insights gained I am grateful to the project members: Carlo Furia, Martin Nordio, Nadia Polikarpova, Julian Tschannen.

To advance the present work I gave several talks presenting intermediate states, prompted many important observations from the audiences. I cannot thank everyone but should at least note Sergey Velder at the PSSV 2016 symposium in Saint Petersburg, the organizers of that conference (Mikhail Itsykson and Nicolay Shilov), Julian Ober, Mamoun Filali, Jean-Paul Bodeveix, Jan-Georg Smaus and Peter Matthes at the University of Toulouse (two “Vériclub” talks), Daniel de Carvalho, Alexander Chichigin and Alexander Naumchev at Innopolis, Elisabetta di Nitto and Dino Mandrioli at Politecnico di Milano, as well as Alexander Kogtenkov from Eiffel Software, who also provided important comments on the first draft of this article.

For the callback problem, Daniel de Carvalho explored a notion of “aggregate invariant” which involves the same issues and some of the same concepts as the present work, in particular the idea of taking export status into consideration, and led to useful discussions.

At one point during the course of her PhD thesis [39], Nadia Polikarpova mentioned that she was considering relying on export rights to address invariant-related problems; I am not sure why the idea was not pursued further.

60. Also, *too many footnotes*.

61. “Class invariants and reference semantics”, pages 407-410 in [22].

13 References

- [1] AutoProof page, with documentation, online tutorial, and references to publications, available at se.inf.ethz.ch/research/autoproof/.
- [2] Ralph Back: *On Correct Refinement of Programs*, in *Journal of Computer and System Sciences*, vol. 23, no.1, pages 49-68, August 1981,
- [3] Mike Barnett, David A. Naumann: *Friends Need a Bit More: Maintaining Invariants Over Shared State*, in MPC 2004, Mathematics of Program Construction, 7th International Conference, Stirling, Scotland, 12-14 July 2004, ed. Dexter Kozen, Lecture Notes in Computer Science 3125, Springer, 2004, pages 54-84.
- [4] Mike Barnett, Robert DeLine, Manuel Fähndrich, K. Rustan M. Leino and Wolfram Schulte: *Verification of object-oriented programs with invariants*, Proceedings of FTfJP workshop at ECOOP 2004, in *Journal of Object Technology*, vol. 3, no. 6, 2004, pages 27-56.
- [5] Mike Barnett (contact person): “Observer” verification challenge at SAVCBS workshop at ESEC/FSE conference 2007, www.eecs.ucf.edu/~leavens/SAVCBS/2007/challenge.shtml.
- [6] Lilian Burdy, Yoonsik Cheon, David Cok, Michael Ernst, Joe Kiniry, Gary T. Leavens, K. Rustan M. Leino, and Erik Poll: *An overview of JML tools and applications*, in *International Journal on Software Tools for Technology Transfer*, vol. 7, no. 3, June 2005, pages 212-232.
- [7] Ecma TC49-TG4 committee: *Eiffel: Analysis, Design and Programming Language*, Standard ECMA-367, 2nd edition, June 2006, available at www.ecma-international.org/publications/standards/Ecma-367.htm.
- [8] Event-B page at www.event-b.org.
- [9] Carlo Furia, Bertrand Meyer and Sergey Velder: *Loop invariants: Analysis, Classification and Examples*, in *ACM Computing Surveys*, vol. 46, no. 3, February 2014.
- [10] C.A.R. Hoare: *Procedures and Parameters: An Axiomatic Approach*, in *Symposium on Semantics of Algorithmic Languages*, ed. E. Engeler, Lecture Notes in Mathematics 188, Springer, 1971, pages 102-116.
- [11] C.A.R. Hoare: *Proof of Correctness of Data Representation*, in *Acta Informatica*, vol. 1, no. 4, December 1972, pages 271–281.
- [12] Alexander Kogtenkov, Bertrand Meyer and Sergey Velder: *Alias Calculus, Change Calculus and Frame Inference*, in *Science of Computer Programming*, 2015, pages 163-172, available at se.ethz.ch/~meyer/publications/aliasing/alias-scp.pdf.
- [13] Gary Leavens and others: JML (Java Modeling Language) home page at www.jmlspecs.org.
- [14] K. Rustan M. Leino and Peter Müller: *Object invariants in dynamic contexts*, in ECOOP 2004, Proc. 18th European Conference on Object-Oriented Programming, Oslo, 14-18 June 2004, ed. Martin Odersky, Lecture Notes in Computer Science 3086, Springer, pages 491-515.
- [15] K. Rustan M. Leino and Peter Müller: *Modular verification of static class invariants*, in *FM 2005: Formal Methods, International Symposium of Formal Methods Europe*, Newcastle, July 18-22, 2005, eds. John Fitzgerald, Ian J. Hayes and Andrzej Tarlecki, Lecture Notes in Computer Science 3582, Springer, pages 26-42.
- [16] K. Rustan M. Leino and Wolfram Schulte: *Using history invariants to verify observers*, in ESOP'07, Proc. 16th European Symposium on Programming, Springer, 2007, pages 80-94.
- [17] K. Rustan M. Leino and Mike Barnett: Spec# home page at www.microsoft.com/en-us/research/project/spec/.

- [18] Marx Brothers: *A Night at the Opera*, 1935. (The given citation starts at 3:54 at www.youtube.com/watch?v=G_Sy6oiJbEk.)
- [19] Bertrand Meyer: *Eiffel: A Language for Software Engineering*, Technical Report TR-CS-85-19, Univ. of California, Santa Barbara, 1985, available at se.ethz.ch/~meyer/publications/eiffel/eiffel_report.pdf.
- [20] Bertrand Meyer: *Object-Oriented Software Construction*, first edition, Prentice Hall, 1988.
- [21] Bertrand Meyer: *Reusable Software: The Base Object-Oriented Component Libraries*, Prentice Hall, 1994.
- [22] Bertrand Meyer: *Object-Oriented Software Construction*, second edition, Prentice Hall, 1997.
- [23] Bertrand Meyer: *The Grand Challenge of Trusted Components*, in *ICSE '03: Proc. 25th Int. Conf. on Software Engineering*, Portland, Oregon, May 2003, IEEE Computer Society Press, 2003, pages 660-667, available at se.ethz.ch/~meyer/publications/ieee/trusted-icse.pdf.
- [24] Bertrand Meyer: *The Dependent Delegate Dilemma*, in *Engineering Theories of Software Intensive Systems*, Proceedings of the NATO Advanced Study Institute on Engineering Theories of Software Intensive Systems, Marktoberdorf, Germany, 3 to 15 August 2004, eds. Manfred Broy, J. Gruenbauer, David Harel and C.A.R. Hoare, NATO Science Series II: Mathematics, Physics and Chemistry, vol. 195, Springer, June 2005.
- [25] Bertrand Meyer: *Touch of Class: An Introduction to Programming Well Using Objects and Contracts*, Springer, 2009.
- [26] Bertrand Meyer, Alexander Kogtenkov and Emmanuel Stapf: *Avoid a Void: The Eradication of Null Dereferencing*, in *Reflections on the Work of C.A.R. Hoare*, eds. C. B. Jones, A.W. Roscoe and K.R. Wood, Springer, 2010, pages 189-211, available at www.eiffel.org/doc-file/eiffel/void-safe-eiffel.pdf.
- [27] Bertrand Meyer: *Verification as A Matter Of Course*, blog article with slides from a talk, 29 March 2010, available at bertrandmeyer.com/2010/03/29/verification-as-a-matter-of-course/.
- [28] Bertrand Meyer, *Steps Towards a Theory and Calculus of Aliasing*, in *International Journal of Software and Informatics*, Chinese Academy of Sciences, 2011, pages 77-116, available at se.ethz.ch/~meyer/publications/aliasing/alias-revised.pdf.
- [29] Bertrand Meyer et al.: SCOOP (Simple Concurrent Object-Oriented Programming) site, at www.eiffel.org/doc/solutions/Concurrent%20programming%20with%20SCOOP.
- [30] Ronald Middelkoop, Cornelis Huizing, Ruurd Kuiper, and Erik J. Luit: *Invariants for non-hierarchical object structures*, in *Electronic Notes in Theoretical Computer Science*, 195, 2008, pages 211–229.
- [31] Carroll Morgan: *Programming from Specifications*, Prentice Hall, 1990-1998.
- [32] Michal Moskal, Wolfram Schulte, Ernie Cohen and Stephan Tobies: *A Practical Verification Methodology for Concurrent Programs*, Microsoft Technical Report MSR-TR-2009-2019, 2009.
- [33] Peter Müller: *Modular Specification and Verification of Object-Oriented Programs*, PhD thesis, Fernuniversität Hagen, 2001, Lecture Notes in Computer Science 2262, Springer, 2002.
- [34] James Noble, David Clarke and John Potter: *Object Ownership for Dynamic Alias Protection*, in *TOOLS Pacific*, Melbourne, November 1999.
- [35] Martin Nordio, Cristiano Calcagno, Peter Müller, Julian Tschannen and Bertrand Meyer: *Reasoning about Function Objects*, in *TOOLS Europe 2010*, Málaga (Spain), 28 June - 2 July 2010, ed. J. Vitek, Lecture Notes in Computer Science, Springer, 2010, available at se.ethz.ch/~meyer/publications/proofs/agents.pdf.

- [36] David Parnas, *On the criteria to be used in decomposing systems into modules*, in *Communications of the ACM*, vol. 15 no. 12, December 1972, pages 1053-1058.
- [37] Nadia Polikarpova, Carlo A. Furia, Yi Pei, Yi Wei and Bertrand Meyer: *What Good are Strong Specifications?*, in *Proceedings of ICSE 2013* (35th International Conference on Software Engineering), San Francisco, May 2013, IEEE Computer Press, pages 262-271, 2013, available at se.ethz.ch/~meyer/publications/methodology/strong_specifications_icse.pdf.
- [38] Nadia Polikarpova, Julian Tschannen, Carlo A. Furia and Bertrand Meyer: *Flexible Invariants Through Semantic Collaboration*, in FM 2014 (proceedings of 19th International Symposium on Formal Methods), Singapore, May 2014, Lecture Notes in Computer Science 8442, eds. C. Jones, P. Pihlajasaari and J. Sun, Springer, 2014, pages 514-530, available at se.ethz.ch/~meyer/publications/proofs/flexible_invariants.pdf.
- [39] Nadia Polikarpova: *Specified and Verified Reusable Components*, PhD thesis, ETH Zurich, available at se.ethz.ch/people/polikarpova/thesis.pdf.
- [40] Mary Shaw, Ralph L. London and William A. Wulf: *An Introduction to the Construction and Verification of Alghard Programs*, in *IEEE Transactions on Software Engineering*, vol. 2, no 4, 1976, pages 53–265.
- [41] Julian Tschannen, Carlo A. Furia, Martin Nordio and Bertrand Meyer: *Automatic Verification of Advanced Object-Oriented Features: The AutoProof Approach*, in *Tools for Practical Software Verification*; International Summer School, LASER 2011, eds. Bertrand Meyer and Martin Nordio, Lecture Notes in Computer Science 7682, Springer, December 2012. Other papers on AutoProof are listed in [1].
- [42] Wikipedia, “class invariant” entry, last consulted July 2016.
- [43] Akinori Yonezawa, Jean-Pierre Briot and Etsuya Shibyama: *Object-Oriented Concurrent Programming in ABCL/I*, in Proc. OOPSLA '86, Object-Oriented Programming Systems, Languages and Applications. ACM SIGPLAN Notices, vol. 21, no. 11, November 1986.