

---

# K-Medoids for K-Means Seeding

---

**James Newling**

Idiap Research Institute and  
École polytechnique fédérale de Lausanne  
james.newling@idiap.ch

**François Fleuret**

Idiap Research Institute and  
École polytechnique fédérale de Lausanne  
francois.fleuret@idiap.ch

## Abstract

We show experimentally that the algorithm `clarans` of Ng and Han (1994) finds better  $K$ -medoids solutions than the Voronoi iteration algorithm of Hastie et al. (2001). This finding, along with the similarity between the Voronoi iteration algorithm and Lloyd’s  $K$ -means algorithm, motivates us to use `clarans` as a  $K$ -means initializer. We show that `clarans` outperforms other algorithms on 23/23 datasets with a mean decrease over `k-means++` (Arthur and Vassilvitskii, 2007) of 30% for initialization mean squared error (MSE) and 3% for final MSE. We introduce algorithmic improvements to `clarans` which improve its complexity and runtime, making it a viable initialization scheme for large datasets.

## 1 Introduction

### 1.1 $K$ -means and $K$ -medoids

The  $K$ -means problem is to find a partitioning of points, so as to minimize the sum of the squares of the distances from points to their assigned partition’s mean. In general this problem is NP-hard, and in practice approximation algorithms are used. The most popular of these is Lloyd’s algorithm, henceforth `lloyd`, which alternates between freezing centers and assignments, while updating the other. Specifically, in the *assignment* step, for each point the nearest (frozen) center is determined. Then during the *update* step, each center is set to the mean of points assigned to it. `lloyd` has applications in data compression, data classification, density estimation and many other areas, and was recognised in Wu et al. (2008) as one of the top-10 algorithms in data mining.

The closely related  $K$ -medoids problem differs in that the center of a cluster is its medoid, not its mean, where the medoid is the cluster member which minimizes the sum of *dissimilarities* between itself and other cluster members. In this paper, as our application is  $K$ -means initialization, we focus on the case where dissimilarity is squared distance, although  $K$ -medoids generalizes to non-metric spaces and arbitrary dissimilarity measures, as discussed in §SM-A.

By modifying the update step in `lloyd` to compute medoids instead of means, a viable  $K$ -medoids algorithm is obtained. This algorithm has been proposed at least twice (Hastie et al., 2001; Park and Jun, 2009) and is often referred to as the Voronoi iteration algorithm. We refer to it as `medlloyd`.

Another  $K$ -medoids algorithm is `clarans` of Ng and Han (1994, 2002), for which there is no direct  $K$ -means equivalent. It works by randomly proposing swaps between medoids and non-medoids, accepting only those which decrease MSE. We will discuss how `clarans` works, what advantages it has over `medlloyd`, and our motivation for using it for  $K$ -means initialization in §2 and §SM-A.

### 1.2 $K$ -means initialization

`lloyd` is a *local* algorithm, in that far removed centers and points do not directly influence each other. This property contributes to `lloyd`’s tendency to terminate in poor minima if not well initial-



Figure 1:  $N = 3$  points, to be partitioned into  $K = 2$  clusters with `lloyd`, with two possible initializations (top) and their solutions (bottom). Colors denote clusters, stars denote samples, rings denote means. Initialization with `clarans` enables jumping between the initializations on the left and right, ensuring that when `lloyd` eventually runs it avoids the local minimum on the left.

ized. Good initialization is key to guaranteeing that the refinement performed by `lloyd` is done in the vicinity of a good solution, an example showing this is given in Figure 1.

In the comparative study of  $K$ -means initialization methods of Celebi et al. (2013), 8 schemes are tested across a wide range of datasets. Comparison is done in terms of speed (time to run initialization+`lloyd`) and energy (final MSE). They find that 3/8 schemes should be avoided, due to poor performance. One of these schemes is uniform initialization, henceforth `uni`, where  $K$  samples are randomly selected to initialize centers. Of the remaining 5/8 schemes, there is no clear best, with results varying across datasets, but the authors suggest that the algorithm of Bradley and Fayyad (1998), henceforth `bf`, is a good choice.

The `bf` scheme of Bradley and Fayyad (1998) works as follows. Samples are separated into  $J$  ( $= 10$ ) partitions. `lloyd` with `uni` initialization is performed on each of the partitions, providing  $J$  centroid sets of size  $K$ . A superset of  $JK$  elements is created by concatenating the  $J$  center sets. `lloyd` is then run  $J$  times on the superset, initialized at each run with a distinct center set. The center set which obtains the lowest MSE on the superset is taken as the final initializer for the final run of `lloyd` on all  $N$  samples.

Probably the most widely implemented initialization scheme other than `uni` is `k-means++` (Arthur and Vassilvitskii, 2007), henceforth `km++`. Its popularity stems from its simplicity, low computational complexity, theoretical guarantees, and strong experimental support. The algorithm works by sequentially selecting  $K$  seeding samples. At each iteration, a sample is selected with probability proportional to the square of its distance to the nearest previously selected sample.

The work of Bachem et al. (2016) focused on developing sampling schemes to accelerate `km++`, while maintaining its theoretical guarantees. Their algorithm `afk-mc2` results in as good initializations as `km++`, while using only a small fraction of the  $KN$  distance calculations required by `km++`. This reduction is important for massive datasets.

In none of the 4 schemes discussed is a center ever replaced once selected. Such refinement is only performed during the running of `lloyd`. In this paper we show that performing refinement during initialization with `clarans`, before the final `lloyd` refinement, significantly lowers  $K$ -means MSEs.

### 1.3 Our contribution and paper summary

We compare the  $K$ -medoids algorithms `clarans` and `medlloyd`, finding that `clarans` finds better local minima, in §3 and §SM-A. We offer an explanation for this, which motivates the use of `clarans` for initializing `lloyd` (Figure 2). We discuss the complexity of `clarans`, and briefly show how it can be optimised in §4, with a full presentation of acceleration techniques in §SM-D.

Most significantly, we compare `clarans` with methods `uni`, `bf`, `km++` and `afk-mc2` for  $K$ -means initialization, and show that it provides significant reductions in initialization and final MSEs in §5. We thus provide a conceptually simple initialization scheme which is demonstrably better than `km++`, which has been the de facto initialization method for one decade now.

Our source code at <https://github.com/idiap/zentas> is available under an open source license. It consists of a C++ library with Python interface, with several examples for diverse data types (sequence data, sparse and dense vectors), metrics (Levenshtein,  $l_1$ , etc.) and potentials (quadratic as in  $K$ -means, logarithmic, etc.).

### 1.4 Other Related Works

Alternatives to `lloyd` have been considered which resemble the swapping approach of `clarans`. One is by Hartigan (1975), where points are randomly selected and reassigned. Telgarsky and

Vattani (2010) show how this heuristic can result in better clustering when there are few points per cluster.

The work most similar to `clarans` in the  $K$ -means setting is that of Kanungo et al. (2002), where it is indirectly shown that `clarans` finds a solution within a factor 25 of the optimal  $K$ -medoids clustering. The local search approximation algorithm they propose is a hybrid of `clarans` and `lloyd`, alternating between the two, with sampling from a kd-tree during the `clarans`-like step. Their source code includes an implementation of an algorithm they call ‘Swap’, which is exactly the `clarans` algorithm of Ng and Han (1994).

## 2 Two $K$ -medoids algorithms

Like `km++` and `afk-mc2`,  $K$ -medoids generalizes beyond the standard  $K$ -means setting of Euclidean metric with quadratic potential, but we consider only the standard setting in the main body of this paper, referring the reader to SM-A for a more general presentation. In Algorithm 1, `medlloyd` is presented. It is essentially `lloyd` with the update step modified for  $K$ -medoids.

---

**Algorithm 1** two-step iterative `medlloyd` algorithm (in vector space with quadratic potential).

---

```

1: Initialize center indices  $c(k)$ , as distinct elements of  $\{1, \dots, N\}$ , where index  $k \in \{1, \dots, K\}$ .
2: do
3:   for  $i = 1 : N$  do
4:      $a(i) \leftarrow \arg \min_{k \in \{1, \dots, K\}} \|x(i) - x(c(k))\|^2$ 
5:   end for
6:   for  $k = 1 : K$  do
7:      $c(k) \leftarrow \arg \min_{i: a(i)=k} \sum_{i': a(i')=k} \|x(i) - x(i')\|^2$ 
8:   end for
9:   while  $c(k)$  changed for at least one  $k$ 
```

---



---

**Algorithm 2** swap-based `clarans` algorithm (in a vector space and with quadratic potential).

---

```

1:  $n_r \leftarrow 0$ 
2: Initialize center indices  $\mathcal{C} \subset \{1, \dots, N\}$ 
3:  $\psi_- \leftarrow \sum_{i=1}^N \min_{i' \in \mathcal{C}} \|x(i) - x(i')\|^2$ 
4: while  $n_r \leq N_r$  do
5:   sample  $i_- \in \mathcal{C}$  and  $i_+ \in \{1, \dots, N\} \setminus \mathcal{C}$ 
6:    $\psi_+ \leftarrow \sum_{i=1}^N \min_{i' \in \mathcal{C} \setminus \{i_-\} \cup \{i_+\}} \|x(i) - x(i')\|^2$ 
7:   if  $\psi_+ < \psi_-$  then
8:      $\mathcal{C} \leftarrow \mathcal{C} \setminus \{i_-\} \cup \{i_+\}$ 
9:      $n_r \leftarrow 0$ ,  $\psi_- \leftarrow \psi_+$ 
10:   else
11:      $n_r \leftarrow n_r + 1$ 
12:   end if
13: end while
```

---

In Algorithm 2, `clarans` is presented. Following a random initialization of the  $K$  centers (line 2), it proceeds by repeatedly proposing a random swap (line 5) between a center ( $i_-$ ) and a non-center ( $i_+$ ). If a swap results in a reduction in energy (line 8), it is implemented (line 9). `clarans` terminates when  $N_r$  consecutive proposals have been rejected. Alternative stopping criteria could be number of accepted swaps, rate of energy decrease or time. We use  $N_r = K^2$  throughout, as this makes proposals between all pairs of clusters probable, assuming balanced cluster sizes.

`clarans` was not the first swap-based  $K$ -medoids algorithm, being preceded by `pam` and `clara` of Kaufman and Rousseeuw (1990). It can however provide better complexity than other swap-based algorithms if certain optimisations are used, as discussed in §4.

When updating centers in `lloyd` and `medlloyd`, assignments are frozen. In contrast, with swap-based algorithms such as `clarans`, assignments change along with the medoid index being changed ( $i_-$  to  $i_+$ ). As a consequence, swap-based algorithms look one step further ahead when computing MSEs, which helps them escape from the minima of `medlloyd`. This is described in Figure 2.

## 3 A Simple Simulation Study for Illustration

We generate simple 2-D data, and compare `medlloyd`, `clarans`, and baseline  $K$ -means initializers `km++` and `uni`, in terms of MSEs. The data is described in Figure 3, where sample initializations are also presented. Results in Figure 4 show that `clarans` provides significantly lower MSEs than `medlloyd`, an observation which generalizes across data types (sequence, sparse, etc), metrics (Levenshtein,  $l_\infty$ , etc), and potentials (exponential, logarithmic, etc), as shown in Appendix SM-A.



Figure 2: Example with  $N = 7$  samples, of which  $K = 2$  are medoids. Current medoid indices are 1 and 4. Using `medlloyd`, this is a local minimum, with final clusters  $\{x(1)\}$ , and the rest. `clarans` may consider swap  $(i_-, i_+) = (4, 7)$  and so escape to a lower MSE. The key to swap-based algorithms is that cluster assignments are never frozen. Specifically, when considering the swap of  $x(4)$  and  $x(7)$ , `clarans` assigns  $x(2), x(3)$  and  $x(4)$  to the cluster of  $x(1)$  *before* computing the new MSE.




Figure 3: (Column 1) Simulated data in  $\mathbf{R}^2$ . For each cluster center  $g \in \{0, \dots, 19\}^2$ , 100 points are drawn from  $\mathcal{N}(g, \sigma^2 I)$ , illustrated here for  $\sigma \in \{2^{-6}, 2^{-4}, 2^{-2}\}$ . (Columns 2,3,4,5) Sample initializations. We observe ‘holes’ for methods `uni`, `medlloyd` and `km++`. `clarans` successfully fills holes by removing distant, under-utilised centers. The spatial correlation of `medlloyd`’s holes are due to its locality of updating.

## 4 Complexity and Accelerations

`lloyd` requires  $KN$  distance calculations to update  $K$  centers, assuming no acceleration technique such as that of Elkan (2003) is used. The cost of several iterations of `lloyd` outweighs initialization with any of `uni`, `km++` and `afk-mc`<sup>2</sup>. We ask if the same is true with `clarans` initialization, and find that the answer depends on how `clarans` is implemented. `clarans` as presented in Ng and Han (1994) is  $O(N^2)$  in computation and memory, making it unusable for large datasets. To make `clarans` scalable, we have investigated ways of implementing it in  $O(N)$  memory, and devised optimisations which make its complexity equivalent to that of `lloyd`.

`clarans` consists of two main steps. The first is *swap evaluation* (line 6) and the second is *swap implementation* (scope of if-statement at line 8). Proposing a good swap becomes less probable as MSE decreases, thus as the number of swap implementations increases the number of consecutive rejected proposals ( $n_r$ ) is likely to grow large, illustrated in Figure 5. This results in a larger fraction of time being spent in the evaluation step.

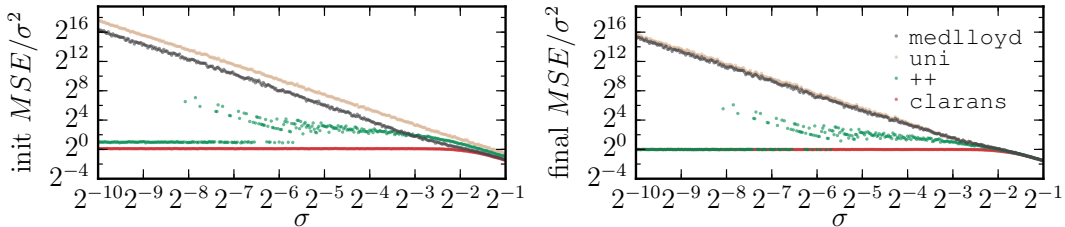


Figure 4: Results on simulated data. For 400 values of  $\sigma \in [2^{-10}, 2^{-1}]$ , initialization (left) and final (right) MSEs relative to true cluster variances. For  $\sigma \in [2^{-5}, 2^{-2}]$  `km++` never results in minimal MSE ( $MSE/\sigma^2 = 1$ ), while `clarans` does for all  $\sigma$ . Initialization MSE with `medlloyd` is on average 4 times lower than with `uni`, but most of this improvement is regained when `lloyd` is subsequently run (final  $MSE/\sigma^2$ ).

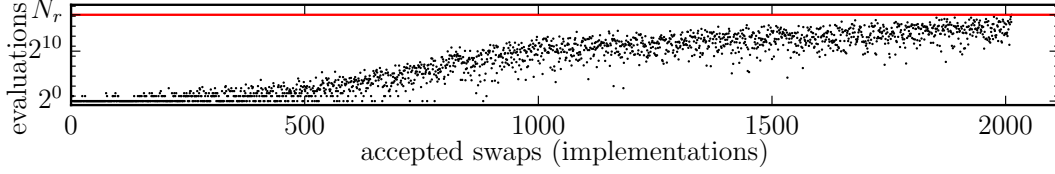


Figure 5: The number of consecutive swap proposal rejections (evaluations) before one is accepted (implementations), for simulated data (§3) with  $\sigma = 2^{-4}$ .

We will now discuss optimisations in order of increasing algorithmic complexity, presenting their computational complexities in terms of evaluation and implementation steps. The explanations here are high level, with algorithmic details and pseudocode deferred to §SM-D.

**Level -2** To evaluate swaps (line 6), simply compute all  $KN$  distances.

**Level -1** Keep track of nearest centers. Now to evaluate a swap, samples whose nearest center is  $x(i_-)$  need distances to all  $K$  samples indexed by  $\mathcal{C} \setminus \{i_-\} \cup \{i_+\}$  computed in order to determine the new nearest. Samples whose nearest is not  $x(i_-)$  only need the distance to  $x(i_+)$  computed to determine their nearest, as either, (1) their nearest is unchanged, or (2) it is  $x(i_+)$ .

**Level 0** Also keep track of second nearest centers, as in the implementation of Ng and Han (1994), which recall is  $O(N^2)$  in memory and computes all distances upfront. Doing so, nearest centers can be determined for *all* samples by computing distances to  $x(i_+)$ . If swap  $(i_-, i_+)$  is accepted, samples whose new nearest is  $x(i_+)$  require  $K$  distance calculations to recompute second nearests. Thus from level -1 to 0, computation is transferred from evaluation to implementation, which is good, as implementation is less frequently performed, as illustrated in Figure 5.

**Level 1** Also keep track, for each cluster center, of the distance to the furthest cluster member as well as the maximum, over all cluster members, of the minimum distance to another center. Using the triangle inequality, one can then frequently eliminate computation for clusters which are unchanged by proposed swaps with just a single center-to-center distance calculation. Note that using the triangle inequality requires that the  $K$ -medoids dissimilarity is metric based, as is the case in the  $K$ -means initialization setting.

**Level 2** Also keep track of center-to-center distances. This allows whole clusters to be tagged as unchanged by a swap, without computing any distances in the evaluation step.

We have also considered optimisations which, unlike levels -2 to 2, do not result in the exact same clustering as `clarans`, but provide additional acceleration. One such optimisation uses random sub-sampling to evaluate proposals, which helps significantly when  $N/K$  is large. Another optimisation which is effective during initial rounds is to *not* implement the first MSE reducing swap found, but to rather continue searching for approximately as long as swap implementation takes, thus balancing time between searching (evaluation) and implementing swaps. Details can be found in §SM-D.3.

The computational complexities of these optimisations are in Table 1. Proofs of these complexities rely on there being  $O(N/K)$  samples changing their nearest or second nearest center during a swap. In other words, for any two clusters of sizes  $n_1$  and  $n_2$ , we assume  $n_1 = \Omega(n_2)$ . Using level 2 complexities, we see that if a fraction  $p(\mathcal{C})$  of proposals reduce MSE, then the expected complexity is  $O(N(1 + 1/(p(\mathcal{C})K)))$ . One cannot marginalise  $\mathcal{C}$  out of the expectation, as  $\mathcal{C}$  may have no MSE reducing swaps, that is  $p(\mathcal{C}) = 0$ . If  $p(\mathcal{C})$  is  $O(K)$ , we obtain complexity  $O(N)$  per swap, which is equivalent to the  $O(KN)$  for  $K$  center updates of Lloyd. In Table 2, we consider run times and distance calculation counts on simulated data at the various levels of optimisation.

## 5 Results

We first compare `clarans` with `uni`, `km++`, `afk-mc2` and `bf` on the first 23 publicly available datasets in Table 3 (datasets 1-23). As noted in Celebi et al. (2013), it is common practice to run initialization+Lloyd several times and retain the solution with the lowest MSE. In Bachem et al. (2016) methods are run a fixed number of times, and *mean* MSEs are compared. However, when comparing *minimum* MSEs over several runs, one should take into account that methods vary in their time requirements.

	-2	-1	0	1	2
1 evaluation	$NK$	$N$	$N$	$\frac{N}{K} + K$	$\frac{N}{K}$
1 implementation	1	1	$N$	$N$	$N$
$K^2$ evaluations, $K$ implementations	$K^3N$	$K^2N$	$K^2N$	$NK + K^3$	$KN$
memory	$N$	$N$	$N$	$N$	$N + K^2$

Table 1: The complexities at different levels of optimisation of *evaluation* and *implementation*, in terms of required distance calculations, and overall memory. We see at level 2 that to perform  $K^2$  evaluations and  $K$  implementations is  $O(KN)$ , equivalent to 1loyd.

	-2	-1	0	1	2
$\log_2(\# \text{ dcs})$	44.1	36.5	35.5	29.4	26.7
time [s]	-	-	407	19.2	15.6

Table 2: Total number of distance calculations ( $\# \text{ dcs}$ ) and time required by `clarans` on simulation data of §3 with  $\sigma = 2^{-4}$  at different optimisation levels.

dataset	#	N	dim	K	TL [s]	dataset	#	N	dim	K	TL [s]
a1	1	3000	2	40	1.94	housec8	12	34112	3	400	18.71
a2	2	5250	2	70	1.37	KDD*	13	145751	74	200	998.83
a3	3	7500	2	100	1.69	mnist	14	10000	784	300	233.48
birch1	4	100000	2	200	21.13	Mopsi	15	13467	2	100	2.14
birch2	5	100000	2	200	15.29	rna*	16	20000	8	200	6.84
birch3	6	100000	2	200	16.38	s1	17	5000	2	30	1.20
ConfLong	7	164860	3	22	30.74	s2	18	5000	2	30	1.50
dim032	8	1024	32	32	1.13	s3	19	5000	2	30	1.39
dim064	9	1024	64	32	1.19	s4	20	5000	2	30	1.44
dim1024	10	1024	1024	32	7.68	song*	21	20000	90	200	71.10
europe	11	169308	2	1000	166.08	susy*	22	20000	18	200	24.50
						yeast	23	1484	8	40	1.23

Table 3: The 23 datasets. Column ‘TL’ is time allocated to run with each initialization scheme, so that no new runs start after TL elapsed seconds. The starred datasets are those used in Bachem et al. (2016), the remainder are available at <https://cs.joensuu.fi/sipu/datasets>.

Rather than run each method a fixed number of times, we therefore run each method as many times as possible in a given time limit, ‘TL’. This dataset dependent time limit, given by columns TL in Table 3, is taken as  $80 \times$  the time of a single run of `km++`+1loyd. The numbers of runs completed in time TL by each method are in columns 1-5 of Table 4. Recall that our stopping criterion for `clarans` is  $K^2$  consecutively rejected swap proposals. We have also experimented with stopping criterion based on run time and number of swaps implemented, but find that stopping based on number of rejected swaps best guarantees convergence. We use  $K^2$  rejections for simplicity, although have found that fewer than  $K^2$  are in general needed to obtain minimal MSEs.

We use the fast 1loyd implementation accompanying Newling and Fleuret (2016) with the ‘auto’ flag set to select the best exact accelerated algorithm, and run until complete convergence. For initializations, we use our own C++/Cython implementation of level 2 optimised `clarans`, the implementation of `afk-mc`<sup>2</sup> of Bachem et al. (2016), and `km++` and `bf` of Newling and Fleuret (2016).

The objective of Bachem et al. (2016) was to prove and experimentally validate that `afk-mc`<sup>2</sup> produces initialization MSEs equivalent to those of `km++`, and as such 1loyd was not run during experiments. We consider both initialization MSE, as in Bachem et al. (2016), and final MSE after 1loyd has run. The latter is particularly important, as it is the objective we wish to minimize in the  $K$ -means problem.

In addition to considering initialization and final MSEs, we also distinguish between mean and minimum MSEs. We believe the latter is important as it captures the varying time requirements, and as mentioned it is common to run 1loyd several times and retain the lowest MSE clustering. In Table 4 we consider two MSEs, namely mean initialization MSE and minimum final MSE.

	runs completed					mean initial mse				minimum final mse				
	km++	afk <sub>mc2</sub>	uni	bf	clarans	km++	afk <sub>mc2</sub>	uni	clarans	km++	afk <sub>mc2</sub>	uni	bf	clarans
1	135	65	138	8	29	1	0.97	2	<b>0.63</b>	0.59	0.58	0.59	0.61	<b>0.57</b>
2	81	24	85	5	7	1	0.99	1.96	<b>0.62</b>	0.6	0.59	0.61	0.63	<b>0.58</b>
3	82	21	87	6	4	1	0.99	2.07	<b>0.63</b>	0.6	0.61	0.62	0.63	<b>0.59</b>
4	79	27	95	28	5	1	0.99	1.54	<b>0.69</b>	0.66	0.66	0.66	0.66	<b>0.66</b>
5	85	22	137	27	6	1	1	3.8	<b>0.62</b>	0.62	0.62	0.64	0.63	<b>0.59</b>
6	68	22	77	23	4	1	0.98	2.35	<b>0.67</b>	0.64	0.64	0.68	0.68	<b>0.63</b>
7	84	66	75	38	46	1	1	1.17	<b>0.73</b>	0.64	0.64	0.64	<b>0.64</b>	0.64
8	84	29	88	5	19	1	0.98	43.1	<b>0.65</b>	0.65	0.65	0.66	0.66	<b>0.63</b>
9	81	29	90	5	16	1	1.01	$>10^2$	<b>0.66</b>	0.66	0.66	0.66	0.69	<b>0.63</b>
10	144	52	311	24	18	1	0.99	$>10^2$	<b>0.72</b>	0.62	0.61	0.62	0.62	<b>0.59</b>
11	70	25	28	15	4	1	1	20.2	<b>0.72</b>	0.67	0.67	2.25	2.4	<b>0.64</b>
12	80	27	81	21	4	1	0.99	2.09	<b>0.77</b>	0.7	0.7	0.73	0.74	<b>0.69</b>
13	102	74	65	56	5	1	1	4	<b>0.77</b>	0.69	0.69	0.75	0.75	<b>0.69</b>
14	88	43	276	83	4	1	1	1	<b>0.87</b>	0.6	0.6	0.6	0.61	<b>0.6</b>
15	91	23	52	7	4	1	1	25	<b>0.6</b>	0.57	0.57	3.71	3.62	<b>0.51</b>
16	107	28	86	28	4	1	0.99	24.5	<b>0.62</b>	0.62	0.61	2.18	2.42	<b>0.56</b>
17	84	31	85	5	25	1	1.01	2.79	<b>0.7</b>	0.66	0.65	0.67	0.69	<b>0.65</b>
18	100	39	100	7	30	1	0.99	2.24	<b>0.69</b>	0.65	0.65	0.66	0.66	<b>0.64</b>
19	88	36	83	6	24	1	1.05	1.55	<b>0.71</b>	0.65	0.65	0.66	0.67	<b>0.65</b>
20	88	36	87	6	24	1	1.01	1.65	<b>0.71</b>	0.65	0.64	0.64	0.65	<b>0.64</b>
21	96	52	98	67	4	1	1	1.14	<b>0.8</b>	0.67	0.66	0.71	0.7	<b>0.65</b>
22	116	48	134	67	4	1	1	1.04	<b>0.81</b>	0.69	0.69	0.69	0.69	<b>0.69</b>
23	82	31	81	5	6	1	1	1.18	<b>0.74</b>	0.65	0.65	0.65	0.67	<b>0.64</b>
gm	90	34	93	14	8	1	1	4.71	<b>0.7</b>	0.64	0.64	0.79	0.8	<b>0.62</b>

Table 4: Summary of results on the 23 datasets (rows). Columns 1 to 5 contain the number of initialization+lloyd runs completed in time limit TL. Columns 6 to 14 contain MSEs relative to the mean initialization MSE of km++. Columns 6 to 9 are mean MSEs after initialization but before lloyd, and columns 10 to 14 are minimum MSEs after lloyd. The final row (gm) contains geometric means of all columns. clarans consistently obtains the lowest across all MSE measurements, and has a 30% lower initialization MSE than km++ and afk-mc<sup>2</sup>, and a 3% lower final minimum MSE.

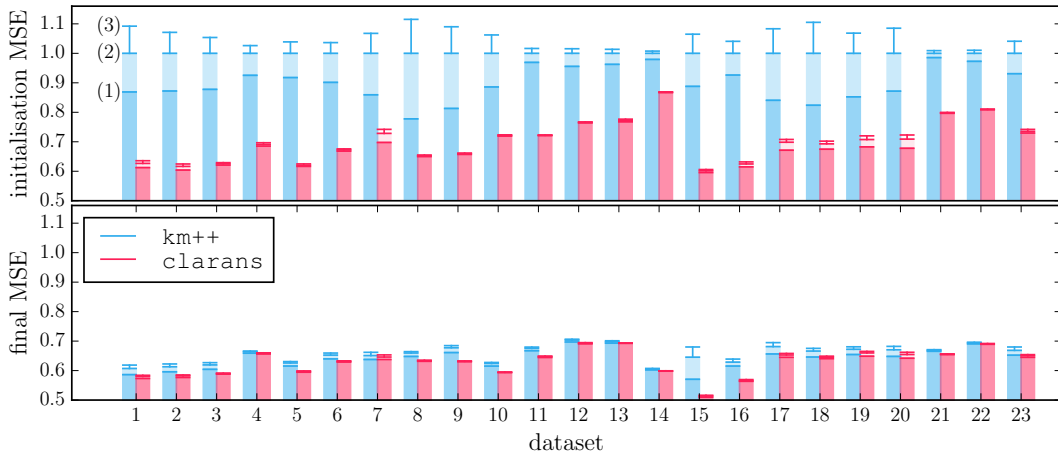


Figure 6: Initialization (above) and final (below) MSEs for km++ (left bars) and clarans (right bars), with minimum (1), mean (2) and mean + standard deviation (3) of MSE across all runs. For all initialization MSEs and most final MSEs, the lowest km++ MSE is several standard deviations higher than the mean clarans MSE.

## 5.1 Baseline performance

We briefly discuss findings related to algorithms `uni`, `bf`, `afk-mc2` and `km++`. Results in Table 4 corroborate the previously established finding that `uni` is vastly outperformed by `km++`, both in initialization and final MSEs. Table 4 results also agree with the finding of Bachem et al. (2016) that initialization MSEs with `afk-mc2` are indistinguishable from those of `km++`, and moreover that final MSEs are indistinguishable. We observe in our experiments that runs with `km++` are faster than those with `afk-mc2` (columns 1 and 2 of Table 4). We attribute this to the fast blas-based `km++` implementation of Newling and Fleuret (2016).

Our final baseline finding is that MSEs obtained with `bf` are in general no better than those with `uni`. This is not in strict agreement with the findings of Celebi et al. (2013). We attribute this discrepancy to the fact that experiments in Celebi et al. (2013) are in the low  $K$  regime ( $K < 50$ ,  $N/K > 100$ ). Note that Table 4 does not contain initialization MSEs for `bf`, as `bf` does not initialize with data points but with means of sub-samples, and it would thus not make sense to compare `bf` initialization with the 4 seeding methods.

## 5.2 clarans performance

Having established that the best baselines are `km++` and `afk-mc2`, and that they provide clusterings of indistinguishable quality, we now focus on the central comparison of this paper, that between `km++` with `clarans`. In Figure 6 we present bar plots summarising all runs on all 23 datasets. We observe a very low variance in the initialization MSEs of `clarans`. We speculatively hypothesize that `clarans` often finds a globally minimal initialization. Figure 6 shows that `clarans` provides significantly lower initialization MSEs than `km++`.

The final MSEs are also significantly better when initialization is done with `clarans`, although the gap in MSE between `clarans` and `km++` is reduced when `lloyd` has run. Note, as seen in Table 4, that all 5 initializations for dataset 7 result in equally good clusterings.

As a supplementary experiment, we considered initialising with `km++` and `clarans` in series, thus using the three stage clustering `km++claranslloyd`. We find that this can be slightly faster than just `claranslloyd` with identical MSEs. Results of this experiment are presented in §SM-I. We perform a final experiment measure the dependence of improvement on  $K$  in §SM-I, where we see the improvement is most significant for large  $K$ .

## 6 Conclusion and Future Works

In this paper, we have demonstrated the effectiveness of the algorithm `clarans` at solving the  $k$ -medoids problem. We have described techniques for accelerating `clarans`, and most importantly shown that `clarans` works very effectively as an initializer for `lloyd`, outperforming other initialization schemes, such as `km++`, on 23 datasets.

An interesting direction for future work might be to develop further optimisations for `clarans`. One idea could be to use importance sampling to rapidly obtain good estimates of post-swap energies. Another might be to propose two swaps simultaneously, as considered in Kanungo et al. (2002), which could potentially lead to even better solutions, although we have hypothesized that `clarans` is already finding globally optimal initializations.

All source code is made available under a public license. It consists of generic C++ code which can be extended to various data types and metrics, compiling to a shared library with extensions in Cython for a Python interface. It can currently be found in the git repository <https://github.com/idiap/zentas>.

## Acknowledgments

James Newling was funded by the Hasler Foundation under the grant 13018 MASH2.



## References

- Arthur, D. and Vassilvitskii, S. (2007). K-means++: The advantages of careful seeding. In *Proceedings of the Eighteenth Annual ACM-SIAM Symposium on Discrete Algorithms*, SODA '07, pages 1027–1035, Philadelphia, PA, USA. Society for Industrial and Applied Mathematics.
- Bachem, O., Lucic, M., Hassani, S. H., and Krause, A. (2016). Fast and provably good seedings for k-means. In *Neural Information Processing Systems (NIPS)*.
- Bradley, P. S. and Fayyad, U. M. (1998). Refining initial points for k-means clustering. In *Proceedings of the Fifteenth International Conference on Machine Learning*, ICML '98, pages 91–99, San Francisco, CA, USA. Morgan Kaufmann Publishers Inc.
- Celebi, M. E., Kingravi, H. A., and Vela, P. A. (2013). A comparative study of efficient initialization methods for the k-means clustering algorithm. *Expert Syst. Appl.*, 40(1):200–210.
- Elkan, C. (2003). Using the triangle inequality to accelerate k-means. In *Machine Learning, Proceedings of the Twentieth International Conference (ICML 2003), August 21-24, 2003, Washington, DC, USA*, pages 147–153.
- Hartigan, J. A. (1975). *Clustering Algorithms*. John Wiley & Sons, Inc., New York, NY, USA, 99th edition.
- Hastie, T. J., Tibshirani, R. J., and Friedman, J. H. (2001). *The elements of statistical learning : data mining, inference, and prediction*. Springer series in statistics. Springer, New York.
- Kanungo, T., Mount, D. M., Netanyahu, N. S., Piatko, C. D., Silverman, R., and Wu, A. Y. (2002). A local search approximation algorithm for k-means clustering. In *Proceedings of the Eighteenth Annual Symposium on Computational Geometry*, SCG '02, pages 10–18, New York, NY, USA. ACM.
- Kaufman, L. and Rousseeuw, P. J. (1990). *Finding groups in data : an introduction to cluster analysis*. Wiley series in probability and mathematical statistics. Wiley, New York. A Wiley-Interscience publication.
- Lewis, D. D., Yang, Y., Rose, T. G., and Li, F. (2004). Rcv1: A new benchmark collection for text categorization research. *Journal of Machine Learning Research*, 5:361–397.
- Newling, J. and Fleuret, F. (2016). Fast k-means with accurate bounds. In *Proceedings of the International Conference on Machine Learning (ICML)*, pages 936–944.
- Ng, R. T. and Han, J. (1994). Efficient and effective clustering methods for spatial data mining. In *Proceedings of the 20th International Conference on Very Large Data Bases*, VLDB '94, pages 144–155, San Francisco, CA, USA. Morgan Kaufmann Publishers Inc.
- Ng, R. T. and Han, J. (2002). Clarans: A method for clustering objects for spatial data mining. *IEEE Transactions on Knowledge and Data Engineering*, pages 1003–1017.
- Park, H.-S. and Jun, C.-H. (2009). A simple and fast algorithm for k-medoids clustering. *Expert Syst. Appl.*, 36(2):3336–3341.
- Telgarsky, M. and Vattani, A. (2010). Hartigan’s method: k-means clustering without voronoi. In *AISTATS*, volume 9 of *JMLR Proceedings*, pages 820–827. JMLR.org.
- Wu, X., Kumar, V., Quinlan, J. R., Ghosh, J., Yang, Q., Motoda, H., McLachlan, G., Ng, A., Liu, B., Yu, P., Zhou, Z.-H., Steinbach, M., Hand, D., and Steinberg, D. (2008). Top 10 algorithms in data mining. *Knowledge and Information Systems*, 14(1):1–37.
- Yujian, L. and Bo, L. (2007). A normalized levenshtein distance metric. *IEEE Trans. Pattern Anal. Mach. Intell.*, 29(6):1091–1095.

## SM-A Generalised $K$ -Medoids Results

The potential uses of `clarans` as a  $K$ -medoids algorithm go well beyond  $K$ -Means initialization. In this Appendix, we wish to demonstrate that `clarans` should be chosen as a default  $K$ -medoids algorithm, rather than `medlloyd`. In its most general form, the  $K$ -medoids problem is to minimize,

$$E(\mathcal{C}) = \frac{1}{N} \sum_{i=1}^N \arg \min_{i' \in \mathcal{C}} f(x(i), x(i')). \quad (1)$$

We assume that  $f$  is of the form,

$$f(x(i), x(i')) = \psi(\text{dist}(x(i), x(i'))), \quad (2)$$

where  $\psi$  is non-decreasing, and samples belong to a metric space with metric  $\text{dist}(\cdot, \cdot)$ . Constraint 2 allows us to use the triangle inequality to eliminate certain distance calculations. We now present examples comparing `clarans` and `medlloyd` in various settings, showing the effectiveness of `clarans`. Table 5 describes artificial problems, with results in Figure 7. Table 6 describes real-world problems, with results in Figure 8.

	N	K	type	metric	$\psi(d)$
syn-1	2000	40	sequence	Levenshtein	$d$
syn-2	20000	100	sparse-v	$l_2$	$d^2$
syn-3	28800	144	dense-v	$l_1$	$e^d$
syn-4	20000	100	dense-v	$l_\infty$	$I_{d>0.05}$

Table 5: Synthetic datasets used for comparing  $K$ -medoids algorithms (Figure 7). **syn-1**: Each of the cluster centers is a random binary sequence of 16 bits (0/1). In each of the clusters, 50 elements are generated by applying 2 mutations (insert/delete/replacement) to the center, at random locations. **syn-2**: Each of the centers is a vector in  $\mathbb{R}^{10^6}$ , non-zero at exactly 5 indices, with the 5 non-zero values drawn from  $N(0, 1)$ . Each sample is a linear combination of two centers, with coefficients 1 and  $Q$  respectively, where  $Q \sim U[-0.5, 0.5]$ . **syn-3**: Centers are integer co-ordinates of an  $12 \times 12$  grid. For each center, 50 samples are generated, each sample being the center plus Gaussian noise of identity covariance, as in the simulation data in the main text. **syn-4**: Data are points drawn uniformly from  $[0, 1]^2$ . We attempt cover a unit square with 100 squares of diameter 0.1, a task with a unique lattice solution. Points not covered have energy 1, while covered points have energy 0.

## SM-B The task

We state precisely the  $K$ -medoids task in the setting where dissimilarity is an increasing function of a distance function. Given a set of  $N$  elements,  $\{x(i) : i \in \{1, \dots, N\}\}$ , with a distance defined

	N	K	type	metric	$\psi(d)$
rcv1	23149	400	sparse-v	$l_2$	$d^2$
genome	400000	1000	sequence	n-Levensh.	$d^2$
mnist	10000	400	dense-v	$l_2$	$d^2$
words	354983	1000	sequence	Levenshtein	$d^2$

Table 6: Real datasets used for comparing  $K$ -medoids algorithms (Figure 8), with data urls in SM-E. **rcv1**: The Reuters Corpus Volume I training set of Lewis et al. (2004), a sparse datasets containing news article categorisation annotation. **genome**: Nucleotide subsequences of lengths 10,11 or 12, randomly selected from chromosome 10 of a Homo Sapiens. Note that the normalised Levenshtein metric (Yujian and Bo, 2007) is used. **mnist**: The test images of the MNIST hand-written digit dataset. **words**: A comprehensive English language word list.

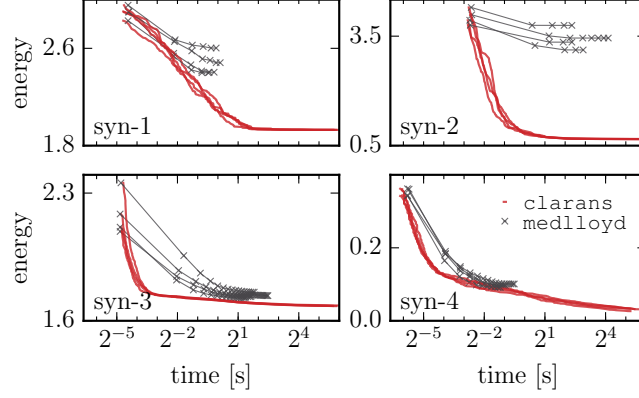


Figure 7: Results on synthetic datasets. Algorithms `clarans` and `medlloyd` are run four times with random seedings. Each experiment is run with a time limit of 64 seconds. The vertical axis is mean energy (dissimilarity) across samples. In all experiments, `medlloyd` gets trapped in local minima before 64 seconds have elapsed, and `clarans` always obtains significantly lower energies than `medlloyd`.

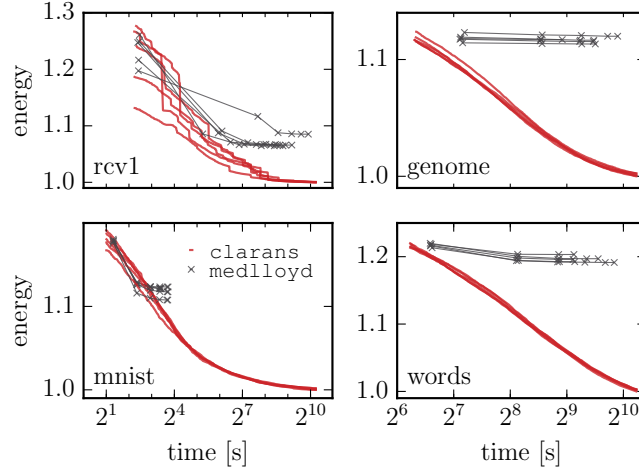


Figure 8: Results on real datasets. Vertical axes are energies relative to the lowest energy found. We observe that `medlloyd` performs very poorly on sequence datasets (right), failing to find clusterings significantly better than the random initializations. While an improvement over the initial seeding is obtained using `vik` on the vector datasets (left), the energies obtained using `clarans` are significantly lower. Runs with `clarans` appear to converge to a common energy solution, even though initial energies vary greatly, as is the case in on dataset `rcv1`. The majority of runs with `medlloyd` converge to a local minimum before the allotted time limit of  $2^{10}$  seconds.

between elements,

$$\begin{aligned}
\text{dist}(x(i), x(i')) &\geq 0, \\
\text{dist}(x(i), x(i)) &= 0, \\
\text{dist}(x(i), x(i')) &= \text{dist}(x(i'), x(i)), \\
\text{dist}(x(i), x(i'')) &\leq \text{dist}(x(i), x(i')) + \text{dist}(x(i'), x(i'')),
\end{aligned}$$

and given an energy function  $\psi : \mathbb{R}^+ \rightarrow \mathbb{R}^+$  satisfying,

$$\begin{aligned}
\psi(0) &= 0, \\
v_1 \leq v_2 &\iff \psi(v_1) \leq \psi(v_2),
\end{aligned}$$

The task is to find indices  $\{c(k) : k \in \{1, \dots, K\}\} \subset \{1, \dots, N\}$ , to minimize,

$$\sum_{i=1}^N \min_{k \in \{1, \dots, K\}} \psi(\text{dist}(x(i), x(c(k)))).$$

## SM-C The pam algorithm

---

**Algorithm 3** The pam algorithm of Kaufman and Rousseeuw (1990) is a computationally inefficient predecessor of `clarans`. At lines 4 and 5, one loops over all possible (medoid, non-medoid) swaps, recording the energy obtained with each swap. At line 9, the best of all possible swaps is chosen. At line 10, if the best found swap results in a decrease in energy, proceed, otherwise stop.

---

```

1:  $t \leftarrow 0$ 
2: Initialize  $\mathcal{C}_0 \subset \{1, \dots, N\}$ .
3: while true do
4:   for  $i_p \in \{1, \dots, N\} \setminus \mathcal{C}_t$  do
5:     for  $k_p \in \{1, \dots, K\}$  do
6:        $\psi_{t+1}^p(i_p, k_p) \leftarrow \sum_{i'=1}^N \min_{i' \in \mathcal{C}_t \setminus \{c_t(k_p)\} \cup \{i_p\}} \psi(\text{dist}(x(i), x(i')))$ 
7:     end for
8:   end for
9:    $i_p^*, k_p^* \leftarrow \arg \min_{i_p, k_p} \psi_{t+1}^p(i_p, k_p)$ 
10:  if  $\psi_{t+1}^p(i_p^*, k_p^*) < 0$  then
11:     $\mathcal{C}_{t+1} \leftarrow \mathcal{C}_t \setminus \{c_t(k_p^*)\} \cup \{i_p^*\}$ 
12:  else
13:    break
14:  end if
15:   $t \leftarrow t + 1$ 
16: end while

```

---

## SM-D `clarans` In Detail, And How To Accelerate It

We start by presenting modified notation, required to describe our optimisations of `clarans` (Ng and Han, 1994) in full pseudocode. As before, we will let the  $N$  samples which we want to partition into  $K$  clusters be  $x(1), \dots, x(N)$ . Let  $t \in \{1, \dots, \infty\}$  denote the current round of the algorithm. Let  $c_t(k) \in \{1, \dots, N\}$  be the index of the sample chosen as the center of cluster  $k \in \{1, \dots, K\}$  at iteration  $t$ , so that  $x(c_t(k))$  is the center of cluster  $k$  at iteration  $t$ . Let  $\mathcal{C}_t = \{c_t(k) \mid k \in \{1, \dots, K\}\} \subset \{1, \dots, N\}$  denote all such center indices. We let  $a_t^1(i)$  be the cluster of sample  $i$ , that is

$$a_t^1(i) = \arg \min_{k \in \{1, \dots, K\}} f(x(i), x(c_t(k))). \quad (3)$$

Let  $\psi_t(k)$  denote the sum of the dissimilarities of elements in cluster  $k$  at iteration  $t$ , also referred to as the *energy* of cluster  $k$ , so that

$$\psi_t(k) = \sum_{i: a_t^1(i)=k} f(x(i), x(c_t(k))).$$

Let  $\psi_t = \sum_k \psi_t(k)$  be the total energy, the quantity which we ultimately wish to minimize.

We assume here that dissimilarity can be decomposed as in Eqn. (2), which will enable the use of the triangle inequality.

Let  $d_t^1(i)$  be the distance at iteration  $t$  of sample  $i$  to its nearest center, that is

$$d_t^1(i) = \min_{i' \in \mathcal{C}_t} \text{dist}(x(i), x(i')).$$

Under assumption (2), we now have (3) taking the form,

$$a_t^1(i) = \arg \min_{k \in \{1, \dots, K\}} \text{dist}(x(i), x(c_t(k))),$$

so that  $d_t^1(i) = \text{dist}(x(i), x(c_t(a_t^1(i))))$ . In the same way as we use  $a_t^1(i)$  and  $d_t^1(i)$  for the nearest center, we will use  $a_t^2(i)$  and  $d_t^2(i)$  for the second nearest center, that is

$$\begin{aligned} d_t^2(i) &= \min_{i' \in \mathcal{C}_t \setminus \{c_t(a_t^1(i))\}} \text{dist}(x(i), x(i')), \\ a_t^2(i) &= \arg \min_{k \in \{1, \dots, K\} \setminus \{a_t^1(i)\}} \text{dist}(x(i), x(c_t(k))), \end{aligned}$$

so that  $d_t^2(i) = \text{dist}(x(i), x(c_t(a_t^2(i))))$ . The energy of a sample is now defined as the energy of the distance to its nearest center, so that at iteration  $t$  the energy of sample  $x(i)$  is  $\psi(d_t^1(i))$ . Finally, let the *margin* of sample  $i$  be defined as  $m_t(i) = \psi(d_t^2(i)) - \psi(d_t^1(i))$ . Some cluster specific quantities which are required in the accelerated algorithm are,

$$\begin{aligned} N_t(k) &= |\{i : a_t^1(i) = k\}|, \\ D_t^1(k) &= \max_{i: a_t^1(i)=k} d_t^1(i), \\ D_t^2(k) &= \max_{i: a_t^1(i)=k} d_t^2(i), \\ M_t^*(k) &= \frac{1}{N_t(k)} \sum_{i: a_t^1(i)=k} m_t(i). \end{aligned} \tag{4}$$

The key triangle inequality results used to accelerate `clarans` evaluations are now presented, with proofs in §SM-D.2. Firstly,

$$\begin{aligned} \text{dist}(x(i_p), x(c_t(k_p))) &\geq D_t^1(k_p) + D_t^2(k_p) \implies \\ \text{change in energy of cluster } k_p &\text{ is } N_t(k_p)M_t^*(k_p), \end{aligned}$$

which says that if the new center  $x(i_p)$  of cluster  $k_p$  is sufficiently far from the old center  $x(c_t(k_p))$ , then all old elements of cluster  $k_p$  will migrate to their old second nearest clusters, and so their change in energies will simply be their margins, which have already been computed. The second inequality used is,

$$\begin{aligned} k \neq k_p \wedge \text{dist}(x(c_t(k)), x(i_p)) &\geq 2D_t^1(k) \implies \\ \text{no change in energy of cluster } k, \end{aligned}$$

which states that if cluster  $k$  is sufficiently far from the new center of  $k_p$ , there is no change in its energy as the indices of samples assigned to it do not change.

These implications allow changes in energies of entire clusters to be determined in a single comparison. Clusters likely to benefit from these tests are those lying far from the new proposed center  $x(i_p)$ . The above tests involve the use of  $\text{dist}(x(c_t(k)), x(i_p))$ , but the computation of this quantity can sometimes be avoided by using the inequality,

$$\text{dist}(x(c_t(k)), x(i_p)) \geq cc_t(a_t^1(i_p), k) - D_t^1(i_p),$$

where  $cc_t$  is the  $K \times K$  matrix of inter-medoid distances at iteration  $t$ . To accelerate the update step of `clarans`, the following bound test is used,

$$\begin{aligned} \min(\text{dist}(x(c_t(k_p)), x(c_t(k))), \text{dist}(x(i_p), x(c_t(k)))) \\ > D_t^1(k) + D_t^2(k) \implies \text{no change in cluster } k. \end{aligned}$$

We also use a per-sample version of the above inequality for the case of failure to eliminate the entire cluster. Full proofs, descriptions, and algorithms incorporating these triangle inequalities can be found in SM-D.2.

### SM-D.1 Review of notation and ideas

Consider a proposed update for centers at iteration  $t + 1$ , where the center of cluster  $k_p$  is replaced by  $x(i_p)$ . Let  $\delta_t(i \mid k_p \triangleleft i_p)$  denote the change in energy of sample  $i$  under such an update, that is

$$\begin{aligned}\delta_t(i \mid k_p \triangleleft i_p) &= \text{energy after swap} - \text{energy before swap} \\ &= \min_{i' \in \mathcal{C}_t \setminus \{c_t(k_p)\} \cup \{i_p\}} \psi(\text{dist}(x(i), x(i'))) - \psi(d_t^1(i)).\end{aligned}$$

We choose subscript ‘ $p$ ’ for  $k_p$  and  $i_p$ , as together they define a *proposed* swap. We will write  $a^{12}d_t^{12}(i) = \{a_t^1(i), a_t^2(i), d_t^1(i), d_t^2(i)\}$  throughout for brevity. Finally, let

$$\begin{aligned}D_t^1(k) &= \max_{i: a_t^1(i)=k} d_t^1(i), \\ D_t^2(k) &= \max_{i: a_t^1(i)=k} d_t^2(i).\end{aligned}$$

---

**Algorithm 4** One round of clarans. The potential bottlenecks are the proposal *evaluation* at line 2 and the *update* at line 6. The cost of proposal evaluation, if all distances are pre-computed, is  $O(N)$ , while if distances are not pre-computed it is  $O(dN)$  where  $d$  is the cost of a distance computation. As for the update step, there is no cost if  $\Delta_t \geq 0$  as nothing changes, however if the proposal is accepted then  $\mathcal{C}_{t+1} \neq \mathcal{C}_t$ , and all data whose nearest or second nearest center change needs updating.

---

```

1: Make proposal  $k_p \in \{1, \dots, K\}$  and  $i_p \in \{1, \dots, N\} \setminus \mathcal{C}_t$ .
2:  $\Delta_t(k_p \triangleleft i_p) \leftarrow \frac{1}{N} \sum_{i=1}^N \delta_t(i \mid k_p \triangleleft i_p)$  ▷ The assignment evaluation step, see Alg. 5
3: if  $\Delta_t < 0$  then
4:    $\mathcal{C}_{t+1} \leftarrow \mathcal{C}_t \setminus \{c_t(k_p)\} \cup \{i_p\}$ 
5:   for  $i \in \{1, \dots, N\}$  do
6:     Set  $a^{12}d_{t+1}^{12}(i)$  ▷ The update step, see Alg. 6
7:   end for
8: else
9:    $\mathcal{C}_{t+1} \leftarrow \mathcal{C}_t$ 
10:  for  $i \in \{1, \dots, N\}$  do
11:     $a^{12}d_{t+1}^{12}(i) \leftarrow a^{12}d_t^{12}(i)$ 
12:  end for
13: end if

```

---



---

**Algorithm 5** Standard approach (level 0) with clarans for computing  $\delta_t(i \mid k_p \triangleleft i_p)$  at iteration  $t$ , as described in Ng and Han (1994). Note however that here we do not store all  $N^2$  distances, as in Ng and Han (1994).

---

```

1:  $d \leftarrow \text{dist}(x(i), x(i_p))$ 
2: if  $a_t^1(i) = k_p$  then
3:   if  $d \geq d_t^2(i)$  then
4:      $\delta_t(i \mid k_p \triangleleft i_p) \leftarrow \psi(d_t^2(i)) - \psi(d_t^1(i))$ 
5:   else
6:      $\delta_t(i \mid k_p \triangleleft i_p) \leftarrow \psi(d) - \psi(d_t^1(i))$ 
7:   end if
8: else
9:   if  $d \geq d_t^1(i)$  then
10:     $\delta_t(i \mid k_p \triangleleft i_p) \leftarrow 0$ 
11:   else
12:     $\delta_t(i \mid k_p \triangleleft i_p) \leftarrow \psi(d) - \psi(d_t^1(i))$ 
13:   end if
14: end if

```

---

### SM-D.2 Accelerating clarans

We now discuss in detail how to accelerate the proposal evaluation and the cluster update. We split our proposed accelerations into 3 levels. At levels 1 and 2, triangle inequality bounding techniques

---

**Algorithm 6** Simple approach (level 0) with clarans for computing  $a^{12}d_{t+1}^{12}(i)$ 


---

```

1: // If the center which moves is nearest or second nearest, complete update required
2: if  $a_t^1(i) = k_p$  or  $a_t^2(i) = k_p$  then
3:   Get  $\text{dist}(x(i), x(c_{t+1}(k)))$  for all  $k \in \{1, \dots, K\}$ 
4:   Use above  $k$  distances to set  $a^{12}d_{t+1}^{12}(i)$ 
5: else
6:   //  $d_t^1(i)$  and  $d_t^2(i)$  are still valid distances, so need only check new candidate center  $k_p$ 
7:    $d \leftarrow \text{dist}(x(i), x(i_p))$ 
8:   Use the fact that  $\{d_{t+1}^1(i), d_{t+1}^2(i)\} \subset \{d_t^1(i), d_t^2(i), d\}$  to set  $a^{12}d_t^{12}(i)$ 
9: end if

```

---

are used to eliminate distance calculations. At level 3, an early breaking scheme is used to quickly reject unpromising swaps.

### SM-D.2.1 Basic triangle inequalities bounds

We show how  $\delta_t(i \mid k_p \triangleleft i_p)$  can be bounded, with the final bounding illustrated in Figure 9. There are four bounds to consider : upper and lower bounds for each of the two cases  $k_p = a_t^1(i)$  (the center being replaced is the center of element  $i$ ) and  $k_p \neq a_t^1(i)$  (the center being replaced is not the center of element  $i$ ). We will derive a lower bound for the two cases simultaneously, thus we will derive 3 bounds. First, consider the upper bound for the case  $k_p \neq a_t^1(i)$ ,

$$\begin{aligned}
\delta_t(i \mid k_p \triangleleft i_p) &= \min_{i' \in \mathcal{C}_t \setminus \{c_t(k_p)\} \cup \{i_p\}} \psi(\text{dist}(x(i), x(i'))) - \psi(d_t^1(i)), \\
&= \min_{i' \in \{c_t(a_t^1(i)), i_p\}} \psi(\text{dist}(x(i), x(i'))) - \psi(d_t^1(i)), \\
&\leq \psi(\text{dist}(x(i), x(c_t(a_t^1(i)))) - \psi(d_t^1(i)), \\
&= 0.
\end{aligned}$$

and thus we have

$$k_p \neq a_t^1(i) \implies \delta_t(i \mid k_p \triangleleft i_p) \leq 0. \quad (5)$$

Implication 5 simply states the obvious fact that the energy of element  $i$  cannot increase when a center other than that of cluster  $a_t^1(i)$  is replaced. The other upper bound case to consider is  $k_p = a_t^1(i)$ , which is similar,

$$\begin{aligned}
\delta_t(i \mid k_p \triangleleft i_p) &= \min_{i' \in \mathcal{C}_t \setminus \{c_t(k_p)\} \cup \{i_p\}} \psi(\text{dist}(x(i), x(i'))) - \psi(d_t^1(i)), \\
&= \min_{i' \in \{c_t(a_t^1(i)), i_p\}} \psi(\text{dist}(x(i), x(i'))) - \psi(d_t^1(i)), \\
&\leq \psi(\text{dist}(x(i), x(c_t(a_t^1(i)))) - \psi(d_t^1(i)), \\
&= \psi(d_t^2(i)) - \psi(d_t^1(i)), \\
&= m_t(i), \\
&\leq M_t(k_p).
\end{aligned}$$

and thus we have

$$k_p = a_t^1(i) \implies \delta_t(i \mid k_p \triangleleft i_p) \leq M_t(i). \quad (6)$$

Implication 6 simply states the energy of element  $i$  cannot increase by more than the maximum margin in the cluster of  $i$  when it is the center of cluster  $a_t^1(i)$  which is replaced. We now consider lower bounding  $\delta_t(i \mid k_p \triangleleft i_p)$  for both the cases  $a_t^1(i) = k_p$  and  $a_t^1(i) \neq k_p$  simultaneously. We

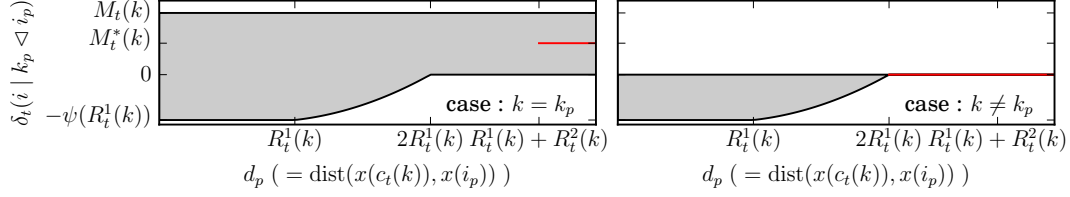


Figure 9: Illustrating the bounds. Dark gray regions denote possible changes in energy of elements. On the left, the case  $k = k_p$ , where the solid line segment is the average change in element energy in the case where  $d_p$  exceeds a certain radius. On the right, the case  $k \neq k_p$ , where sample energies can only decrease.

choose to bound them simultaneously as doing so separately arrives at the same bound.

$$\begin{aligned}
\delta_t(i \mid k_p < i_p) &= \min_{i' \in \mathcal{C}_t \setminus \{c_t(k_p)\} \cup \{i_p\}} \psi(\text{dist}(x(i), x(i'))) - \psi(d_t^1(i)), \\
&\geq \min_{i' \in \mathcal{C}_t \cup \{i_p\}} \psi(\text{dist}(x(i), x(i'))) - \psi(d_t^1(i)), \\
&= \min_{i' \in \{c_t(a_t^1(i)), i_p\}} \psi(\text{dist}(x(i), x(i'))) - \psi(d_t^1(i)), \\
&= \min(0, \psi(\text{dist}(x(i), x(i_p))) - \psi(d_t^1(i))), \\
&\geq \min(0, \psi(\text{dist}(x(i), x(i_p))) - \psi(D_t^1(a_t^1(i)))) . \tag{7}
\end{aligned}$$

Let  $d_p(k)$  denote the distance between the elements in the proposed swap,

$$d_p(k) = \text{dist}(x(c_t(k)), x(i_p)).$$

The triangle inequality guarantees that,

$$\text{dist}(x(i), x(i_p)) \geq \begin{cases} 0 & \text{if } d_p(a_t^1(i)) \leq D_t^1(a_t^1(i)), \\ d_p(a_t^1(i)) - D_t^1(a_t^1(i)) & \text{if } D_t^1(a_t^1(i)) < d_p(a_t^1(i)). \end{cases} \tag{8}$$

Using (8) in (7) we obtain,

$$\delta_t(i \mid k_p < i_p) \geq \begin{cases} -\psi(D_t^1(a_t^1(i))) & \text{if } d_p(a_t^1(i)) \leq D_t^1(a_t^1(i)) \\ \psi(d_p(a_t^1(i)) - D_t^1(a_t^1(i))) - \psi(D_t^1(a_t^1(i))) & \text{if } D_t^1(a_t^1(i)) < d_p(a_t^1(i)) \leq 2D_t^1(a_t^1(i)) \\ 0 & \text{if } 2D_t^1(a_t^1(i)) < d_p(a_t^1(i)). \end{cases} \tag{9}$$

These are the lower bounds illustrated in Figure 9. Define  $\Delta(k \mid k_p < i_p)$  to be the average change in energy for cluster  $k$  resulting from a proposed swap, that is,

$$\Delta_t(k \mid k_p < i_p) = \frac{1}{N_t(k)} \sum_{i: a_t^1(i) = k_p} \delta_t(i \mid k_p < i_p).$$

Let the average of the change in energy over all data resulting from a proposed swap be  $\Delta_t(k_p < i_p)$ , that is

$$\Delta_t(k_p < i_p) = \sum_k p_t(k) \Delta_t(k \mid k_p < i_p).$$

One can show that for  $k = k_p$ ,

$$d_p(k_p) \geq D_t^1(k_p) + D_t^2(k_p) \implies \Delta_t(k \mid k_p < i_p) = M_t^*(k_p). \tag{10}$$

The equality (10) corresponds to a case where the proposed center  $x(i_p)$  is further from every point in cluster  $k_p$  than is the second nearest center, in which case the increase in energy of cluster  $k_p$  is simply the sum of margins. It corresponds to the solid red horizontal line in Figure 9, left.

### SM-D.2.2 Level 1 proposal evaluation accelerations

What we wish to evaluate when considering a proposal is the mean change in energy, that is,

$$\frac{1}{N} \sum_{i=1}^N \delta_t(i \mid k_p < i_p) = \frac{1}{N} \left( \underbrace{\sum_{k: k \neq k_p} \sum_{i: a_t^1(i) = k} \delta_t(i \mid k_p < i_p)}_{(N - N_t(k_p)) \Delta_t^-(k_p < i_p)} + \underbrace{\sum_{i: a_t^1(i) = k_p} \delta_t(i \mid k_p < i_p)}_{N_t(k_p) \Delta(k_p \mid k_p < i_p)} \right). \tag{11}$$



Where in (11) we define  $\Delta_t^-(k_p \triangleleft i_p)$  as,

$$\Delta_t^-(k_p \triangleleft i_p) = \frac{1}{N - N_t(k_p)} \sum_{k: k \neq k_p} \sum_{i: a_t^1(i)=k} \delta_t(i \mid k_p \triangleleft i_p).$$

From SM-D.2.1 we have the result, corresponding to the solid line in Figure 9, that

$$a_t^1(i) = k \wedge k \neq k_p \wedge \text{dist}(x(c_t(k)), x(i_p)) \geq 2D_t^1(k) \implies \delta_t(i \mid k_p \triangleleft i_p) = 0. \quad (12)$$

We use this result to eliminate entire clusters in the proposal evaluation step: a cluster  $k$  whose center lies sufficiently far from  $x(i_p)$  will not contribute, as long as  $k \neq k_p$ ,

$$\Delta_t^-(k_p \triangleleft i_p) = \frac{1}{N - N_t(k_p)} \sum_{\substack{k: k \neq k_p \wedge \\ \text{dist}(x(i_p), x(c_t(k))) < 2D_t^1(k)}} \sum_{i: a_t^1(i)=k} \delta_t(i \mid k_p \triangleleft i_p).$$

Implication 10, corresponding to the solid line in Figure 9, left, can be used in the case  $k = k_p$  to rapidly obtain the second term in (11) if  $\text{dist}(x(c_t(k_p)), x(i_p)) \geq D_t^1(k) + D_t^2(k)$ .

The level 1 techniques for obtaining whole cluster sums require the distances from  $x(i_p)$  to all cluster centers, although in §SM-D.2.4 (level 2) we show how even these distance calculations can sometimes be avoided. A second layer of element-wise triangle inequality tests is included for the case where the test on an entire cluster fails.

These level 1 techniques for accelerating the proposal are presented in Alg. 7.

---

**Algorithm 7** CLARANS-1-EVAL : proposal evaluation using level 1 accelerations. We call subroutines for processing the cluster  $k_p$  (CLARANS-12-EVAL-P) and all other clusters (CLARANS-1-EVAL-N-P). The expected complexity for the full evaluation is  $O(d(K + N/K))$ . The expected complexity for CLARANS-12-EVAL-P assumes that the probability that cluster  $k_p$  is not processed using (10) is  $O(1/K)$ .

---

```

1: // Set distances from proposed center  $x(i_p)$  to all current centers  $\mathcal{C}_t$   $\triangleright O(dK)$ 
2: for  $k \in \{1, \dots, K\}$  do
3:    $d_c(k) \leftarrow \text{dist}(x(i_p), x(c_t(k)))$ 
4: end for
5:  $d_{pp} \leftarrow d_c(k_p)$ 
6: // Process cluster  $k_p$   $\triangleright O(dN/K^2)$ 
7: CLARANS-12-EVAL-P()
8: // Process all other clusters  $\triangleright O(dN/K)$ 
9: CLARANS-1-EVAL-N-P()
```

---

### SM-D.2.3 Level 1 cluster update accelerations

If a proposal is accepted, the standard CLARANS uses Alg. (6) to obtain  $a^{12}d_{t+1}^{12}(i)$ , where every element  $i$  requires at least 1 distance calculation, with those elements for which cluster  $k_p$  is the nearest or second nearest at  $t$  require  $K$  distance calculations. Here at level 1, we show how many samples requiring 1 distance calculation can be set without any distance calculations, and even better: how entire clusters can sometimes be processed in constant time.

The inequality to eliminate an entire cluster is,

$$\min(\text{dist}(x(c_t(k_p)), x(c_t(k))), \text{dist}(x(i_p), x(c_t(k)))) > D_t^1(k) + D_t^2(k) \implies \text{no change in cluster } k. \quad (13)$$

While the inequality used to eliminate the distance calculation for a single sample is,

$$\min(\text{dist}(x(c_t(k_p)), x(c_t(k))), \text{dist}(x(i_p), x(c_t(k)))) > d_t^1(i) + d_t^2(i) \implies \text{no change for sample } i. \quad (14)$$

Note that the inequalities need to be strict, ‘ $\geq$ ’ would not work. The test (13) is illustrated in Figure 10, left. These bound tests are used in Alg. (10). The time required to update cluster related quantities ( $D_1, D_t, M^*$ ) is negligible as compared to updating sample assignments, and we do not do anything clever to accelerate it, other than to note that only clusters which fail to be eliminated by (13) potentially require updating.

---

**Algorithm 8** CLARANS-12-EVAL-P : adding the contribution of cluster  $k_p$  to  $\Delta_t(k_p \triangleleft i_p)$ . The key inequality here is (10), which states that if  $i_p$  is sufficiently far from the center of cluster  $k_p$ , then elements in cluster  $k_p$  will go to their current second nearest center if the center of  $k_p$  is removed.

---

```

1: // Try to use (10) to quickly process cluster  $k_p$ 
2: if  $d_{pp} \geq D_t^1(k_p) + D_t^2(k_p)$  then
3:    $\Delta_t(k_p \triangleleft i_p) = \Delta_t(k_p \triangleleft i_p) + p_t(k_p)M_t^*(k_p)$ 
4: else
5:   // Test (10) failed, enter element-wise loop for cluster  $k_p$ 
6:   for  $i \in \{i' : a_t^1(i') = k_p\}$  do
7:     // Try tighter element-wise version of (10) to prevent computing a distance
8:     if  $d_{pp} \geq d_t^1(i) + d_t^2(i)$  then
9:        $\Delta_t(k_p \triangleleft i_p) = \Delta_t(k_p \triangleleft i_p) + m_t(i)/N$ 
10:    else
11:      // Test failed, need to compute distance
12:       $d \leftarrow \text{dist}(x(i_p), x(i))$ 
13:       $\Delta_t(k_p \triangleleft i_p) = \Delta_t(k_p \triangleleft i_p) + \min(d, m_t(i))/N$ 
14:    end if
15:  end for
16: end if

```

---

**Algorithm 9** CLARANS-1-EVAL-N-P : adding contributions of all clusters  $k \neq k_p$  to  $\Delta_t(k_p \triangleleft i_p)$ . The key inequality used is (12), which states that if the distance between  $x(i_p)$  and the center of cluster  $k$  is large relative to the distance from the center of cluster  $k$  to its most distant member, then there is no change in energy in cluster  $k$ .

---

```

1: for  $k \in \{1, \dots, K\} \setminus \{k_p\}$  do
2:   // Try to use (12) to quickly process cluster  $k$ 
3:   if  $d_c(k) < 2D_t^1(k)$  then
4:     // Test (12) failed, enter element-wise loop for cluster  $k$ 
5:     for  $i \in \{i' : a_t^1(i') = k\}$  do
6:       // Try tighter element-wise version of (12) to prevent computing a distance
7:       if  $d_c(k) < 2d_t^1(i)$  then
8:         // Test failed, need to compute distance
9:          $d \leftarrow \text{dist}(x(i_p), x(i))$ 
10:        if  $d < d_t^1(i)$  then
11:           $\Delta_t(k_p \triangleleft i_p) = \Delta_t(k_p \triangleleft i_p) + (d - d_t^1(i))/N$ 
12:        end if
13:      end if
14:    end for
15:  end if
16: end for

```

---

#### SM-D.2.4 Level 2 proposal evaluation accelerations

We now discuss level 2 accelerations. Note that these accelerations come at the cost of an increase of  $O(K^2)$  to the memory footprint. The key idea is to maintain all  $K^2$  inter-center distances, denoting by  $cc_t(k, k') = \text{dist}(x(c_t(k)), x(c_t(k')))$  the distance between centers of clusters  $k$  and  $k'$ . At level 1, all distances  $\text{dist}(x(i_p), x(c_t(k)))$  for  $k \in \{1, \dots, K\}$  are computed up-front for proposal evaluation, but here at level 2 we use,

$$\text{dist}(x(i_p), x(c_t(k))) \geq cc_t(a_t^1(i_p), k) - d_t^1(i_p), \quad (15)$$

to eliminate the need for certain of these distances. Combining (15) with (12) gives,

$$a_t^1(i) = k \wedge k \neq k_p \wedge cc_t(a_t^1(i_p), k) - d_t^1(i_p) \geq 2D_t^1(k) \implies \delta_t(i \mid k_p \triangleleft i_p) = 0. \quad (16)$$

#### SM-D.2.5 Level 2 cluster update accelerations

The only acceleration added at level 2 for the cluster update is for the case  $k_p \in \{a_t^1(i), a_t^2(i)\}$ , where at level 1,  $a^{12}d_{t+1}^{12}$  is set from scratch, requiring all  $K$  distances to centers to be computed.

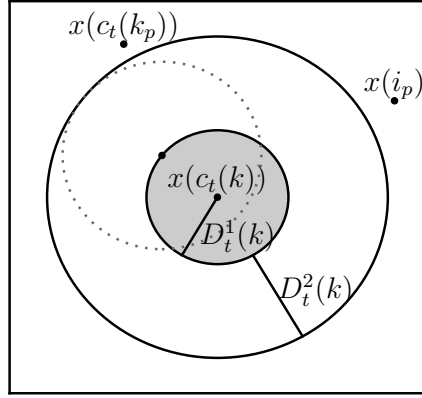


Figure 10: (left) illustrating test 13. Consider an element  $x(i)$  with  $a_t^1(i) = k$ , so that  $x(i)$  lies in the inner gray circle, and  $k \neq k_p$ . Firstly,  $\text{dist}(x(c_t(k_p)), x(c_t(k))) > D_t^1(k) + D_t^2(k)$  means that  $a_t^2(i) \neq k_p$ , thus both  $d_t^1(i)$  and  $d_t^2(i)$  will be valid distances at iteration  $t + 1$ . Then, as  $\text{dist}(x(i_p), x(c_t(k))) > D_t^1(k) + D_t^2(k)$ , we have  $\text{dist}(x(i_p), x(i)) > D_t^2(k) \geq d_t^2(i)$ , so  $a_{t+1}^2(i) = a_t^2(i)$ .

**Algorithm 10** CLARANS-1-UPDATE : cluster update using level 1 accelerations. Inequalities (13) and (14) are used to accelerate the updating of  $a^{12}d_{t+1}^{12}(i)$  for  $i : a^1(i) \neq k_p \wedge a^2(i) \neq k_p$ . Essentially these inequalities say that if neither the old center of cluster  $k_p$  nor its new center  $x(i_p)$  are near to an element (or all elements in a cluster), then the nearest and second element of that element (or all elements on a cluster) will not change.

---

```

1: // Set distance from centers to the nearer of new and old cluster center  $k_p$   $\triangleright O(dK)$ 
2: for  $k \in \{1, \dots, K\}$  do
3:    $d_c(k) \leftarrow \min(\text{dist}(x(c_t(k_p)), x(c_t(k))), \text{dist}(x(i_p), x(c_t(k))))$ 
4:    $(= \min(\text{dist}(x(c_t(k_p)), x(c_t(k))), \text{dist}(x(c_{t+1}(k_p)), x(c_t(k))))$ 
5: end for
6: // Process elements in cluster  $k_p$  from scratch
7: for  $i \in \{i' : a_t^1(i') = k_p\}$  do
8:   Obtain  $a^{12}d_{t+1}^{12}(i)$  from scratch
9: end for
10: // Process all other clusters
11: for  $k \in \{1, \dots, K\} \setminus \{k_p\}$  do
12:   // Try to use (13) to quickly process cluster  $k$ 
13:   if  $d_c(k) \leq D_t^1(k) + D_t^2(k)$  then
14:     for  $i \in \{i' : a_t^1(i') = k\}$  do
15:       // Try to use (14) to quickly process element  $i$ 
16:       if  $d_c(k) \leq d_t^1(k) + d_t^2(k)$  then
17:         if  $a_t^2(i) = k_p$  then
18:           Obtain  $a^{12}d_{t+1}^{12}(i)$  from scratch
19:         else
20:            $d \leftarrow \text{dist}(x(i), x(i_p))$ 
21:           Use  $\{d_{t+1}^1(i), d_{t+1}^2(i)\} \subset \{d_t^1(i), d_t^2(i), d\}$  as in (6)
22:         end if
23:       else
24:          $a^{12}d_{t+1}^{12}(i) \leftarrow a^{12}d_t^{12}(i)$ 
25:       end if
26:     end for
27:   end if
28: end for
29: Update cluster statistics for  $t + 1$  where necessary

```

---

---

**Algorithm 11** CLARANS-2-EVAL-N-P : add contribution of all clusters  $k \neq k_p$  to  $\Delta_t(k_p \triangleleft i_p)$ . In addition to the bound tests used at level 1, inequality (16) is used to test if a center-center distance needs to be calculated.

---

```

1: for  $k \in \{1, \dots, K\} \setminus \{k_p\}$  do
2:   // Try to use (16) to quickly process cluster  $k$ 
3:   if  $cc_t(a_t^1(i_p), k) - 2D_t^1(k) < d_t^1(i_p)$  then
4:     // Test (16) failed, computing  $d_c(k)$  and resorting to level 1 accelerations...
5:      $d_{pk} \leftarrow \text{dist}(x(i_p), x(c_t(k)))$ 
6:     if  $d_{pk} < 2D_t^1(k)$  then
7:       // Test (10) failed, enter element-wise loop for cluster  $k$ 
8:       for  $i \in \{i' : a_t^1(i') = k\}$  do
9:         // Try tighter element-wise version of (12) to prevent computing a distance
10:        if  $d_{pk} < 2d_t^1(i)$  then
11:          // Test failed, need to compute distance
12:           $d \leftarrow \text{dist}(x(i_p), x(i))$ 
13:          if  $d < d_t^1(i)$  then
14:             $\Delta_t(k_p \triangleleft i_p) \leftarrow \Delta_t(k_p \triangleleft i_p) + (d - d_t^1(i))/N$ 
15:          end if
16:        end if
17:      end for
18:    end if
19:  end if
20: end for

```

---



---

**Algorithm 12** CLARANS-2-EVAL : Proposal evaluation using level 2 accelerations. Unlike at level 1, not all distances from  $x(i_p)$  to centers need to be computed up front.

---

```

1:  $d_{pp} \leftarrow \text{dist}(x(i_p), x(c_t(k_p)))$ 
2: // Process cluster  $k_p$   $\triangleright O(dN/K^2)$ 
3: CLARANS-12-EVAL-P()
4: // Process all other clusters  $\triangleright O(dN/K)$ 
5: CLARANS-2-EVAL-N-P()

```

---

At level 2, we use  $cc_t$  to eliminate certain of these distances using WARMSTART, which takes in the distances to 2 of the  $K$  centers and uses the larger of these as a threshold beyond which any distance to a center can be ignored.

### SM-D.3 Level 3

At levels 1 and 2, we showed how `clarans` can be accelerated using the triangle inequality. The accelerations were exact, in the sense that for a given initialization, the clustering obtained using `clarans` is unchanged whether or not one uses the triangle inequality.

Here at level 3 we diverge from exact acceleration. In particular, we will occasionally reject good proposals. However, the proposals which are accepted are still only going to be good ones, so that the energy strictly decreases. In this sense, it is not like stochastic gradient descent, where the loss is allowed to increase.

The idea is to the following. Given a proposal swap : replace the center of cluster  $k_p$  with the element indexed by  $i_p$ , use a small sample of data to estimate the quality of the swap, and if the estimate is bad (increase in energy) then immediately abandon the proposal and generate a new proposal. If the estimate is good, obtain a more accurate estimate using more ( $2\times$ ) elements. Repeat this until all the elements have been used and the exact energy under the proposed swap is known : if the exact energy is lower, implement the swap otherwise reject it.

The level 1 and 2 accelerations can be used in parallel with the acceleration here. The elements sub sampled at level 3 are chosen to belong to clusters which are not eliminated using level 1 and 2 cluster-wise bound tests. Suppose that there are  $\tilde{K}$  clusters which are not eliminated at level 2, we

---

**Algorithm 13** CLARANS-2-UPDATE : update using level 2 accelerations. The only addition to level 1 accelerations is the use of WARMSTART to avoid computing all  $k$  sample-center distances for elements whose nearest or second nearest is  $k_p$ .

---

```

1: For  $k \in \{1, \dots, K\} \setminus \{k_p\}$ : compute  $\text{dist}(x(i_p), x(c_t(k)))$  ( $= \text{dist}(x(c_{t+1}(k_p)), x(c_{t+1}(k)))$ )
   and set  $cc_{t+1}$  accordingly (in practice we don't need to store  $cc_t$  and  $cc_{t+1}$  simultaneously as
   they are very similar).
2: for  $k \in \{1, \dots, K\}$  do
3:    $d_c(k) \leftarrow \min(cc_t(k_p, k), cc_{t+1}(k_p, k))$ 
4: end for
5: // Process elements in cluster  $k_p$  from scratch
6: for  $i \in \{i' : a_t^1(i') = k_p\}$  do
7:    $d \leftarrow \text{dist}(x(i), c_{t+1}(k_p))$ 
8:   Obtain  $a^{12}d_{t+1}^{12}(i)$ , using WARMSTART with  $d$  and  $d_t^2(i)$ .
9: end for
10: // Process all other clusters
11: for  $k \in \{1, \dots, K\} \setminus \{k_p\}$  do
12:   // Try to use (13) to quickly process cluster  $k$ 
13:   if  $d_c(k) \leq D_t^1(k) + D_t^2(k)$  then
14:     for  $i \in \{i' : a_t^1(i') = k\}$  do
15:       // Try to use (14) to quickly process element  $i$ 
16:       if  $d_c(k) \leq d_t^1(k) + d_t^2(k)$  then
17:          $d \leftarrow \text{dist}(x(i), c_{t+1}(k_p))$ 
18:         if  $a_t^2(i) = k_p$  then
19:           Obtain  $a^{12}d_{t+1}^{12}(i)$ , using WARMSTART with  $d$  and  $d_t^1(i)$ .
20:         else
21:           Use  $\{d_{t+1}^1(i), d_{t+1}^2(i)\} \subset \{d_t^1(i), d_t^2(i), d\}$  as in (6)
22:         end if
23:       else
24:          $a^{12}d_{t+1}^{12}(i) \leftarrow a^{12}d_t^{12}(i)$ 
25:       end if
26:     end for
27:   end if
28: end for
29: Update cluster statistics for  $t + 1$  where necessary

```

---

choose the number of elements chosen in the smallest sub sample to be  $30\tilde{K}$ . Thereafter the number of elements used to estimate the post-swap energy doubles.

Let the number of elements in the  $\tilde{K}$  non-eliminated clusters by  $n_A$  and the number sampled be  $n_S$ , so that  $n_S = 30\tilde{K}$ . Supposing that  $n_A/n_S$  is a power of 2. Then, one can show that the probability that a good swap is rejected is bounded above by  $1 - n_S/n_A$ . Consider the case  $n_A/n_S = 2$ , so that the sample is exactly half of the total. Suppose that the swap is good. Then, if the sum over the sample is positive, the sum over its complement must be negative, as the total sum is negative. Thus there at least as many ways to draw  $n_S$  samples whose sum is negative as positive.

If  $n_A/n_S = 4$ , then consider what happens if one randomly assign another quarter to the sample. With probability one half the sum is negative, thus by the same reasoning with probability at least  $1/2 \times 1/2 = 1/4$  the sum over the original  $n_S$  samples is negative.

## SM-E Links to datasets

The rcv1 dataset : [http://jmlr.csail.mit.edu/papers/volume5/lewis04a/a13-vector-files/lyrl2004\\_vectors\\_train.dat.gz](http://jmlr.csail.mit.edu/papers/volume5/lewis04a/a13-vector-files/lyrl2004_vectors_train.dat.gz)

Chromosome 10 : [http://ftp.ensembl.org/pub/release-77/fasta/homo\\_sapiens/dna/Homo\\_sapiens.GRCh38.dna.chromosome.10.fa](http://ftp.ensembl.org/pub/release-77/fasta/homo_sapiens/dna/Homo_sapiens.GRCh38.dna.chromosome.10.fa)

English word list : <https://github.com/dwyl/english-words.git>

---

**Algorithm 14** Level 3: Schemata of using sub sampling to quickly eliminate unpromising proposals without computing an exact energy. This allows for more rapid proposal evaluation.

---

```

1: Determine which clusters are not eliminated at level 2, define to be  $U$ .
2:  $\tilde{K} \leftarrow |U|$ .
3:  $N_T \leftarrow \sum_{k \in U} N_t(k)$ 
4:  $N_S \leftarrow 30\tilde{K}$ 
5:  $S \leftarrow$  uniform sample of indices of size  $N_S$  from clusters  $U$ 
6:  $\hat{\Delta}_t(k_p \triangleleft i_p) \leftarrow \infty$ 
7: while  $N_S < N_T$  and  $\hat{\Delta}_t(k_p \triangleleft i_p) < 0$  do
8:    $\hat{\Delta}_t(k_p \triangleleft i_p) \leftarrow \frac{1}{N_S} \sum_{i \in S} \delta_t(i \mid k_p \triangleleft i_p)$ 
9:    $N_S \leftarrow \min(N_T, 2N_S)$ 
10:   $S \leftarrow S \cup$  uniform sample of indices so that  $|S| = N_S$ .
11: end while
12: if  $N_S < N_T$  then return reject
13: else
14:   Compute  $\Delta_t(k_p \triangleleft i_p)$ 
15:   if  $\Delta_t(k_p \triangleleft i_p) < 0$  then return accept
16:   else return reject
17:   end if
18: end if

```

---

## SM-F Local minima formalism

**Theorem SM-F.1.** *A local minimum of `clarans` is always a local minimum of `vik`. However, there exist local minima of `vik` which are not local minima of `clarans`.*

*Proof.* The second statement is proven by the existence of example in the Introduction. For the first statement, suppose that a configuration is a local minimum of `clarans`, so that none of the  $K(N - K)$  possible swaps results in a decrease in energy. Then, each center must be the medoid of its cluster, as otherwise we could swap the center with the medoid and obtain an energy reduction. Therefore the configuration is a minimum of `clarans`.  $\square$

## SM-G Efficient Levenshtein distance calculation

The algorithm we have developed relies heavily on the triangle inequality to eliminate distances. However, it is also possible to abort distance calculations once started if they exceed a certain threshold of interest. When we wish to determine the 2 nearest centers to a sample for example, we can abort a distance calculation as soon as we know the distance being calculated is greater than at least two other centers.

For vectorial data, this generally does not result in significant gains. However, when computing the Levenshtein distance it can help enormously. Indeed, for a sequence of length  $l$ , without a threshold on the distance the computation cost of the distance is  $O(l^2)$ . With a threshold  $m$  it becomes  $(lm)$ . Essentially, only the diagonal of is searched while running the dynamic Needleman-Wunsch algorithm. We use this idea at all levels of acceleration.

## SM-H A Comment on Similarities used in Bioinformatics

A very popular similarity measure in bioinformatics is that of Smith-Waterman. The idea is that similarity should be computed based on the most similar regions of sequences, and not on the entire sequences. Consider for example, the sequences  $a = 123123898989$ ,  $b = 454545898989$ ,  $c = 123123012012$ . According to Smith-Waterman, these should have  $\text{sim}(a, b) = \text{sim}(a, c) \gg \text{sim}(b, c)$ . This is not possible to turn into a proper distance, as one would need  $\text{dist}(a, b) = \text{dist}(a, c) \ll \text{dist}(b, c)$ , which is going to break the triangle inequality. Thus, the triangle inequality accelerations introduced cannot be applied to similarities of the Smith-Waterman type.

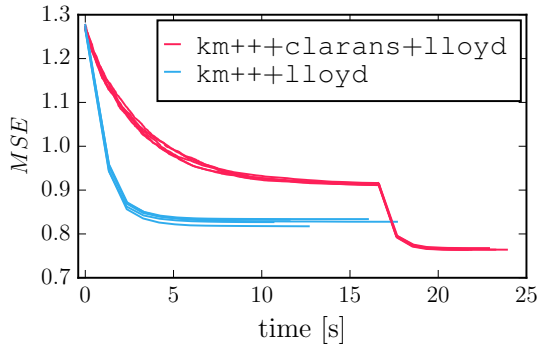


Figure 11: Comparing `km+++clarans+lloyd` and `km+++lloyd`, over ten runs, on the complete rna dataset at <https://www.csie.ntu.edu.tw/~cjlin/libsvmtools/datasets/binary.html#cod-rna> with dimensions  $N = 488,565$ ,  $d = 8$ , and  $K = 2,000$ . We ignore here the time to run `km++`, so that at  $t = 0$  `km++` has finished. Running `clarans` before `lloyd` results in mean final MSE of 0.76, a significant improvement over 0.83 obtained without `clarans`. With `clarans+lloyd`, that is without pre-initialising with `km++`, the mean MSE is also 0.76, although `clarans` runs for 28 seconds, as opposed to 18 seconds with `km+++clarans+lloyd`.

### SM-I Pre-initialising with `km++`

In Figure 11, we compare `km+++clarans+lloyd` and `km+++lloyd`.

### SM-J Comparing the different optimisations levels, and `kmlocal`

We briefly present results of the optimisations at each of the levels, as well as compare to the `clarans` implementation accompanying Kanungo et al. (2002), an algorithm which they call ‘Swap’. The source code of Kanungo et al. (2002) can be found at <https://www.cs.umd.edu/~mount/Projects/KMeans/> and is called ‘`kmlocal`’, and our code is currently at <https://github.com/anonymous1331/km4kminit>. To the best of our knowledge, we compiled `kmlocal` correctly, and used the default `-O3` flag in the Makefile. The only modification we made to it was to output the elapsed time after each iteration, which has negligible effect on performance.

The data consists in this experiment is  $N = 500,000$  data points in  $d = 4$ , drawn i.i.d from a Gaussian with identity covariance, and  $K = 500$ . With all optimisations (level 3) convergence is obtained within 20 seconds. We notice that each optimisation provides a significant boost to convergence speed. The faster initialisation at levels 2 and 3 is due to the fact that using inter-center distances allows nearests and second nearests to be determined with fewer distances and comparisons.

Finally we note that the implementation of Kanungo et al. (2002), `kmlocal`, is about  $100\times$  slower than our level 3 implementation on this data. We have not run any other experiments comparing performance.

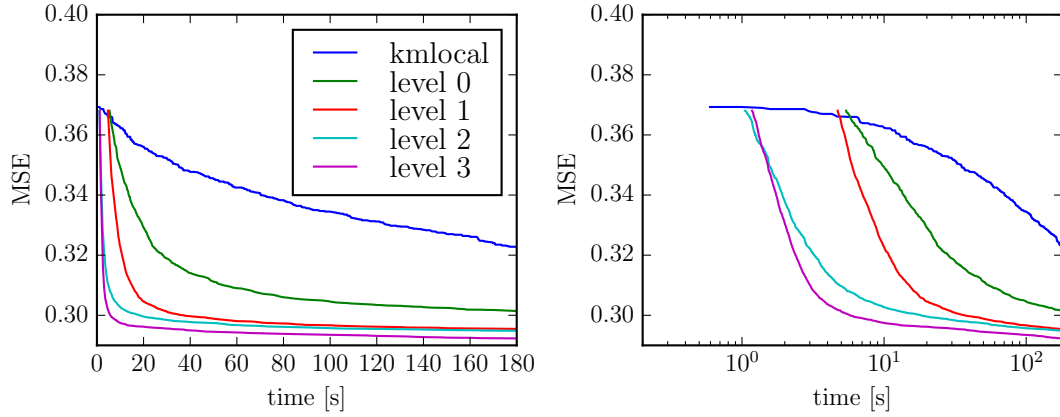


Figure 12: Comparing the different optimisation levels and the implementation of clarans of Kanungo et al. (2002), kmlocal at <https://www.cs.umd.edu/~mount/Projects/KMeans/>. Left and right are the same but for a logarithmic scale for the time-axis on the right. The data being clustered here is  $N = 500,000$  elements in  $d = 4$ , drawn from a Gaussian distribution with identity covariance, and  $K = 500$ . We see that the various levels of optimisation provide significant accelerations, and that the implementation in kmlocal is 2 orders of magnitude slower than our level 3 optimised implementation.

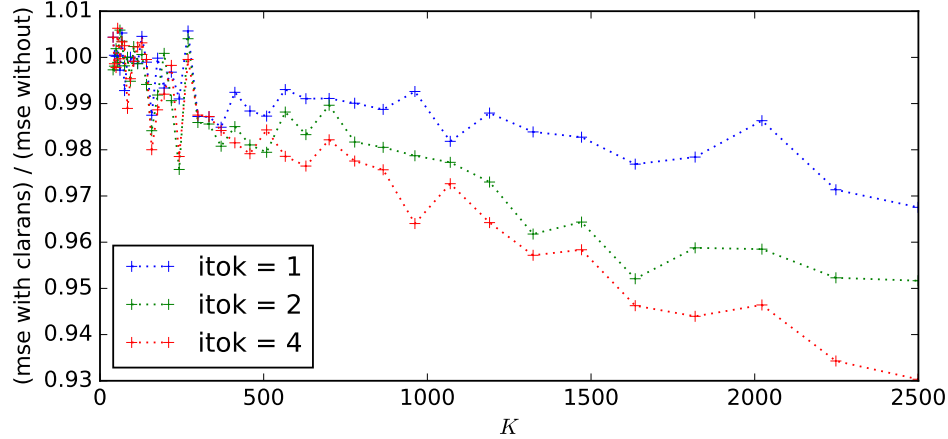


Figure 13: Improvement obtained using clarans for different values of  $K$  (horizontal axis). The experimental setup is as follows.  $N = 20,000$  points are drawn from a 3-D Gaussian with identity covariance. Then for each of 40 values of  $K$  on the horizontal axis, (1) km++ is run for fixed seed, and the time it takes to run is recorded (call it  $T_{++}$ ). clarans is then run for a multiple 'itok' of  $T_{++}$ , where 'itok' is one of  $\{0, 1, 2, 4\}$ . 'itok' of 0 corresponds to no clarans. After clarans has completed, Lloyd is run. For 'itok' in 1, 2, 4 the ratio of the final MSE with 'itok' 0 (no clarans) is plotted. This value is the fraction of the MSE without running clarans. We see that the dependence of the improvement on  $K$  is significant, with larger  $K$  values benefitting more from clarans. Also, as expected, larger 'itok' results in lower MSE.