

Review of multi-fidelity models

M. Giselle Fernández-Godino ·
Chanyoung Park · Nam H. Kim ·
Raphael T. Haftka

Received: date / Accepted: date

Abstract Simulations are often computationally expensive and the need for multiple realizations, as in uncertainty quantification or optimization, makes surrogate models an attractive option. For expensive high-fidelity models (HFMs), however, even performing the number of simulations needed for fitting a surrogate may be too expensive. Inexpensive but less accurate low-fidelity models (LFMs) are often also available. Multi-fidelity models (MFMs) combine HFMs and LFMs in order to achieve accuracy at a reasonable cost. With the increasing popularity of MFMs in mind, the aim of this paper is to summarize the state-of-the-art of MFM trends. For this purpose, publications in this field are classified based on application, surrogate selection if any, the difference between fidelities, the method used to combine these fidelities, the field of application and the year published.

Available methods of combining fidelities are also reviewed, focusing our attention especially on multi-fidelity surrogate models in which fidelities are combined inside a surrogate model. Computation time savings are usually the reason for using MFMs, hence it is important to properly report the achieved savings. Unfortunately, we find that many papers do not present sufficient information to determine these savings. Therefore, the paper also includes guidelines for authors to present their MFM savings in a way that is useful to future MFM users. Based on papers that provided enough information, we find that time savings are highly problem dependent and that MFM methods we surveyed provided time savings up to 90%.

Keywords Multi-fidelity · Variable-complexity · Variable-fidelity · Surrogate models · Optimization · Uncertainty quantification · Review · Survey

University of Florida
Gainesville, FL 32611
Tel.: +1 352 396780
E-mail: {gisellefernandez, cy.park, nkim, haftka}@ufl.edu

1 Nomenclature

The following definitions are included to facilitate the comprehension of the document. Some are not universally accepted, but they are the ones used throughout this paper.

Analysis: A single realization of a model, or process.

Data: The outcome of multiple analyses.

Data fit: Process of using available data points to construct an SM.

Data point: Exchangeable with *Sampling point*.

Datum: The outcome of a single analysis.

Deterministic Method (DM): The MFSM is constructed assuming basis functions and finding their coefficients by minimizing discrepancy between the data and the functions.

Experiment: A real-world test.

Fidelity: Level of accuracy.

High-fidelity analysis (HFA): A single realization of an HFM.

High-fidelity model (HFM): Model that estimates the output with the accuracy that is necessary for the current task [143].

High-fidelity surrogate model (HFSM): SM constructed using an HFM. After its construction it may be also treated as an HFM.

Low-fidelity analysis (LFA): A single realization of an LFM.

Low-fidelity model (LFM): Model that estimates the output with a lower accuracy than the high-fidelity model typically in favor of lower costs than the costs of the high-fidelity model [143].

Low-fidelity surrogate model (LFSM): SM constructed using data points from an LFM. After its construction it may be also treated as an LFM.

Model: Representation of physical phenomenon using a mathematical approximation.

Multi-fidelity hierarchical model (MFHM): A MFM where no MFSM is constructed and the fidelity is chosen following a criterion ¹.

Multi-fidelity model (MFM): A model constructed using the information of multiple models with different levels of accuracy.

Multi-fidelity surrogate model (MFSM): SM constructed using the information of multiple models with different levels of accuracy. These models can also be surrogate models by themselves. MFSM construction in an MFM is optional and it can be done by using a deterministic or a non-deterministic method. After its construction it may be treated as an MFM.

Non-deterministic Method (NDM): The MFSM is constructed assuming that either the function or the function coefficients are uncertain, and use samples to reduce the uncertainty.

¹ MFSMs and MFHMs are called multi-fidelity management strategies by Peherstofer et al., 2016 [143] and they divide them into *Adaptation*, *Fusion* and *Filtering*.

Outer-loop application: Computational application that forms outer loops around a model where in each iteration an input is received and the corresponding model output is computed, and an overall outer-loop result is obtained at the termination of the outer loop. Examples of these are optimization, uncertainty propagation, and inference [143].

Point: Value that a variable can take, which is the input for an analysis, along with its correspondent output.

Response: Exchangeable with *Analysis*.

Sampling point: Point used to construct a surrogate model.

Simulation: Imitation of a real-world process or system usually by running a computer code. Performing a simulation first requires the development of a model.

Surrogate model (SM): Algebraic approximation fitted to available data points. They are usually built because the data is too expensive to obtain or because there are regions where the data is not available.

2 Motivation and scope

High-fidelity models (HFMs) usually represent the behavior of the system to acceptable accuracy for the application intended. These models are usually expensive and their multiple realizations often cannot be afforded. Low-fidelity models (LFMs) are cheaper and less accurate. They are obtained, for example, by dimensionality reduction, linearization, simpler physics models, coarser domains, partially converged results, etc. as shown in schematic manner in **Figure 1**.

Multi-fidelity models (MFMs) combine both, LFMs and HFMs, and have drawn much attention in the last two decades because they hold the promise of achieving the desired accuracy at lower cost. MFMs involve, generally, the construction of surrogate models (SMs). SMs approximations are created to reduce computational cost when a large number of expensive simulations are needed for such processes as optimization (e.g. [57], [180]) and uncertainty quantification (UQ) (e.g. [135]). The SMs constructed using data from different fidelities are called multi-fidelity surrogate models (MFSMs) and they are the main subject of this survey. SMs can also be constructed to reduce the cost of the individual models. We assume that the reader is familiar with surrogate models, however **Appendix B** contains information about those most used in the context of MFMs. There are multiple SMs available and the best choice will strongly depend on the characteristics of the problem.

When SMs are fitted to the data of high-fidelity expensive simulations, the number of samples needed for an accurate approximation may still require an unaffordable amount of computation. A possible solution to this problem is to rely on lower-cost low-fidelity simulations. They are often the type of simulations that were used to analyze similar problems a generation ago when

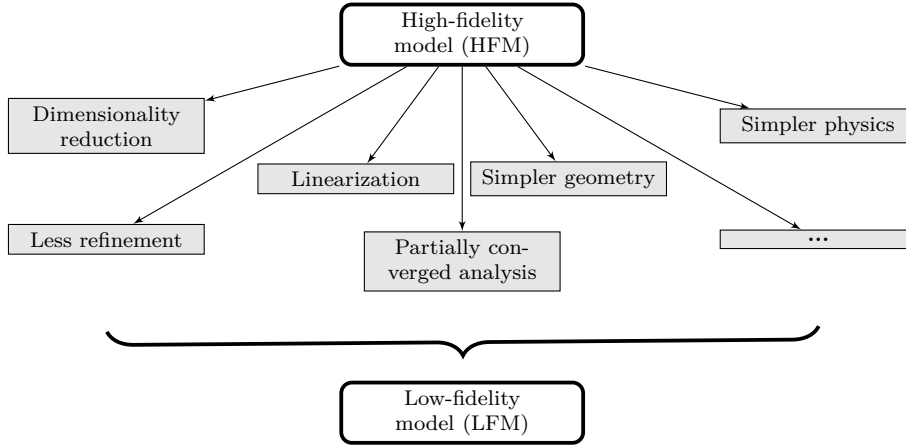


Fig. 1: Low-fidelity models (LFMs) are cheaper because they are usually a simplification of high-fidelity models (HFMs). This simplification can be done in different ways, for example linearizing the system, using averaged results in one dimension, using simpler physics models or geometry, less refined domains or partially converged results.

computers were much less powerful. SMs can also be constructed to approximate LFMs, but sometimes these are cheap enough to use the model directly, see for example Nguyen et al., 2013 [137].

Constructing an MFSM by combining different fidelity levels is not mandatory for using MFMs, see for example Choi et al., 2008 [36], where different types of fidelity are used efficiently through adaptive sampling and no MFSM is constructed. These alternative MFM methods are called multi-fidelity hierarchical models (MFHMs).

In order to clarify some of the information given above, we include **Figure 2** where the options for the construction of an MFM are shown. An MFM where a surrogate is constructed to combine the fidelities is called MFSM, otherwise, if no surrogate is constructed and the fidelities are combined in a hierarchical manner, we called it MFHM. Each of these uses HFMs and LFMs or their surrogates. Although the vast majority of the papers reviewed in this work limited the MFMs to two fidelities, MFMs can be constructed using more than two fidelities, for example in Huang et al. 2006 [75], Forrester et al. 2007 [57], Qian et al., 2008 [145], Le Gratiet 2013 [108] and Goh et al. 2013 [65].

Another multi-fidelity-model survey, Peherstorfer et al., 2016a [143], is being published simultaneously. Peherstorfer et al., 2016 is mostly focused on methodologies of using MFMs in what they call outer-loop applications, in-

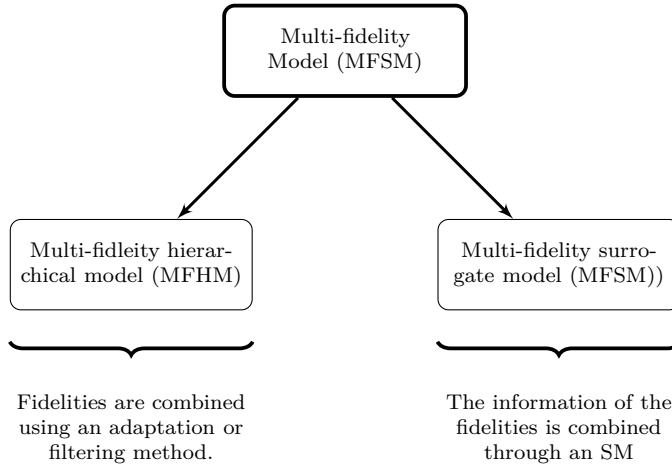


Fig. 2: If multi-fidelity models (MFMs) involve the construction of a surrogate model (SM) to explicitly combine fidelities (e.g. co-Kriging) we called them multi-fidelity surrogate models (MFSMs). On the other hand, if the fidelities are combined in a hierarchical manner without being explicitly combined in an SM (e.g. importance sampling) we called them multi-fidelity hierarchical models (MFHMs).

cluding optimization, uncertainty propagation, and inference. While we are mostly interested in MFSMs, they also extensively cover MFHMs. Our survey is mostly focused on the penalty and savings associated with the combination of multiple physics-based models, especially when these are combined to create MFSMs. While we sought to minimize the terminology differences between the two surveys, some are unavoidable. For example, Peherstorfer et al., 2016 consider some adaptive sampling algorithms, such as EGO, to be MFMs, even though they use a single physics-based model. We prefer to apply the term multi-fidelity to the methods that combine at least two physical models besides the data-fit surrogate.

Multi-level methods, where the HFM is merely replaced by an LFM (with a possible periodic check on accuracy), are not considered as MFMs in this review. These model reduction methods speed up processes such as optimization with a payoff of reduced accuracy while MFMs are able to obtain an equilibrium between the desired accuracy and the affordable cost [143].

Although cost reduction while maintaining the desired level of accuracy sounds very attractive, MFMs often require a substantial investment of time and effort on the part of the user and it is not clear from the literature when the payoff justifies the effort. Therefore our survey attempts to do the following:

1. Give the reader statistics about MFM method, field, SM, year, application and types of fidelity based on more than 150 papers.
2. Describe the type of fidelities used in MFMs by field.
3. Review the available methods for combining fidelities using SMs.
4. Review sampling strategies for MFMSMs.
5. Identify combinations of LFMs and HFMs that proved successful in providing large improvements in accuracy and cost by the use of MFMs.
6. Single out papers that showed large improvements in accuracy or cost by the use of MFMs.
7. Suggest how the payoff from MFMs should be reported so that the reader will get a good sense of whether it is worth the effort and provide examples of papers that report such information.

3 Overview

Throughout this work, we reviewed a large variety of MFM implementations, and we have chosen a classification system based on six attributes as shown in **Figure 3**. The categories are application, fidelity type, method used to construct the MFMSM (deterministic method (DM) and non-deterministic method (NDM)), year published, paper field, and SM used. **Figure 3** gives the reader a sense of how these categories are distributed throughout the literature reviewed. The attributes are described as follows:

- *Application* refers to the problem to be solved using an MFM. We found three main applications, *optimization*, *uncertainty quantification* and *optimization under uncertainty*. *None* refers to the papers that describe a generic procedure without any application.
- *Types of fidelity* refers to the nature of the fidelity where *physics* refers to a difference in assumptions and considerations in the physical model (e.g. Euler-Bernoulli beam theory as LFM vs. Timoshenko beam theory as HFM), *numerical solution accuracy* refers to different levels of discretization in space or time and also to partially converged solutions; *numerical models* refers to when the same physical model and assumptions are used but something in the way that the results are computed changes (e.g. 2D Reynolds-Averaged Navier-Stokes (RANS) simulations as LFM vs. 3D RANS simulations as HFM); and *Sim+Exp* refers to the combination of simulations, usually as LFM, and experiments, usually as HFM, in the construction of an MFM.
- *Method* refers to the criterion used to fit the data in the MFMSM construction (DM or NDM). *None* refers to papers that use MFHMs where no MFMSM is constructed.
- *Year published* refers to the year when the paper was released.

- *Field* refers to the area of the problem solved in the paper. We found that the most common fields are Fluid Mechanics and Solid Mechanics.
- *Surrogate model* refers to the SM used to construct the MFSM. *None* represents the papers that use MFHMs without constructing an MFSM.

Figure 3a shows that the most common application found for MFMs is optimization, followed by UQ and by optimization under uncertainty. These applications are introduced as outer-loop applications by Peherstorfer et al., 2016a [143] and extensively discussed in sections 5, 6 and 7 of their work. They are focused on uncertainty propagation, optimization, and statistical inference, while we cover the first two because they are the most extensively used. The fact that optimization is the main application is understandable because UQ and optimization under uncertainty are relatively new subjects. However, it is expected that more publications will appear in these applications in the near future.

Figure 3b shows the distribution of papers by the type of fidelities used; these are discussed in **Section 4**.

Figure 3c shows that the proportion of papers that use DM or NDM for the construction of an MFSM is similar. The category *None* refers to papers that present MFMs without constructing an MFSM (MFHMs). This is the case, for example, in optimization where LFMs are used to reduce the domain of interest and then HFMs are used to determine more accurately where the extreme is, see Rodriguez et al., 2001 [159] and Peherstorfer et al., 2016b [142]. The most common methods used to combine fidelities in MFM context are presented in **Section 5**

Figure 3d shows that the use of MFMs seems to be expanding since its beginning in the late 80's. In **Section 5.3** a further study of the time distribution of DMs and NDMs is presented.

MFMs can be used to reduce the cost for a given accuracy or improve accuracy for a given computation cost. **Section 6** discusses computational cost and accuracy related with MFMs, including possible guidelines on how authors should present cost savings and accuracy improvements.

Figure 3e shows that most of the papers reviewed apply MFMs in the fields of Fluid Mechanics and Solid Mechanics. *Other* includes Electronics, Aeroelasticity and Thermodynamics. *None* represents papers without any specific application (e.g. some papers used mathematical functions like Hartman or Rosenbrock to test the methods).

Figure 3f shows the distribution of papers by surrogate type. We found that

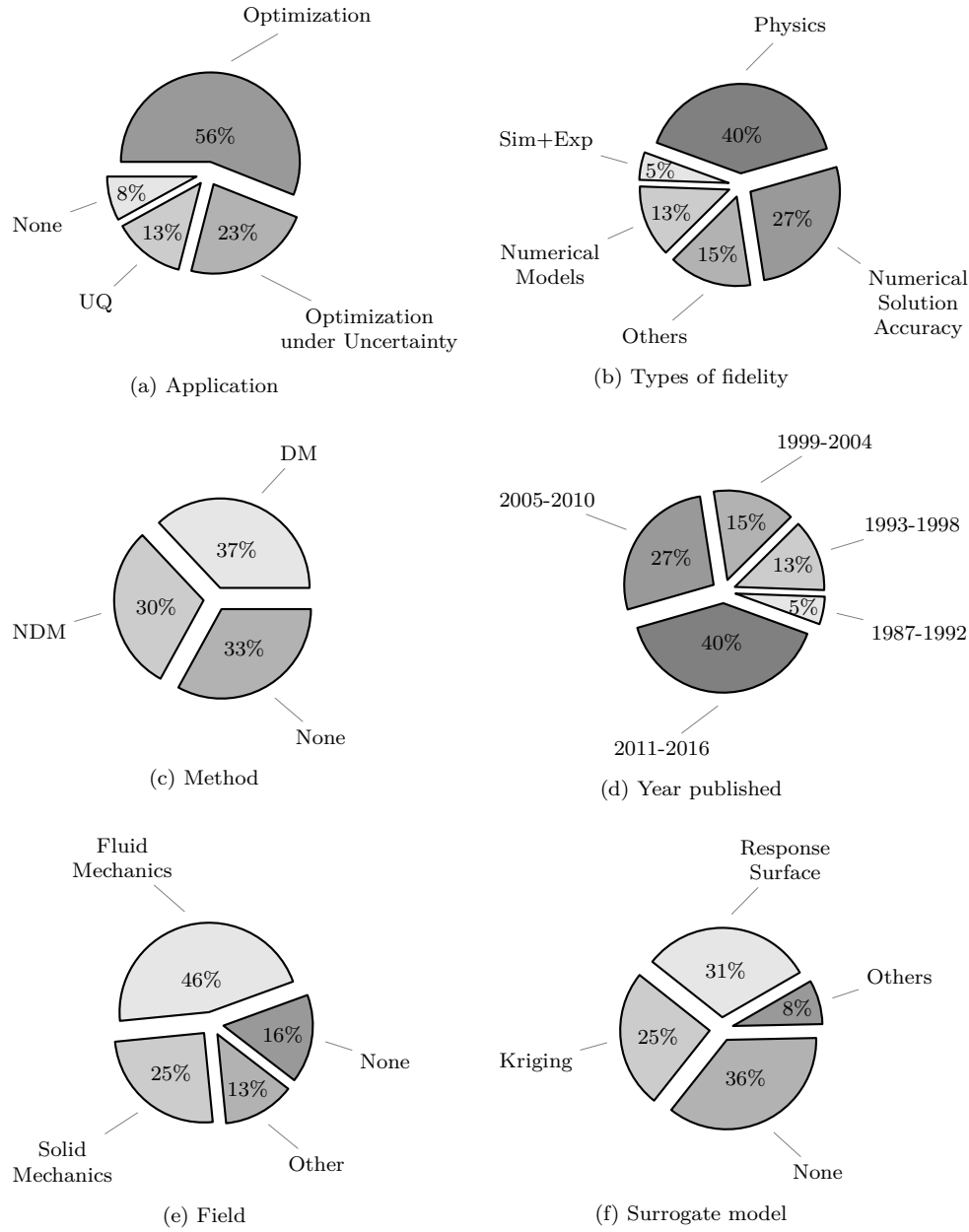


Fig. 3: Proportion of different attributes considered in the multi-fidelity model (MFM) papers reviewed, the charts are based in 157 papers

the two mainly used surrogates for the construction of an MFSM are response surface and Kriging surrogates. The category *Others* includes artificial neural

networks (4%), moving least squares (2%), and support vector machines, radial basis interpolation and proper orthogonal decomposition (POD) with less than 1% each. MFM methods without the construction of an MFSM (MFHM) are included in the category *None*. One example of this case is Choi et al., 2008 [36], where they proposed a hierarchical MFM method for optimization where HFMs are only used when they are needed to correct the shortcomings of the LFMs. Here no MFSMs are built and fidelities are not explicitly combined. Another example is Kalivarapu and Winer, 2008 [83] where an MFM is used for interactive modeling of advective and diffusive contaminant transport with no MFSM construction. Other examples are Giunta et al., 1995 [63] and Zahir et al., 2013 [196].

Sampling methods for MFSM construction are discussed in **Appendix A** while the most commonly used SMs in MFSM methods are introduced in **Appendix B**.

4 Types of fidelity

In the literature reviewed, we found that the different types of fidelities are commonly associated with three principal categories:

1. Simplifying the mathematical model of the physical reality, typically changing the differential equations being solved. For example, modeling a flow using Euler inviscid equations corresponds to a lower fidelity model and modeling the flow using RANS (Reynolds-averaged Navier-Stokes) equations corresponds to a higher fidelity model and by introducing turbulent effects. Alternatively, the lower fidelity can represent a simplification of the numerical model. Examples include linearization by simplifying the geometry so that the dimensionality of the problem can be reduced, and simplifying the boundary conditions to allow a simpler solution.
2. Changing the discretization model, such as using finer discretization for the higher fidelity model.
3. Using experimental results. In this case, experiments are considered the highest fidelity.

Generally, we can clearly state which fidelity is higher (e.g. fine vs. coarser grid while using the same model), but sometimes this is not an option (e.g. 1D model with fine grid vs. the 3D model with coarser grid).

Figure 4 summarizes the information above. Peherstorfer et al., 2016a [143] classified LFMs in three categories: *simplified models*, *data-fit models*, and *projection-based models*. Their simplified models category includes what we called differences between fidelities while data-fit models and projection-based

models are included in our review as surrogate modeling techniques in **Appendix B**.

MFMs can be used in many disciplines and the fidelities involved can vary de-

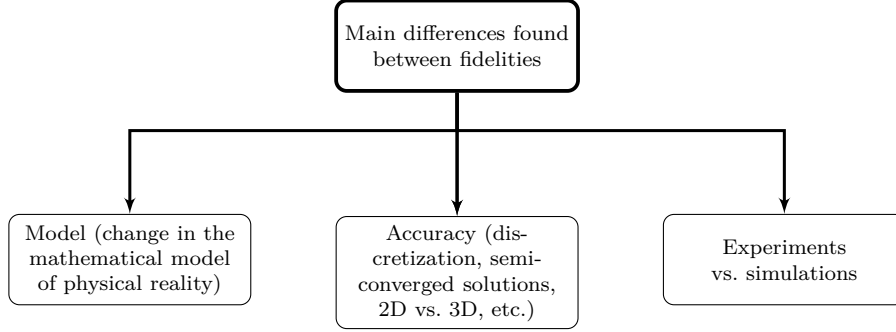


Fig. 4: Main differences between fidelities found in the literature

pending on the application. The MFM methods found in the papers reviewed are generic and, although they were developed in a certain area, can be used in multiple fields. However, in the literature review we have found two main fields where MFMs are used, Fluid Mechanics and Solid Mechanics.

In Fluid Mechanics the main analysis types found with different types of fidelity were *analytical expressions*, *empirical relations*, *numerical linear approximations*, *potential flow*, *numerical non-linear non-viscous approximations (Euler)*, *numerical non-linear viscous approximations (RANS)*, *coarse vs. refined analysis* and *simulations vs. experiments*.

Table 1 shows papers that use these types of fidelities as LFMs and HFMs. Other types of fidelities found that are not included in the table are:

- Simplifying physics found in Castro et al. 2006 [29], where an earth penetrator problem is simplified by assuming a rigid penetrator.
- In Goldfeld et al., 2005 [66], where the physics are simplified by assuming constant instead of variable material properties.
- In Forrester et al., 2010 [55] where the LFM is a RANS simulation with simplified geometry and the HFM is a RANS simulation with full geometry.
- In Keane, 2012 [87], where the fidelity distinction is based on the number of Monte Carlo samples to be combined.

Table 2 includes extra categories found in Fluid Mechanics: *dimensionality* (e.g. 2D/3D), *coarse vs. refined analysis*, *simulations vs. experiments*, *tran-*

sient vs. steady and *semiconverged vs. converged* solutions.

In Solid Mechanics the main fidelity types found were *analytical expressions*,

FLUID MECHANICS						
Reference	An	Em	Li	PF	Eu	RANS
[67] [176]	LF	-	HF	-	-	-
[7] [22] [26] [38] [56] [57]	-	LF	HF	-	-	
[128] [129] [137] [177]	-	LF	-	-	-	HF
[27] [46] [59] [93] [103] [120] [121] [140] [149]	-	-	LF	-	HF	-
[35] [43] [172] [200] [201]			LF			HF
[9] [84] [134] [188]	-	-	-	LF	-	HF
[3] [62] [71] [76] [139] [152]	-	-		-	LF	HF

Table 1: Fluid Mechanics oriented papers per type of analysis used for high- and low-fidelity (An: analytical, Em: empirical, Li: linear, PF: potential flow, Eu: Euler, RANS: Reynolds-averaged Navier-Stokes)

empirical relations, numerical linear approximations, numerical non-linear approximations and *coarse vs. refined analysis*.

Table 3 shows papers that use these types of fidelities. Another type of fidelity not included in the table is found in Kim et al., 2007 [90], where LFM and HFM are *isothermal* and *non-isothermal* analysis, respectively.

Table 4 includes additional categories found in Solid Mechanics including *dimensionality* (e.g. 2D/3D), *coarse vs. refined, simulations vs. experiments*, and *boundary condition simplification* (e.g. infinite plate vs. finite plate).

We also reviewed some papers whose field was not Fluid or Solid Mechanics; these papers are listed below:

- In Electronics the most common method is *coarse vs. refined analysis* (Koziel, 2010 [97], Koziel and Ogurtsov, 2010 [101], Jacobs et al., 2013 [78]) although Absi and Mahadevan, 2016 [1] used *steady vs. transient* models.
- In Robotics, Winner et al., 2000 [189], the fidelities corresponded to complexity determined by resources available to the robot.
- Some of the papers test their methods using mathematical functions and there is not an application to a particular field. For example *analytical function vs. analytical approximations of the function* are shown in Robinson et al., 2006 [155] [157], Zimmermann and Han, 2010 [202], Ng et al.,

FLUID MECHANICS	
Fidelity Type	Reference
Dimensionality	[56] 2D/3D Eu, [81] 1D/3D RANS+TM, [84] 2D/3D URANS, [107] 2D/3D, [145] 1D/2D RANS, [156] 1D/2D Li, [175] 1D/3D RANS, [187] 1D/3D RANS, [203] 1D,2D/3D RANS
Coarse/Refined	[5] Eu, [25] RANS, [34] Eu, [35] Eu, [36] Li/Eu, [82] RANS, [88] MFF, [91] MHD, [98] Eu, [99], Eu, [102] Eu, [115] Eu, [119] RANS, [153] RANS, [170] RANS, [196] Eu/RANS
Exp./Sim.	[52] Euler/MHD, [55] PF/Em, [104] RANS, [171] RANS
Semiconverged/Converged	[82], RANS, [99] Eu
Steady/Transient	[20] AE, [61] Eu, [170] TM,

Table 2: Fluid Mechanics oriented papers by type of fidelity used, for strategies different from analysis type. The categories are dimensionality (e.g. 2D/3D), coarse vs. refined analysis, simulations vs. experiments, transient vs. steady and semiconverged vs. converged solutions. The physical model used by each paper was also assigned where Em: empirical, Li: linear, PF: potential flow, Eu: Euler, RANS: Reynolds-averaged Navier-Stokes, URANS: unsteady RANS, TM: turbulence method, MHD: magnetohydrodynamics, AE: aeroelastic equations, MFF: multiphase flow and TM: thermomechanical equations

SOLID MECHANICS				
Reference	An	Em	Li	NL
[162]	LF	-	HF	-
[178] [179]	-	LF	HF	-
[179]	-	LF	-	HF
[6] [8] [45] [77] [149] [159] [181] [184]	-	-	LF	HF

Table 3: Solid Mechanics oriented papers per type of analysis used to determine fidelity (An: analytical, Em: empirical, Li: linear, NL: non-linear)

- 2012 [135], Le Gratiot, 2013 [109], Raissi and Seshaiyer, 2013 [147], Raissi and Seshaiyer, 2014 [148] and Goh et al., 2013 [65].
- In the category of methods for uncertainty analyses with no application to a field in particular, we found Burton and Hajela, 2003 [28], Eldred, 2009 [50], Perdikaris et al., 2015 [144], Peherstorfer et al., 2016b [142], and Chaudhuri and Willcox, 2016 [32]. In Burton and Hajela, 2003, in Eldred, 2009, and in Perdikaris et al., 2015 the types of fidelity were less and more accurate uncertainty analysis. In Peherstorfer et al., 2016b [142] LF models were used to aid in the construction of the biasing distribution for importance sampling and a small number of HF samples are used to get an unbiased

SOLID MECHANICS	
Fidelity Type	Reference
Dimensionality	[110] 1D/2D Li, [112] 1D/3D, [123] 2D/3D, [124] 2D/3D Li, [163] 2D/3D Li, [165] 2D/3D NL
Coarse/Refined	[12] Li, [21] NL, [23] Li, [24] NL, [31] Li, [113] Li, [122] Li, [166] NL, [167] NL, [186] Li, [194] Li, [195] Li
Boundary Conditions	[182] Li, [185] Li

Table 4: Solid Mechanics oriented papers per type of fidelity used besides analysis type. The categories are dimensionality (e.g. 2D/3D), coarse vs. refined and boundary condition simplification (e.g. infinite plate vs. finite plate). The model used by each paper was also assigned used where Li: linear, NL: non-linear

estimate. Chaudhuri and Willcox, 2016 [32] employed an iterative method that used LF surrogate models for approximating coupling variables and adaptive sampling of the HF system to refine the surrogates in order to maintain a similar level of accuracy as uncertainty propagation using the coupled HF multidisciplinary system.

5 Methods for combining fidelities

5.1 Multi-fidelity surrogate models (MFSMs) vs. multi-fidelity hierarchical models (MFHMs)

In this survey, we are mainly focused on MFSMs, which represents 67% of the papers reviewed (see **Figure 5**). In 33% (52/157) of the cases MFSMs are not constructed, and instead the different types of fidelities are combined using some criterion to benefit a process, such as optimization, in a method that we called MFHM.

For example, in Burton and Hajela, 2003 [28], Choi et al., 2005 [34], and Singh and Grandhi, 2010 [165] where the general idea is to use HFSMs only when needed because LFMs have exhausted their range of capability. Another example is Christen and Fox, 2005 [37] where the LFM is used for Markov Chain Monte Carlo sampling and the HFM is only used when the acceptance criterion is met. The acceptance criterion is based on the likelihood function constructed using the LFM. Similar work was done in Eby et al., 1998 [47], Drissaoui et al. [45] and Narayan et al., 2014 [133]. In Rethore et al., 2011 [153] the largest part of the optimization is performed using simpler/faster cost functions and coarse resolution and increasing the resolution of the domain and the complexity of the models where needed. Narayan et al., 2014 [133] used a stochastic collocation procedure where the LFMs are evaluated extensively

to select the data points to be evaluated through the HFMs. Peherstorfer et al., 2016b [142] use importance sampling method based on an LFM to choose the sampling points for the construction of the HFSM. Peherstorfer et al.,

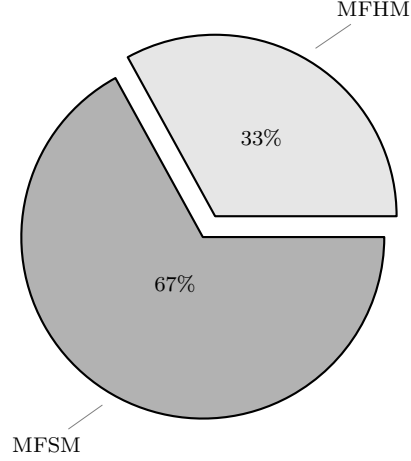


Fig. 5: Of the total of the 157 papers reviewed, only 105 constructed a multi-fidelity surrogate model (MFSM) to explicitly combine the fidelities. The rest of the papers present an MFM using multi-fidelity hierarchical models (MFHM)

2016a [143] categorize the methods to combine fidelities in *adaptation*, *fusion* and *filtering*. Adaptation enhances the LFM with information from the HFM while the computation proceeds and the SM is adapted in each iteration. Methods based on fusion evaluate LFMs and HFMs and then combine information from all outputs, an example of fusion is co-Kriging method [54]. Filtering methods invoke the HFM following the evaluation of an LFM filter. That is, the HFM is used only if the LFM is inaccurate, or when the candidate point meets some criterion based on the LFM evaluation. Peherstorfer et al., 2016a [143] include MFHMs in the categories adaptation and filtering management methods. The reader can refer to their work for further information. Fusion methods are included in our multi-fidelity surrogate models (MFSMs) category.

5.2 Multi-fidelity surrogate model (MFSM) methods

We focus our attention on MFMs that construct an SM to explicitly combine fidelities which are called multi-fidelity surrogate models (MFSMs). MFSMs

main concept is to use an algebraic surrogate to correct the LFMs using HFMs. Four main correction methods are: multiplicative correction, additive correction, comprehensive correction and space mapping. In some cases, the parameters of the LFM are different from those of the HFM. This calls for problem specific translation from low-fidelity parameters to high-fidelity parameters. Examples are given in Robinson et al., 2008 [156] and Koziel et al., 2009 [100].

In conventional mathematical methods if first order consistency (i.e. the LFM and its derivative match the HFM) is satisfied between the LFM and the HFM (e.g. Alexandrov et al., 2000 [3], and Alexandrov et al., 2001 [5]) we can assure convergence. If second order consistency is satisfied convergence rates can be improved (Eldred et al., 2004 [49]). On the other hand, meta-heuristic optimization (not mathematically rigorous), which in general has slower convergence and accuracy, is preferred in global optimization (Kaveh and Talatahari, 2010 [86]).

5.2.1 Additive and multiplicative corrections

One possibility is to correct the LFM response by constructing a surrogate model (SM) of the difference or the ratio between the HFM and the LFM, called *additive* or *multiplicative* corrections respectively. The estimator of the HFM, the MFSM, using an additive correction to correct the LFM, can be expressed as

$$\hat{y}_{HF} = y_{LF}(\mathbf{x}) + \delta(\mathbf{x}). \quad (1)$$

where $\delta(\mathbf{x})$ is an SM called additive correction, also known as discrepancy function, which is based on the difference between the HFM and the LFM. The estimator of the HFM, the MFSM, using a multiplicative correction can be expressed as

$$\hat{y}_{HF} = \rho(\mathbf{x}) \cdot y_{LF}(\mathbf{x}) \quad (2)$$

where $\rho(\mathbf{x})$ is the multiplicative correction, which is an SM constructed using the ratio between HFM and LFM. Alexandov et al., 2001 [5] constructed an MFSM using multiplicative corrections in aerodynamic optimization problems. Balabanov et al. 1998 [12] compared the performance of an MFSM constructed using additive and multiplicative corrections for a similar optimization problem. Forrester et al., 2006 [56] corrected partially converged results using an additive correction based on fully converged results. The reader can find more references to MFSMs constructed using additive and multiplicative corrections in **Table 5** and **Table 6** in **Section 5.3**.

Figure 6 is a schematic of multiplicative and additive corrections for the case where $\rho(\mathbf{x})$ and $\delta(\mathbf{x})$ are constant. After the correction the estimate of the HFM has improved.

The ratio y_{HF}/y_{LF} or the difference $y_{HF}-y_{LF}$ at the sampling points as

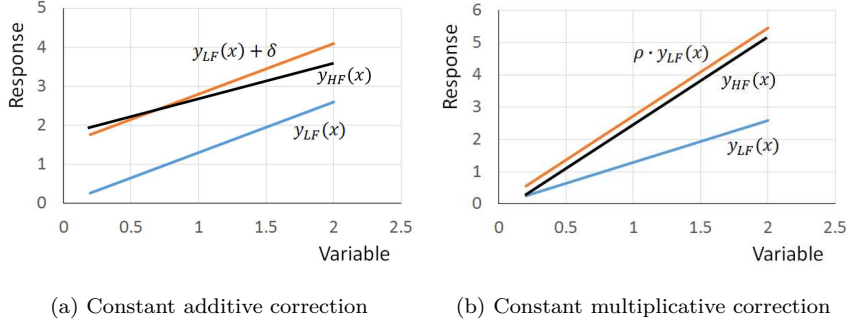


Fig. 6: Schematic of constant correction factors

functions of the design variable vector \mathbf{x} are used to obtain the multiplicative or additive corrections respectively. If the LFM is not cheap enough, $y_{LF}(\mathbf{x})$ can be also replaced by a LFSM. There are different ways to obtain a correction factor and the following example illustrates two possible options. Suppose that we can afford only 20 HFM and 200 LFM analyses. The first step is to build a surrogate to approximate the difference or the ratio between the LFM and HFM analyses based on the 20 common data points. For the second step, we have two options:

1. Build a surrogate using the 200 LFM analysis, then the MFSM would be the sum of two surrogates (if we used the difference) or the product (if we used the ratio).
2. Use the surrogate built in the first step to approximate the discrepancy, or the ratio, at the 180 data points where only LFM data is given. Then calculate the predicted HFM results at these 180 data points as the sum of the discrepancy, or ratio, calculated previously and the LFM results. We now have HFM data at 20 sampling points and we have estimated HFM data at 180 points. We treat them equally and fit an SM to the 200 points using this surrogate as an MFSM.

The difference between these two options can be noticeable when we use regression rather than interpolation. With the first option, we can get large differences between the MFM predictions and the HFM data at points where HFM data is given. With the second option, the difference may be smaller, and we can also make it even smaller by using a weighted least square (WLS) surrogate with higher weights for HFM data.

5.2.2 Comprehensive corrections

A *comprehensive* correction is also possible, where both corrections (additive and multiplicative) are used in the same MFSM. The multiplicative correction is in most cases a constant, see for example Keane, 2012 [87] and Perdikaris et al., 2015 [144].

A widely used comprehensive correction is,

$$\hat{y}_{HF} = \rho(\mathbf{x}) \cdot y_{LF}(\mathbf{x}) + \delta(\mathbf{x}) \quad (3)$$

where ρ is the multiplicative correction surrogate, and δ is the additive correction surrogate. Our literature review shows that the most common method is to set the multiplicative factor ρ as a constant and to use an SM to approximate the additive correction, however we found a comprehensive correction with non-constant ρ , that is $\rho(x)$, in Qian et al., 2008 [145].

Another comprehensive correction found in the literature is the hybrid method developed by Gano et al. 2005 [58],

$$\hat{y}_{HF} = w(\mathbf{x}) \cdot \rho(\mathbf{x}) \cdot y_{LF}(\mathbf{x}) + (1 - w(\mathbf{x}))[y_{LF}(\mathbf{x}) + \delta(\mathbf{x})] \quad (4)$$

where $w(\mathbf{x})$ is a weighting function. This method is used for example in Zheng et al., 2013 [199] and Fischer et al., 2017 [53].

In **Table 5** and **Table 6**, **Section 5.3**, the reader can find further references where MFSMs are built using comprehensive corrections.

Finally a third comprehensive correction that we can consider is space mapping. Instead of correcting the output of the LFM, it is also possible to correct the input variables in a method called *space mapping*. Space mapping was first introduced by Bandler et al., 1994 [15] [14] and the key idea behind this method is the generation of an appropriate transformation of the vector of fine model parameters, \mathbf{x}_{HF} , to the vector of coarse model parameters, \mathbf{x}_{LF} ,

$$\mathbf{x}_{LF} = \mathbf{F}(\mathbf{x}_{HF}). \quad (5)$$

This technique allows the vectors, \mathbf{x}_{HF} and \mathbf{x}_{LF} , to have different dimensions. Finding this relationship \mathbf{F} is an iterative process, and it is desirable, although not necessary, for \mathbf{F} to be invertible. The goal is that the HFM response, $\mathbf{y}_{HF}(\mathbf{x}_{HF})$, and the LFM response, $\mathbf{y}_{LF}(\mathbf{x}_{LF})$ satisfy

$$\|\mathbf{y}_{HF}(\mathbf{x}_{HF}) - \mathbf{y}_{LF}(\mathbf{x}_{LF})\| \leq \epsilon \quad (6)$$

within some local region, where $\|\cdot\|$ is a suitable norm and ϵ is a tolerance setting. The combination of fidelities using space mapping was only found in

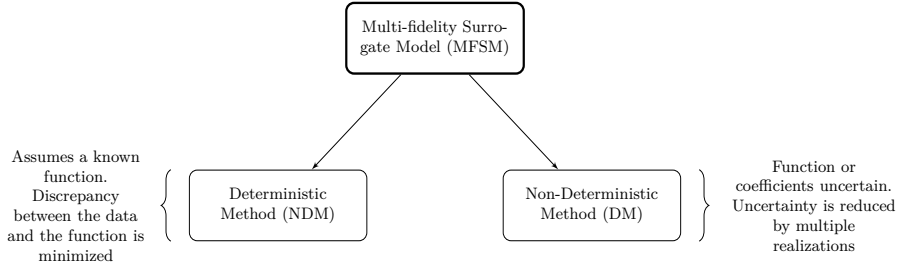


Fig. 7: Multi-fidelity surrogate models (MFSMs) parameters can be determined using deterministic methods (DMs) or non-deterministic methods (NDMs) depending on the assumptions and the procedure for the determination of the unknown parameters.

deterministic methods (DMs).

The first review paper of space mapping method was published after ten years of the space mapping implementation [17] and the second one after two decades [150]. The space mapping concept has been extended to include *aggressive space mapping* [16], trust regions [10], artificial neural networks [11], *implicit space mapping* [18], *neural-based space mapping* [197] [198], inverse problems [151], *corrected space mapping* [156] and *tuning space mapping* [100]. **Table 5**, in **Section 5.3**, provides further literature where space mapping is used to construct MFSMs.

5.3 Deterministic methods (DMs) vs. non-deterministic methods (NDMs)

In this paper, MFSM methods are categorized into DMs and NDMs based on the criterion of the model used to estimate the MFSM parameters. While DMs assume basis functions and find their coefficients by minimizing discrepancy between the data and the function (e.g. Vitali et al., 2002 [183], Goel et al., 2009 [64]) NDAs assume that either the function or coefficients are uncertain, and use samples to reduce the uncertainty (Le Gratiet and Cannamela, 2015 [111]). DMs can be applied to any surrogate because they do not need an uncertainty structure as NDMs do; on the other hand, NDMs were found to be more accurate than DMs in Keane, 2012 [87] and in Park, 2016 [141]. **Figure 7** shows the definitions of DMs and NDMs in a schematic diagram.

When we are dealing with outer-loop applications, such as uncertainty quantification, NDMs require a method of statistical inference to treat parameter uncertainties to avoid the expensive standard Monte Carlo simulations [154] [70]. The most popular is called Bayesian framework where the posterior distribution over the model parameters depends on the likelihood and the prior distribution of the unknown parameters via Bayes rule. Gaussian process is

a flexible, convenient and widely used class of distributions to model prior knowledge about our data [89]. An alternative to the Gaussian process can be found in Koutsourelakis, 2009 [95] where the uncertainties are modeled using non-Gaussian distributions.

For the DMs, the scalar is estimated to minimize the difference between the prediction of the LFSM (\hat{y}_{LF}) and the HFSM (\hat{y}_{HF}) at the high-fidelity data points. Meanwhile NDMs, such as Bayesian discrepancy or co-Kriging, estimate a scalar that makes the discrepancy function δ as simple as possible even if it increases its magnitude. By simplifying δ , the accuracy of the discrepancy surrogate can be higher than by minimizing the discrepancy.

In the engineering community, calibration has been widely used to improve simulation predictions by adjusting physical parameters to achieve the best agreement with experiments (Kosonen and Shemeikka, 1997 [94], Owen et al., 1998 [138], Lee et al., 2008 [116], McFarland et al., 2008 [125], Coppe et al., 2012 [40], Yoo and Choi, 2013 [192]). Although we do not consider pure calibration as an MFM, Kennedy and O'Hagan, 2001 [89] present a popular Bayesian calibration method that has a different perspective on calibration. Calibrated physical parameters using Bayesian calibration can be different from their true values since it treats calibration parameters the same way as other non-physical hyper-parameters. We call this method *calibration along with comprehensive correction* and we considered it an MFM method. Some of its applications are found in Qian et al., 2008 [145] and Biehler et al., 2015 [21].

Figure 8 shows that 55% of the papers that construct an MFSM use deterministic methods (DMs) while 45% use non-deterministic methods (NDMs). The figure also shows the proportion of each of the methods for MFSM construction listed in **Section 5.2**. We can conclude that multiplicative methods are the most used in DMs, however, for NDMs the most common are comprehensive corrections.

The 20th century literature was mostly dominated by DMs. In the 21st century, NDMs using Kriging [92], co-Kriging models [122] (Kriging extension to multiple-fidelity sets of inputs) and related surrogate models [89] became well known in the statistical community. **Figure 9** presents a histogram of year interval vs. amount of papers published for DMs and NDMs.

The uncertainty prediction in Kriging surrogates can be constructed using techniques such as generalized least squares or Gaussian process (GP). A GP is a collection of random variables with the property that the joint distribution of any finite subset is Gaussian. Kriging surrogates, constructed using GP, became also quite popular during this century as we can see for example in Kennedy and O'Hagan, 2000 [88] and in LeGratiet 2012 [110], 2013 [109], 2014 [112].

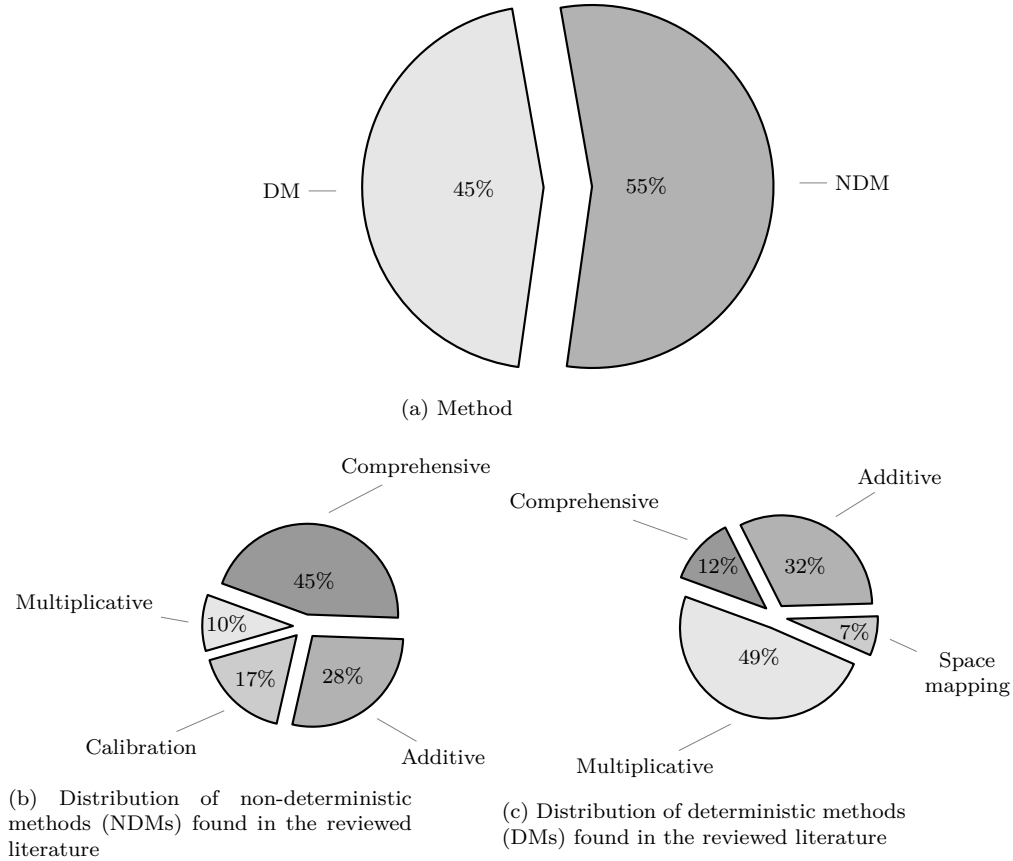
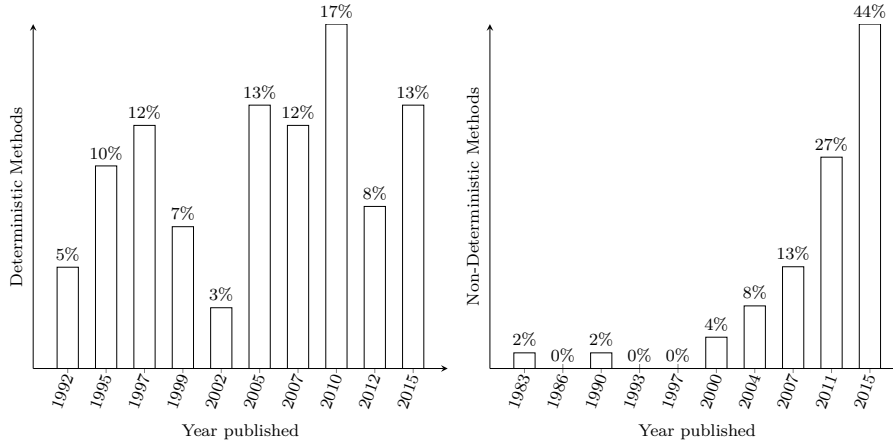


Fig. 8: Of the papers that construct a multi-fidelity surrogate model (MFSM), 55% use deterministic methods (DMs) while 45% use non-deterministic methods (NDMs). The figure also shows the proportion of the methods for MFSMs construction listed in **Section 5.2** found in each method.

Many popular MFSM methods (e.g. co-Kriging, Bayesian-based comprehensive correction, etc.) use Gaussian process (GP) to model each fidelity response and its prediction uncertainty. It is important to note that an MFSM method usually is based on assumptions and, if the problem does not satisfy them, the accuracy may suffer. For example, the most common assumption for GP based methods is that the prediction uncertainty of one fidelity is independent of the prediction uncertainty in the other fidelity.

Table 5 and **Table 6** organize the papers that use DMs and NDMs, respectively, for the construction of MFSMs.



(a) Histogram of the number of papers reviewed that use deterministic method (DM) throughout the years. We can distinguish two peaks, 1996 and 2010, but in general, the method has been used since 1990

(b) Histogram of the number of papers reviewed that use non-deterministic method (NDM) throughout the years. The method was barely used before 21st century and its use has been increasing since then

Fig. 9: Histogram of year interval vs. amount of papers published for deterministic method (DM) and non-deterministic method (NDM)

DETERMINISTIC APPROACHES	
Combining Method	Reference
Additive correction	[12] [13] [27] [50] [66] [93] [140] [155] [157] [160] [162] [163] [167] [166] [174] [181] [185]
Multiplicative correction	[4] [5] [12] [13] [26] [27] [31] [66] [69] [73] [77] [85] [119] [124] [133] [155] [157] [162] [163] [167] [166] [174] [178] [179] [182] [184] [185] [186]
Comprehensive correction	[48] [62] [90] [135] [158] [194] [195]
Space mapping	[29] [82] [102] [152] [156]

Table 5: Papers that use deterministic methods (DMs) for the construction of the multi-fidelity surrogate model (MFSM)

6 Accuracy and cost considerations

6.1 Validation

One very popular and effective measure to validate an SM is cross-validation error (CVE), which is valid for both DMs and NDMs models. Park et al., 2016 [141] tested the effectiveness of different MFSMs for given design of experiment (DOE) using CVE and compared the results with their actual rank based on the root mean square error (RMSE). The paper considers eleven cases of six different methods, co-Kriging and NDM calibration with and without a

NON-DETERMINISTIC APPROACHES	
Combining Method	Reference
Additive correction	[21] [56] [71] [91] [121] [122] [142] [145] [149]
Multiplicative correction	[33] [55] [120]
Comprehensive correction	[7] [24] [25] [57] [65] [76] [87] [88] [104] [109] [108] [110] [112] [114] [144] [169] [171] [193]
Calibration + comprehensive correction	[19] [52] [74] [89]

Table 6: Papers that use non-deterministic methods (NDMs) to construct the multi-fidelity surrogate model (MFSM)

discrepancy function, with different options. The paper concludes that CVE was not a valid measure to pick a good MFSM method candidate as it is to pick a regular SM method candidate, but it was useful to avoid the worst method.

Another measure that can be used is the model likelihood, which gives different weights based on its prediction uncertainty estimation of an MFSM. However, it is valid for an MFSM based only on an NDMs such as co-Kriging.

6.2 Savings report

Cost and time savings are usually the main goals of using MFMs, and that is why a clear report of the savings is very important. Unfortunately, there are not many papers providing cost vs. accuracy studies for MFMs. Park et al., 2016 [141] showed that, for the Hartmann 6 function example, the maximum cost saving for the same accuracy was 86%, while the maximum accuracy improvement for the same cost was 51%.

The MFSM savings, however, can be highly problem dependent so, unless we are dealing with a class of problems of similar structure, the savings that an author reports for one problem could be very different than for other problems, even if the same methodology is used. This issue is more severe when the savings are not just due to the SM construction but for an entire optimization process. For instance, convergence results achieved with first-order corrections can guarantee global convergence of some algorithms, meaning that an algorithm will converge to a local optimum of a problem regardless of the initial guess. However, the rate of convergence will depend on the relative properties of the LFM and HFM. A deeper analysis of these issues can be found in Eldred et al., 2004 [49] and Peherstorfer et al., 2016a [143].

Despite this, we present in **Table 7** a summary of the cost of MFMs in comparison with HFMs based on what authors have reported hoping that the reader

can get a general idea of the savings that MFMs could provide. The table also divides papers by field so the reader can also capture in which applications MFMs have been more successful.

One would expect that computational savings would be enhanced when the

MFM cost/HFM cost			
Percentage	Fluid Mechanics	Solid Mechanics	Other
0% - 20%	[36] [139] [152] [136]	[183]	[88] [101] [142] [168]
21% - 40%	[3] [5] [139] [169] [171]	[28]	-
41% - 60%	[5] [91] [155] [157]	[145]	[78] [130]
61% - 80%	[82] [93] [156]	-	[30] [196] [203]
81% - 90%	-	[12]	[96]

Table 7: MFM/HFM cost ratio. The references are divided also per field, given by Fluid Mechanics, Solid Mechanics and other. Other includes Electronics, Aeroelasticity, Thermodynamics and analytical functions

LFM costs are a small fraction of the HFM. We collected data from papers that used MFSMs for optimization and, as shown in **Figure 10**, no clear relationship emerges between LFM/HFM cost ratio for a single analysis (LFA/HFA) and MFM/HFM cost ratio for a complete optimization process (MFO/HFO). This result could be because savings are highly problem dependent, as stated before, and also due to the correlation between the cost and quality of the LFM involved. That is, very inexpensive models may be less accurate. In addition, the complexity of the resulting model may also influence the cost of the optimization. The information presented in **Figure 10** was extracted from 18 papers of the 120 reviewed that perform optimization in which both MFO/HFO cost and HFA/LFA cost ratio is clearly reported.

6.3 Recommendations

Time savings and accuracy improvements are good incentives for applying MFMs. Unfortunately, we found that it is often difficult to tell from a paper how useful MFM implementation was. An example of a good savings report is Padrón et al., 2016 [139], where cost, savings and accuracy information was clearly stated. We think that a clear report of the cost, savings and accuracy will allow future MFM users to make a clear decision on their application in their own research. **Table 8** shows the suggested information that authors should include when they present work on MFM. The data is extracted from Padrón et al., 2016 where an airfoil was optimized using computational fluid

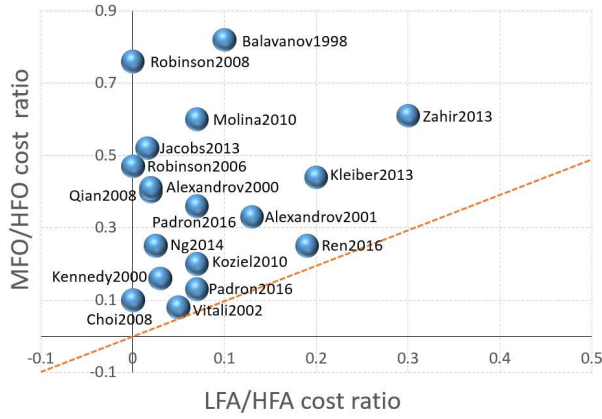


Fig. 10: Cost ratio between a single analysis of the LFM (LFA) and a single analysis of the HFM (HFA) vs. cost ratio between the optimization process using an MFSM (MFO) and the optimization process using an HFM (HFO)

dynamics (CFD) RANS as HFM and CFD Euler as LFM. The SM used here is stochastic polynomial chaos expansion and the models are combined through additive correction.

In addition, it would be informative to also include the accuracy of LFMs,

Property	Value	Comments
Cost LF/HF	0.07	LF= Euler, HF= RANS
Error LF/HF	0.18	-
Cost MF/HF	0.13	MF= 1 HF + 17 LF
Error MF/HF	0.05	-

Table 8: Padrón et al., 2016 [139] cost, savings and accuracy report as a model for authors

HFM and MFMs obtained at the same computational cost and the cost of the HFM and MFMs obtained for the same accuracy, if possible. This is done, for example, by Peherstrofer et al., 2016b [142] where in order to account for accuracy in the calculation of the quantity of interest, a plot is presented giving the RSME as a function of the number of samples used. This answers the question of how accurate is the MFM compared with LFMs and HFMs at the

same computational cost. Also, they included a second plot reporting time savings for multiple samples options. This answers the question of what are the savings associated with the implementation of MFMS compared with the HFMS for the same accuracy.

7 Concluding remarks

The fact that multi-fidelity models (MFMs) are not attached to a certain discipline or science allows their constant improvement and change. In this paper, we reviewed the state-of-art in MFMs summarizing their most remarkable features. MFMs are widely used in optimization (about 70%) compared to other applications and this has not changed through the years although we expect an increase in uncertainty quantification applications due to their recent emergence.

We divided MFMs management strategies into multi-fidelity surrogate models (MFMSs) and multi-fidelity hierarchical models (MFHMs). MFMSs are the most popular and they are used in 67% of the papers reviewed.

During the last decade of the 20th century, MFMs became popular and the simple deterministic methods (DMs) were the favorite. These days deterministic methods (DMs) are being replaced by non-deterministic methods (NDMs) where the complexity is increased but the uncertainty distribution in the data is included.

Although during the last century the most common surrogate model (SM) used to build MFMSs was response surface models, currently, it is being replaced by Kriging-like surrogates including stochastic uncertainty structures. In the past, the types of fidelities used mainly were related with finer or coarser discretization while nowadays the change in physical models also plays an important role.

We could not find a clear relationship between *low-fidelity analysis/high-fidelity analysis cost ratio* and *multi-fidelity optimization/high-fidelity optimization cost ratio*, concluding that optimization savings can be highly problem dependent and that very inexpensive models may be less accurate.

We recommend authors of MFM papers to report the cost, savings and accuracy between the MFMs and the other models involved. Sometimes this information is included but not clearly presented preventing the reader to realize the advantages/disadvantages of using MFMs. Therefore it would be very helpful for authors to include a table with the following information if available:

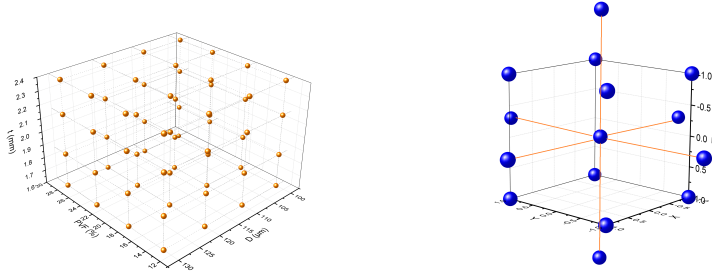
-
- **Basic information**
 1. A distinction between low-fidelity models (LFMs) and high-fidelity models (HFMs), if possible
 2. The SMs employed, if any
 3. The method or process used to combine fidelities
 - **Cost**
 4. Cost of LFMs in comparison with HFMs
 5. Cost of MFM in comparison with HFMs
 6. Accuracy of HFMs, LFMs, and MFM at the same cost
 7. Cost of HFMs and MFM for the same accuracy
 - **Is it worth the effort?**
 8. Cost of LFSMs in comparison with the LFMs (if surrogate is constructed)
 9. Cost of HFSMs in comparison with the HFMs (if surrogate is constructed)
 10. Time/resources invested in the construction of the MFM

Appendices

A Strategies for multi-fidelity surrogate models (MFSMs) design of experiment (DOE)

Building surrogate models (SMs) requires a sampling strategy for the generation of a representative group of sample points. Sampling strategies are also related to the accuracy that the SM will achieve, see Dribusch et al., 2010 [44]. The simplest sampling methods are grid based, such as full factorial design (FFD) where each variable (factor) is sampled at a fixed number of levels. This method is used for low dimensional problems (usually less than three variables), see **Figure 11a**, and its application can be seen in Fernández-Godino et al., 2016 [51]. Central composite design (CCD) method takes the two level FFD and adds to it the minimum number of points needed to provide three levels of each variable so that a quadratic polynomial can be fitted. It is often used when the number of design variables is between three and six, see **Figure 11b**. For higher dimension problems only a subset of the vertices of the CCD are used in the so-called small composite design (SCD, Myers and Montgomery, 1995, pp. 351-355 [131]). FFD, CCD, and SCD are not flexible in the number of sampling points and domain shape.

Designs of experiments (DOEs) that allow any number of samples are usually based on an optimality criterion. For example, in D-optimal design [42] a subset of a grid in any domain shape is selected by minimizing the determinant of the Fisher information matrix [126]. This reduces the effect of noise on the fitted polynomial leading to most of the points being at the boundary of the domain. **Figure 12** shows the application of D-optimal criterion in a nested



(a) Full factorial design (FFD) with 3 factors and 4 levels (b) Central Composite design (CCD) with 3 factors and 5 levels

Fig. 11: FFD and CCD sampling strategies

sampling design for multi-fidelity models (MFMs).

Space filling methods that spread the points more uniformly in the domain are more popular when the noise in the data is not an issue. When that is the case, the best method is to sample near the domain boundaries using an optimality criterion method. Space filling methods include Monte Carlo and Latin hypercube sampling (LHS). The most common flavor of LHS attempts to maximize the minimum distance between points, also known as maximin [80] criterion, in order to promote uniformity.

When it comes to MFMSs, there is the additional issue of the relation between the low-fidelity models (LFMs) and high-fidelity models (HFMs) sampling points. Nested design sampling strategy generates HFM points as a subset of LFM points or LFM points as a superset of HFM points. It was initially developed as a space filling method for generating additional data sets to complement the existing one using a criterion. For example Jin et al., 2005 [79] use three optimality criterion, maximin distance criterion, entropy criterion and centered L_2 discrepancy criterion.

The union of the original sampling points and the additional ones becomes the sampling points for an LFMS and the additional subset is used for the HFMS [141]. Haaland and Quian, 2010 [68] propose nested design sampling for categorical and mixed factors. Zheng et al., 2015 [200] compared nested and non-nested design sampling to explore their respective effects on modeling accuracy.

Having HFM points as a subset of LFM points makes the parameter estimation easier for discrepancy function based methods. If they are not a subset, the parameter estimation of the discrepancy function becomes dependent on the LFMS parameter determination. For instance, co-Kriging method models

uncertainties using Gaussian process (GP) for both the LFSM and the discrepancy function. If the DOE satisfies the nested sampling condition parameters of each GP model can be estimated separately. Nevertheless, it is not valid for every MFSM method and, for example, sampling points for Bayesian calibration cannot satisfy the nested condition. However, if we only consider the use of MFSMs for combining computer simulation results, we can control the input settings of simulations and therefore satisfy the nested condition.

Nested designs have multiple choices, one method is to first generate the LFM DOE and then select a subset using some criterion. This method is used in Balabanov et al., 1998 [12] where they generated 2107 points in 29-dimensional space using SCD for the LFM sampling points and then selected 101 sampling points using D-optimality criterion. It is also possible to take the opposite method and generate LFM points as a superset of the HFM points.

Le Gratiet, 2013 [109] generated independently the LFM and HFM sam-

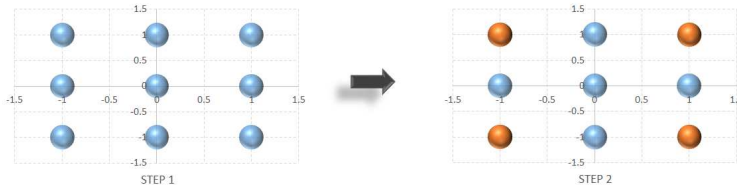


Fig. 12: Nested sampling design. Low-fidelity model (LFM) points (blue bubbles) are placed first and then, using D-optimal design, the high-fidelity model (HFM) ones (orange bubbles) are selected

pling points and then the LFM nearest point to each HFM point is moved on top of their corresponding *nearest neighbor*, as illustrated in **Figure 13**. This method is usually called *nearest neighbor sampling*.

Adaptive sampling methods are SM strategies used to reduce the number of simulations required to construct a model to a specified accuracy using effective interpolation and sampling methods. These methods are widely applied nowadays and different ones can be found in the literature. In particular, Mackman et al. 2013 [118] compared two adaptive sampling strategies for generating SMs based on Kriging and radial basis function interpolation. They found that both perform better than traditional space filling methods.

It has recently become popular to use LFMs and reduced order methods (ROMs) in local searches of parameter space for optimal placement of new design points as we can see in Robinson et al., 2006 [155], and Raissi and Seshaiyer, 2014 [148].

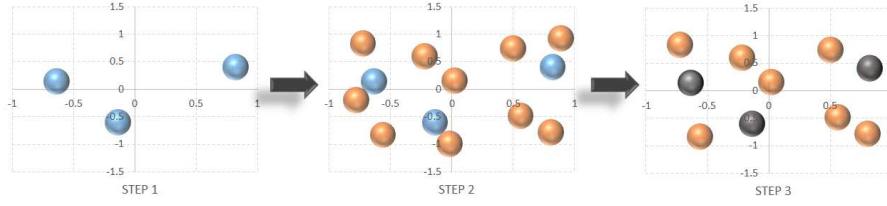


Fig. 13: Nearest neighbor sampling. High-fidelity model (HFM) points (blue bubbles) and low-fidelity model (LFM) points (orange bubbles) are sampled independently, then the LFM nearest neighbor point to each HFM point is moved on top of it (black bubbles)

B Surrogate models (SM)

Surrogate models (SMs) are approximations that are fit to the available data and make a functional relationship between input variables and the output quantity of interest. SMs are widely applied in multi-fidelity models (MFMs). Sometimes they are constructed for each fidelity separately in a multi-fidelity hierarchical model (MFHM) method, for example in Nelson et al., 2007 [134], and Koziel and Leifsson, 2013 [99]. Here the MFM method is the efficient manner that these SMs are constructed and/or applied in order to obtain worthy savings. Alternatively, the information of different types of fidelities can be included in a single surrogate in a method that we called multi-fidelity surrogate model (MFSM), for example in Giunta et al, 1995 [63], Qian et al., 2008 [145], and Padrón et al., 2016 [139].

Most SMs are algebraic models that approximate the response of a system based on fitting a limited set of computationally expensive simulations in order to predict a quantity of interest. The accuracy of an SM is also determined by the design of experiment (DOE) used to select the data points, the size of the domain of interest, the simulation accuracy at the data points and the number of samples available to construct the SM [164].

Peherstorfer et al., 2016a [143] include a complete section of projection-based models and data-fit models where the reader can extend the information included in this appendix.

Response surface models (RSMs) are the oldest and they may still be the most widely used form of SM in engineering design. RSMs are fitted by linear regression combining simplicity and low cost as it only requires the solution of a set of linear algebraic equations. RSM assumes that the functional behavior (e.g. a second order polynomial) is correct but the data points response has noise. In MFM context, RSMs can be found in an outstanding number of papers, just to cite some of them, Chang et al., 1993 [31], Burgee et al.,

1994 [27], Venkatarman et al., 1998 [179], Balabanov et al., 1998 [12], Balabanov et al., 1999 [13], Mason et al., 1998 [124], Vitali et al., 1998 [182], Knill et al., 1999 [93], Vitali et al., 2002 [183], Umakant et al., 2004 [176], Venkatarman et al., 2006 [178], Choi et al., 2008 [36], Sharma et al., 2008 [162], Sharma et al., 2009 [163], Sun et al., 2010 [166], Goldsmith et al., 2011 [67] and Chen et al., 2015 [33].

Polynomial chaos expansion (PCE) became popular in the 21st century for the analysis of aleatory uncertainties using probabilistic methods in uncertainty quantification (UQ) [60] [161] [190] and in this review is included as an RSM. In PCE, the statistics of the outputs is approximated constructing a polynomial function that maps the uncertain inputs to the outputs of interest. The chaos coefficients are estimated by projecting the system onto a set of basis functions (Hermite, Legendre, Jacobi, etc.). In MFM context, PCE applications can be found, for example, in Eldred, 2009 [50], Ng and Eldred, 2012 [135], Padrón et al., 2014 [140], Padrón et al., 2016 [139] and Absi and Mahadevan, 2016 [1].

With increasing computer power, more expensive SMs have been developed, which work better for highly non-linear, multi-modal functions. These include Kriging, artificial neural networks (ANNs), moving least squares (MLS) and support vector regression (SVR).

Kriging SM estimates the value of a function as the sum of a trend function (e.g. polynomial) representing low-frequency variation, and a systematic departure representing high-frequency variation components [146]. Unlike RSM, Kriging assumes that the data points response is correct but the functional behavior is uncertain. Kriging has become a very popular surrogate, in general, but even more so for MFSM applications. This may reflect the fact that it has an uncertainty structure that lends itself to probabilistic MFSM, as was shown in **Section 5**. Applications of Kriging methods in MFM context can be found in Leary et al., 2003 [113], Forrester et al., 2007 [57], Goh et al., 2013 [65], Biehler et al., Huang et al., 2013 [76], 2014 [21] and Fidkowski et al., 2014 [52].

Co-Kriging [132] [41], the extension of Kriging including multi-fidelity analysis (MFA), is treated as a method to combine different types of fidelities that allow the construction of an approximation of HFMs improved by data from low-fidelity models (LFMs). Applications of co-Kriging method can be found in Chung and Alonso, 2002 [39], Forrester et al., 2008 [54], Yamazaki et al., 2010 [191] and Han et al., 2013 [72]. Laurence and Sagaut, 2008 [106] compared Kriging and co-Kriging performance.

Artificial neural networks (ANNs) basically consist of artificial neurons that compute a weighted sum of inputs and a saturation function, like a sigmoid, then computes the output of the artificial neuron. An example of ANNs application in MFM can be found in Minisci and Vasile, 2013 [128] where it is used

during the optimization process to correct the aerodynamic forces in the simplified LFM using a computational fluid dynamics (CFD) HFM model. The LFM is used to generate samples globally over the range of the design parameters, while the HFM is used to locally refine the ANN SM in later stages of the optimization.

Another well-known SM is moving least squares (MLS) surrogate, which was introduced by Lancaster and Salkauskas, 1981 [105] and was extensively discussed in Levin, 1998 [117]. MLS is an improvement of the weighted least-squares method (WLS) proposed by Aitken, 1935 [2]. WLS recognizes that all design points may not be equally important in estimating the polynomial coefficients. A WLS model is still a straightforward polynomial, but with the fit biased towards points with a higher weighting. In an MLS model, the weightings are varied depending upon the distance between the point to be predicted and each observed data point. Examples of its implementation in MFM can be seen in Toropov et al., 1999 [173], Zadeh et al., 2002 [194], Zadeh et al., 2005 [195], Berci et al., 2011 [20] and Sun et al., 2011 [167].

Traditional SMs predict scalar responses. Some nontraditional SMs such as proper orthogonal decomposition (POD) based SM are used to obtain the entire solution field to a partial differential equation (PDE). Toal, 2014 [169], Roderick et al., 2014 [158] and Mifsud et al., 2016 [127] explore MFM POD method in Fluid Mechanics.

Acknowledgements This work is supported by the Center for Compressible Multiphase Turbulence, the U.S. Department of Energy, National Nuclear Security Administration, Advanced Simulation and Computing Program, as a Cooperative Agreement under the Predictive Science Academic Alliance Program, under Contract No. DE-NA0002378.

The authors of this work would like to thank all the cited authors who contributed to make sure their papers are correctly included in this review.

We would like to thank our colleague Frederick Ouellet for his valuable suggestions and assistance in the final stages of the setting up of this document.

References

1. Absi, G. N. and Mahadevan, S. (2016). Multi-fidelity approach to dynamics model calibration. *Mechanical Systems and Signal Processing*, 68:189–206.
2. Aitken, A. C. (1936). On least squares and linear combination of observations. *Proceedings of the Royal Society of Edinburgh*, 55:42–48.
3. Alexandrov, N., Nielsen, E., Lewis, R., and Anderson, W. (2000). First-order model management with variable-fidelity physics applied to multi-element airfoil optimization. *AIAA paper*, 4886:2000.

4. Alexandrov, N. M., Dennis, J., Lewis, R. M., and Torczon, V. (1998). A trust-region framework for managing the use of approximation models in optimization. *Structural and Multidisciplinary Optimization*, 15(1):16–23.
5. Alexandrov, N. M., Lewis, R. M., Gumbert, C. R., Green, L. L., and Newman, P. A. (2001). Approximation and model management in aerodynamic optimization with variable-fidelity models. *Journal of Aircraft*, 38(6):1093–1101.
6. Allaire, D., Kordonowy, D., Lecerf, M., Mainini, L., and Willcox, K. (2014). Multifidelity DDDAS methods with application to a self-aware aerospace vehicle. *Procedia Computer Science*, 29:1182–1192.
7. Allaire, D. and Willcox, K. (2014). A mathematical and computational framework for multifidelity design and analysis with computer models. *International Journal for Uncertainty Quantification*, 4(1).
8. Allaire, D. L., Willcox, K. E., and Toupet, O. (2010). A bayesian-based approach to multifidelity multidisciplinary design optimization. In *13th AIAA/ISSMO Multidisciplinary Analysis and Optimization Conference*.
9. Bahrami, S., Tribes, C., Devals, C., Vu, T., and Guibault, F. (2016). Multifidelity shape optimization of hydraulic turbine runner blades using a multi-objective mesh adaptive direct search algorithm. *Applied Mathematical Modelling*, 40(2):1650–1668.
10. Bakr, M. H., Bandler, J. W., Biernacki, R. M., Chen, S. H., and Madsen, K. (1998). A trust region aggressive space mapping algorithm for em optimization. *IEEE Transactions on Microwave Theory and Techniques*, 46(12):2412–2425.
11. Bakr, M. H., Bandler, J. W., Ismail, M. A., Rayas-Sánchez, J. E., and Zhang, Q. J. (2000). Neural space mapping em optimization of microwave structures. In *IEEE MTT-S International Microwave Symposium Digest*, volume 2, pages 879–882.
12. Balabanov, V., Haftka, R. T., Grossman, B., Mason, W. H., and Watson, L. T. (1998). Multifidelity response surface model for HSCT wing bending material weight. In *Proc. 7th. AIAA/USAF/NASA/ISSMO Symposium on Multidisciplinary Analysis and Optimization*, pages 2–4.
13. Balabanov, V. O., Giunta, A. A., Golovidov, O., Grossman, B., Mason, W. H., Watson, L. T., and Haftka, R. T. (1999). Reasonable design space approach to response surface approximation. *Journal of Aircraft*, 36(1):308–315.
14. Bandler, J. (2013). Have you ever wondered about the engineer’s mysterious ‘feel’ for a problem? *IEEE Canadian Rev*, (70):50–60.
15. Bandler, J. W., Biernacki, R. M., Chen, S. H., Grobelny, P. A., and Hemmers, R. H. (1994). Space mapping technique for electromagnetic optimization. *IEEE Transactions on Microwave Theory and Techniques*, 42(12):2536–2544.
16. Bandler, J. W., Biernacki, R. M., Chen, S. H., Hemmers, R. H., and Madsen, K. (1995). Electromagnetic optimization exploiting aggressive space mapping. *IEEE Transactions on Microwave Theory and Techniques*, 43(12):2874–2882.

17. Bandler, J. W., Cheng, Q. S., Dakroury, S., Mohamed, A. S., Bakr, M. H., Madsen, K., Søndergaard, J., et al. (2004a). Space mapping: the state of the art. *Microwave Theory and Techniques, IEEE Transactions on*, 52(1):337–361.
18. Bandler, J. W., Cheng, Q. S., Nikolova, N. K., and Ismail, M. A. (2004b). Implicit space mapping optimization exploiting preassigned parameters. *IEEE Transactions on Microwave Theory and Techniques*, 52(1):378–385.
19. Bayarri, M. J., Berger, J. O., Paulo, R., Sacks, J., Cafeo, J. A., Cavendish, J., Lin, C.-H., and Tu, J. (2007). A framework for validation of computer models. *Technometrics*, 49(2):138–154.
20. Berci, M., Gaskell, P., Hewson, R., and Toropov, V. (2011). Multifidelity metamodel building as a route to aeroelastic optimization of flexible wings. *Proceedings of the Institution of Mechanical Engineers, Part C: Journal of Mechanical Engineering Science*, 225(9):2115–2137.
21. Biehler, J., Gee, M. W., and Wall, W. A. (2015). Towards efficient uncertainty quantification in complex and large-scale biomechanical problems based on a Bayesian multi-fidelity scheme. *Biomechanics and modeling in mechanobiology*, 14(3):489–513.
22. Böhnke, D., Jepsen, J., Pfeiffer, T., Nagel, B., Gollnick, V., and Liersch, C. (2011a). An integrated method for determination of the oswald factor in a multi-fidelity design environment. In *3rd CEAS Air & Space Conference, Venice, Italy*.
23. Böhnke, D., Nagel, B., and Gollnick, V. (2011b). An approach to multi-fidelity in conceptual aircraft design in distributed design environments. In *Aerospace Conference, 2011 IEEE*, pages 1–10. IEEE.
24. Bradley, P. J. (2013). A multi-fidelity based adaptive sampling optimisation approach for the rapid design of double-negative metamaterials. *Progress In Electromagnetics Research B*, 55:87–114.
25. Brooks, C. J., Forrester, A., Keane, A., and Shahpar, S. (2011). Multi-fidelity design optimisation of a transonic compressor rotor. In *9th European Conference on Turbomachinery Fluid Dynamics and Thermodynamics, Istanbul, Turkey*.
26. Burgee, S., Giunta, A. A., Balabanov, V., Grossman, B., Mason, W. H., Narducci, R., Haftka, R. T., and Watson, L. T. (1996). A coarse-grained parallel variable-complexity multidisciplinary optimization paradigm. *International Journal of High Performance Computing Applications*, 10(4):269–299.
27. Burgee, S. L., Watson, L. T., Giunta, A., Grossman, B., Haftka, R. T., Mason, W. H., et al. (1994). Parallel multipoint variable-complexity approximations for multidisciplinary optimization. In *Scalable High-Performance Computing Conference, 1994., Proceedings of the*, pages 734–740. IEEE.
28. Burton, S. and Hajela, P. (2003). A variable-complexity approach to second-order reliability-based optimization. *Structural and Multidisciplinary Optimization*, 25(4):237–250.
29. Castro, J. P. J., Gray, G. A., Hough, P. D., and Giunta, A. A. (2005). Developing a computationally efficient dynamic multilevel hybrid optimization

- scheme using multifidelity model interactions. Technical report, SAND2005-7498, Sandia National Laboratories. Albuquerque, NM.
30. Celik, N., Lee, S., Vasudevan, K., and Son, Y.-J. (2010). DDDAS-based multi-fidelity simulation framework for supply chain systems. *IIE Transactions*, 42(5):325–341.
 31. Chang, K. J., Haftka, R. T., Giles, G. L., and Kao, I.-J. (1993). Sensitivity-based scaling for approximating structural response. *Journal of Aircraft*, 30(2):283–288.
 32. Chaudhuri, A. and Willcox, K. (2016). Multifidelity uncertainty propagation in coupled multidisciplinary systems. In *18th AIAA Non-Deterministic Approaches Conference*, page 1442.
 33. Chen, R., Xu, J., Zhang, S., Chen, C.-H., and Lee, L. H. (2015). An effective learning procedure for multi-fidelity simulation optimization with ordinal transformation. In *Automation Science and Engineering (CASE), 2015 IEEE International Conference on*, pages 702–707. IEEE.
 34. Choi, S., Alonso, J., and Kroo, I. (2005). Multi-fidelity design optimization studies for supersonic jets using surrogate management frame method. In *23rd AIAA Applied Aerodynamics Conference*, page 5077.
 35. Choi, S., Alonso, J. J., Kroo, I. M., and Wintzer, M. (1997). Multi-fidelity design optimization of low-boom supersonic business multi-fidelity design optimization of low-boom supersonic business jets. In *Proceedings of the 10th AIAA/ISSMO Multidisciplinary Analysis and Optimization Conference, No. AIAA 2004-4371 in AIAA Paper, 2004. 14 of 15 American Institute of Aeronautics and Astronautics*. Citeseer.
 36. Choi, S., Alonso, J. J., Kroo, I. M., and Wintzer, M. (2008). Multifidelity design optimization of low-boom supersonic jets. *Journal of Aircraft*, 45(1):106–118.
 37. Christen, J. A. and Fox, C. (2005). Markov chain monte carlo using an approximation. *Journal of Computational and Graphical statistics*, 14(4):795–810.
 38. Christensen, D. E. (2012). *Multifidelity methods for multidisciplinary design under uncertainty*. PhD thesis, Massachusetts Institute of Technology.
 39. Chung, H. S. and Alonso, J. (2002). Design of a low-boom supersonic business jet using cokriging approximation models. In *9th AIAA/ISSMO Symposium on Multidisciplinary Analysis and Optimization*, page 5598.
 40. Coppe, A., Pais, M. J., Haftka, R. T., and Kim, N. H. (2012). Using a simple crack growth model in predicting remaining useful life. *Journal of Aircraft*, 49(6):1965–1973.
 41. Cressie, N. (1993). *Statistics for Spatial Data: Wiley Series in Probability and Statistics*. Wiley: New York, NY, USA.
 42. de Aguiar, P. F., Bourguignon, B., Khots, M., Massart, D., and Phan-Thau-Luu, R. (1995). D-optimal designs. *Chemometrics and Intelligent Laboratory Systems*, 30(2):199–210.
 43. DeBlois, A. and Abdo, M. (2010). Multi-fidelity multidisciplinary design optimization of metallic and composite regional and business jets. *AIAA Paper*, 9191:2011.

44. Dribusch, C., Missoum, S., and Beran, P. (2010). A multifidelity approach for the construction of explicit decision boundaries: application to aeroelasticity. *Structural and Multidisciplinary Optimization*, 42(5):693–705.
45. Drissaoui, A., Lanteri, S., L  v  que, P., Musy, F., Nicolas, L., Perrussel, R., and Voyer, D. (2012). A stochastic collocation method combined with a reduced basis method to compute uncertainties in numerical dosimetry. *IEEE Transactions on Magnetics*, 48(2):pp–563.
46. Dufresne, S., Johnson, C., and Mavris, D. N. (2008). Variable fidelity conceptual design environment for revolutionary unmanned aerial vehicles. *Journal of Aircraft*, 45(4):1405–1418.
47. Eby, D., Averill, R., Punch III, W. F., and Goodman, E. D. (1998). Evaluation of injection island GA performance on flywheel design optimisation. In *Adaptive Computing in Design and Manufacture*, pages 121–136. Springer.
48. Eldred, M. and Dunlavy, D. (2006). Formulations for surrogate-based optimization with data fit, multifidelity, and reduced-order models. In *Proceedings of the 11th AIAA/ISSMO Multidisciplinary Analysis and Optimization Conference, number AIAA-2006-7117, Portsmouth, VA*, volume 199.
49. Eldred, M., Giunta, A., and Collis, S. (2004). Second-order corrections for surrogate-based optimization with model hierarchies. In *10th AIAA/ISSMO Multidisciplinary Analysis and Optimization Conference*, page 4457.
50. Eldred, M. S. (2009). Recent advances in non-intrusive polynomial chaos and stochastic collocation methods for uncertainty analysis and design. *AIAA Paper*, 2274(2009):37.
51. Fern  ndez-Godino, M. G., Diggs, A., Park, C., Kim, N. H., and Haftka, R. T. (2016). Anomaly detection using groups of simulations. In *18th AIAA Non-Deterministic Approaches Conference*, page 1195.
52. Fidkowski, K. (2014). Quantifying uncertainties in radiation hydrodynamics models. *Ann Arbor*, 1001:48109.
53. Fischer, C. C., Grandhi, R. V., and Beran, P. S. (2017). Bayesian low-fidelity correction approach to multi-fidelity aerospace design. In *58th AIAA/ASCE/AHS/ASC Structures, Structural Dynamics, and Materials Conference*, page 0133.
54. Forrester, A., Sobester, A., and Keane, A. (2008). *Engineering design via surrogate modelling: a practical guide*. John Wiley & Sons.
55. Forrester, A. I. (2010). Black-box calibration for complex-system simulation. *Philosophical Transactions of the Royal Society of London A: Mathematical, Physical and Engineering Sciences*, 368(1924):3567–3579.
56. Forrester, A. I., Bressloff, N. W., and Keane, A. J. (2006). Optimization using surrogate models and partially converged computational fluid dynamics simulations. *Proceedings of the Royal Society of London A: Mathematical, Physical and Engineering Sciences*, 462(2071):2177–2204.
57. Forrester, A. I., S  bester, A., and Keane, A. J. (2007). Multi-fidelity optimization via surrogate modelling. *Proceedings of the Royal Society of London A: Mathematical, Physical and Engineering Sciences*, 463(2088):3251–3269.
58. Gano, S. E., Renaud, J. E., and Sanders, B. (2005). Hybrid variable fidelity optimization by using a kriging-based scaling function. *Aiaa Journal*,

- 43(11):2422–2433.
59. Geiselhart, K. A., Ozoroski, L. P., Fenbert, J. W., Shields, E. W., and Li, W. (2011). Integration of multifidelity multidisciplinary computer codes for design and analysis of supersonic aircraft. In *49th AIAA Aerospace Sciences Meeting Including the New Horizons Forum and Aerospace Exposition, Orlando, FL, AIAA Paper*, number 2011-465.
 60. Ghanem, R. and Spanos, P. D. (1990). Polynomial chaos in stochastic finite elements. *Journal of Applied Mechanics*, 57(1):197–202.
 61. Ghoman, S. S., Kapania, R. K., Chen, P., Sarhaddi, D., and Lee, D. (2012). Multifidelity, multistrategy, and multidisciplinary design optimization environment. *Journal of Aircraft*, 49(5):1255–1270.
 62. Ghoreyshi, M., Badcock, K., and Woodgate, M. (2008). Integration of multi-fidelity methods for generating an aerodynamic model for flight simulation. In *46th AIAA Aerospace Sciences Meeting and Exhibit, AIAA*, pages 200–197.
 63. Giunta, A. A., Narducci, R., Burgee, S., Grossman, B., Mason, W. H., Watson, L. T., and Haftka, R. T. (1995). Variable-complexity response surface aerodynamic design of an HSCT wing. In *Proceedings of the 13th AIAA Applied Aerodynamics Conference*, pages 994–1002.
 64. Goel, T., Haftka, R. T., and Shyy, W. (2009). Comparing error estimation measures for polynomial and kriging approximation of noise-free functions. *Structural and Multidisciplinary Optimization*, 38(5):429.
 65. Goh, J., Bingham, D., Holloway, J. P., Grosskopf, M. J., Kuranz, C. C., and Rutter, E. (2013). Prediction and computer model calibration using outputs from multifidelity simulators. *Technometrics*, 55(4):501–512.
 66. Goldfeld, Y., Vervenne, K., Arbocz, J., and Van Keulen, F. (2005). Multifidelity optimization of laminated conical shells for buckling. *Structural and Multidisciplinary Optimization*, 30(2):128–141.
 67. Goldsmith, M., Sankar, B., Haftka, R., and Goldberg, R. (2011). Effects of microstructural variability on the mechanical properties of ceramic matrix composites. *American Society for composites 26th technical conference*.
 68. Haaland, B. and Qian, P. Z. (2010). An approach to constructing nested space-filling designs for multi-fidelity computer experiments. *Statistica Sinica*, 20(3):1063.
 69. Haftka, R. T. (1991). Combining global and local approximations. *AIAA journal*, 29(9):1523–1525.
 70. Hammersley, J. (2013). *Monte carlo methods*. Springer Science & Business Media.
 71. Han, Z., Zimmerman, R., and Görtz, S. (2012). Alternative cokriging method for variable-fidelity surrogate modeling. *AIAA journal*, 50(5):1205–1210.
 72. Han, Z.-H., Görtz, S., and Zimmermann, R. (2013). Improving variable-fidelity surrogate modeling via gradient-enhanced kriging and a generalized hybrid bridge function. *Aerospace Science and Technology*, 25(1):177–189.
 73. Hevesi, J. A., Istok, J. D., and Flint, A. L. (1992). Precipitation estimation in mountainous terrain using multivariate geostatistics. Part I: structural

-
- analysis. *Journal of applied meteorology*, 31(7):661–676.
74. Higdon, D., Kennedy, M., Cavendish, J. C., Cafeo, J. A., and Ryne, R. D. (2004). Combining field data and computer simulations for calibration and prediction. *SIAM Journal on Scientific Computing*, 26(2):448–466.
 75. Huang, D., Allen, T., Notz, W., and Miller, R. (2006). Sequential kriging optimization using multiple-fidelity evaluations. *Structural and Multidisciplinary Optimization*, 32(5):369–382.
 76. Huang, L., Gao, Z., and Zhang, D. (2013). Research on multi-fidelity aerodynamic optimization methods. *Chinese Journal of Aeronautics*, 26(2):279–286.
 77. Hutchison, M., Unger, E., Mason, W., Grossman, B., and Haftka, R. (1994). Variable-complexity aerodynamic optimization of a high-speed civil transport wing. *Journal of Aircraft*, 31(1):110–116.
 78. Jacobs, J., Koziel, S., and Ogurtsov, S. (2013). Computationally efficient multi-fidelity Bayesian support vector regression modeling of planar antenna input characteristics. *Antennas and Propagation, IEEE Transactions on*, 61(2):980–984.
 79. Jin, R., Chen, W., and Sudjianto, A. (2005). An efficient algorithm for constructing optimal design of computer experiments. *Journal of Statistical Planning and Inference*, 134(1):268–287.
 80. Johnson, M. E., Moore, L. M., and Ylvisaker, D. (1990). Minimax and maximin distance designs. *Journal of statistical planning and inference*, 26(2):131–148.
 81. Joly, M. M., Verstraete, T., and Paniagua, G. (2014). Integrated multifidelity, multidisciplinary evolutionary design optimization of counterrotating compressors. *Integrated Computer-Aided Engineering*, 21(3):249–261.
 82. Jonsson, I. M., Leifsson, L., Koziel, S., Tesfahunegn, Y. A., and Bekasiewicz, A. (2015). Shape optimization of trawl-doors using variable-fidelity models and space mapping. *Procedia Computer Science*, 51:905–913.
 83. Kalivarapu, V. and Winer, E. (2008). A multi-fidelity software framework for interactive modeling of advective and diffusive contaminant transport in groundwater. *Environmental Modelling & Software*, 23(12):1370–1383.
 84. Kandasamy, M., Peri, D., Ooi, S. K., Carrica, P., Stern, F., Campana, E. F., Osborne, P., Cote, J., Macdonald, N., and de Waal, N. (2011). Multi-fidelity optimization of a high-speed foil-assisted semi-planing catamaran for low wake. *Journal of marine science and technology*, 16(2):143–156.
 85. Kaufman, M., Balabanov, V., Giunta, A., Grossman, B., Mason, W., Burgee, S., Haftka, R., and Watson, L. T. (1996). Variable-complexity response surface approximations for wing structural weight in HSCT design. *Computational Mechanics*, 18(2):112–126.
 86. Kaveh, A. and Talatahari, S. (2010). A novel heuristic optimization method: charged system search. *Acta Mechanica*, 213(3):267–289.
 87. Keane, A. J. (2012). Cokriging for robust design optimization. *AIAA journal*, 50(11):2351–2364.
 88. Kennedy, M. C. and O’Hagan, A. (2000). Predicting the output from a complex computer code when fast approximations are available. *Biometrika*,

- 87(1):1–13.
89. Kennedy, M. C. and O’Hagan, A. (2001). Bayesian calibration of computer models. *Journal of the Royal Statistical Society. Series B, Statistical Methodology*, pages 425–464.
90. Kim, H. S., Koc, M., and Ni, J. (2007). A hybrid multi-fidelity approach to the optimal design of warm forming processes using a knowledge-based artificial neural network. *International Journal of Machine Tools and Manufacture*, 47(2):211–222.
91. Kleiber, W., Sain, S. R., Heaton, M. J., Wiltberger, M., Reese, C. S., Bingham, D., et al. (2013). Parameter tuning for a multi-fidelity dynamical model of the magnetosphere. *The Annals of Applied Statistics*, 7(3):1286–1310.
92. Kleijnen, J. P. (2009). Kriging metamodeling in simulation: A review. *European Journal of Operational Research*, 192(3):707–716.
93. Knill, D. L., Giunta, A. A., Baker, C. A., Grossman, B., Mason, W. H., Haftka, R. T., and Watson, L. T. (1999). Response surface models combining linear and Euler aerodynamics for supersonic transport design. *Journal of Aircraft*, 36(1):75–86.
94. Kosonen, R. and Shemeikka, J. (1997). The use of a simple simulation tool for energy analysis. *VTT Building Technology*.
95. Koutsourelakis, P.-S. (2009). Accurate uncertainty quantification using inaccurate computational models. *SIAM Journal on Scientific Computing*, 31(5):3274–3300.
96. Koyuncu, N., Lee, S., Vasudevan, K. K., Son, Y.-J., and Sarfare, P. (2007). DDDAS-based multi-fidelity simulation for online preventive maintenance scheduling in semiconductor supply chain. In *Simulation Conference, 2007 Winter*, pages 1915–1923. IEEE.
97. Koziel, S. (2010). Multi-fidelity multi-grid design optimization of planar microwave structures with sonnet. *International Review of Progress in Applied Computational Electromagnetics*, pages 26–29.
98. Koziel, S. and Leifsson, L. (2012). Knowledge-based airfoil shape optimization using space mapping. In *30th AIAA Applied Aerodynamics Conference, New Orleans, Louisiana*, pages 25–28.
99. Koziel, S. and Leifsson, L. (2013). Multi-level CFD-based airfoil shape optimization with automated low-fidelity model selection. *Procedia Computer Science*, 18:889–898.
100. Koziel, S., Meng, J., Bandler, J. W., Bakr, M. H., and Cheng, Q. S. (2009). Accelerated microwave design optimization with tuning space mapping. *IEEE Transactions on Microwave Theory and Techniques*, 57(2):383–394.
101. Koziel, S. and Ogurtsov, S. (2010). Robust multi-fidelity simulation-driven design optimization of microwave structures. In *Microwave Symposium Digest (MTT), 2010 IEEE MTT-S International*, pages 201–204. IEEE.
102. Koziel, S., Tesfahunegn, Y., Amrit, A., and Leifsson, L. (2016). Rapid multi-objective aerodynamic design using co-kriging and space mapping. In

-
- 57th AIAA/ASCE/AHS/ASC Structures, Structural Dynamics, and Materials Conference*, page 0418.
103. Kroo, I., Willcox, K., March, A., Haas, A., Rajnarayan, D., and Kays, C. (2010). Multifidelity analysis and optimization for supersonic design. Technical report, NASA/CR-2010-216874, NASA.
 104. Kuya, Y., Takeda, K., Zhang, X., and J. Forrester, A. I. (2011). Multifidelity surrogate modeling of experimental and computational aerodynamic data sets. *AIAA journal*, 49(2):289–298.
 105. Lancaster, P. and Salkauskas, K. (1981). Surfaces generated by moving least squares methods. *Mathematics of computation*, 37(155):141–158.
 106. Laurenceau, J. and Sagaut, P. (2008). Building efficient response surfaces of aerodynamic functions with kriging and cokriging. *AIAA journal*, 46(2):498–507.
 107. Lazzara, D. S., Haimes, R., and Willcox, K. (2009). Multifidelity geometry and analysis in aircraft conceptual design. *19th AIAA Computational Fluid Dynamics*, pages 22–25.
 108. Le Gratiet, L. (2013a). Bayesian analysis of hierarchical multifidelity codes. *SIAM/ASA Journal on Uncertainty Quantification*, 1(1):244–269.
 109. Le Gratiet, L. (2013b). *Multi-fidelity Gaussian process regression for computer experiments*. PhD thesis, Université Paris-Diderot-Paris VII.
 110. Le Gratiet, L. and Cannamela, C. (2012). Kriging-based sequential design strategies using fast cross-validation techniques with extensions to multifidelity computer codes. *arXiv preprint arXiv:1210.6187*.
 111. Le Gratiet, L. and Cannamela, C. (2015). Cokriging-based sequential design strategies using fast cross-validation techniques for multifidelity computer codes. *Technometrics*, 57(3):418–427.
 112. Le Gratiet, L., Cannamela, C., and Iooss, B. (2014). A Bayesian approach for global sensitivity analysis of (multifidelity) computer codes. *SIAM/ASA Journal on Uncertainty Quantification*, 2(1):336–363.
 113. Leary, S., Bhaskar, A., and Keane, A. (2003a). Method of generating a multifidelity model of a system. US Patent App. 10/608,042.
 114. Leary, S. J., Bhaskar, A., and Keane, A. J. (2003b). A knowledge-based approach to response surface modelling in multifidelity optimization. *Journal of Global Optimization*, 26(3):297–319.
 115. Lee, S., Kim, T., Jun, S. O., and Yee, K. (2016). Efficiency enhancement of reduced order model using variable fidelity modeling. In *57th AIAA/ASCE/AHS/ASC Structures, Structural Dynamics, and Materials Conference*, page 0465.
 116. Lee, S., Youn, B. D., and Sodano, H. (2008). Computer model calibration and design comparison on piezoelectric energy harvester. In *Proc. 12th AIAA/ISSMO Multidisciplinary Analysis and Optimization Conference (Victoria)*.
 117. Levin, D. (1998). The approximation power of moving least-squares. *Mathematics of Computation of the American Mathematical Society*, 67(224):1517–1531.

118. Mackman, T., Allen, C., Ghoreyshi, M., and Badcock, K. (2013). Comparison of adaptive sampling methods for generation of surrogate aerodynamic models. *AIAA journal*, 51(4):797–808.
119. Madsen, J. I. and Langthjem, M. (2001). Multifidelity response surface approximations for the optimum design of diffuser flows. *Optimization and Engineering*, 2(4):453–468.
120. March, A. and Willcox, K. (2012a). Constrained multifidelity optimization using model calibration. *Structural and Multidisciplinary Optimization*, 46(1):93–109.
121. March, A. and Willcox, K. (2012b). Provably convergent multifidelity optimization algorithm not requiring high-fidelity derivatives. *AIAA journal*, 50(5):1079–1089.
122. March, A., Willcox, K., and Wang, Q. (2011). Gradient-based multifidelity optimisation for aircraft design using Bayesian model calibration. *Aeronautical Journal*, 115(1174):729.
123. Mason, B. H., Haftka, R. T., and Johnson, E. (1994). Analysis and design of composite curved channel frames. *Proc 5th AIAA/USAF/NASA/ISSMO Symp on Multidisciplinary Analysis and Optimization*, pages 1023–1040.
124. Mason, B. H., Haftka, R. T., Johnson, E. R., and Farley, G. L. (1998). Variable complexity design of composite fuselage frames by response surface techniques. *Thin-walled structures*, 32(4):235–261.
125. McFarland, J., Mahadevan, S., Romero, V., and Swiler, L. (2008). Calibration and uncertainty analysis for computer simulations with multivariate output. *AIAA journal*, 46(5):1253–1265.
126. Mentre, F., Mallet, A., and Baccar, D. (1997). Optimal design in random-effects regression models. *Biometrika*, 84(2):429–442.
127. Mifsud, M., MacManus, D., and Shaw, S. (2016). A variable-fidelity aerodynamic model using proper orthogonal decomposition. *International Journal for Numerical Methods in Fluids*, 82(10):646–663.
128. Minisci, E. and Vasile, M. (2013). Robust design of a reentry unmanned space vehicle by multifidelity evolution control. *AIAA journal*, 51(6):1284–1295.
129. Minisci, E., Vasile, M., and Liqiang, H. (2011). Robust multi-fidelity design of a micro re-entry unmanned space vehicle. *Proceedings of the Institution of Mechanical Engineers, Part G: Journal of Aerospace Engineering*, 225(11):1195–1209.
130. Molina-Cristóbal, A., Palmer, P. R., Skinner, B. A., and Parks, G. T. (2010). Multi-fidelity simulation modelling in optimization of a submarine propulsion system. In *Vehicle Power and Propulsion Conference (VPPC), 2010 IEEE*, pages 1–6. IEEE.
131. Montgomery, D. C. and Myers, R. H. (1995). Response surface methodology: process and product optimization using designed experiments. *Raymond H. Meyers and Douglas C. Montgomery. A Wiley-Interscience Publications*.
132. Myers, D. E. (1982). Matrix formulation of co-kriging. *Mathematical Geology*, 14(3):249–257.

133. Narayan, A., Gittelsohn, C., and Xiu, D. (2014). A stochastic collocation algorithm with multifidelity models. *SIAM Journal on Scientific Computing*, 36(2):A495–A521.
134. Nelson, A., Alonso, J. J., and Pulliam, T. H. (2007). Multi-fidelity aerodynamic optimization using treed meta-models. In *25th AIAA Applied Aerodynamics Conference, Miami*, pages 25–28.
135. Ng, L. W. and Eldred, M. (2012). Multifidelity uncertainty quantification using nonintrusive polynomial chaos and stochastic collocation. In *Proceedings of the 14th AIAA Non-Deterministic Approaches Conference, number AIAA-2012-1852, Honolulu, HI*, volume 43.
136. Ng, L. W. and Willcox, K. E. (2014). Multifidelity approaches for optimization under uncertainty. *International Journal for Numerical Methods in Engineering*, 100(10):746–772.
137. Nguyen, N.-V., Choi, S.-M., Kim, W.-S., Lee, J.-W., Kim, S., Neufeld, D., and Byun, Y.-H. (2013). Multidisciplinary unmanned combat air vehicle system design using multi-fidelity model. *Aerospace Science and Technology*, 26(1):200–210.
138. Owen, A. K., Daugherty, A., Garrard, D., Reynolds, H. C., and Wright, R. D. (1998). A parametric starting study of an axial-centrifugal gas turbine engine using a one-dimensional dynamic engine model and comparisons to experimental results: Part 2—simulation calibration and trade-off study. In *ASME 1998 International Gas Turbine and Aeroengine Congress and Exhibition*, pages V002T02A012–V002T02A012. American Society of Mechanical Engineers.
139. Padrón, A. S., Alonso, J. J., and Eldred, M. S. (2016). Multifidelity methods in aerodynamic robust optimization. In *18th AIAA Non-Deterministic Approaches Conference*, page 680.
140. Padrón, A. S., Alonso, J. J., Palacios, F., Barone, M., and Eldred, M. S. (2014). Multi-fidelity uncertainty quantification: Application to a vertical axis wind turbine under an extreme gust. *15th AIAA/ISSMO Multidisciplinary Analysis and Optimization Conference, 16-20 June 2014, Atlanta, GA*.
141. Park, C., Haftka, R. T., and Kim, N. H. (2017). Remarks on multi-fidelity surrogates. *Structural and Multidisciplinary Optimization*, 55:1029–1050.
142. Peherstorfer, B., Cui, T., Marzouk, Y., and Willcox, K. (2016a). Multifidelity importance sampling. *Computer Methods in Applied Mechanics and Engineering*, 300:490–509.
143. Peherstorfer, B., Willcox, K., and Gunzburger, M. (2016b). Survey of multifidelity methods in uncertainty propagation, inference, and optimization.
144. Perdikaris, P., Venturi, D., Royset, J., and Karniadakis, G. (2015). Multifidelity modelling via recursive co-kriging and gaussian–markov random fields. In *Proc. R. Soc. A*, volume 471, page 20150018. The Royal Society.
145. Qian, P. Z. and Wu, C. J. (2008). Bayesian hierarchical modeling for integrating low-accuracy and high-accuracy experiments. *Technometrics*, 50(2):192–204.

146. Queipo, N. V., Haftka, R. T., Shyy, W., Goel, T., Vaidyanathan, R., and Tucker, P. K. (2005). Surrogate-based analysis and optimization. *Progress in aerospace sciences*, 41(1):1–28.
147. Raissi, M. and Seshaiyer, P. (2013). A multi-fidelity stochastic collocation method using locally improved reduced-order models. *arXiv preprint arXiv:1306.0132*.
148. Raissi, M. and Seshaiyer, P. (2014). A multi-fidelity stochastic collocation method for parabolic partial differential equations with random input data. *International Journal for Uncertainty Quantification*, 4(3).
149. Rajnarayan, D., Haas, A., and Kroo, I. (2008). A multifidelity gradient-free optimization method and application to aerodynamic design. *Proceedings of the 12th AIAA/ISSMO Multidisciplinary Analysis and Optimization Conference, Victoria, Etats-Unis*.
150. Rayas-Sanchez, J. E. (2016). Power in simplicity with ASM: Tracing the aggressive space mapping algorithm over two decades of development and engineering applications. *IEEE Microwave Magazine*, 17(4):64–76.
151. Rayas-Sánchez, J. E., Lara-Rojo, F., and Martínez-Guerrero, E. (2005). A linear inverse space-mapping (lism) algorithm to design linear and nonlinear rf and microwave circuits. *IEEE transactions on microwave theory and techniques*, 53(3):960–968.
152. Ren, J., Leifsson, L., Koziel, S., and Tesfahunegn, Y. (2016). Multi-fidelity aerodynamic shape optimization using manifold mapping. In *57th AIAA/ASCE/AHS/ASC Structures, Structural Dynamics, and Materials Conference*, page 0419.
153. Réthoré, P.-E., Fuglsang, P., Larsen, G. C., Buhl, T., Larsen, T. J., Madsen, H. A., et al. (2011). TopFarm: Multi-fidelity optimization of offshore wind farm. In *The Twenty-first International Offshore and Polar Engineering Conference*. International Society of Offshore and Polar Engineers.
154. Robert, C. P. (2004). *Monte carlo methods*. Wiley Online Library.
155. Robinson, T., Eldred, M., Willcox, K., and Haines, R. (2006a). Strategies for multifidelity optimization with variable dimensional hierarchical models. In *Proceedings of the 47th AIAA/ASME/ASCE/AHS/ASC Structures, Structural Dynamics, and Materials Conference (2nd AIAA Multidisciplinary Design Optimization Specialist Conference), Newport, RI*, pages 2006–1819.
156. Robinson, T., Eldred, M., Willcox, K., and Haines, R. (2008). Surrogate-based optimization using multifidelity models with variable parameterization and corrected space mapping. *AIAA Journal*, 46(11):2814–2822.
157. Robinson, T., Willcox, K., Eldred, M., and Haines, R. (2006b). Multifidelity optimization for variable complexity design. In *Proceedings of the 11th AIAA/ISSMO Multidisciplinary Analysis and Optimization Conference, Portsmouth, VA*.
158. Roderick, O., Anitescu, M., and Peet, Y. (2014). Proper orthogonal decompositions in multifidelity uncertainty quantification of complex simulation models. *International Journal of Computer Mathematics*, 91(4):748–769.

159. Rodriguez, J. F., Perez, V. M., Padmanabhan, D., and Renaud, J. E. (2001). Sequential approximate optimization using variable fidelity response surface approximations. *Structural and Multidisciplinary Optimization*, 22(1):24–34.
160. Roux, W., Stander, N., and Haftka, R. T. (1998). Response surface approximations for structural optimization. *International Journal for Numerical Methods in Engineering*, 42(3):517–534.
161. Sakamoto, S. and Ghanem, R. (2002). Polynomial chaos decomposition for the simulation of non-gaussian nonstationary stochastic processes. *Journal of engineering mechanics*, 128(2):190–201.
162. Sharma, A., Gogu, C., Martinez, O. A., Sankar, B. V., and Haftka, R. T. (2008). Multi-fidelity design of an integrated thermal protection system for spacecraft reentry. *49th AIAA/ASME/ASCE/AHS/ASC Structures, Structural Dynamics, and Materials Conference, Schaumburg, Illinois, USA*.
163. Sharma, A., Sankar, B. V., and Haftka, R. T. (2009). Multi-fidelity analysis of corrugated-core sandwich panels for integrated thermal protection systems. *50th AIAA/ASME/ASCE/AHS/ASC Structures, Structural Dynamics, and Materials Conference, 4 - 7 May, Palm Springs, California*.
164. Simpson, T. W., Poplinski, J., Koch, P. N., and Allen, J. K. (2001). Meta-models for computer-based engineering design: survey and recommendations. *Engineering with computers*, 17(2):129–150.
165. Singh, G. and Grandhi, R. V. (2010). Mixed-variable optimization strategy employing multifidelity simulation and surrogate models. *AIAA journal*, 48(1):215–223.
166. Sun, G., Li, G., Stone, M., and Li, Q. (2010). A two-stage multi-fidelity optimization procedure for honeycomb-type cellular materials. *Computational Materials Science*, 49(3):500–511.
167. Sun, G., Li, G., Zhou, S., Xu, W., Yang, X., and Li, Q. (2011). Multi-fidelity optimization for sheet metal forming process. *Structural and Multidisciplinary Optimization*, 44(1):111–124.
168. Thoresson, M. J. (2007). *Efficient gradient-based optimisation of suspension characteristics for an off-road vehicle*. PhD thesis, University of Pretoria.
169. Toal, D. J. (2014). On the potential of a multi-fidelity G-POD based approach for optimization and uncertainty quantification. In *ASME Turbo Expo 2014: Turbine Technical Conference and Exposition*, pages V02BT45A002–V02BT45A002. American Society of Mechanical Engineers.
170. Toal, D. J. (2015). Some considerations regarding the use of multi-fidelity kriging in the construction of surrogate models. *Structural and Multidisciplinary Optimization*, 51(6):1223–1245.
171. Toal, D. J. and Keane, A. J. (2011). Efficient multipoint aerodynamic design optimization via cokriging. *Journal of Aircraft*, 48(5):1685–1695.
172. Toal, D. J., Keane, A. J., Benito, D., Dixon, J. A., Yang, J., Price, M., Robinson, T., Remouchamps, A., and Kill, N. (2014). Multifidelity multidisciplinary whole-engine thermomechanical design optimization. *Journal of Propulsion and Power*, 30(6):1654–1666.

173. Toropov, V., Van Keulen, F., Markine, V., and Alvarez, L. (1999). Multi-point approximations based on response surface fitting: a summary of recent developments. In *Proceedings of the 1st ASMO UK/ISSMO Conference on Engineering Design Optimization, Ilkley, West Yorkshire, UK*, pages 371–381.
174. Toropov, V. V. and Markine, V. (1998). Use of simplified numerical models as approximations: Application to a dynamic optimal design problem. *Proceedings of the First ISSMO/NASA Internet Conference on Approximation and Fast Reanalysis Techniques in Engineering Optimization*.
175. Turner, M. G., Reed, J. A., Ryder, R., and Veres, J. P. (2004). Multifidelity simulation of a turbofan engine with results zoomed into mini-maps for a zero-d cycle simulation. In *ASME Turbo Expo 2004: Power for Land, Sea, and Air*, pages 219–230. American Society of Mechanical Engineers.
176. Umakant, J., Sudhakar, K., Mujumdar, P., and Rao, C. R. (2007). Ranking based uncertainty quantification for a multifidelity design approach. *Journal of aircraft*, 44(2):410–419.
177. Variyar, A., Economou, T. D., and Alonso, J. J. (2016). Multifidelity conceptual design and optimization of strut-braced wing aircraft using physics based methods. In *54th AIAA Aerospace Sciences Meeting*, page 2000.
178. Venkataraman, S. (2006). Reliability optimization using probabilistic sufficiency factor and correction response surface. *Engineering Optimization*, 38(6):671–685.
179. Venkataraman, S., Haftka, R., and Johnson, T. (1998). Design of shell structures for buckling using correction response surface approximations. In *7th AIAA/USAF/NASA/ISSMO Symposium on Multidisciplinary Analysis and Optimization*, page 4855.
180. Viana, F. A., Simpson, T. W., Balabanov, V., and Toropov, V. (2014). Special section on multidisciplinary design optimization: Metamodeling in multidisciplinary design optimization: How far have we really come? *AIAA Journal*, 52(4):670–690.
181. Viana, F. A., Steffen Jr, V., Butkewitsch, S., and de Freitas Leal, M. (2009). Optimization of aircraft structural components by using nature-inspired algorithms and multi-fidelity approximations. *Journal of Global Optimization*, 45(3):427–449.
182. Vitali, R., Haftka, R. T., and Sankar, B. V. (1998). Correction response surface approximations for stress intensity factors of a composite stiffened plate. In *Proceedings of the 39th AIAA/ASME/ASCE/AHS/ASC structural dynamics, and materials conference. Long Beach, CA, AIAA-98-2047*, pages 2917–2922.
183. Vitali, R., Haftka, R. T., and Sankar, B. V. (2002a). Multi-fidelity design of stiffened composite panel with a crack. *Structural and Multidisciplinary Optimization*, 23(5):347–356.
184. Vitali, R., Park, O., Haftka, R. T., and Sankar, B. V. (1997). Structural optimization of a hat stiffened panel by response surface techniques. *AIAA Paper*, pages 97–1151.

185. Vitali, R., Park, O., Haftka, R. T., Sankar, B. V., and Rose, C. A. (2002b). Structural optimization of a hat-stiffened panel using response surfaces. *Journal of aircraft*, 39(1):158–166.
186. Vitali, R. and Sankar, B. V. (1999). Correction response surface design of stiffened composite panel with a crack. *Proceedings of the AIAA/ASME/ASCE/AHS/ASC Structures, Structural Dynamics and Materials Conference, AIAA-99*, 1313.
187. Wang, P., Zheng, Y., Zou, Z., Qi, L., and Zhou, Z. (2013). A novel multi-fidelity coupled simulation method for flow systems. *Chinese Journal of Aeronautics*, 26(4):868–875.
188. Willis, D. J., Persson, P.-O., Israeli, E. R., Peraire, J., Swartz, S. M., and Breuer, K. S. (2008). Multifidelity approaches for the computational analysis and design of effective flapping wing vehicles. *AIAA Paper*, 518:2008.
189. Winner, E. and Veloso, M. (2000). Multi-fidelity robotic behaviors: Acting with variable state information. In *AAAI/IAAI*, pages 872–877.
190. Xiu, D. and Karniadakis, G. E. (2002). The Wiener–Askey polynomial chaos for stochastic differential equations. *SIAM Journal on Scientific Computing*, 24(2):619–644.
191. Yamazaki, W., Rumpfkeil, M., and Mavriplis, D. (2010). Design optimization utilizing gradient/hessian enhanced surrogate model. In *28th AIAA Applied Aerodynamics Conference*, page 4363.
192. Yoo, M. Y. and Choi, J. H. (2013). Probabilistic calibration of computer model and application to reliability analysis of elasto-plastic insertion problem. *Transactions of the Korean Society of Mechanical Engineers A*, 37(9):1133–1140.
193. Yu, K., Yang, X., and Mo, Z. (2014). Profile design and multifidelity optimization of solid rocket motor nozzle. *Journal of Fluids Engineering*, 136(3):031104.
194. Zadeh, P. M. and Toropov, V. V. (2002). Multi-fidelity multidisciplinary design optimization based on collaborative optimization framework. *AIAA 2002-5504, Proc. 9th AIAA/ISSMO Symposium Multidisciplinary Analysis & Optimization*.
195. Zadeh, P. M., Toropov, V. V., and Wood, A. S. (2005). Use of moving least squares method in collaborative optimization. *6th World Congresses of Structural and Multidisciplinary Optimization. Rio de Janeiro Brazil*.
196. Zahir, M. K. and Gao, Z. (2013). Variable-fidelity optimization with design space reduction. *Chinese Journal of Aeronautics*, 26(4):841–849.
197. Zhang, L., Xu, J., Yagoub, M. C., Ding, R., and Zhang, Q.-J. (2005). Efficient analytical formulation and sensitivity analysis of neuro-space mapping for nonlinear microwave device modeling. *IEEE transactions on microwave theory and techniques*, 53(9):2752–2767.
198. Zhang, L., Zhang, Q.-J., and Wood, J. (2008). Statistical neuro-space mapping technique for large-signal modeling of nonlinear devices. *IEEE Transactions on Microwave Theory and Techniques*, 56(11):2453–2467.
199. Zheng, J., Shao, X., Gao, L., Jiang, P., and Li, Z. (2013a). A hybrid variable-fidelity global approximation modelling method combining tuned

-
- radial basis function base and kriging correction. *Journal of Engineering Design*, 24(8):604–622.
200. Zheng, J., Shao, X., Gao, L., Jiang, P., and Qiu, H. (2015). Difference mapping method using least square support vector regression for variable-fidelity metamodeling. *Engineering Optimization*, 47(6):719–736.
201. Zheng, L., Hedrick, T. L., and Mittal, R. (2013b). A multi-fidelity modelling approach for evaluation and optimization of wing stroke aerodynamics in flapping flight. *Journal of Fluid Mechanics*, 721:118–154.
202. Zimmermann, R. and Han, Z. (2010). Simplified cross-correlation estimation for multi-fidelity surrogate cokriging models. *Advances and Applications in Mathematical Sciences*, 7(2):181–202.
203. Zou, Z., Liu, J., Zhang, W., and Wang, P. (2016). Shroud leakage flow models and a multi-dimensional coupling CFD (computational fluid dynamics) method for shrouded turbines. *Energy*, 103:410–429.