

# Topological Code Switching in Two Dimensions

Hendrik Poulsen Nautrup,<sup>\*</sup> Nicolai Friis,<sup>†</sup> and Hans J. Briegel<sup>‡</sup>

*Institut für Theoretische Physik, Universität Innsbruck, Technikerstr. 21a, A-6020 Innsbruck, Austria*

(Dated: November 25, 2024)

To exploit the particular advantages of different topological codes for fault-tolerant quantum computation, it is desirable to be able to switch between them. We propose a lattice surgery-based procedure for the fault-tolerant transfer of quantum information between arbitrary topological codes in two dimensions that can be employed to teleport quantum information between surface and color codes. While the former encoding is more robust, the latter supports the transversal implementation of the whole Clifford group. Our method hence provides a practical interface between noise resilient surface code memories and fault-tolerant color code processors.

PACS numbers: 03.67.Pp, 03.67.Lx, 03.67.Ac

Noise and decoherence can be considered as the major obstacles for large-scale quantum information processing. These problems can be overcome by fault-tolerant quantum computation [1, 2], which holds the promise of protecting a quantum computer from decoherence for arbitrarily long times, provided the noise is below a certain threshold. Quantum error correction codes are indispensable for any fault-tolerant quantum computation scheme [3]. Among these, stabilizer codes [4], building on classical coding theory, admit a particularly compact description. In particular, the subclass of topological stabilizer codes (TSCs) [5] is promising since TSCs are scalable and permit a local description on regular  $D$ -dimensional lattices.

Two of the most prominent examples of TSCs in two dimensions (2D) are surface codes [6, 7] and color codes [8]. While surface codes support adaption to biased noise [9] and have better error thresholds than comparable color codes [10], they do not support a transversal phase gate. However, gauge color codes were recently shown to support the transversal implementation of a universal set of gates in 3D [11]. These complementary advantages of color codes in different dimensions can be exploited using recently developed conversion procedures [12]. It is hence desirable to store quantum information in surface code quantum memories while performing computation on color codes.

Here we present a protocol that makes such hybrid computational architectures viable. We develop a simple, fault-tolerant conversion scheme between surface and color codes of arbitrary size. Our flexible algorithm for code switching is based on a formalization of lattice surgery [13, 14] in terms of operator quantum error correction [15] and measurement-based quantum computation [16]. This introduces the notion of subsystem lattice surgery (SLS), a procedure that can be understood as initializing and gauge fixing a single subsystem code. The required operations act locally on the boundaries, pre-

serve the 2D structure, and are generators of a topological code. Since all generators of the resulting code have constant size, errors on any of their components only affect a constant number of qubits, making the protocol inherently fault-tolerant. As we explicitly show, this generalizes the methodology of lattice surgery to any combination of two-dimensional topological subsystem stabilizer codes, with color-to-surface code switching as an example of particular interest. Therefore, our results represent a significant step towards a fault-tolerant interface between robust quantum memories and versatile quantum processors, independently of which topological codes will ultimately prove to be most effective. The method proposed here hence has the prospect of connecting different components of a future quantum computer in an elegant, practical, and simple fashion.

This paper is organized as follows. We first briefly review the stabilizer formalism followed by a short introduction to topological codes. Then, we present our main results, a protocol for general topological code switching and color-to-surface code conversion as an application.

*Stabilizer formalism.* We consider a system comprised of  $n$  qubits with Hilbert space  $\mathcal{H} = (\mathbb{C}^2)^{\otimes n}$ . The group of Pauli operators  $\mathcal{P}_n$  on  $\mathcal{H}$  is generated under multiplication by  $n$  independent Pauli operators acting on qubit  $j$ . An element  $P \in \mathcal{P}_n$  has weight  $w(P)$  if it acts nontrivially on  $w$  qubits. We define the stabilizer group  $\mathcal{S} = \langle S_1, \dots, S_s \rangle$  for  $s \leq n$  as an Abelian subgroup of  $\mathcal{P}_n$  such that the generators  $S_i$  are independent operators  $\forall i = 1, \dots, s$  and  $-\mathbb{1} \notin \mathcal{S}$ .  $\mathcal{S}$  defines a  $2^k$ -dimensional codespace  $\mathcal{C} = \text{span}(\{|\psi\rangle\})$  of codewords  $|\psi\rangle \in \mathcal{H}$  through the condition  $S|\psi\rangle = |\psi\rangle \forall S \in \mathcal{S}$ , encoding  $k = n - s$  qubits. We denote the normalizer of  $\mathcal{S}$  by  $N(\mathcal{S})$ , which here is the subgroup of  $\mathcal{P}_n$  that commutes with all elements of  $\mathcal{S}$ . That is, elements of  $N(\mathcal{S})$  map the codespace to itself. We write  $\mathcal{L} = N(\mathcal{S})/\mathcal{S}$  for the group of logical operators which induces a tensor product structure on  $\mathcal{C}$ , i.e.,  $\mathcal{C} = \otimes_{i=1}^k \mathcal{H}_i$ . This construction implies that different logical Pauli operators are distinct, nontrivial classes of operators with an equivalence relation given by multiplication of stabilizers.

<sup>\*</sup> hendrik.poulsen-nautrup@uibk.ac.at

<sup>†</sup> nicolai.friis@uibk.ac.at

<sup>‡</sup> hans.briegel@uibk.ac.at

The distance of an error correction code is the smallest weight of an error  $E \in \mathcal{P}_n$  such that  $E$  is not correctable. The code can correct any set of errors  $\mathcal{E} = \{E_a\}_a$  iff  $E_a E_b \notin N(\mathcal{S}) - \langle i \rangle \mathcal{S} \forall E_a, E_b \in \mathcal{E}$ . A stabilizer code defined through  $\mathcal{S}$  has distance  $d$  iff  $N(\mathcal{S}) - \langle i \rangle \mathcal{S}$  contains no elements of weight less than  $d$ . Equivalently, any element of  $\mathcal{L}$  supported on less than  $d$  qubits acts as the identity on  $\mathcal{C}$ . From a slightly different perspective, code-words are degenerate ground states of the Hamiltonian  $H = -\sum_{i=1}^s S_i$ . Adopting this viewpoint, correctable errors are local excitations in the eigenspace of  $H$  since they anticommute with at least one generator  $S_i \in \mathcal{S}$ , while logical operators map the degenerate ground space of  $H$  to itself.

A subsystem structure can be induced on stabilizer codes by considering non-Abelian gauge symmetries [15]. The group of gauge transformations is defined as  $\mathcal{G} = \mathcal{L}_G \times \mathcal{S} \times \langle i \rangle$  where  $\mathcal{S}$  is a stabilizer group and  $\mathcal{L}_G$  is the group of operators in  $N(\mathcal{S}) - \langle i \rangle \mathcal{S}$  that are not in  $\mathcal{L} = N(\mathcal{S})/\mathcal{G}$ . This imposes a subsystem structure on the codespace  $\mathcal{C} = \mathcal{H}_L \otimes \mathcal{H}_G$  where all operators in  $\mathcal{G}$  act trivially on the logical subspace  $\mathcal{H}_L$  [17]. We recover the stabilizer formalism if  $\mathcal{G}$  is Abelian. As before, a set of errors  $\mathcal{E} = \{E_a\}_a$  is correctable iff  $E_a E_b \notin N(\mathcal{S}) - \mathcal{G} \forall E_a, E_b \in \mathcal{E}$ . Errors can again be considered as local excitations in the eigenspace of a Hamiltonian  $H = -\sum_{i=1}^g G_i$  where  $g$  is the number of generators  $G_i \in \mathcal{G}$ .

*Topological Stabilizer Codes.* Stabilizer codes  $\mathcal{S}$  are called topological if generators  $S_i \in \mathcal{S}$  have local support on a  $D$ -dimensional lattice. Here we focus on two-dimensional rectangular lattices  $\Lambda = [1, L] \times [1, L']$  with linear dimensions  $L$  and  $L'$  in the horizontal and vertical direction, respectively, where qubits are located on vertices (not necessarily all are occupied) but our discussion can be easily extended to arbitrary regular lattices. Following Ref. [5], we call a generator  $S_i \in \mathcal{S}$  local if it has support within a square containing at most  $r^2$  vertices for some constant  $r$ , called interaction range or diameter. Moreover, we require of a TSC that its distance  $d$  can be made arbitrarily large by increasing the lattice size. In other words, generators  $S_i$  are not only local but also translationally invariant at a suitable scale (cf. Ref. [18]). This definition of TSCs can be extended straightforwardly to topological subsystem stabilizer codes (TSSCs) where we impose locality on the generators of  $\mathcal{G}$  instead of  $\mathcal{S}$ . Then, generators of  $\mathcal{S}$  are not necessarily local.

*Topological Code Switching.* An intriguing feature of 2D topological codes is that logical operators can be interpreted as moving point-like excitations around the lattice. Specifically, the authors of Ref. [5] prove that for any 2D TSC or TSSC on a lattice with open boundaries there exists a quasi-1D string of tensor products of Pauli operators generating a logical Pauli operator whose support can be covered by a rectangle of size  $r \times L'$ , i.e., a vertical strip of width at most  $r$ . If  $\mathcal{S}$  obeys the locality condition, logical operators can be implemented row-by-row by applying Pauli operations along paths connecting

two boundaries such that excitations emerge only at its endpoints. If  $\mathcal{S}$  is not local, excitations might also emerge elsewhere since logical operators can anticommute with generators that act nontrivially on gauge qubits. Due to the translational invariance of generators with respect to the underlying lattice, one can always increase the code distance or choose the lattice such that there exists a logical Pauli operator whose support is covered by a vertical strip of maximal width  $r$  along the boundary (or at most a constant away from it).

Since it is a general feature of topological codes to support logical string operators [5], we can generalize the method of lattice surgery [13, 14] to such codes. To this end, we consider any two TSCs or TSSCs  $\mathcal{G}^A$  and  $\mathcal{G}^B$  on two 2D lattices, e.g.,  $\Lambda_A = [1, L_A]^2$  and  $\Lambda_B = [1, L_B]^2$ , with open boundaries that have distances  $d_A$  and  $d_B$  respectively. We place the lattices such that their vertical boundaries are aligned. Let  $P_L^A \in \mathcal{L}^A$  and  $P_L^B \in \mathcal{L}^B$  be two logical operators defined along the aligned boundaries with maximal width  $r_A$  and  $r_B$ , respectively, where  $r_I$  is the interaction range of code  $I = A, B$ . The logical operators act nontrivially on a set of qubits, say  $Q_A$  and  $Q_B$ , respectively. Let  $N_I = |Q_I|$  (for  $I = A, B$ ) and  $N = \max\{N_A, N_B\}$ . W.l.o.g. we assume  $N_A = N$ . In agreement with Ref. [5], we order the sets  $Q_I$  according to walks along paths on  $\Lambda_I$  running, e.g., from top to bottom such that we can implement  $P_L^I$  in a step-by-step fashion as described above. We write  $Q_I = \{1, 2, \dots, N_I\}$  for such an ordering. For ease of notation we denote qubits in the support of  $P_L^I$  by  $i = 1, \dots, N_I$  since the association of qubits to the sets  $Q_I$  is clear from the context. Consequently, the logical operators take the form

$$P_L^I = P_{L,1}^I \otimes P_{L,2}^I \otimes \dots \otimes P_{L,N_I}^I \quad (1)$$

for single-qubit Pauli operators  $P_{L,i}^I$  acting on qubits  $i$  with  $i = 1, \dots, N_I$ .

We now define a fault-tolerant protocol that merges the two codes into one, similar to the method of lattice surgery, which has been developed for surface codes [13] and extended to color codes [14]. The procedure has the following four steps.

- (i) Including ancillas. We introduce a set  $Q_C$  of  $N - 1$  ancillas initialized in the  $+1$  eigenstates of their respective Pauli- $X$  operators. The ancillas are placed on newly added vertices along a column between boundaries [see Fig. 1(a)] and we order the set  $Q_C$  accordingly from top to bottom, i.e.,  $Q_C = \{1, 2, \dots, N - 1\}$ . More formally, including ancillas in  $|+\rangle$ -states is equivalent to adding  $N - 1$  single-qubit  $X$ -stabilizers to  $\mathcal{G}^A \times \mathcal{G}^B$ . Note that this step is not strictly necessary but it has been included here to highlight the similarity to lattice surgery. Nonetheless, this step is useful if one operates solely on TSCs (rather than TSSCs), since this can allow reducing the interaction range of the resulting merged code (see Appendix A).

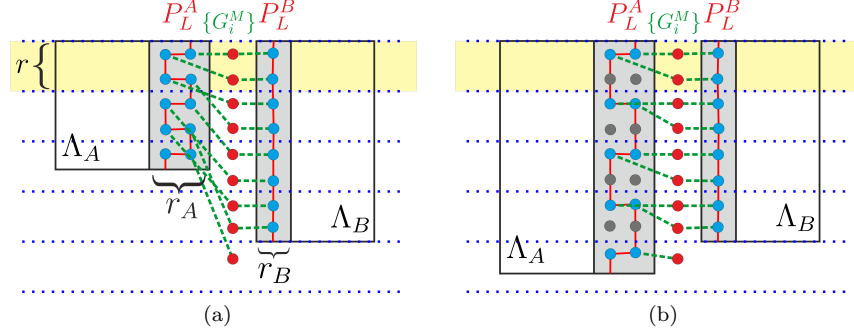


FIG. 1. (a) Depiction of two topological codes defined on lattices  $\Lambda_A$  and  $\Lambda_B$  (grid not shown) respectively. Logical Pauli operators  $P_L^I$  of the respective codes  $I = A, B$  are represented by solid red lines connecting qubits within  $\Lambda_A$  and  $\Lambda_B$ , respectively. These operators have support on a vertical strip (gray areas) of width  $r_I$ . Ancillas added in step (i) of the merging protocol are depicted as red dots. The diameter of the merging operations  $G_i^M$ , which are defined in Eq. (2) and indicated (in part) by dashed green lines, grows with the lattice sizes. (b) Adding redundant vertices (grey dots) to the lattices increases their interaction range such that  $Q_A$ ,  $Q_B$  and  $Q_C$  contain the same number of qubits within each horizontal strip of thickness  $r$  between adjacent blue, dashed lines (e.g., the yellow area).

- (ii) Preparing lattices. Redundant vertices are added to the lattices  $\Lambda_A$  and  $\Lambda_B$  without adding corresponding new qubits. This corresponds to a relabelling that increases the interaction range on both lattices and the distance between ancillas by at most a constant  $r^2$ , where  $r = \max\{r_A, r_B\}$ . This is done in such a way that horizontal strips of width (height)  $r$  contain the same number of qubits in  $Q_A$ ,  $Q_B$ , and  $Q_C$  [see Fig. 1(b)]. Beyond the strip containing the last element of  $Q_B$  we only require the same number of qubits in  $Q_A$  and  $Q_C$ , except for the last strip, where  $Q_C$  contains one qubit less than  $Q_A$ . The lattices are then connected along their vertical boundary such that the resulting merged lattice  $\Lambda_M$  has linear dimension  $L_A + L_B + 1$  along the horizontal direction. This step guarantees that the merged code remains topological according to the definition above. If a different definition of locality is adopted for topological codes, step (ii) can be replaced by a stretching of the lattices to ensure that the merged code is topological in the same sense as well.

- (iii) Merging codes. After combining the underlying lattices, the codes are merged. To this end, one measures  $N$  merging operators, which are defined on the new lattice  $\Lambda_M$  as

$$G_i^M = P_{L,i}^A P_{L,i}^B Z_i^C Z_{i-1}^C \quad \forall i = 1, \dots, N, \quad (2)$$

where  $Z_i^C$  acts on ancilla  $i$  with  $Z_0 \equiv \mathbb{1}$  and  $Z_N \equiv \mathbb{1}$ . Since  $N_A \geq N_B$ , we identify  $P_{L,i}^B \equiv \mathbb{1}$  for  $i > N_B$ .

- (iv) Correcting errors. In order to retain full fault tolerance,  $d_{\min} = \min\{d_A, d_B\}$  rounds of error correction are required on the merged code. For this purpose, the structure of the merged code can be deduced from the subsystem lattice surgery (SLS) formalism that is introduced in Appendix A and analyzed in Appendix B.

We then formulate the following theorem.

**Theorem 1.** *For any two TSCs (or TSSCs) defined on regular 2D lattices with open boundaries, the procedure described in steps (i)-(iv) fault-tolerantly projects onto an eigenstate of  $P_L^A P_L^B$ . Moreover, all operations in steps (iii) and (iv) correspond to generators of a TSSC defined on the merged lattice with potentially increased interaction range and distance no less than the minimum distance of the merged codes.*

For the proof of Theorem 1 we refer to Appendices A and B, where the required SLS formalism is described in full detail. In this approach, the merged code is effectively treated as a subsystem code and the original codes  $\mathcal{G}^A$  and  $\mathcal{G}^B$  are recovered by gauge fixing. After the merging procedure described in steps (i)-(iv), the two individual codes can be recovered<sup>1</sup> by measuring all ancillas in the  $X$ -basis. In this case the merged code is split and the two logical subspaces are left in a joint eigenstate of their respective Pauli operators. Quantum information can then be teleported from one to the other by measurement. This fault-tolerant way of transferring quantum states from one arbitrary TSC (or TSSC) to another provides a simple method that allows exploiting the advantages of different error correction codes. In particular, it can be used to realize an interface between a quantum memory (e.g., based on a surface code) and a quantum processor (using, for example, a color code). We will therefore now demonstrate our protocol for this crucial example.

**Color-To-Surface Code Switching.** The archetypical examples for TSCs are surface codes (SC) and color codes

<sup>1</sup> Here it is important to note that error correction has to be performed on the separate codes in order to retain full fault tolerance (cf. Ref. [13]).

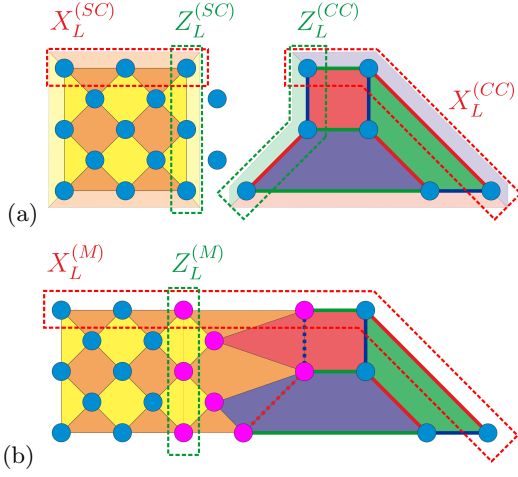


FIG. 2. (a) Examples of a surface code (left) and a color code (right) with distance 3 defined on lattices with open boundaries. Different types of boundaries are color coded. Qubits are located on vertices depicted in blue. While plaquettes in the surface code correspond to  $X$ -type (yellow) and  $Z$ -type (orange) stabilizers, respectively, each plaquette in the color code corresponds to both  $X$ - and  $Z$ -type stabilizers. Representative logical Pauli operators  $X_L$  and  $Z_L$  are depicted by dashed lines and are tensor products of single-qubit  $X$ - and  $Z$ -operators, respectively. (b) Merging stabilizers are (orange) plaquette operators acting as  $Z$  on qubits along the boundary and ancillas (all shown in purple). While  $Z$ -type stabilizers remain unaffected, the procedure merges  $X$ -type stabilizers and logical  $X$ -operators, respectively, as displayed.

(CC). Surface codes are defined on 2-face-colorable regular lattices with qubits located on vertices. The two colors are identified with  $X$ - or  $Z$ -type generators  $S_p^X, S_p^Z \in \mathcal{S}^{(SC)}$ , respectively, acting as  $S_p^P = \prod_{v \in \mathcal{N}(p)} P_v$ , where  $\mathcal{N}(p)$  is the set of vertices adjacent to the plaquette  $p$  and  $P = X, Z$ , see Fig. 2 (a). Logical operators for SCs are strings connecting boundaries of the same color that are separated by a boundary of a different color. Note that, for a particular choice of SC, one such logical operator is guaranteed to be aligned with the chosen (e.g., the vertical) boundary [5], but one may not be able to freely choose whether this logical operator is of  $Z$ - or  $X$ -type. 2D color codes are defined on 3-face-colorable regular lattices with qubits located on vertices. The generators of the corresponding stabilizer group  $\mathcal{S}^{(CC)}$  are pairs of operators  $S_p^X$  and  $S_p^Z$ , i.e., two independent stabilizers per plaquette. Logical operators for CCs are string operators along the lattice connecting three boundaries of different colors.

As an example for the application of our protocol let us then consider the situation shown in Fig. 2 (a), where the outcome of a quantum computation, encoded in a logical state  $|\psi_L\rangle$  of a color code, is transferred to a quantum memory based on a surface code initialized in the state  $|+\rangle_L$ . A circuit representation of this task is shown in Fig. 3. Since both initial codes in Fig. 2 (a) have distance 3, we include two ancillas in the state

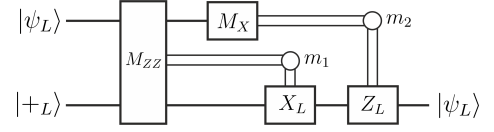


FIG. 3. Circuit for measurement-based information processing implemented via lattice surgery. The upper and lower single, horizontal lines correspond to the logical qubits encoded in the color and surface codes, respectively.  $M_{ZZ}$  and  $M_X$  are projective measurements that project onto an eigenstate of  $Z_L \otimes Z_L$  and  $X_L \otimes \mathbb{1}_L$  respectively. The double lines labelled  $m_1$  and  $m_2$  represent classical conditioning of the  $X_L$  and  $Z_L$  gates on the measurement outcomes  $m_1$  and  $m_2$ , respectively.

$|+\rangle$ , as instructed in step (i). Step (ii) of the protocol can be omitted since the lattices in this example already have the desired structure. As laid out in step (iii) and illustrated in Fig. 2 (b), one then measures joint  $Z$ -stabilizers across the boundary, projecting the two surfaces onto a single, merged surface  $M$  corresponding to an eigenstate of  $Z_L^{(SC)} Z_L^{(CC)}$ . The 2-dimensional logical subspace can be represented by  $Z_L^{(M)} = Z_L^{(SC)}$  (or equivalently,  $Z_L^{(M)} = Z_L^{(CC)}$ ) and a merged  $X_L$ -operator along both surfaces, e.g.,  $X_L^{(M)} = X_L^{(SC)} \otimes X_L^{(CC)}$ . Since both color and surface codes are TSCs, the merged code is again a TSC and merging operators coincide with merging stabilizers. Having obtained this merged code of distance 3, three consecutive rounds of error correction ensure fault tolerance as suggested in step (iv). However, note that increasing the weight (and interaction range) of  $X$ -stabilizers on the boundary can cause a temporarily worse error correction performance for the merged code than for the individual codes.

Irrespective of this we can then proceed by splitting the codes. To this end, we simply measure ancillas in the  $X$ -basis, while refraining from further measurement of the merging stabilizers. This procedure projects onto the separate surfaces while entangling the logical subspaces. After another three rounds of error correction to preserve fault tolerance, measuring  $X_L^{(CC)}$  teleports the information according to the circuit displayed in Fig. 3.

*Conclusion.* We have introduced the method of subsystem lattice surgery as a generalization of lattice surgery [13, 14] to any pair of 2D topological codes, exploiting their similarities [19]. The applicability of our algorithm to all topological codes arises from their property to support logical string operators on the boundary [5]. In contrast to the method of code deformation [18, 20, 21], where a single underlying lattice is smoothly deformed everywhere through multiple rounds of local Clifford transformations, we combine two initially separate lattices through operations within constant distance of their boundaries. Our approach provides means by which quantum information can be transferred between color and surface codes. The significance of our protocol hence lies in the prospect of incorporating both surface codes for robust quantum memories and color

codes for quantum processors in two separate registers of a single quantum computational architecture while requiring only constant-depth stabilizer operations along boundaries. The applicability of our algorithm remains unchanged even if other topological codes, such as the subsystem surface code [22] (see also Appendix C) or Bacon-Shor code [23, 24], are used as quantum memories.

Our findings further motivate experimental efforts to develop architectures that are flexible enough to implement and connect surface and color codes. For instance, ion trap quantum computers [25] may provide a platform soon capable of performing lattice surgery between two distinct codes. In this endeavor, the inherent flexibility attributed to multizone trap arrays [26] may be beneficial. Moreover, topological codes and our approach to code switching are obvious choices for fault-tolerant quantum computation with architectures requiring nearest-neighbor interactions in fixed setups, such as superconducting qubits [27] or nitrogen-vacancy diamond arrays [28]. However, given the local structure of topological codes and the simplicity of our algorithm, the requirements for any architecture are comparatively low.

As an outlook, we expect that the formalism can be generalized to higher dimensions so long as topological codes are considered whose logical operators can be associated with extended objects on the boundary [29, 30]. Finally, our code switching method may find application in the design of adaptive error correction schemes [31].

*Acknowledgements.* We are grateful to Rainer Blatt, Vedran Dunjko, Alexander Erhard, Esteban A. Martinez, and Philipp Schindler for valuable discussions and comments. We acknowledge support from the Austrian Science Fund (FWF) through the DK-ALM: W1259-N27 and SFB FoQuS: F4012, and the Templeton World Charity Foundation Grant No. TWCFO078/AB46.

## Appendix A: Subsystem Lattice Surgery

In the main text, we have introduced a subsystem lattice surgery protocol that is applicable to arbitrary 2D TSSCs, and we have shown how it can be used to teleport quantum information between surface and color codes. In this appendix, we explain how lattice surgery can be understood entirely within the subsystem stabilizer formalism. To this end, we define subsystem lattice surgery by the fault-tolerant mapping  $\mathcal{G}^A \times \mathcal{G}^B \mapsto \mathcal{G}^A \times \mathcal{G}^B \times \langle P_L^A \otimes P_L^B \rangle$ , where the merging procedure as described in steps (i)-(iv) and formalized in Theorem 1 is an initialization of an intermediate, merged code  $\mathcal{G}^M$  and the splitting fixes gauge degrees-of-freedom to obtain  $\mathcal{G}^A \times \mathcal{G}^B \times \langle P_L^A \otimes P_L^B \rangle$  from  $\mathcal{G}^M$ .

To see this, we again consider two standard<sup>2</sup> TSSCs,

$\mathcal{G}^A$  and  $\mathcal{G}^B$ . Adopting the previous notation, we assume that the lattices have been chosen such that the logical operators  $P_L^I$  ( $I = A, B$ ) along their boundaries have support on  $N_A$  and  $N_B$  qubits, respectively. For ease of presentation we further choose  $N_A = N_B = N$ . Now, let  $\mathcal{G}^I$  with  $I = A, B$  be codes characterized by the tuples  $[[n_I, k_I, g_I, d_I]]$ , where  $n_I$  are the numbers of physical qubits,  $k_I$  the numbers of logical qubits,  $g_I$  the numbers of gauge qubits, and  $d_I$  are the distances, respectively. We choose the generating set  $\{G_1^I, \dots, G_{s_I+2g_I}^I\}$  for code  $\mathcal{G}^I$ , where  $s_I = n_I - k_I - g_I$  is the number of independent stabilizer generators (or the number of stabilizer qubits in accordance with our previous terminology). The lattices are then aligned and prepared as in step (ii) of the algorithm described in the main text, but we omit including ancillas for now. We proceed by defining the merging operators

$$G_i^M = P_{L,i}^A P_{L,i}^B \quad \forall i = 1, \dots, N \quad (\text{A1})$$

on the merged lattice  $\Lambda_M$ . From these merging operators, we then collect  $\Delta g \leq N - 1$  (where the meaning of this notation becomes apparent in Appendix B) inequivalent ones (w.r.t.  $\mathcal{G}^A \times \mathcal{G}^B \times \langle P_L^A \otimes P_L^B \rangle$ ) in the set  $\mathcal{W} = \{G_i^M\}_{i=1, \dots, \Delta g}$ , and call the group generated by these operators  $\mathcal{M}$ . We refer to elements of  $\mathcal{W}$  as merging generators. This allows us to define the subsystem code

$$\mathcal{G}^M := \langle G_1^A, \dots, G_{s_A+2g_A}^A \rangle \times \langle G_1^B, \dots, G_{s_B+2g_B}^B \rangle \times \mathcal{M} \times \langle i \rangle. \quad (\text{A2})$$

Note that, technically, Eq. (A2) specifies a subsystem stabilizer code only if the center of  $\mathcal{G}^M$  is non-empty, such that a stabilizer subgroup  $\mathcal{S}^M$  can be defined. That this is indeed the case follows from Lemma 2 in Appendix B. As we will show next, the code  $\mathcal{G}^M$  has the structure of the merged code discussed in Theorem 1. The essential features of this structure can be captured in the following Lemma.

**Lemma 1.** *The code  $\mathcal{G}^M$  defined in Eq. (A2) is a TSSC on the merged lattice  $\Lambda_M$  with distance no less than  $d_{\min} = \min(\{d_A, d_B\})$ . In addition,  $\mathcal{G}^M$  can be gauge fixed to  $\mathcal{G}^A \times \mathcal{G}^B \times \langle P_L^A \otimes P_L^B \rangle$ , effectively splitting the code into  $\mathcal{G}^A$  and  $\mathcal{G}^B$ .*

*Proof.* First, let us show that  $\mathcal{G}^M$  obeys the locality condition for TSSCs. By definition, generators of the separated codes are also generators of the merged code. Their interaction range is increased by at most a constant along the vertical direction due to the relabeling in step (ii). Thereby, the interaction range of merging generators is also kept constant. The generators of the code  $\mathcal{G}^M$  are hence all local.

Second, we verify that the distance of the merged code is at least  $d_{\min}$ . Since  $\mathcal{G}^A \times \mathcal{G}^B \times \langle P_L^A \otimes P_L^B \rangle$  is a subgroup of  $\mathcal{G}^M$ , the normalizer  $N(\mathcal{G}^M)$  is a subgroup of

<sup>2</sup> We exclude certain pathological “exotic” codes as explained in

the proof of Lemma 1.

$N(\mathcal{G}^A \times \mathcal{G}^B \times \langle P_L^A \otimes P_L^B \rangle)$ . Then, note that there exist stabilizers  $S \in \mathcal{S}^A \times \mathcal{S}^B$  that anticommute with some  $G^M \in \mathcal{M}$ . If that was not the case, all  $G^M|_{Q_I}$  would either be elements of the code  $\mathcal{G}^I$  or constant-weight errors. The latter option is ruled out by the fact that  $\mathcal{G}^A$  and  $\mathcal{G}^B$  are TSSCs. The former option,  $G^M|_{Q_I} \in \mathcal{G}^I \forall G^M \in \mathcal{M}$ , would imply that  $P_L^I$  is not a logical operator. In a quantum error-correction code, such mutually anticommuting operators act either on the logical subspace or on gauge qubits. However, any stabilizer of the separate codes is also contained in  $\mathcal{G}^M$  according to the definition of the merged code in Eq. (A2). Therefore, the aforementioned anticommuting stabilizers  $S$  must act on gauge qubits and we can hence identify<sup>3</sup>  $S$  as belonging to  $\mathcal{L}_G^M$ . Since  $\mathcal{S}^A \times \mathcal{S}^B$  contains elements that are not in the stabilizer of  $\mathcal{G}^M$  but not vice versa,  $\mathcal{S}^M$  must be a subgroup of  $\mathcal{S}^A \times \mathcal{S}^B \times \langle P_L^A \otimes P_L^B \rangle$ . Consequently, any equivalence class of  $N(\mathcal{G}^M)/\mathcal{S}^M$  is contained in an equivalence class of  $N(\mathcal{G}^A \times \mathcal{G}^B \times \langle P_L^A \otimes P_L^B \rangle)/(\mathcal{S}^A \times \mathcal{S}^B \times \langle P_L^A \otimes P_L^B \rangle)$ .

The quotient group  $N(\mathcal{G})/\mathcal{S}$  defines so called bare logical operators that do not act on gauge qubits. Generally,  $N(\mathcal{G})/\langle i \rangle \mathcal{S}$  contains all information about the logical operators but not about all undetectable errors. At the same time, undetectable errors are related to bare logical operators, since  $N(\mathcal{S})/\mathcal{G} \simeq N(\mathcal{G})/\langle i \rangle \mathcal{S}$  for any subsystem stabilizer code  $\mathcal{G}$  [32]. To conclude then that the distance of  $\mathcal{G}^M$  is  $d_{\min}$ , we have to verify that deformations (i.e., multiplications) of any nontrivial, logical operators  $P \in N(\mathcal{G}^M)/\mathcal{S}^M$  by operators in  $\mathcal{G}^M$  yield operators of weight at least  $d_{\min}$ . Since any such  $P$  is also contained in  $\mathcal{L}^A \times \mathcal{L}^B$  this is true for deformations by operators in  $\mathcal{G}^A \times \mathcal{G}^B$ . But we still need to confirm this for operators in  $\mathcal{G}^M - (\mathcal{G}^A \times \mathcal{G}^B)$ . Specifically, we have to consider deformations under  $\langle G_i^M \rangle_{i=1, \dots, N}$ . In principle, these merging operators can reduce the weight of operators  $P$  below  $d_{\min}$ . However, this can only happen under rather exotic circumstances. That is, only for logical operators of the form  $P = P^A \otimes P^B$ , where  $P^I \in \mathcal{L}^I$  ( $I = A, B$ ) and  $P^I \approx P_L^I$  acts as  $P_L^I$  on a region  $K_I \subset Q_I$  such that for the complementary regions  $\bar{K}_I$  (with  $\bar{K}_I \cup K_I$  being the set of all qubits on lattice  $\Lambda_I$  and<sup>4</sup>  $\bar{K}_I \cap K_I = K_I - K_{\bar{I}}$ ) the weights of these operators satisfy  $0 < w(P^A|_{\bar{K}_A}) + w(P^B|_{\bar{K}_B}) < d_{\min}$  independently of the system size. In such a case, one could define the logical operator  $P^A \otimes P^B \otimes \prod_{i \in K_A \cap K_B} G_i^M$  with weight  $0 < w(P^A|_{\bar{K}_A}) + w(P^B|_{\bar{K}_B}) < d_{\min}$ . At the same time, this also constricts  $P_L^I$  since  $P^I$  must be such that  $w(P^I \otimes P_L^I) \geq d_{\min}$ . Since this describes extremely restricted cases that (to the best of our knowledge) do not feature in any practical scenario, we will exclude codes

with such properties from our construction.

Note that we can also exclude cases where  $w(P^A|_{\bar{K}_A}) + w(P^B|_{\bar{K}_B}) = 0$ . In such cases at least two logical operators  $P^A, P^B \in \mathcal{L}^A \times \mathcal{L}^B$  with  $\text{supp}(P^I) \subset \text{supp}(P_L^I)$  ( $I = A, B$ ) exist. However, we are only interested in projecting onto the joint eigenstate of any two logical operators  $P_L^A$  and  $P_L^B$  along the boundary. Therefore, we can always exclude the aforementioned case by choosing  $P_L^A$  and  $P_L^B$  such that there does not exist a logical operator that has support on a subset of  $Q_I$ . Then, any nontrivial logical operator of the merged code has support on at least  $d_{\min}$  qubits. The distance of the merged code is hence at least  $d_{\min}$ .

Third, the merged code is scalable since the separate codes are scalable. Thus, we can conclude that  $\mathcal{G}^M$  is indeed a TSSC. At last, note that fixing  $\mathcal{S}^M$  to  $\mathcal{S}^A \times \mathcal{S}^B$  through a measurement of stabilizers  $S \in \mathcal{S}^A \times \mathcal{S}^B$  anticommuting with at least one merging generator, the separate codes can be recovered while retaining the eigenstate of  $P_L^A \otimes P_L^B$ . This gauge fixing has to be accompanied by error-correction to ensure full fault tolerance.  $\square$

To finally prove Theorem 1, we will now explain the connection between the merged code  $\mathcal{G}^M$  defined in Eq. (A2) and the framework discussed in the main text. The merging procedure described in steps (ii)-(iv) can be understood as an initialization of the merged code. Specifically, measuring merging generators as in Eq. (A1) (or similarly, Eq. (2)) initializes  $\mathcal{G}^M$  from the prepared codes  $\mathcal{G}^A \times \mathcal{G}^B$ . The parity of all random measurement outcomes yields the parity of  $P_L^A \otimes P_L^B$  and error correction has to be performed thereafter in order to ensure correctness [see step (iv)]. Fault-tolerance is guaranteed since merging generators are constant-weight and errors can only propagate to a constant number of physical qubits. Since we have established in Lemma 1 that  $\mathcal{G}^M$  is indeed a TSSC with distance at least  $d_{\min}$ , this concludes the proof of Theorem 1.

Altogether, by proving Theorem 1 and Lemma 1, we showed that subsystem lattice surgery is fault-tolerant and well-defined through a merging, i.e. a mapping  $\mathcal{G}^A \times \mathcal{G}^B \mapsto \mathcal{G}^M$ , followed by a splitting, i.e. a mapping  $\mathcal{G}^M \mapsto \mathcal{G}^A \times \mathcal{G}^B \times \langle P_L^A \otimes P_L^B \rangle$ .

Concluding this appendix, we return to the discussion of the ancillas added during step (i) of the preparation. As already discussed in the main text, ancillas can be understood as additional stabilizer qubits included into the initial codes. In the merged code these become gauge qubits. The usefulness of ancillas arises when one considers TSCs. In that case the merged code can be understood as a TSC with stabilizers merged across the boundary. Here, introducing ancillas means that stabilizers of one surface are instead merged with stabilizers of ancillas, allowing for the possibility of reducing the interaction range of the merged code.

<sup>3</sup> Recall that if  $\mathcal{G}^M$  is a subsystem stabilizer code, it can be decomposed as  $\mathcal{G}^M = \mathcal{L}_G^M \times \mathcal{S}^M \times \langle i \rangle$ , as explained in the main text. We will further discuss this structure in Appendix B.

<sup>4</sup> Here we make use of the fact that  $Q_A$  and  $Q_B$  have been labeled equally (cf. main text) and write with a slight abuse of notation  $\bar{K}_I \cap K_I = K_I - K_{\bar{I}}$  (where  $\bar{I} = B$  if  $I = A$  and vice versa).

## Appendix B: Merged Code Structure

In this Appendix, we provide a careful analysis of the merged code. In particular, we will discuss the structure of the subgroups  $\mathcal{S}^M$  and  $\mathcal{L}_G^M$ . Here we claim that  $\mathcal{G}^M$  is a  $[[n_A + n_B, k_A + k_B - 1, g_A + g_B + \Delta g, d_M]]$  code with distance  $d_M \geq d_{\min}$ . To see this, we have to understand the structure of  $\mathcal{S}^M$  and  $\mathcal{L}_G^M$  in comparison with the separate codes  $\mathcal{G}^A \times \mathcal{G}^B$ .

First, note that we can define  $\Delta g$  new gauge qubits via their respective Pauli operators  $\langle G_i^M, S_i \rangle_{i=1, \dots, \Delta g}$  where  $S_i \in \mathcal{S}^A \times \mathcal{S}^B \forall i$  such that  $[G_i^M, S_j] = 0$  for  $i \neq j$ . That is, there exist  $\Delta g$  independent stabilizers which are now included as gauge operators. As we will see, the existence of such stabilizers is guaranteed by the choice of logical operators  $P_L^A$  and  $P_L^B$  as explained in the proof of Lemma 1.

**Lemma 2.** *For the operators  $P_L^A$  and  $P_L^B$  chosen above there exists a stabilizer  $S_i \in \mathcal{S}^A \times \mathcal{S}^B$  for any merging generator  $G_i^M \in \mathcal{W}$  such that  $\{G_i^M, S_i\} = 0$  and  $[G_j^M, S_i] = 0 \forall G_j^M \in \mathcal{W} - \{G_i^M\}$ .*

*Proof.* Suppose such a stabilizer does not exist. Then, there exists a  $G \in \mathcal{M}$  that yields the same error syndrome as  $G_i^M$ , i.e.  $\langle \psi | G_i^M G | \psi \rangle = 0$  for any codeword  $|\psi\rangle \in \mathcal{C}^A \times \mathcal{C}^B$ . Since  $G_i^M G \notin \mathcal{G}^A \times \mathcal{G}^B$ , it is a nontrivial logical operator in  $\mathcal{L}^A \times \mathcal{L}^B$ . Combining this with the fact that  $\mathcal{W} \subset \{G_j^M\}_{j=1, \dots, N}$ , the existence of the logical operator  $G_i^M G$  is not compatible with our construction of  $P_L^I$  as discussed in the proof of Lemma 1. That is, there exist no logical operators  $P^I \in \mathcal{L}^I$  with  $\text{supp}(P^I) \subset \text{supp}(P_L^I)$  ( $I = A, B$ ) for our choice of  $P_L^I$ .  $\square$

We have hence defined  $\Delta g$  new gauge qubits by  $\mathcal{W}$  and the same number of independent stabilizers. As another consequence of Lemma 2, we can also define an additional stabilizer equivalent to  $P_L^A \otimes P_L^B$ . That is, the merged code has  $s_A + s_B - \Delta g + 1$  independent stabilizers and thus, a necessarily non-empty center (but reduced logical subspace).

To complete our analysis of the merged code, we have to verify that  $\mathcal{G}^M$  still contains  $g_A + g_B$  gauge qubits besides new ones. Therefore, note that there might exist pairs of gauge operators  $g, \tilde{g} \in \mathcal{L}_G^A \times \mathcal{L}_G^B$  generating a gauge qubit, for which  $\{g, G_j^M\} = 0$  with  $G_j^M \in \mathcal{W} \forall j \in J$  where  $J \subseteq \{1, \dots, \Delta g\}$ . While the associated gauge qubit in  $\mathcal{L}_G^A \times \mathcal{L}_G^B$  was defined by  $\langle \tilde{g}, g \rangle$ , it is in the merged code redefined to be generated by  $\langle \tilde{g}, g \otimes \prod_{j \in J} S_j \rangle$ . Here,  $S_j \in \mathcal{L}_G^M$  is associated with one of the  $\Delta g$  new gauge qubits introduced above.

One can see that this code is indeed generated as indicated in Eq. (A2). Hence, the distinction to the separated codes is that some stabilizers now act on gauge

qubits which can be reversed by gauge fixing. Interestingly, applying this formalism to two Bacon-Shor codes [23] on regular square lattices  $[1, L]^2$ , yields a merged, asymmetric Bacon-Shor code [24] on a  $[1, 2L] \times [1, L]$  lattice.

## Appendix C: Subsystem Surface Code Lattice Surgery

Here, we exemplify subsystem lattice surgery by means of the subsystem surface code (SSC) introduced in Ref. [22]. Therefore, consider two such codes  $\mathcal{G}^A$  and  $\mathcal{G}^B$  defined on regular square lattices  $[1, L]^2$  with qubits located on vertices. In Fig. 4 (a), we chose the smallest SSC with distance  $d = L = 3$  defining a unit cell where the central vertex is unoccupied. The codes are generated by triangle and boundary operators, labeled  $G_i^I$  and  $S_i^I$ , respectively, with  $i = 1, \dots, 4$  and  $I = A, B$  (see Fig. 4 (a)). Triangle operators  $\{G_i^I\}_{i=1, \dots, 4}$  act on qubits adjacent to a triangular plaquette  $p$  as  $G_i^I = \prod_{v \in \mathcal{N}(p)} X_v$  for  $i = 2, 3$  and  $G_i^I = \prod_{v \in \mathcal{N}(p)} Z_v$  for  $i = 1, 4$ . Boundary operators  $\{S_i^I\}_{i=1, \dots, 4}$  are weight-two Pauli operators acting on every other pair of boundary qubits as either  $X$ - or  $Z$ -type operators for  $i = 1, 4$  and  $i = 2, 3$ , respectively. The stabilizer group is defined as

$$\mathcal{S}^I = \langle S_1^I, \dots, S_4^I, G_1^I G_4^I, G_2^I G_3^I \rangle. \quad (\text{C1})$$

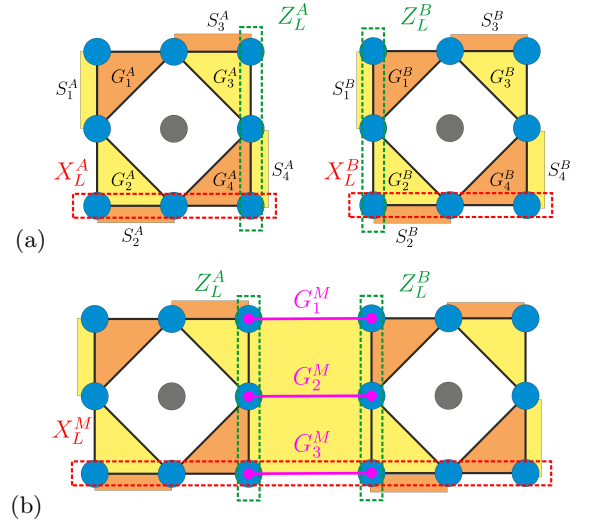


FIG. 4. (a) Example of two subsystem surface codes with distance 3. Qubits are located on vertices depicted in blue, while the central gray vertices are unoccupied. Plaquette generators are color coded with  $X$ -type and  $Z$ -type operators drawn in yellow and orange, respectively. (b) The merged code with additional merging generators colored in purple. Some  $X$ -type operators in  $\mathcal{L}_G^M$  and  $\mathcal{S}^M$  are merged across the boundary.

<sup>5</sup> W.l.o.g. we have assumed that  $[\tilde{g}, G_j^M] = 0 \forall j = 1, \dots, \Delta g$ . Otherwise, we would simply have to apply the same argument to  $\tilde{g} \in \mathcal{L}_G^A \times \mathcal{L}_G^B$  with  $\{\tilde{g}, G_j^M\} = 0$  for some  $j \in J' \subseteq \{1, \dots, \Delta g\}$ .

A single gauge qubit is defined up to irrelevant phases by<sup>6</sup>

$$\mathcal{L}_G^I \propto \langle G_1^I, G_3^I \rangle. \quad (\text{C2})$$

Logical operators  $X_L^I$  and  $Z_L^I$  are tensor products of single-qubit Pauli  $X$ - and  $Z$ -operators, respectively, connecting two opposite boundaries as shown in Fig. 4 (a).

Now we initialize a merged code by measuring merging generators  $\{G_i^M\}_{i=1,2,3}$  as depicted in Fig. 4 (b). The merged code is left with 5 stabilizer qubits,

$$\mathcal{S}^M = \langle S_1^A, S_4^B, G_2^A G_3^A S_1^B, S_4^A G_2^B G_3^B, Z_L^A Z_L^B \rangle \quad (\text{C3})$$

where we only kept stabilizers in  $\mathcal{S}^A \times \mathcal{S}^B$  that commute with the merging generators. Consequently, we can identify 2 additional gauge qubits, i.e. 4 in total,

$$\mathcal{L}_G^M \propto \langle G_1^A, G_3^A S_1^B; G_1^B, G_3^B; G_1^M, S_1^B; G_3^M, S_4^A \rangle. \quad (\text{C4})$$

Here we included a semicolon between generators of independent gauge qubits and neglected additional phases. Evidently, this code has the structure predicted in Appendix B and is indeed a TSSC with distance 3.

- 
- [1] M. A. Nielsen and I. L. Chuang, *Quantum Computation and Quantum Information* (Cambridge University Press, Cambridge, U.K., 2000).
- [2] J. Preskill, *Fault-tolerant quantum computation*, in: *Introduction to Quantum Computation and Information*, eds. H.-K. Lo, T. Spiller, and S. Popescu (World-Scientific, Singapore, 1998) [arXiv:quant-ph/9712048].
- [3] E. T. Campbell, B. M. Terhal, and C. Vuillot, *The Steep Road Towards Robust and Universal Quantum Computation*, e-print arXiv:1612.07330 [quant-ph] (2016).
- [4] D. Gottesman, *Stabilizer Codes and Quantum Error Correction*, Ph.D. thesis, California Institute of Technology, Pasadena, CA, 1997 [arXiv:quant-ph/9705052].
- [5] S. Bravyi and B. Terhal, *A no-go theorem for a two-dimensional self-correcting quantum memory based on stabilizer codes*, *New J. Phys.* **11**, 043029 (2009) [arXiv:0810.1983].
- [6] S. B. Bravyi and A. Y. Kitaev, *Quantum codes on a lattice with boundary*, e-print arXiv:quant-ph/9811052 (1998).
- [7] A. G. Fowler, M. Mariantoni, J. M. Martinis, and A. N. Cleland, *Surface codes: Towards practical large-scale quantum computation*, *Phys. Rev. A* **86**, 032324 (2012) [arXiv:1208.0928].
- [8] H. Bombín and M. A. Martín-Delgado, *Topological Quantum Distillation*, *Phys. Rev. Lett.* **97**, 180501 (2006) [arXiv:quant-ph/0605138].
- [9] K. Fujii and Y. Tokunaga, *Error and loss tolerances of surface codes with general lattice structures*, *Phys. Rev. A* **86**, 020303(R) (2012) [arXiv:1202.2743].
- [10] D. S. Wang, A. G. Fowler, and L. C. L. Hollenberg, *Surface code quantum computing with error rates over 1*, *Phys. Rev. A* **83**, 020302(R) (2011) [arXiv:1009.3686].
- [11] H. Bombín, *Gauge Color Codes: Optimal Transversal Gates and Gauge Fixing in Topological Stabilizer Codes*, *New J. Phys.* **17**, 083002 (2015) [arXiv:1311.0879].
- [12] H. Bombín, *Dimensional jump in quantum error correction*, *New J. Phys.* **18**, 043038 (2016) [arXiv:1412.5079].
- [13] C. Horsman, A. G. Fowler, S. Devitt, and R. Van Meter, *Surface code quantum computing by lattice surgery*, *New J. Phys.* **14**, 123011 (2012) [arXiv:1111.4022].
- [14] A. J. Landahl and C. Ryan-Anderson, *Quantum computing by color-code lattice surgery*, e-print arXiv:1407.5103 [quant-ph] (2014).
- [15] D. Poulin, *Stabilizer Formalism for Operator Quantum Error Correction*, *Phys. Rev. Lett.* **95**, 230504 (2005) [arXiv:quant-ph/0508131].
- [16] R. Raussendorf and H. J. Briegel, *A One-Way Quantum Computer*, *Phys. Rev. Lett.* **86**, 5188 (2001) [arXiv:quant-ph/0010033].
- [17] P. Zanardi, D. Lidar, and S. Lloyd, *Quantum tensor product structures are observable-induced*, *Phys. Rev. Lett.* **92**, 060402 (2004) [arXiv:quant-ph/0308043].
- [18] H. Bombín, *Structure of 2D Topological Stabilizer Codes*, *Commun. Math. Phys.* **327**, 387 (2014) [arXiv:1107.2707].
- [19] H. Bombín, G. Duclos-Cianci and D. Poulin, *Universal topological phase of two-dimensional stabilizer codes*, *New J. Phys.* **14**, 073048 (2012) [arXiv:1103.4606].
- [20] H. Bombín and M. A. Martín-Delgado, *Quantum Measurements and Gates by Code Deformation*, *J. Phys. A: Math. Theor.* **42**, 095302 (2009) [arXiv:0704.2540].
- [21] A. Kubica, B. Yoshida, and F. Pastawski, *Unfolding the color code*, *New J. Phys.* **17**, 083026 (2015) [arXiv:1503.02065].
- [22] S. Bravyi, G. Duclos-Cianci, D. Poulin, and M. Suchara, *Subsystem surface codes with three-qubit check operators*, *Quant. Inf. Comput.* **13**, 0963 (2013) [arXiv:1207.1443].
- [23] D. Bacon, *Operator quantum error-correcting subsystems for self-correcting quantum memories*, *Phys. Rev. A* **73**, 012340 (2006) [arXiv:quant-ph/0506023].
- [24] P. Brooks and J. Preskill, *Fault-tolerant quantum computation with asymmetric Bacon-Shor codes*, *Phys. Rev. A* **87**, 032310 (2013) [arXiv:1211.1400].
- [25] D. Nigg, M. Müller, E. A. Martinez, P. Schindler, M. Hennrich, T. Monz, M. A. Martín-Delgado and R. Blatt, *Quantum computations on a topologically encoded qubit*, *Science* **345**, 302 (2014) [arXiv:1403.5426].
- [26] R. Bowler, J. Gaebler, Y. Lin, T. R. Tan, D. Hanneke, J. D. Jost, J. P. Home, D. Leibfried, and D. J. Wineland, *Coherent Diabatic Ion Transport and Separation in a Multizone Trap Array*, *Phys. Rev. Lett.* **109**, 080502 (2012) [arXiv:1206.0780].
- [27] R. Barends et al., *Superconducting quantum circuits at the surface code threshold for fault tolerance*, *Nature (London)* **508**, 500 (2014) [arXiv:1402.4848].

<sup>6</sup> Whenever we identify a group  $A$  with a generating set  $B$  up to phases, we write  $A \propto B$ .

- [28] N. Y. Yao, L. Jiang, A. V. Gorshkov, P. C. Maurer, G. Giedke, J. I. Cirac, and M. D. Lukin, *Scalable Architecture for a Room Temperature Solid-State Quantum Information Processor*, *Nat. Commun.* **3**, 800 (2012) [[arXiv:1012.2864](#)].
- [29] H. Bombín and M. A. Martín-Delgado, *Exact Topological Quantum Order in  $D = 3$  and Beyond: Branyons and Brane-Net Condensates*, *Phys. Rev. B* **75**, 075103 (2007) [[arXiv:cond-mat/0607736](#)].
- [30] H. Bombín, R. W. Chhajlany, M. Horodecki, and M. A. Martín-Delgado, *Self-Correcting Quantum Computers*, *New J. Phys.* **15**, 055023 (2013) [[arXiv:0907.5228](#)].
- [31] D. Orsucci, M. Tiersch, and H. J. Briegel, *Estimation of coherent error sources from stabilizer measurements*, *Phys. Rev. A* **93**, 042303 (2016) [[arXiv:1512.07083](#)].
- [32] H. Bombín, *Topological subsystem codes*, *Phys. Rev. A* **81**, 032301 (2010) [[arXiv:0908.4246](#)].