

SU(2) Flat Connection on Riemann Surface and Twisted Geometry with Cosmological Constant

Muxin Han^{1,2} and Zichang Huang¹

¹*Department of Physics, Florida Atlantic University, 777 Glades Road, Boca Raton, FL 33431, USA*

²*Institut für Quantengravitation, Universität Erlangen-Nürnberg, Staudtstr. 7/B2, 91058 Erlangen, Germany*

SU(2) flat connection on 2D Riemann surface is shown to relate to the generalized twisted geometry in 3D space with cosmological constant. Various flat connection quantities on Riemann surface are mapped to the geometrical quantities in discrete 3D space. We propose that the moduli space of SU(2) flat connections on Riemann surface generalizes the phase space of twisted geometry or Loop Quantum Gravity to include the cosmological constant.

PACS numbers: 04.60.Pp

I. INTRODUCTION

There has been significant development recently on implementing cosmological constant in Loop Quantum Gravity (LQG) [1–4]. A new covariant formulation of LQG has been developed, and presented a nice relation between LQG in 4D and Chern-Simons theory on 3-manifolds. As one of the key results in the new formulation, the new LQG spinfoam amplitude constructed by using Chern-Simons theory reproduces correctly the 4D (discrete) Einstein-Hilbert action with cosmological constant in the semiclassical limit.

It is interesting to understand the relation between the new covariant formulation and canonical LQG. This paper makes the first step toward this direction. In this work we formulate a new phase space of LQG, which suitably generalized the usual LQG phase space to the situation with cosmological constant. Given that the covariant LQG in 4D has been related to Chern-Simons theory on 3-manifold, the new LQG phase space defined on the 3D spatial slice relates to the phase space of Chern-Simons theory, which is the moduli space of flat connections on 2D Riemann surfaces.

In the usual LQG phase space¹, a useful geometrical parametrization is known as *twisted geometry* [7–13]. The twisted geometry variables are coordinates of LQG phase space, which are interpreted as (discrete) geometrical quantities in 3D space. The twisted geometry is a classical geometry defined on a 3D triangulation, or equivalently on a graph dual to the triangulation. As the main difference from 3D Regge geometry, the twisted geometry only has the triangle area-matching but doesn't force the shape-matching in gluing a pair of flat tetrahedra. In addition, there is a twist angle ξ appearing in the gluing, which relates to the extrinsic curvature of the space (the hyper-dihedral angle between the pair of tetrahedra).

A natural question to ask is that whether the new phase space of LQG with cosmological constant also ad-

mits a geometrical parametrization, which relates to the twisted geometry. The answer is surely positive. Indeed the new phase space relates to a generalized twisted geometry in the presence of cosmological constant. The generalized twisted geometry is made by tetrahedra with constant curvature. As a key point, since the new LQG phase space relates to the flat connection on Riemann surface, what we derived in this work can be understood as the relation between flat connection on 2D surface and twisted geometry in 3D physical space.

This work generalizes the result in [14], where the authors find the relation between SU(2) flat connection on 4-holed sphere and constant curvature tetrahedron geometry.

The main result of this paper is summarized as follows: Recall that the usual LQG phase space² or twisted geometry is defined on a graph dual to a 3D triangulation, we define in Section II A an 1-to-1 correspondence between a graph and a Riemann surface \mathcal{S} with certain decoration. The new LQG phase space is defined to be the moduli space of SU(2) flat connection on \mathcal{S} , denoted by $\mathcal{M}_{flat}(\mathcal{S}, \text{SU}(2))$.

The Riemann surface \mathcal{S} is generally made by gluing a number of 4-holed spheres. On each 4-holed sphere, the flat connection is dual to a constant curvature tetrahedron geometry ([14], reviewed in Section II B). The (curved) tetrahedron closure condition is imposed by the flat connection. So the new LQG phase space and twist geometry in this paper are already at the gauge invariant level.

When the 4-holed spheres are glued to form \mathcal{S} , we define a longitude holonomy G_{ab} of flat connection, which travels from one 4-holed sphere to another (see FIG.1). It is shown in Section II C that G_{ab} can be written in the following form

$$G_{ab} = M_{ab} e^{\xi_{ab} \tau_3} M_{ba}^{-1}, \quad (1)$$

$M_{ab}, M_{ba} \in \text{SU}(2)$ rotate $\hat{z} = (0, 0, 1)$ to the unit normals of a pair of glued faces from two tetrahedra, by the

¹ The LQG phase space is firstly proposed in e.g.[5, 6].

² This may be understood as the truncated LQG phase space.

relation between flat connection on 4-holed spheres and constant curvature tetrahedra. The above form of G_{ab} closely resembles the geometrical interpretation of link holonomy in usual twisted geometry. Here ξ_{ab} plays the role as the twisted angle. The above formula suggests the close relation between $SU(2)$ flat connection on Riemann surface and the generalized twisted geometry with cosmological constant.

Indeed the relation is made precise in Section IID, where we also identify the triangle area from the flat connection, and point out that a generalized area-matching condition is satisfied here.

In Section III, we derive the relation between flat connection variables on Riemann surface and the 3D geometrical variables interested in LQG, in particular, the flux and the holonomy of Ashtekar-Barbero connection. Firstly, We show in Section III A that in the presence of cosmological constant, the usual LQG flux is naturally replaced by an exponentiated flux, which is the proper variable for a curved triangle face. The exponentiated flux is can be identified to the meridian holonomy H_{ab} of flat connection on the Riemann surface.

Secondly, we shown in Section III B that the longitude holonomy G_{ab} on Riemann surface is identified with the LQG holonomy G_{AB} of Ashtekar-Barbero connection along a link traveling from the interior of one tetrahedron to another. The Ashtekar-Barbero connection $A_\alpha^i = \Gamma_\alpha^i + \gamma k_\alpha^i$ contains the extrinsic curvature k_α^i . The discrete version of k_α^i , being the 4D hyper-dihedral angle Θ_{AB} between a pair of neighboring tetrahedra, turns out to be proportional to the twist angle ξ_{ab} in Eq.(1), i.e. $\xi_{ab} = \gamma \Theta_{AB}$ where γ is the Barbero-Immirzi parameter.

As an consequence from the curvature of tetrahedron and tetrahedron faces, the area-normal description of each constant curvature tetrahedron involves a choice of base point among the tetrahedron vertices, where the face normals are located. Certain choices of tetrahedra's base points lead that the path of G_{AB} is non-unique from one tetrahedron to another, in contrast to the situation of flat tetrahedra. This subtlety is discussed in Section III C. It turns out that the different choices of paths of LQG holonomy G_{AB} are in 1-to-1 correspondence to the paths of G_{ab} of flat connection on Riemann surface.

In Section IV, we discuss the symplectic structure of the new LQG phase space $\mathcal{M}_{flat}(\mathcal{S}, SU(2))$ from $SU(2)$ flat connection on Riemann surface. We show that the natural symplectic structure Ω on $\mathcal{M}_{flat}(\mathcal{S}, SU(2))$ (derived from Chern-Simons theory) results in that the triangle area and twist angle ξ_{ab} are the canonical conjugate variables³, resembling the symplectic structure of twisted geometry. Combining the canonical variables of flat connection on 4-holed sphere dual to curved tetrahedron in [14], it shows the symplectic structure Ω on

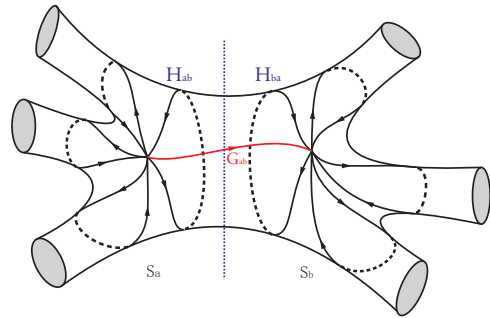


FIG. 1: Two 4-holed spheres S_a and S_b glued together.

$\mathcal{M}_{flat}(\mathcal{S}, SU(2))$ generalizes from the usual LQG to the situation with cosmological constant.

Finally, we carry out the quantization of $\mathcal{M}_{flat}(\mathcal{S}, SU(2))$ in Section V. Quantizing the twisted geometry variables is shown to be the same as a quantum torus. Both the triangle area and twisted angle are quantized and have discrete spectra. The cosmological constant gives a cut-off to the area spectrum. Given the relation between twist angle ξ_{ab} and extrinsic curvature, the discreteness of ξ_{ab} leads to the discreteness of the hyper-dihedral angle Θ_{AB} at the quantum level. It might relate to the discreteness of time in LQG, as proposed in [15].

II. FLAT CONNECTION ON RIEMANN SURFACE AND TWISTED GEOMETRY

A. From Graph to Riemann Surface

As the first step to build a bridge between the twisted geometry on graph and the twisted geometry on Riemann surface, we define a bijection between graph and Riemann surface.

A graph contains a collation of links and vertices, while the vertices are the end-points of the links. Naively one can define a map ρ from graph to Riemann surface as follows. Firstly we map each n-valence vertex into a 2D-sphere with n points and their neighborhoods on sphere removed. Then map each link into a cylinder connecting the holes on different spheres. By doing so we promote a graph into a surface. However, map ρ is surjective but not injective.

Topologically two n-holed spheres connected by a cylinder are homeomorphism to a $(2n-2)$ -holed sphere which means, by using ρ^{-1} , this Riemann surface is brought to either a graph of $(2n-2)$ -valence vertex or a graph of two n-valence vertices connected by one link. So ρ^{-1} is not single-valued.

For example, assuming we have a graph made by a pair of 4-valence vertices connected by a link as it is showed in FIG.2, ρ will map this graph to a Riemann surface as FIG.3.

However, since FIG.3 is topologically equivalent to a

³ They relate to the famous Fenchel-Nielsen coordinates of flat connections, see Appendix A for explanation.

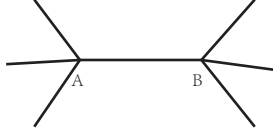


FIG. 2: An example of graph. Two 4-valence vertices A and B are connected by a link.

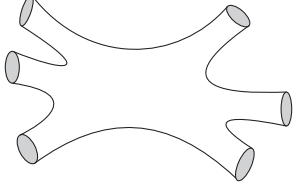


FIG. 3: The Riemann surface made by connecting two 4-holed spheres.

6-holed sphere, the graph made by a 6-valence vertex like FIG.4 will also be mapped into FIG.3.

But we can construct a map $\hat{\rho}$ between graph and Riemann surface as a bijection by decorating the Riemann surface. More concretely, $\hat{\rho}$ maps graphs to Riemann surfaces nearly the same as ρ , except that $\hat{\rho}$ maps a link to a cylinder decorated with a meridian, and maps a n -valence vertex into a n -holed sphere with a base point located on it.

As for the map $\hat{\rho}^{-1}$, the graph is recovered by connecting all base points on decorated Riemann surface with links, under the condition that each decorated meridian should only intersect one link.

So $\hat{\rho}$ maps FIG.2 to the decorated Riemann surface FIG.5 and maps FIG.4 to the surface FIG.6, which eliminates the ambiguity we mentioned before by distinguishing different decorations.

The inverse of the map brings FIG.5 and FIG.6 to FIG.7 and FIG.8 respectively without creating any problem.

Although the naive map ρ is not a bijection between graph and Riemann surface, $\hat{\rho}$ is a bijection between graph and Riemann surface decorated by base points and meridians. In the rest part of the paper, we often use the word Riemann surface to refer to the decorated Riemann surface.

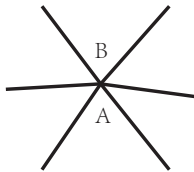


FIG. 4: An alternative graph relating to FIG.3 by ρ

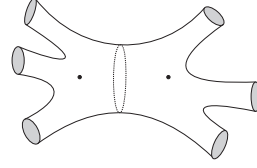


FIG. 5: A Riemann surface decorated by two base points and a meridian.

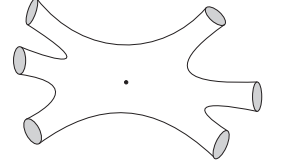


FIG. 6: A Riemann surface decorated by a base point.

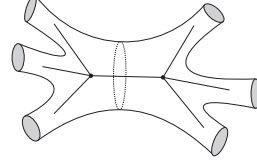


FIG. 7: A graph recovered from Riemann surface FIG.5.

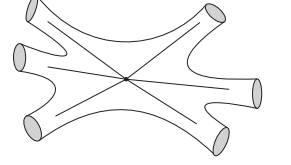


FIG. 8: Graph recovered from Riemann surface FIG.6.

B. Flat Connection on Riemann Surface and Curved Tetrahedron

Given a 4-holed 2D-sphere denoted by S_a , according to [1, 2, 4, 14], there is a bijection between a flat $SU(2)$ connection defined on S_a and a convex constant curvature tetrahedra geometry as far as the non-degenerate geometry is concerned.

The 4-holed sphere is considered as a decorated Riemann surface which has a base point. Denote by H_i the $SU(2)$ holonomy along the loop which starts from the base point of the sphere, goes around the i -th hole⁴ on the sphere, and returns to the base point, we have

$$\prod_i H_i = e. \quad (2)$$

On the other hand, if we have a convex tetrahedra, by choosing a base point and a special edge we can define the closed paths along the boundary of each face. More specifically, if the base point is contained in the boundary of the face⁵, the path will start from the base point, go around the face and end at the base point. If the base

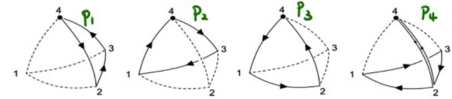


FIG. 9: Path on tetrahedron, where point 4 is a base point and edge 2-4 is a special edge.

⁴ i , which is a number from 1 to 4, labels 4 holes on the sphere
⁵ Like the face (1, 2, 4), (2, 3, 4) and (1, 2, 4) in FIG9.

point is not contained in the boundary of the face⁶ the path will start from the base point, go along the special edge, move around the face, return back to base point through the special edge again. See FIG.9.

The spin-connection holonomies of those paths will obey the relation

$$\prod_i U_{\partial f_i} = e, \quad (3)$$

which is identical to Eq.(2) of the $SU(2)$ flat connection holonomies. It suggests an identification between the flat connection holonomies H_i on S_a and the spin-connection holonomies $U_{\partial f_i}$ on tetrahedron.

Furthermore, [2] also shows that for the constant curvature tetrahedron whose faces are of vanishing extrinsic curvature, $U_{\partial f_i}$ relates to the area A_i and normal N_i of the face f_i by

$$H_i = U_{\partial f_i} = \exp\left(\frac{\Lambda}{3} A_i N^i \tau_i\right) \in SU(2), \quad (4)$$

where N_i is the unit surface normal located at the base point, and $\tau_i = -\frac{i}{2}\sigma_i$ (σ_i is the i -th Pauli matrix).

It turns out that (2) or (3) is the closure condition for the constant curvature tetrahedron. Namely given the data A_i, N_i satisfying (2) or (3), a unique convex tetrahedron of constant curvature Λ can be reconstructed [2, 14]. As Λ tends to be small, (2) reduces to the usual closure condition of the flat tetrahedron

$$\sum_i A_i N^i = 0. \quad (5)$$

C. Gluing 4-holed Spheres

We expect that if we have a Riemann surface made by connecting two 4-holed spheres S_a, S_b by a 2D-cylinder, the flat connection on this surface have a geometry interpretation as gluing two curved tetrahedra.

FIG.1 showed an example. The middle dash line implies the decoration-meridian. H_{ab} stands for the holonomy around a hole on S_a . H_{ba} goes around the corresponding hole on S_b which is glued to the hole on S_a . G_{ab} is the holonomy connecting two base points. We consider the flat $SU(2)$ connection on the Riemann surface. The flatness implies

$$H_{ab} = G_{ab} H_{ba} G_{ab}^{-1}. \quad (6)$$

all H_{ab}, G_{ab}, H_{ba} belong to $SU(2)$.

H_{ab} can be diagonalized as

$$H_{ab} = M_{ab} \begin{pmatrix} x_{ab} & 0 \\ 0 & x_{ab}^{-1} \end{pmatrix} M_{ab}^{-1} \quad (7)$$

Similarly for H_{ba}

$$H_{ba} = M_{ba} \begin{pmatrix} x_{ba} & 0 \\ 0 & x_{ba}^{-1} \end{pmatrix} M_{ba}^{-1} \quad (8)$$

Both of the matrices M_{ab}, M_{ba} belong to $SU(2)$.

As a consequence of Eq.(6), the eigenvalues of H_{ab} and H_{ba} are identical

$$x_{ab} = x_{ba}. \quad (9)$$

Inserting Eqs.(7) and (8) into (6) shows that the combination $M_{ab}^{-1} G_{ab} M_{ba}$ commutes with $\text{diag}(x_{ab}, x_{ab}^{-1})$. It implies $M_{ab}^{-1} G_{ab} M_{ba}$ is diagonal

$$M_{ab}^{-1} G_{ab} M_{ba} = \begin{pmatrix} e^{-i\xi_{ab}/2} & 0 \\ 0 & e^{i\xi_{ab}/2} \end{pmatrix}, \quad (10)$$

which means

$$G_{ab} = M_{ab} e^{\xi_{ab}\tau_3} M_{ba}^{-1}. \quad (11)$$

Here we note that the parameter ξ_{ab} is not uniquely determined by G_{ab} . In Eqs.(7) and (8), x_{ab} is invariant under the ‘‘gauge transformation’’ $M_{ab} \rightarrow M_{ab} e^{\alpha'\tau_3}$ and $M_{ba} \rightarrow M_{ba} e^{\alpha''\tau_3}$. As a result, there is a gauge parameter $\alpha = \alpha' - \alpha''$ appearing in equation (10) so that $\xi_{ab} \rightarrow \xi_{ab} - \alpha$. Eq.(11) becomes

$$G_{ab} = M_{ab} e^{(\xi_{ab}-\alpha)\tau_3} M_{ba}^{-1}. \quad (12)$$

It turns out that $\ln x_{ab}$ and ξ_{ab} are a pair of symplectic coordinates of $SU(2)$ flat connections on Riemann surface. The freedom of α corresponds to the freedom in choosing the $\xi_{ab} = 0$ in the coordinate system. The details are given in Appendix A.

D. Relation with Twisted Geometry

The equation (11), coming from the $SU(2)$ flat connection on Riemann surface, suggests a relation with the twisted geometry in 3-dimensions.

As it is introduced in [7], the twisted geometry defined on a graph Γ has the phase space $S_2 \otimes S_2 \otimes T^*S_1$ on each link. The phase space can be parametrized by the collection of variables (N, \tilde{N}, j, ξ) . $N = n\tau_3 n^{-1} = N^i \tau_i$ and $\tilde{N} = \tilde{n}\tau_3 \tilde{n}^{-1} = \tilde{N}^i \tau_i$ indicate the unit normals N^i, \tilde{N}^i of the 2-face dual to the link. N^i, \tilde{N}^i associates to the two ends of the link. n, \tilde{n} are the rotations transforming $\hat{z} = (0, 0, 1)$ to the vectors N^i, \tilde{N}^i . j is the area of the 2-face. The twist angle ξ relates to the link holonomy g by

$$g = n e^{\xi\tau_3} \tilde{n}^{-1}. \quad (13)$$

which shares the similarity with Eq.(11)

The $SU(2)$ flat connection on each of the pair of 4-holed spheres S_a, S_b relates to the geometry of a constant curvature tetrahedron. Gluing S_a, S_b and obtaining the

⁶ Like face (1, 2, 3) in FIG.9.

Riemann surface FIG.1 suggest the topological gluing of two tetrahedra through a common face as FIG.10. Eq.(4) relates H_{ab} to the geometry of a face of the tetrahedron associated to S_a . Then Eq.(7) implies that

$$x_{ab} = \exp\left(-\frac{i\Lambda}{6}A_{ab}\right), \quad N_{ab}^i \tau_i = M_{ab} \tau_3 M_{ab}^{-1} \quad (14)$$

where A_{ab} is the area of the face. N_{ab}^i is the unit normal of the face located at the tetrahedron base point. The $SU(2)$ matrix M_{ab} is thus the rotation transforming $\hat{z} = (0, 0, 1)$ to \vec{N}_{ab} , playing precisely the same role as n in twisted geometry. A similar interpretation is valid for H_{ba} . M_{ba} plays the same role as \tilde{n} . The angles α', α'' are the freedom of rotations in the plane perpendicular to $\vec{N}_{ab}, \vec{N}_{ba}$. As a result, the relation Eq.(11) of G_{ab} on Riemann surface resembles the twisted geometry equation (13). G_{ab} relates the two unit normals $\vec{N}_{ab}, \vec{N}_{ba}$ of the gluing interface, where \vec{N}_{ab} (\vec{N}_{ba}) is located at the base point of the left (right) tetrahedron. G_{ab} again presents a twist angle ξ_{ab} between $\vec{N}_{ab}, \vec{N}_{ba}$, in the same way as the twisted geometry.

The resemblance between twisted geometry and $SU(2)$ flat connection on Riemann surface may be summarized by the following:

$$\begin{aligned} n &\leftrightarrow M_{ab}, \quad \tilde{n} \leftrightarrow M_{ba}, \\ j &\leftrightarrow \ln x_{ab}, \quad \xi \leftrightarrow \xi_{ab}. \end{aligned} \quad (15)$$

It suggests that the twisted geometry can be generalized to the situation with constant curvature tetrahedron. The generalized twisted geometry relates naturally to the $SU(2)$ flat connection on Riemann surface. The twist angle ξ in the usual twisted geometry has been interpreted as the extrinsic curvature of the spatial slice, when g is the holonomy of the Ashtekar-Barbero connection along the link [8, 9]. A similar interpretation can be obtained for ξ_{ab} from G_{ab} on Riemann surface, which is discussed in the next section.

The identification $x_{ab} = x_{ba}$ is a generalization of the area-matching condition in twisted geometry. There is a key subtlety in comparing $x_{ab} = x_{ba}$ and the usual area-matching. x_{ab} relates A_{ab} via an exponential. The periodicity restricts $A_{ab} \in [0, \frac{12\pi}{|\Lambda|}]$. However there is no restriction to guarantee that the constant curvatures Λ are the same from the pair of tetrahedra. It may happen that the first tetrahedron corresponding to S_a is spherical ($\Lambda > 0$), while the second tetrahedron corresponding to S_b is hyperbolic ($\Lambda < 0$). Due to this subtlety, $x_{ab} = x_{ba}$ doesn't restrictively implies the area matching $A_{ab} = A_{ba}$, but rather contains an ambiguity. More precisely, it implies that

$$A_{ab} = A_{ba} \quad \text{or} \quad \frac{|\Lambda|}{3} A_{ab} = 2\pi - \frac{|\Lambda|}{3} A_{ba}. \quad (16)$$

The source of this ambiguity is the proper interpretation of tetrahedron face area from the closure condition

Eq.(3). The details can be found in [2, 14] ⁷.

At the quantum level, in the spinfoam model with cosmological constant [1], x_{ab} relates to the spins $j_{ab} \in \mathbb{N}/2$ by $x_{ab} = \exp(\frac{2\pi i}{k} j_{ab})$, where the integer k is the Chern-Simons level. So $x_{ab} = x_{ba}$ implies $j_{ab} = j_{ba}$ which is the same identity as the spin-network. The above ambiguity of area-matching comes from the ambiguity in interpreting the spins j_{ab} as areas at the level of constant curvature tetrahedron. However the ambiguity Eq.(16) is resolved dynamically in the semiclassical limit of spinfoam amplitude, which exhibits more constraints than the twisted geometry, and implies the gluing of tetrahedra with both area and shape matchings of their faces [1].

In the present paper, we work at the level of twisted geometry, and admit that there is an ambiguity Eq.(16) of area-matching when the twisted geometry is generalized to curved tetrahedra. The ‘‘generalized area-matching condition’’ is $x_{ab} = x_{ba}$ in the present context.

As another important remark, the $SU(2)$ flat connection on Riemann surface automatically implies the closure condition Eq.(3). Therefore the twisted geometry obtained from $SU(2)$ flat connection on Riemann surface is at the level of the gauge invariant twisted geometry (à la [7]), in which the tetrahedron closure condition has been implemented.

III. GEOMETRIC INTERPRETATION OF TWISTED GEOMETRY

In [9] and [8], a relation between twist angle and extrinsic curvature has been established for the usual twisted geometry. The twist angle ξ can be interpreted as $\gamma\Theta$, where Θ is the hyper-dihedral (boost) angle between two tetrahedra, and γ is the Barbero-Immirzi parameter. The hyper-dihedral angle Θ is a discrete version of extrinsic curvature as $k_{\alpha\beta}$. The flux variable X in LQG is interpreted as jN^i where j is the area and N^i is the normal of the face.

In this section, we show that the geometric interpretation of twisted geometry on graph remains valid in the generalized twisted geometry from flat $SU(2)$ connection on Riemann surface.

One of the key difference between a geometry made piecewise by curved tetrahedra and a traditional Regge geometry is that, instead of the flatness inside each tetrahedra for the usual Regge case, it is curved inside each of the tetrahedra in our case. Just as the difference between special relativity and general relativity, we can no longer directly compare or inner product vectors at different points in space. Comparing vectors at different points involves a parallel transportation.

⁷ In the case of small area $A_{ab}, A_{ba} \ll |\Lambda|^{-1}$, the second possibility cannot hold, which resolves the ambiguity.

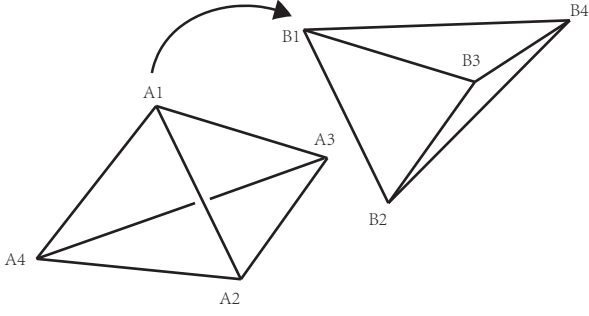


FIG. 10: Gluing topologically two tetrahedra through the interface (1, 2, 3). The topological gluing doesn't necessarily identify the geometry of the common face.

Consider in 4D spacetime, a 3D spatial slice triangulated by constant curvature tetrahedra. For each tetrahedron, instead of defining a general space-like normal vector for its surfaces, we have to specify the space-like normal vector of each surfaces at a certain base point of the surface. Similarly, the 4D normal of the tetrahedron should be defined at the base point of the tetrahedron.

A. Exponentiated Flux

The flux X of a face f is used to be defined as $\int_f e \wedge e$ in the usual context of LQG or twisted geometry. However it has been suggested in [14, 16], that in the presence of cosmological constant or constant curvature tetrahedron, X should be replaced by a suitable version of exponentiated flux.

Indeed we consider the 3D spin connection Γ_α^i determined by the triad e_α^i , and define the holonomy of Γ_α^i along the boundary of each tetrahedron face⁸. By non-abelian stokes theorem, we have

$$\begin{aligned} U_{\partial f} &= \mathcal{P} \exp \left(\oint_{\partial f} \Gamma \right) \\ &= \mathcal{P} \exp \left(\int_f U(x) R U^{-1}(x) \right), \end{aligned} \quad (17)$$

where \mathcal{P} stands for path ordering in the first line and surface ordering in second line. R is the curvature obtained from Γ_α^i . A path system has been chosen on f such that for each point $x \in f$, there is a path p_x connecting x to the base point of $U_{\partial f}$. $U(x)$ is the parallel transportation by Γ along the path p_x .

Within each tetrahedron, the geometry is of constant

curvature, which implies $R = \frac{\Lambda}{3} e \wedge e$. Therefore

$$\begin{aligned} U_{\partial f} &= \mathcal{P} \exp \left(\frac{\Lambda}{3} \int_f U(x) (e \wedge e) U^{-1}(x) \right) \\ &= \mathcal{P} \prod_x \exp \left[\frac{\Lambda}{3} U(x) (\epsilon^{\alpha\beta} e_\alpha e_\beta \delta A(x)) U^{-1}(x) \right]. \end{aligned} \quad (18)$$

We have discretized the integral in the above. Each point x is contained in a plaquette whose area is $\delta A(x)$. Here $U(x)$ parallel transport $\epsilon^{\alpha\beta} e_\alpha e_\beta$ to the base point of $U_{\partial f}$ along p_x . Moreover f , as a face of constant curvature tetrahedron, is a flatly embedded surface (vanishing extrinsic curvature) in 3d constant curvature space. f being a flatly embedded surface implies that the quantity $\frac{\Lambda}{3} U(x) (\epsilon^{\alpha\beta} e_\alpha e_\beta) U^{-1}(x)$ (located at the base point) is independent of x [1].

At the base point, the wedge product of two orthonormal frame vectors along the interface gives the surface normal \vec{N} which in $SU(2)$ representation is $N^i \tau_i$. So equation (18) reduces to

$$U_{\partial f} = \exp \left(\frac{\Lambda}{3} A N^i \tau_i \right) \quad (19)$$

where A is the area of the surface. In the usual twisted geometry the flux variable is given by $\vec{X} = A \vec{N}$ where \vec{N} is the normal of a flat tetrahedron face. The new variable $U_{\partial f}$, which is natural in the present context of curved tetrahedron, is manifestly an exponentiated flux variable, with \vec{N} being the face normal at the base point.

This actually proves the equation (4). By the correspondence between constant curvature tetrahedron and $SU(2)$ flat connection on 4-holed sphere [14], $U_{\partial f}$ is identified with the holonomy H_{ab} of flat connection.

For a pair of tetrahedra topologically glued as in FIG.10, their interface $f = (1, 2, 3)$ has two exponentiated fluxes $U_{\partial f}$ and $\tilde{U}_{\partial f}$ associated to two different tetrahedra. They relate respectively to two different normals \vec{N}_{ab} and \vec{N}_{ba} located at the base points of tetrahedra A and B.

In the reconstruction of constant curvature tetrahedron geometry from flat $SU(2)$ connection on S_a or S_b , all the resulting face normals of tetrahedron A and tetrahedron B are located at their base points respectively.

B. Twist Angle and Extrinsic Curvature

Take Figure.10 as an example of gluing two tetrahedra, tetrahedron A is gluing with tetrahedron B through the interface labeled by (1, 2, 3), which means the point A1 identifies with B1 after the gluing, so do the points A2, A3 and B2, B3.

We firstly consider a simple case: We set tetrahedron A and tetrahedron B share the same base point at A1 as well as B1. In the following, this point is often mentioned as point 1 for abbreviation, and the interface (1, 2, 3) will be denoted as f_{AB} .

⁸ If the base point is not contained in the face, then the holonomy will use the special edge to connect the base point and the face as it is showed in the last picture in FIG.9.

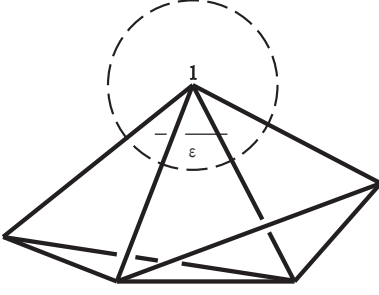


FIG. 11: The dash circle stands for a small open sphere around point 1. The link ϵ is at the vicinity of the base point of tetrahedra.

In order to discuss the extrinsic curvature k and its relation with the twist angle ξ_{ab} , we consider a Regge geometry on the spatial slice, which is made by tetrahedra with constant curvature Λ . We zoom into a pair of glued tetrahedra as FIG.(10). In the present situation, both of the 4D (timelike) normals of two tetrahedra are defined at the common base point 1, so does the derivative of 4D normals. Although in the usual Regge geometry the extrinsic curvature is smeared on the entire interface [9], it is reasonable now to regulate the smeared extrinsic curvature in a neighborhood at the base point, since the extrinsic curvature is the derivative of 4D normal. It is also consistent with the semiclassical geometry emerged from spinfoam [1], in which the discrete extrinsic curvature is defined at the base point, instead of being defined at the common face.

By the above argument, the discrete extrinsic curvature is given by

$$k_{\alpha\beta}(x) = \Theta_{AB} \int_{f_\epsilon} N_\alpha(x) N_\beta(x) \delta^3(x, f_\epsilon(\sigma)) d^2\sigma, \quad (20)$$

f_ϵ is the neighborhood of point 1 on face f_{AB} . $N_\alpha(x)$ is the 3D normal vector field on f_{AB} . N_α is not a constant since the face is curved. $k_{\alpha\beta}$ only has the component normal to f_{AB} because it describes the change of 4D normals across f_{AB} . The plane where 4D normal rotates is orthogonal to f_{AB} . Θ_{AB} is the boost angle (hyper-dihedral angle) between the 4D-normals of the two tetrahedra [8, 9].

We define a holonomy G_{AB} of Ashtekar-Barbero connection $A_\alpha^i = \Gamma_\alpha^i + \gamma k_\alpha^i$ traveling within a small neighborhood at the common base point. G_{AB} is along an infinitesimal link ϵ which intersect f_{AB} transversely.

$$G_{AB} = \mathcal{P} \exp \int_\epsilon d\epsilon^\alpha (\Gamma_\alpha^i + \gamma e^{\beta i} k_{\alpha\beta}) \tau_i, \quad (21)$$

$e^{\alpha i}$ is a triad defined in the neighborhood.

At the vicinity of the base point, we can choose a smooth triad field e_α^i in tetrahedron A and extend smoothly to tetrahedron B. The 3D spin connection Γ_α^i

determined by e_α^i is a smooth field when crossing f_{AB} ⁹. Thus in G_{AB} , the contribution from the spin connection Γ_α^i is tiny since ϵ is infinitesimal. The main contribution comes from the extrinsic curvature. Combining (20), we have

$$\begin{aligned} G_{AB} &\simeq \mathcal{P} \exp \int_{f_\epsilon} \int_\epsilon \gamma e^{\beta i} \Theta_{AB} N_\alpha N_\beta \delta^3(x, f_\epsilon(\sigma)) \tau_i d\epsilon^\alpha d^2\sigma \\ &= \exp(\gamma \Theta_{AB} N^i \tau_i) \end{aligned} \quad (22)$$

where $N^i = e^{\beta i} N_\beta$ is located at the intersection between ϵ and f_ϵ . As the limit $\epsilon \rightarrow 0$, the intersection approaches to the common base point (point 1).

We are free to perform a gauge transformation at one end of ϵ on the tetrahedron B side. The gauge transformation is written as $V = M_{ab}(M_{ba} e^{\alpha \tau_3})^{-1}$ where the notions M_{ab}, M_{ba}, α are explained in a moment. After the gauge transformation $G_{AB} \rightarrow G_{AB} V$ is written as¹⁰

$$\begin{aligned} G_{AB} &= M_{ab} e^{\gamma \Theta_{AB} M_{ab}^{-1} N^i \tau_i M_{ab}} e^{-\alpha \tau_3} M_{ba}^{-1} \\ &\simeq M_{ab} e^{(\gamma \Theta_{AB} - \alpha) \tau_3} M_{ba}^{-1} \end{aligned} \quad (23)$$

As the limit $\epsilon \rightarrow 0$, $M_{ab} \in SU(2)$ has been set to be the rotation transforming \hat{z} to \vec{N} . $\vec{N} \equiv \vec{N}_{ab}$ is understood as the normal of f_{AB} at the base point of tetrahedron A. $M_{ba} \in SU(2)$ rotations the local frame in tetrahedron B, and rotation \hat{z} to a new vector \vec{N}_{ba} , understood as the normal of f_{AB} at the base point of tetrahedron B (as the limit $\epsilon \rightarrow 0$). Namely M_{ab}, M_{ba} have the same geometrical meaning as the ones interpreted previously in Eq.(11). The angle α is again the rotation freedom in the plane perpendicular to the face normal.

Comparing Eqs.(23) and (12), we find the flat connection holonomy G_{ab} on Riemann surface can be identified with the (infinitesimal) holonomy G_{AB} of Ashtekar-Barbero connection in 3D space discretized by constant curvature tetrahedra. It relates the twist angle ξ_{ab} to the hyper-dihedral boost angle Θ_{AB} by

$$\xi_{ab} = \gamma \Theta_{AB}. \quad (24)$$

C. More General Choices of base points

The path ϵ of G_{AB} being infinitesimal is an artifact from assuming tetrahedra A and B to share the same base point. If two tetrahedra have different base points, G_{AB} will be not infinitesimal. Consequently, we also need to take the different shapes of the path into consideration.

In general, G_{AB} is defined as the holonomy of Ashtekar-Barbero connection along the path connecting

⁹ The 3D curvature of Γ_α^i is smooth except at each internal edge. The internal edge is the hinge of 3D deficit angle.

¹⁰ The periodicity of $\gamma \Theta_{AB}$ on the exponential reflects the compactness of the space of $SU(2)$ Ashtekar-Barbero connection.

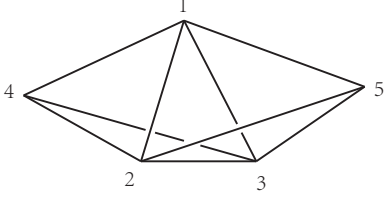


FIG. 12: Two tetrahedra with their vertices labeled by numbers through 1 to 5.

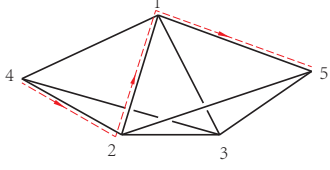


FIG. 13: The path $4 \rightarrow 2 \rightarrow 1 \rightarrow 5$ which is labelled as p_0

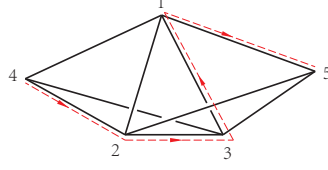


FIG. 14: The path $4 \rightarrow 2 \rightarrow 3 \rightarrow 1 \rightarrow 5$ which is labeled as p_{-1}

two base points of two tetrahedra. When two points coincide, the path of G_{AB} is defined un-ambiguously as in previous section. However when two base points doesn't coincide, the path connecting them may be non-unique.

Consider again two tetrahedra glued together. For convenient, we label the vertices by the number through 1 to 5 as it is showed in FIG.12.

As mentioned in Section.II B, the base point and special edge have to be specified on each tetrahedra so that the tetrahedron geometry relates to a flat connection on 4-holed sphere. Let's define point 4 and point 5 in FIG.12 as the base point for two tetrahedra respectively and define edge $4 - 2$ and edge $5 - 1$ as the respective special edges.

We may choose the path of G_{AB} to sequentially pass through $4 \rightarrow 2 \rightarrow 1 \rightarrow 5$ as it is showed in FIG.13¹¹. Let's denote this path as p_0 . However, there is another path passing through $4 \rightarrow 2 \rightarrow 3 \rightarrow 1 \rightarrow 5$ as it is showed in FIG.14, denoted by p_{-1} . Clearly path p_{-1} is just path p_0 plus an additional closed winding $1 \rightarrow 2 \rightarrow 3 \rightarrow 1$. Similarly we may add a closed winding $1 \rightarrow 3 \rightarrow 2 \rightarrow 1$ to make the path looks like FIG.15, denoted by p_1 , or add two more closed windings $1 \rightarrow 2 \rightarrow 3 \rightarrow 1$ to p_0 to get a path like FIG.16, denoted by p_{-2} . We define the winding $1 \rightarrow 2 \rightarrow 3 \rightarrow 1$ as right-handed and $1 \rightarrow 3 \rightarrow 2 \rightarrow 1$ as left-handed. These examples indicate that (1) the path connecting the base points 4 and 5 is not unique, and (2) the paths connecting 4 and 5 can be classified by the number of windings along the boundary

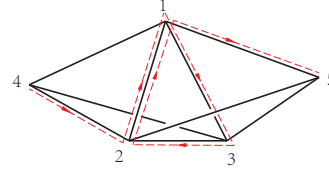


FIG. 15: The path p_1 constructed by adding p_0 with one left-handed winding.

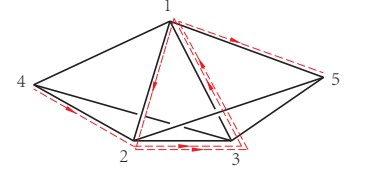


FIG. 16: The path p_{-2} made by p_0 combining with two right-handed windings.

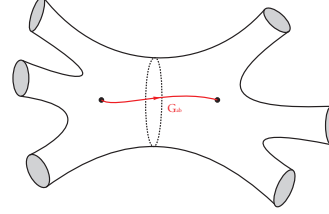


FIG. 17: The path \hat{p}_0 .

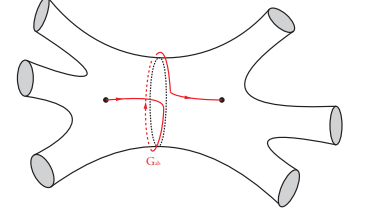


FIG. 18: The path \hat{p}_{-1} made by adding \hat{p}_0 with a right-handed winding.

of interface, when the paths contain the special edges of two tetrahedra. We can make any path by adding right-handed or left-handed windings to p_0 . We label the path between 4 and 5 by p_i , where $i \in \mathbb{Z}$ is the winding number.

The above paths p_i are in 1-to-1 correspondence to the paths for G_{ab} of the flat connection on Riemann surface.

On a Riemann surface like FIG.7, the holonomy G_{ab} is along the path connecting two base points of the 4-holed spheres. The paths is again not unique. With the pair of base points fixed, the homotopy classes of the paths are again classified by the windings along the meridian¹². For instance, we may have a path connecting the base points as it is showed in FIG.17, denoted by \hat{p}_0 . We may draw some different paths \hat{p}_i by adding \hat{p}_0 with right-handed windings ($i < 0$) or left-handed windings ($i > 0$) along the meridian. FIG.17 to FIG.20 are the examples of these

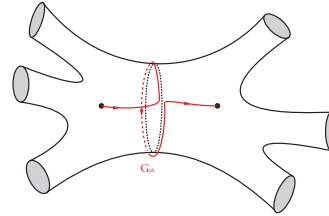


FIG. 19: The path \hat{p}_1 made by adding \hat{p}_0 with a left-handed winding.

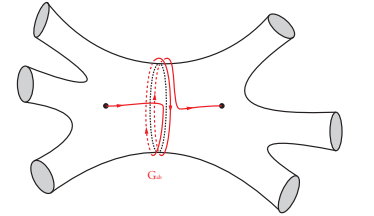


FIG. 20: The path \hat{p}_{-2} made by adding two right-handed windings to \hat{p}_0

¹¹ For convenience, we set the path of G_{AB} always contain the special edges when the base points are not on the interface. It is consistent with the choice of path for G_{ab} on Riemann surface shown in FIG.9.

¹² Within each homotopy class, the paths give the same G_{ab} because the connection is flat.

paths.

A bijection can be defined by relating p_i , being the path of G_{AB} on tetrahedra, to \hat{p}_i which is the path of holonomy G_{ab} on Riemann surface.

However, no matter along which path the holonomy G_{AB} on tetrahedra is defined, the common features are that (1) the path goes from one tetrahedron to the other, and (2) the path pass through at least one vertex of the interface triangle for at least once. So we are able to choose one vertex P of the interface f_{AB} . The vicinity of P is understood to contain the intersection between the path and the interface, as the path travels from one tetrahedron to the other. More precisely, we perform a regularization so that the path is not precisely along the edges of tetrahedra but is rather located slightly inside the tetrahedra. It has an infinitesimal distance ϵ from the tetrahedron edges.

The (regularized) path of G_{AB} can be divided into three segments. The 1st segment (with holonomy G_{PB}) connects the base point of tetrahedron B to the vicinity of the chosen interface vertex P , the 2nd segment is the infinitesimal link ϵ in the vicinity of P , and intersects transversely the interface f_{AB} , the same as the one in Section III B. The 3rd segment (with holonomy G_{AP}) connects the vicinity of P to the base point of tetrahedron A¹³. As it is mentioned in the last paragraph, the 1st and 3rd segments of G_{PB} and G_{AP} are not precisely along the edges of tetrahedra, but slightly located inside the tetrahedron B and A.

Denote the separation of G_{AB} as

$$G_{AB} = G_{AP} G_{\epsilon} G_{PB} \quad (25)$$

Recall G_{AB} is the holonomy of Ashtekar-Barbero connection $A_{\alpha}^i = \Gamma_{\alpha}^i + \gamma k_{\alpha}^i$. In the discretization, the extrinsic curvature Eq.(20) is only located at the interface f_{AB} , and inside the neighborhood f_{ϵ} of the chosen vertex P (So the hyper-dihedral angle Θ_{AB} is defined at P). So the extrinsic curvature k_{α}^i only contributes G_{ϵ} , while G_{AP}, G_{PB} only receive the contribution from the spin connection Γ_{α}^i , since they are slightly inside the tetrahedra A and B. Thus G_{AP} or G_{PB} are parallel transports relating the reference frames at different points inside tetrahedron A or B. G_{AP}^{-1} parallel transports the interface normal \vec{N}_{ab} from the base point of tetrahedron A to the vicinity of P , and G_{PB} parallel transports \vec{N}_{ba} from the base point of tetrahedron B to the vicinity of P .

Within the vicinity of P , G_{ϵ} has been computed in Eqs (22) and (23). As a result, we obtain again

$$G_{AB} = M_{ab} e^{(\gamma\Theta_{AB} - \alpha)\tau_3} M_{ba}^{-1}, \quad (26)$$

Here M_{ab}, M_{ba} is different from the ones in (23) up to the additional parallel transports G_{AP}, G_{PB} . But the new

M_{ab}, M_{ba} have the right geometrical meaning as the ones interpreted previously in Eq.(11). Namely M_{ab} (M_{ba}) rotations \hat{z} to the normal \vec{N}_{ab} (\vec{N}_{ba}). The normals $\vec{N}_{ab}, \vec{N}_{ba}$ of the interface f_{AB} are located respectively at the base points of tetrahedra A and B. Θ_{AB} is the hyper-dihedral boost angle at P .

Comparing to Eq.(12), identifying G_{ab} to G_{AB} relates the twist angle to the hyper-dihedral angle

$$\xi_{ab} = \gamma\Theta_{AB}. \quad (27)$$

IV. SYMPLECTIC STRUCTURE

The usual twisted geometry phase space $P = S^1 \otimes S^1 \otimes T^*S^1$ quotient out \mathbb{Z}_2 and the kernel of the symplectic structure is symplectomorphic to $T^*SU(2)$, which is the phase space of LQG on an edge, at the non-gauge-invariant level. But we still need to pick out the subspace fulfilling the closure condition and quotient out the $SU(2)^V$ gauge equivalence which is generated by closure condition on each tetrahedron. Finally at the gauge-invariant level, LQG phase space is $T^*SU(2)^E // SU(2)^V$.

However, in this paper we relate the $SU(2)$ flat connection on Riemann surface to the generalized twisted geometry with curved tetrahedra. The flat connection on Riemann surface automatically take the closure condition Eq.(2) into account. So the discussion in this paper is directly at the gauge invariant level.

For a closed Riemann surface \mathcal{S} (relating to a closed graph by $\hat{\rho}$), the moduli space of $SU(2)$ flat connections $\mathcal{M}_{flat}(\mathcal{S}, SU(2))$ is a symplectic space, whose symplectic structure is $\Omega = \frac{k}{4\pi} \int_{\mathcal{S}} \text{tr} [\delta_1 A \wedge \delta_2 A]$ (k becomes Chern-Simons level in quantum theory). Ω can be derived from Chern-Simons theory on $\mathcal{S} \times \mathbb{R}$. We propose that in the presence of cosmological constant Λ , $\mathcal{M}_{flat}(\mathcal{S}, SU(2))$ is a generalization of the LQG phase space $T^*SU(2)^E // SU(2)^V$ base on the graph $\hat{\rho}(\mathcal{S})$. It is easy to check that they have the same dimension.

What's more, the symplectic form Ω can be parametrized by x_{ab} and ξ_{ab} defined in Section II C, which have twisted geometry interpretations. The variables x_{ab} and ξ_{ab} relates to the complex Fenchel-Nielsen(FN) coordinates of flat connections (see Appendix A). The FN coordinates are the symplectic coordinates on $\mathcal{M}_{flat}(\mathcal{S}, SU(2))$. As a result, the symplectic form can be expressed as

$$\Omega = -\frac{ik}{2\pi} d\xi_{ab} \wedge dx_{ab} + \dots \quad (28)$$

\dots stands for the symplectic coordinates for the flat connection on individual 4-holed spheres S_a, S_b . The coordinates in \dots equivalently parametrizes the shapes of constant curvature tetrahedra associated to S_a, S_b , which has been studied extensively in [14].

Geometrically ξ_{ab} and $\ln x_{ab}$ relate to the hyper-dihedral angle Θ_{ab} and area A_{ab} of the interface f_{AB} .

¹³ When one of the base point is on the interface, we only need to divide the path of G_{AB} into two segments, the link ϵ and the segment connecting to the other base point.

By using the relation $x_{ab} = \exp(\frac{2\pi i}{k} j_{ab})$, the above symplectic structure Ω , derived from $\mathcal{M}_{flat}(\mathcal{S}, SU(2))$, reproduces the right Poisson bracket for the twist geometry

$$\{j_{ab}, \xi_{ab}\} = 1 \quad (29)$$

Here $\frac{2\pi}{k} \propto |\Lambda| \ell_P^2$ and $j_{ab} \ell_P^2$ is proportional to the area A_{ab} up to the ambiguity mentioned below Eq.(16).

Other canonical variables in $\mathcal{M}_{flat}(\mathcal{S}, SU(2))$ describe the shapes of tetrahedra. They have been studied in [14], and shown to be a proper generalization from the case of flat tetrahedra.

The above discussion suggests that $\mathcal{M}_{flat}(\mathcal{S}, SU(2))$ is indeed the right phase space of LQG or twisted geometry in the presence of cosmological constant.

V. QUANTIZATION

Given that $\mathcal{M}_{flat}(\mathcal{S}, SU(2))$ is the right phase space for LQG with cosmological constant, we would like to understand the quantization of the phase space and its implication to quantum 3d geometry.

The quantization of $\mathcal{M}_{flat}(\mathcal{S}, SU(2))$ has been well-understood in the development of Chern-Simons theory with compact gauge group. $\mathcal{M}_{flat}(\mathcal{S}, SU(2))$ is also the phase space of Chern-Simons theory on $\mathcal{S} \times \mathbb{R}$. See e.g. [17, 18] for the results of quantization. However instead of provide a full exposition of the quantum theory, we rather focus on quantizing the quantities which have geometrical interpretations in twisted geometry, e.g. the face area and twisted angle.

Because the phase space $\mathcal{M}_{flat}(\mathcal{S}, SU(2))$ is compact, the proper coordinates of the phase space relating the area A_{ab} and twisted angle ξ_{ab} are the exponentials x_{ab} and $y_{ab}^2 = e^{-i\xi_{ab}}$ (see Appendix A for details). The symplectic structure implies

$$\{\ln x_{ab}, \ln y_{ab}^2\} = \frac{k}{4\pi} \quad (30)$$

In quantum theory, the quantization of $x_{ab}, y_{ab}^2 \in U(1)$ is the same as a quantum torus. The prequantum line bundle over $U(1) \times U(1)$ has a curvature $\frac{k}{2\pi} d \ln y_{ab}^2 \wedge d \ln x_{ab}$. Weil's integrality criterion then implies that $k \in \mathbb{Z}$. We choose the x_{ab} -polarization such that the wave function is written as $f(\ln x_{ab})$, satisfying both periodicity and invariant under Weyl reflection¹⁴ $f(\ln x_{ab}) = f(-\ln x_{ab}) = f(\ln x_{ab} + 2\pi i)$. The periodicities in both $\ln x_{ab}$ and $\ln y_{ab}^2$ implies that $\ln x_{ab}$ can only take $k + 1$ discrete values $\ln x_{ab} = 0, \frac{i\pi}{k}, \frac{2i\pi}{k}, \dots, i\pi$, i.e.

$$x_{ab} = e^{\frac{2\pi i}{k} j_{ab}}, \quad j_{ab} = 0, \frac{1}{2}, \dots, \frac{k}{2}. \quad (31)$$

¹⁴ The Weyl reflection $x_{ab} \rightarrow x_{ab}^{-1}$ is a redundancy of the coordinate x_{ab} .

Given the relation between j_{ab} and the area A_{ab} , the above implies the discrete area spectrum with a cut-off $\frac{k\ell_P^2}{2} \propto |\Lambda|^{-1}$.

In the same way, in the y_{ab} -polarization where the wave function is $f(\ln y_{ab}^2)$, one find $\ln y_{ab}^2$ can only take $k + 1$ discrete values $\ln y_{ab}^2 = 0, \frac{i\pi}{k}, \frac{2i\pi}{k}, \dots, i\pi$. Given that $y_{ab}^2 = e^{-i\xi_{ab}}$, we obtain a discrete spectrum of twist angle ξ_{ab}

$$\xi_{ab} = 0, \frac{\pi}{k}, \frac{2\pi}{k}, \dots, \pi \quad (32)$$

Provided the relation $\xi_{ab} = \gamma \Theta_{AB}$, the quantization implies a discrete spectrum of hyper-dihedral angle Θ_{AB} , which is a new phenomena in the presence of cosmological constant. It might relate to the discreteness of time in LQG, as proposed in [15].

Acknowledgements

The authors acknowledges Carlo Rovelli and Simone Speziale for some clarification on twisted geometry. MH acknowledges Yau Mathematical Sciences Center at Tsinghua University in Beijing for the hospitality during his visits. HM also acknowledges the support from the National Science Foundation through grant PHY-1602867, and the Start-up Grant at Florida Atlantic University, USA.

Appendix A: Complex Fenchel-Nielsen (FN) Coordinate

Consider a Riemann surface \mathcal{S} shown in FIG.21, \mathcal{S} may be stretched into a pair 4-holed spheres connected by a cylinder. The stretching leads to the definition of a pair of complex Fenchel-Nielsen (FN) coordinates on $\mathcal{M}_{flat}(\mathcal{S}, SL(2, \mathbb{C}))$ the moduli space of (framed) flat $SL(2, \mathbb{C})$ connections on \mathcal{S} [19, 20].

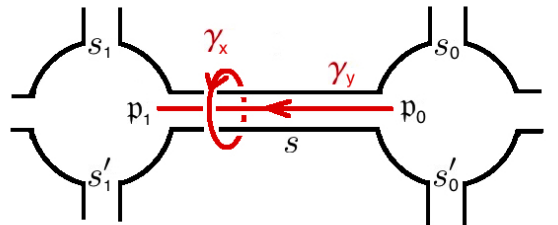


FIG. 21: A Riemann surface \mathcal{S} is stretched as two 4-holed spheres connected by a cylinder. γ_x and γ_y are the meridian and longitude curves of the cylinder, which is useful in defining complex FN coordinate. $s_{0,1}$, $s'_{0,1}$ and s denote the framing flags associate to the boundaries and cylinder.

A framed $\text{SL}(2, \mathbb{C})$ flat connection on \mathcal{S} is an $\text{SL}(2, \mathbb{C})$ flat connection A with a choice of flat section s (called the *framing flag*) in an associated flag bundle (1) over every boundary components of \mathcal{S} (the holes) and (2) over the cylinder connecting the two 4-holed spheres [20, 21]. The flat section s may be viewed as a \mathbb{C}^2 vector field, defined up a complex rescaling and satisfying the flatness equation $(d - A)s = 0$. Each s from either a boundary component or the cylinder may be extended to be a flat section on the entire \mathcal{S} by the flatness equation, although s from different origin result in different flat sections on \mathcal{S} .

Let s be the framing flag on the cylinder in FIG.21. Obviously s at a point \mathbf{p} on the cylinder is the eigenvector of the holonomy $H(\mathbf{p})$ along the meridian curve γ_x based at \mathbf{p} . The eigenvalue $x \in \mathbb{C}$ of $H(\mathbf{p})$ defines the complex FN length variable, i.e.

$$H(\mathbf{p}) = M(\mathbf{p}) \begin{pmatrix} x & 0 \\ 0 & x^{-1} \end{pmatrix} M(\mathbf{p})^{-1}. \quad (\text{A1})$$

Here $M(\mathbf{p}) \in \text{SL}(2, \mathbb{C})$ used for diagonalization depends on the base point \mathbf{p} of $H(\mathbf{p})$. The first column of $M(\mathbf{p})$ is just $s(\mathbf{p})$ up to a normalization.

Although s is defined as the framing flag on the entire cylinder, from the view point of two 4-holed spheres, we are motivated to define two different framing flags by choosing two different initial values $s(\mathbf{p}_0)$ and $\tilde{s}(\mathbf{p}_1)$ for the flatness equation. The flat sections developed from $s(\mathbf{p}_0)$ and $\tilde{s}(\mathbf{p}_1)$ are denoted by s and \tilde{s} respectively. The two framing flags s, \tilde{s} on the cylinder come from the two framing flags associated to the two holes of 3-holed spheres connected by the cylinder. We find that s and \tilde{s} are only different by a rescaling, which is denoted by $y \in \mathbb{C}$. Indeed, we denote by $G(\mathbf{p}_1, \mathbf{p}_0)$ the holonomy along γ_y traveling from \mathbf{p}_0 to \mathbf{p}_1 . Then¹⁵

$$G(\mathbf{p}_1, \mathbf{p}_0)s(\mathbf{p}_0) = y\tilde{s}(\mathbf{p}_1). \quad (\text{A3})$$

It is clear that the parameter y depends on the choices and normalizations of $s(\mathbf{p}_0)$ and $\tilde{s}(\mathbf{p}_1)$.

As the variable canonical conjugate to x , the complex FN twist τ is defined in the following way: Consider a longitude curve γ_y traveling along the cylinder connecting two points $\mathbf{p}_0, \mathbf{p}_1$ on two different 4-holed spheres (see FIG.21). Let $s_{0,1}, s'_{0,1}$ be the framing flags for 2 pairs of

boundary components in $\partial\mathcal{S}$, τ is defined by (see e.g. [20])¹⁶

$$\tau = \frac{(s_0 \wedge s'_0)}{(s_0 \wedge s)(s'_0 \wedge s)} \frac{(s_1 \wedge s)(s'_1 \wedge s)}{(s_1 \wedge s'_1)}. \quad (\text{A4})$$

where the $\text{SL}(2, \mathbb{C})$ invariants $s \wedge s'$ are evaluated at a common point after parallel transporting s and s' . Without loss of generality, we evaluate the first ratio with factors $(s_0 \wedge s'_0), (s_0 \wedge s), (s'_0 \wedge s)$ at \mathbf{p}_0 , and evaluate the second ratio with factors $(s_1 \wedge s), (s'_1 \wedge s), (s_1 \wedge s'_1)$ at \mathbf{p}_1 . The evaluation involves both $s(\mathbf{p}_0)$ and $s(\mathbf{p}_1)$ at two ends of γ_y , while the parallel transportation between $s(\mathbf{p}_0)$ and $s(\mathbf{p}_1)$ depends on a choice of contour γ_y connecting $\mathbf{p}_0, \mathbf{p}_1$. Different γ_y may transform $s(\mathbf{p}_1) \rightarrow xs(\mathbf{p}_1)$.

One can show that x, τ are canonical conjugate variables of the holomorphic Atiyah-Bott-Goldman symplectic form $\Omega = \int_{\mathcal{S}} \text{tr} [\delta_1 A \wedge \delta_2 A]$, i.e. the reduction of the symplectic form to x, τ gives [2, 22]

$$\Omega = \frac{d\tau}{\tau} \wedge \frac{dx}{x} + \dots. \quad (\text{A5})$$

We evaluate the twist variable τ by evaluating the first ratio in Eq.(A4) at \mathbf{p}_0 , while evaluating the second ratio at \mathbf{p}_1 :

$$\begin{aligned} \tau &= \frac{(s_0(\mathbf{p}_0) \wedge s'_0(\mathbf{p}_0))}{(s_0(\mathbf{p}_0) \wedge s(\mathbf{p}_0))(s'_0(\mathbf{p}_0) \wedge s(\mathbf{p}_0))} \\ &\quad \frac{(s_1(\mathbf{p}_1) \wedge G(\mathbf{p}_1, \mathbf{p}_0)s(\mathbf{p}_0))(s'_1(\mathbf{p}_1) \wedge G(\mathbf{p}_1, \mathbf{p}_0)s(\mathbf{p}_0))}{(s_1(\mathbf{p}_1) \wedge s'_1(\mathbf{p}_1))} \\ &= y^2 \left[\frac{(s_0(\mathbf{p}_0) \wedge s'_0(\mathbf{p}_0))}{(s_0(\mathbf{p}_0) \wedge s(\mathbf{p}_0))(s'_0(\mathbf{p}_0) \wedge s(\mathbf{p}_0))} \right. \\ &\quad \left. \frac{(s_1(\mathbf{p}_1) \wedge \tilde{s}(\mathbf{p}_1))(s'_1(\mathbf{p}_1) \wedge \tilde{s}(\mathbf{p}_1))}{(s_1(\mathbf{p}_1) \wedge s'_1(\mathbf{p}_1))} \right]. \end{aligned} \quad (\text{A6})$$

The quantity in the bracket only depends on the flat connections and framing flags located in the pair of 4-holed spheres. The data of framing flags are assumed a priori. Only the holonomy $G(\mathbf{p}_1, \mathbf{p}_0)$ traveling from one 4-holed sphere to the other has a nontrivial intersection with meridian holonomy H , while H essentially has no intersection with any holonomy located in a single 4-holed sphere. Therefore the quantity in the bracket Poisson commutes with x , so we can rewrite the symplectic structure as

$$\Omega = \frac{dy^2}{y^2} \wedge \frac{dx}{x} + \dots. \quad (\text{A7})$$

We introduce on \mathbb{C}^2 the Hermitian inner product $\langle s, s' \rangle = \bar{s}^1 s'^1 + \bar{s}^2 s'^2$, and normalize $s(\mathbf{p}_0)$ and $\tilde{s}(\mathbf{p}_1)$ by $\langle s(\mathbf{p}_0), s(\mathbf{p}_0) \rangle = \langle \tilde{s}(\mathbf{p}_1), \tilde{s}(\mathbf{p}_1) \rangle = 1$. Under this normalization, we restrict our attention to $\text{SU}(2)$ flat connections as a subspace in $\mathcal{M}_{flat}(\mathcal{S}, \text{SL}(2, \mathbb{C}))$, and we want

¹⁵ It is easy to observe that $G(\mathbf{p}_1, \mathbf{p}_0)H(\mathbf{p}_0) = H(\mathbf{p}_1)G(\mathbf{p}_1, \mathbf{p}_0)$ by the flatness of the connection A . By Eq.(A1), we have

$$\begin{aligned} &M(\mathbf{p}_1)^{-1}G(\mathbf{p}_1, \mathbf{p}_0)M(\mathbf{p}_0) \begin{pmatrix} x & 0 \\ 0 & x^{-1} \end{pmatrix} \\ &= \begin{pmatrix} x & 0 \\ 0 & x^{-1} \end{pmatrix} M(\mathbf{p}_1)^{-1}G(\mathbf{p}_1, \mathbf{p}_0)M(\mathbf{p}_0). \end{aligned} \quad (\text{A2})$$

where the first columns of $M(\mathbf{p}_0), M(\mathbf{p}_1)$ are $s(\mathbf{p}_0), \tilde{s}(\mathbf{p}_1)$. It implies the diagonalization $M(\mathbf{p}_1)^{-1}G(\mathbf{p}_1, \mathbf{p}_0)M(\mathbf{p}_0) = \text{diag}(y, y^{-1})$. Eq.(A3) is obtained by restricting the attention to the first column of $M(\mathbf{p})$'s.

¹⁶ For convenience, τ defined here is different to the one in [20] by a minus sign

to understand what is the restriction of the variables x, y . Firstly, it is obvious that $x \in U(1)$. The matrices $M(\mathbf{p}_0), M(\mathbf{p}_1) \in SU(2)$ are written as

$$\begin{aligned} M(\mathbf{p}_0) &= \begin{pmatrix} s^1(\mathbf{p}_0) & -\bar{s}^2(\mathbf{p}_0) \\ s^2(\mathbf{p}_0) & \bar{s}^1(\mathbf{p}_0) \end{pmatrix}, \\ M(\mathbf{p}_1) &= \begin{pmatrix} \tilde{s}^1(\mathbf{p}_1) & -\tilde{\bar{s}}^2(\mathbf{p}_1) \\ \tilde{s}^2(\mathbf{p}_1) & \tilde{\bar{s}}^1(\mathbf{p}_1) \end{pmatrix} \end{aligned} \quad (\text{A8})$$

The flat connection being $SU(2)$ implies $G(\mathbf{p}_1, \mathbf{p}_0) \in SU(2)$, then implies $y \in U(1)$. We have written $y = e^{-i\xi/2}$ in Eq.(10).

-
- [1] H. M. Haggard, M. Han, W. Kaminski, and A. Riello, Nucl. Phys. **B900**, 1 (2015), 1412.7546.
 - [2] H. M. Haggard, M. Han, W. Kaminski, and A. Riello (2015), 1512.07690.
 - [3] M. Han, JHEP **01**, 065 (2016), 1509.00466.
 - [4] H. M. Haggard, M. Han, W. Kaminski, and A. Riello, Phys. Lett. **B752**, 258 (2016), 1509.00458.
 - [5] T. Thiemann, Class. Quant. Grav. **18**, 2025 (2001), hep-th/0005233.
 - [6] H. Sahlmann, T. Thiemann, and O. Winkler, Nucl. Phys. **B606**, 401 (2001), gr-qc/0102038.
 - [7] L. Freidel and S. Speziale, Phys. Rev. **D82**, 084040 (2010), 1001.2748.
 - [8] M. Langvik and S. Speziale, Phys. Rev. **D94**, 024050 (2016), 1602.01861.
 - [9] C. Rovelli and S. Speziale, Phys. Rev. **D82**, 044018 (2010), 1005.2927.
 - [10] H. M. Haggard, C. Rovelli, W. Wieland, and F. Vidotto, Phys. Rev. **D87**, 024038 (2013), 1211.2166.
 - [11] L. Freidel and S. Speziale, Phys. Rev. **D82**, 084041 (2010), 1006.0199.
 - [12] E. R. Livine, S. Speziale, and J. Tambornino, Phys. Rev. **D85**, 064002 (2012), 1108.0369.
 - [13] S. Speziale and W. M. Wieland, Phys. Rev. **D86**, 124023 (2012), 1207.6348.
 - [14] H. M. Haggard, M. Han, and A. Riello, Annales Henri Poincare **17**, 2001 (2016), 1506.03053.
 - [15] C. Rovelli and F. Vidotto, Phys. Rev. **D91**, 084037 (2015), 1502.00278.
 - [16] B. Dittrich and M. Geiller, Class. Quant. Grav. **32**, 112001 (2015), 1401.6441.
 - [17] A. Yu. Alekseev, H. Grosse, and V. Schomerus, Commun. Math. Phys. **172**, 317 (1995), hep-th/9403066.
 - [18] S. Elitzur, G. W. Moore, A. Schwimmer, and N. Seiberg, Nucl. Phys. **B326**, 108 (1989).
 - [19] Y. Kabaya (2011), 1110.6674.
 - [20] T. Dimofte, D. Gaiotto, and R. van der Veen, Adv.Theor.Math.Phys. **19**, 137 (2015), 1304.6721.
 - [21] V. V. Fock and A. B. Goncharov (2003), math/0311149.
 - [22] D. Gaiotto, G. W. Moore, and A. Neitzke (2009), 0907.3987.