

Lexicon Integrated CNN Models with Attention for Sentiment Analysis

Bonggun Shin, Timothy Lee, Jinho D. Choi

Math and Computer Science

Emory University

Atlanta, GA 30322

{bonggun.shin, timothy.lee, jinho.choi}@emory.edu

Abstract

With the advent of word embeddings, lexicons are no longer fully utilized for sentiment analysis although they still provide important features in the traditional setting. This paper introduces a novel approach to sentiment analysis that integrates lexicon embeddings and an attention mechanism into Convolutional Neural Networks. Our approach performs separate convolutions for word and lexicon embeddings and provides a global view of the document using attention. Our models are experimented on both the SemEval'16 Task 4 dataset and the Stanford Sentiment Treebank and show comparative or better results against the existing state-of-the-art systems. Our analysis shows that lexicon embeddings allow building high-performing models with much smaller word embeddings, and the attention mechanism effectively dims out noisy words for sentiment analysis.

1 Introduction

Sentiment analysis is a task of identifying sentiment polarities expressed in documents, typically positive, neutral, or negative. Although the task of sentiment analysis has been well-explored (Mullen and Collier, 2004; Pang and Lee, 2005; Wilson et al., 2005), it is still very challenging due to the complexity of extracting human emotion from raw text. The recent advance of deep learning has definitely elevated the performance of this task (Socher et al., 2013; Kim, 2014; Yin and Schütze, 2015) although there is much more room to improve.

In the traditional setting where statistical models are based on sparse features, lexicons consisting of words and their sentiment scores are shown to be highly effective for sentiment analysis because

they provide features that may not be captured from training data (Hu and Liu, 2004; Kim and Hovy, 2004; Ding et al., 2008; Taboada et al., 2011). However, since the appearance of word embeddings, the use of lexicons is getting faded away because word embeddings are believed to capture the sentiment aspects of those words. This brought us two important questions:

- Can lexicons be still useful for sentiment analysis when coupled with word embeddings?
- If yes, what is the most effective way of incorporating lexicons with word embeddings?

To answer these questions, we first construct lexicon embeddings that are specifically designed for sentiment analysis and integrate them into the existing Convolutional Neural Network (CNN) model similar to Kim (2014). Three ways of lexicon integration to the CNN model are proposed, which show distinctive characteristics for different genres (Section 3.2). We then incorporate an efficient attention mechanism to our CNN models, which provides a global view of the document by emphasizing (or de-emphasizing) important words and lexicons (Section 3.3). Our models using lexicon embeddings are evaluated on two well-known datasets, the SemEval'16 dataset and the Stanford Sentiment Treebank, and show state-of-the-art results on both datasets (Section 4). To the best of our knowledge, this is the first time that lexicon embeddings are introduced for sentiment analysis.

2 Related Work

The first attempt of sentiment analysis on text was initiated by Pang et al. (2002) who pioneered this field by using bag-of-word features. This work mostly hinged on feature engineering; since then, many kinds of feature learning methods had been introduced to increase the performance (Pang and

Lee, 2008; Liu, 2012; Gimpel et al., 2011; Feldman, 2013; Mohammad et al., 2013b). Aside from pure machine learning approaches, lexicon based approaches had been another trend, which relied on the manual or algorithmic creation of word sentiment scores (Hu and Liu, 2004; Kim and Hovy, 2004; Ding et al., 2008; Taboada et al., 2011).

Since the emergence of the Convolutional Neural Networks (CNN; Collobert et al. (2011)), conventional methods have become gradually obsolete because of the outstanding performance from the CNN variants. CNN based models are distinguished from earlier methods because they do not rely on laborious feature engineering. The first success of CNN in sentiment analysis was triggered by document classification research (Kim, 2014), where CNN showed state-of-the-art results in numerous document classification datasets. This success has engendered an upsurge in deep neural network research for sentiment analysis. Various modified models have been proposed in the literature. One of the famous deep learning methods that models a document is the generalized phrase proposed by Yin and Schütze (2014), which represents a sentence using element-wise addition, multiplication, or recursive auto-encoder.

Endeavors to capture n -gram information bore fruits with CNN, max pooling, and softmax (Collobert et al., 2011; Kim, 2014), which is regarded as the standard methods of the document classification problem these days. Kalchbrenner et al. (2014a) extended this standard CNN model with dynamic k -max pooling, which served as an input layer to another stacked convolution layer. Multichannel CNN methods (Kim, 2014; Yin and Schütze, 2015) are another branch of CNN, where assorted embeddings are considered together when convolving the input. Unlike Kim (2014)’s model that relies on a single type of embedding with different mutability characteristics of the weights of embedding layer, Yin and Schütze (2015) incorporates diverse sort of embedding types using multichannel CNN.

Two notable pioneers in using lexicon for sentiment analysis are Mohammad et al. (2013a); Kalchbrenner et al. (2014b) generated scores with other manually generated sentiment lexicon scores to achieved the state-of-the-art result in SemEval-2013 Twitter sentiment analysis task. In general domain, Hu and Liu (2004) generated a user review lexicon that showed promising result in capturing sentiment in customer product reviews.

Attention based methods have been successful in many application domains, such as image classification (Stollenga et al., 2014), image caption generation (Xu et al., 2015), machine translation (Cho et al., 2014; Bahdanau et al., 2014; Luong et al., 2015), and question answering (Shih et al., 2016; Chen et al., 2015; Yang et al., 2016). However, in the field of sentiment analysis, the attention is applied to only aspect-based sentiment classification (Yanase et al., 2016). To the best knowledge of ours, there is no attention-based model for a general sentiment analysis task.

3 Approach

The models proposed here are based on a convolutional architecture and use naive concatenation (Section 3.2.1), multichannel (Section 3.2.2), separate convolution (Section 3.2.3), and embedding attention (Section 3.3) for the integration of lexicon embeddings to CNN.

3.1 Baseline

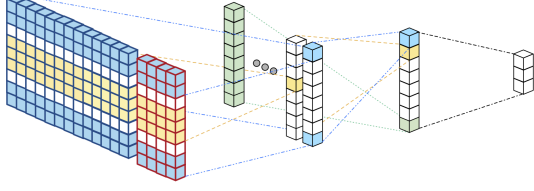
Our baseline approach is a one-layer CNN model using pre-trained word embeddings, which is a reimplement of the CNN model introduced by Kim (2014). Let $s \in \mathbb{R}^{n \times d}$ be a matrix representing the input document, where n is the number of words, d is the dimension of the word embeddings, and each row corresponds to the word embedding, $w_i \in \mathbb{R}^d$, where w_i indicates the i ’th word in the document. This document matrix s is fed into the convolutional layer and convolved by the weights $c \in \mathbb{R}^{l \times d}$, where l is the length of the filter.

The convolutional layer can take m -number of filters of the length l . Each convolution produces a vector $v_c \in \mathbb{R}^{n-l+1}$, where elements in v_c convey the l -gram features across the document. The max pooling layer selects the most salient features from each of the m vectors produced by the filters. As a result, the output of this max pooling layer is a vector $v_m \in \mathbb{R}^{(n-l+1) \times m}$. The selected features are passed onto the softmax layer, which is optimized for the score of each sentiment class label.

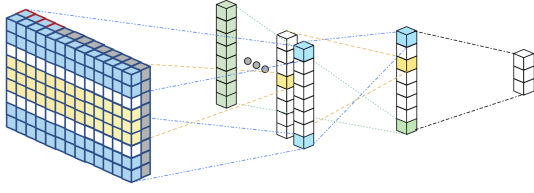
3.2 Lexicon Integration

Lexicon embeddings are derived by taking scores from multiple sources of lexicon datasets. Each lexicon dataset consists of key-value pairs, where the key is a word and the value is a list of sentiment scores for that word (e.g., probabilities of the word in positive, neutral, and negative contexts). These

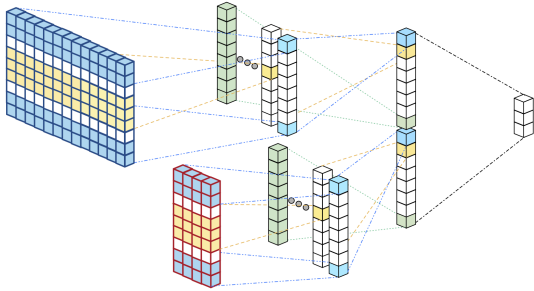
scores range between -1 and 1 , where -1 and 1 being the most negative and positive, respectively. However, some lexicons contain non-probabilistic scores (e.g., frequency counts of the word in sentimental contexts), which are normalized to $[-1, 1]$.



(a) Naive concatenation (Section 3.2.1). The lexicon embeddings (on the right) are concatenated to the word embeddings (on the left).



(b) Multichannel (Section 3.2.2). The lexicon embeddings are added to the second channel whereas the word embeddings are added to the first channel.



(c) Separate convolution (Section 3.2.3). The lexicon embeddings are processed by a separate convolution (on the right) from the word embeddings (on the left).

Figure 1: Lexicon integration to the CNN model.

For each word $w \in W$, where W is the union of all words in the lexicon datasets, a lexicon embedding is constructed by concatenating all the scores among the datasets with respect to w . If w does not appear in certain datasets, 0 values are assigned in place. The resulting embedding is in the form of a vector $v \in \mathbb{R}^e$, where e is the total number of scores across all lexicon datasets. The following subsections propose three methods for lexicon integration to the baseline CNN model (Section 3.1), which depict different characteristics depending on the peculiarities of each domain.

3.2.1 Naive Concatenation

The simplest way of blending a lexicon embedding into its corresponding word embedding is to append

it to the end of the word embedding (Figure 1(a)). In a formal notation, the document matrix becomes $s \in \mathbb{R}^{n \times (d+e)}$. The subsequent process is the same as the baseline approach.

3.2.2 Multichannel

Inspired by Yin and Schütze (2015) who integrated several kinds of word embeddings using multichannel CNN, lexicon embeddings in this approach are represented in another channel along with the word embedding channel where both channels are convolved together (Figure 1(b)). Since the dimension of lexicon embeddings is considerably smaller than that of word embeddings (i.e., $d \gg e$), zeros are padded to the lexicon embeddings so their dimensions match (i.e., $d = e$). The identical shape of these two channels allows multichannel convolution to the input document.

3.2.3 Separate Convolution

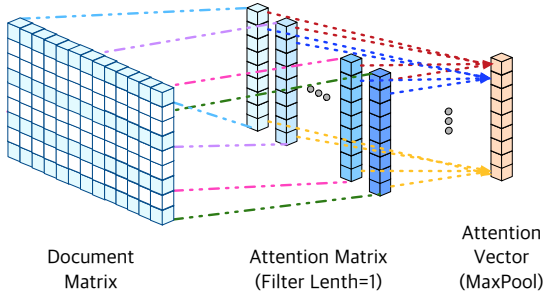
Another way of adding lexicon embeddings to the CNN model is to process a separate convolution for them (Figure 1(c)). In this case, two individual convolutions are applied to word embeddings and lexicon embeddings. The max pooled output features from each convolution are then merged together to form an input vector to the softmax layer. Formally, let l_w, l_x be the filter lengths for word embeddings and lexicon embeddings, respectively. Let m_w and m_x be the numbers of filters for word embeddings and lexicon embeddings, respectively. The resulting penultimate layer includes max pooled features from word embeddings and lexicon embeddings of size $[(n - l_w + 1) \times m_w] + [(n - l_x + 1) \times m_x]$.

3.3 Embedding Attention

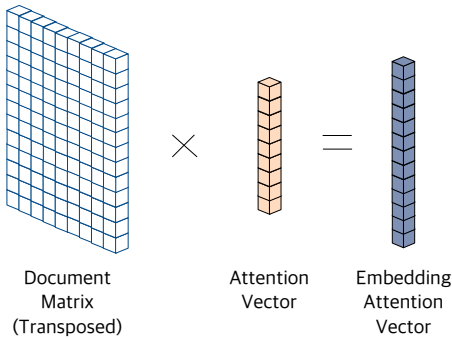
Section 3.2 describes how lexicon embeddings can be incorporated into the CNN model in Section 3.1. Each CNN model uses several filters with different lengths; given the filter length l , the convolution considers l -gram features. However, these l -gram features account only for local views, not the global view of the document, which is necessary for several transitional cases such as negation in sentiment analysis (Socher et al., 2012). To ameliorate this issue, we introduce the embedding attention vector (EAV), which transforms the document matrix in each embedding space into a vector. For example, the EAV in the word embedding space is calculated as a weighted sum of each column in the document matrix $s \in \mathbb{R}^{n \times d}$, which yields a vector $v \in \mathbb{R}^d$. For each document, two EAVs can be derived, one

from the document matrix consisting of word embeddings and the other from the one consisting of lexicon embeddings. All embeddings in the document matrix are used to create the EAV through multiple convolutions and max pooling as follows:

1. Apply m -number of convolutions with the filter length 1 to the document matrix $s \in \mathbb{R}^{n \times d}$. For lexicon embeddings, the document matrix has a dimension of $\mathbb{R}^{n \times e}$.
2. Aggregate all convolution outputs to form an attention matrix $s_a \in \mathbb{R}^{n \times m}$, where n is the number of words in the document, and m is the number of filters whose length is 1.
3. Execute max pooling for each row of the attention matrix s_a , which generates the attention vector $v_a \in \mathbb{R}^n$ (Figure 2(a)).
4. Transpose the document matrix s such that $s^T \in \mathbb{R}^{d \times n}$, and multiply it with the attention vector $v_a \in \mathbb{R}^n$, which generates the embedding attention vector $v_e \in \mathbb{R}^d$ (Figure 2(b)).



(a) Given a document matrix, the attention matrix is first created by performing multiple convolutions. The attention vector is then created by performing max pooling on each row of the attention matrix.



(b) The embedding attention vector is created by multiplying the transposed document matrix to the attention vector.

Figure 2: Construction of the embedding attention vector from a document matrix.

The resulting EAVs are appended to the penultimate layer to serve as additional information for the softmax layer. For our experiments, EAVs are

generated from both word and lexicon embedding spaces for all of the three lexicon integration methods in Section 3.2.

4 Experiments

4.1 Corpora

4.1.1 SemEval-2016 Task 4

All models are evaluated on the micro-blog dataset distributed by the SemEval’16 Task 4a (Nakov et al., 2016). The dataset is gleaned from tweets with annotation of three sentiment classes: positive, neutral, and negative. The available dataset contains only tweet IDs and their sentiment polarities; the actual tweet texts are not included in this dataset due to the copyright restrictions. Although the download script provided by SemEval’16 gives a way of accessing the actual texts on the web, a portion of tweets is no longer accessible. To compensate this loss, the dataset also includes tweet instances from the SemEval’13 task.

	+	0	-	All
TRN	6,480	6,577	2,328	15,385
DEV	786	548	254	1,588
TST	7,059	10,342	3,231	20,632

Table 1: Statistics of the SemEval’16 Task 4 dataset. +/0/-: positive/neutral/negative, TRN/DEV/TST: training, development, evaluation sets.

The classification results are evaluated by averaging the F1-scores of positive and negative sentiments as suggested by the SemEval’16 Task 4a.

4.1.2 Stanford Sentiment Treebank

Another dataset consisting of movie reviews from Rotten Tomatoes is used for evaluating the robustness of our models across different genres. This dataset, called the Stanford Sentiment Treebank, was originally collected by Pang and Lee (2005) and later extended by Socher et al. (2013). The sentiment annotation in this dataset is categorized into five classes: very positive, positive, neutral, negative, and very negative. Following the previous work (Kim, 2014), the results are evaluated by the conventional classification accuracy.

	++	+	0	-	--	All
TRN	1288	2322	1624	2218	1092	8,544
DEV	165	279	229	289	139	1,101
TST	399	510	389	633	279	2,210

Table 2: Statistics of the Stanford Sentiment Treebank dataset. ++/+/0/-/-: very positive/positive/neutral/negative/very negative.

4.2 Embedding Construction

4.2.1 Word Embeddings

To best capture the word semantics in each genre, different corpora are used to train word embeddings for the SemEval’16 (S16) and the Stanford Sentiment Treebank (SST) datasets. For S16, word embeddings are trained on tweets collected by the Archive Team,¹ consisting of 3.67M word types. For SST, word embeddings are trained on the Amazon Review dataset,² containing 2.67M word types.

All documents are pre-tokenized by the open-source toolkit, NLP4J.³ The word embeddings are trained by the original implementation of word2vec from Google using skip-gram and negative sampling.⁴ No explicit hyper-parameter tuning is performed. For each genre, four sets of embeddings with different dimensions (50, 100, 200, 400) are trained to observe the impact of the embedding size on each approach.

4.2.2 Lexicon Embeddings

Six types of sentiment lexicons are used to build lexicon embeddings. All lexicons include sentiment scores; some lexicons contain information about the frequency of positive and negative sentiment polarity associated with each word:

- National Research Council Canada (NRC) Hashtag Affirmative and Negated Context Sentiment Lexicon (Kiritchenko et al., 2014).
- NRC Hashtag Sentiment Lexicon (Mohammad et al., 2013a).
- NRC Sentiment140 Lexicon (Kiritchenko et al., 2014).
- Sentiment140 Lexicon (Mohammad et al., 2013a).
- MaxDiff Twitter Sentiment Lexicon (Kiritchenko et al., 2014).
- Bing Liu Opinion Lexicon (Hu and Liu, 2004).

When creating lexicon embeddings, the narrow coverage of vocabulary in lexicons often raises missing scores. If a given word is missing in a specific lexicon, neutral scores of 0 are substituted.

¹archive.org/details/twitterstream

²snap.stanford.edu/data/web-Amazon.html

³github.com/emorynlp/nlp4j

⁴code.google.com/p/word2vec

Table 3 shows the word type coverage of our word and lexicon embeddings for each dataset. The lexicon embeddings show relatively poor coverage; nevertheless, our experiments show that these lexicon embeddings help sentiment classification in various ways (Section 4.3).

	Word Emb		Lexicon Emb	
	S16	SST	S16	SST
TRN	70.12	97.66	11.53	9.20
DEV	81.90	98.91	3.29	3.32
TST	68.57	98.58	12.40	4.98

Table 3: The percentage of word types covered by our word and lexicon embeddings for each dataset.

4.3 Evaluation

Seven models are evaluated to show the effectiveness of lexicon embeddings to sentiment analysis: baseline (Section 3.1), naive concatenation (NC; Section 3.2.1), multichannel (MC; Section 3.2.2), separate convolution (SC; Section 3.2.3), and the three integration approaches with embedding attention (*-EAV; Section 3.3). The comparisons of our proposed models to the previous state-of-the-art approaches are outlined in Table 4. For all experiments, the fixed random seed of 1 is used to avoid performance boost from different randomness (see Section 4.4.1 for more discussions). The following configuration are used for all models:

- Filter size = (2, 3, 4, 5) for both word and lexicon embeddings.
- Number of filters = (64 and 9) for word and lexicon embeddings, respectively.
- Number of filters = (50 and 20) for constructing embedding attention vectors in word and lexicon embedding spaces, respectively.

It is worth mentioning that the performance of our baseline models improved quite a bit when the training corpora for word embeddings and sentiment analysis were tokenized coherently. Unlike several other work, we used the identical tokenization tool, NLP4J, to preprocess all corpora, which gave considerable boost in performance. Comparing the baseline to SC, lexicon embeddings significantly improved accuracy for S16, about 2%, surpassing the previous state-of-the-art result achieved by Deriu et al. (2016). However, SC did not show much improvement for SST where the baseline was already performing well.

Model	S16 (Avg F1 Score)	SST (Accuracy)
Baseline	61.6	47.5
NC	63.4	46.8
MC	61.8	47.0
SC	63.6	47.5
NC-EAV	63.4	48.8
MC-EAV	62.1	47.3
SC-EAV	63.8	48.8
Deriu et al. (2016)	63.3	-
Rouvier and Favre (2016)	63.0	-
Kim (2014)	-	48.0
Kalchbrenner et al. (2014b)	-	48.5
Le and Mikolov (2014)	-	48.7
Yin and Schütze (2015)*	-	49.6

Table 4: Evaluation set results (random seed is fixed to 1) of the proposed models in comparison to the state-of-the-art approaches. **Deriu et al. (2016)**: the first place for the SemEval’16 task 4a using an ensemble of two CNN models. **Rouvier and Favre (2016)**: the second place for the SemEval’16 task 4a using various embeddings in CNN. **Kim (2014)**: the state of the art single layer CNN model. **Kalchbrenner et al. (2014b)**: dynamic CNN with k-max pooling. **Le and Mikolov (2014)**: logistic regression on top of paragraph vectors. **Yin and Schütze (2015)**: the state-of-the-art dual layer CNN with five channel embeddings.

Comparing these lexicon integrated models with the ones with embedding attention vectors (*-EAV), EAV did not help much for S16 but significantly improved the performance for SST, achieving the state-of-the-art result of 48.8% for a single-layer CNN model. The accuracy achieved by our best model is still 0.8% lower than the state-of-the-art result achieved by Yin and Schütze (2015); however, considering their model uses five embedding channels and dual-layer convolutions whereas our model uses a single channel and a single-layer convolution, in other words, our model is much more compact, this is very promising. These results suggest that lexicon embeddings coupled with the embedding attention vectors allow to build robust sentiment analysis models.

Figure 3 illustrates the robustness of our lexicon integrated models with respect to the size of word embeddings. Our baseline produces inconsistent and unstable results as different sizes of word embeddings are used. Furthermore, a larger size of word embeddings tends to significantly outperform a smaller size of word embeddings. Such tendency is reduced with the incorporation of lexicon embeddings. While the standard deviations for the accuracies achieved by the baseline using different sizes of word embeddings are 0.8491 and 1.1909 for S16 and SST, respectively, they are reduced to 0.4208 and 0.5764 respectively for lexicon integrated models. Furthermore, the accuracy achieved by the lexicon integrated model using the word embedding size 50 is higher or equal to the highest

accuracy achieved by the baseline using the word embedding size 200, which implies that it is possible to build more compact models using lexicon embeddings without compromising accuracy.

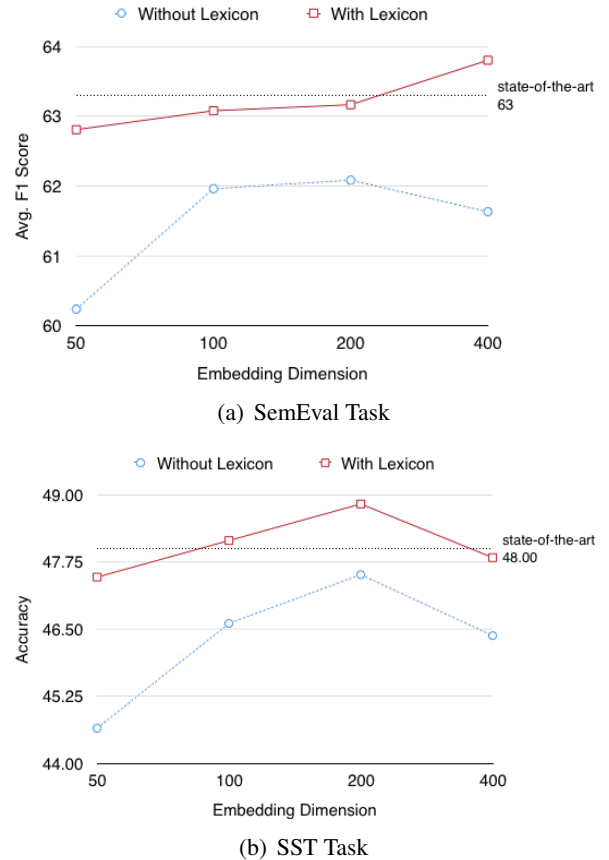
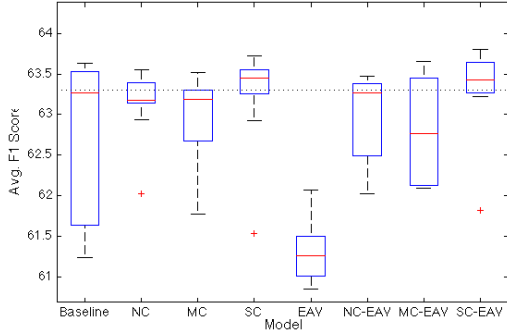


Figure 3: Performance changes across various dimensions of word embeddings.

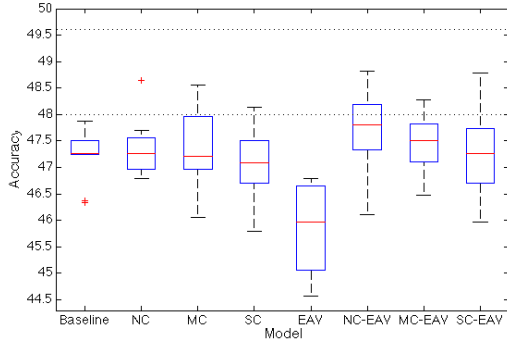
4.4 Analysis

4.4.1 Randomness in Deep Learning

Different random seeds when training the CNN models could possibly change the behavior of models, sometimes by more than 1%. This is due to the randomness in deep learning, such as the random shuffling the datasets, initialization of the weights and drop-out rate of a tensor. To reduce the impact of random seed on our result and capture the general characteristic of the model, we performed a group analysis by training each model with 10 different random seeds (Figure 4).



(a) SemEval Task: The baseline model has a higher variance than the proposed models. Adding lexicon information improves the baseline model to be more accurate. In addition, EAV marginally pushes the performance.



(b) SST Task: The baseline model itself is stable because the vocabulary of the word embedding covers approximately all words in SST, as shown in Table 3. Although adding lexicon information destabilize the model lightly, lexicon information enhance the accuracy. EAV is advantageous in general. This effect is visually shown in this figure, when comparing naive concatenation (NC; (Section 3.2.1) with NC-EAV.

Figure 4: Generalized performance evaluation of the models. Each model is trained 10 times with different random seeds and the results are summarized as a bar plot. In this plot, the central red line indicates the median, and the bottom and top edges of the box indicate the 25th and 75th percentiles, respectively. the '+' symbol represents outliers.

4.4.2 S16: SemEval'16 Task 4

For S16, the lexicon integration tends to reduce the variances, and the introducing embedding attention vectors pushes the accuracy even higher than the models without it across different random seeds. Another notable observation for S16 is that although multichannel method underperforms when the random seed is fixed to a specific number as seen in Table 4, it produces a competitive output in the group analysis setting. Such low performance with a fixed random seed is probably attributed to the well known problem of optimization, trapping in local optima.

4.4.3 SST: Stanford Sentiment Treebank

The problem conditions for SST are different in terms of vocabulary coverage. This difference is caused by the source of the lexicon embeddings, where all of them were constructed from Twitter dataset. Since most of the lexical words are from Twitter, it shows less vocabulary coverage on SST than that of S16 as shown in the right columns of Table 3. Because of this poor relatedness between lexicons and datasets, we hypothesized that adding a lexicon might be less effective on the performance of SST task. However, our models seems to successfully adopt exogenous features enough to push the accuracy marginally higher than the models without lexicons.

On the contrary, the coverage of word embeddings on SST is notably high at around 98%, while only around 70% for S16 (left columns of Table 3). These conditions are well reflected in the group analysis of the model in SST. Since word embeddings themselves are sufficient enough to cover majority of words, the model variance of the baseline is relatively small compared to S16.

4.4.4 Attention

Embedding attention vectors allow to visualize the importance of each word and lexicon for sentiment analysis through a heatmap. In Figure 5, all negative words get higher weights (reds), while non-sentimental words do not (greens and light blues) in EAV. This visualization is especially useful for neural models because it provides an compelling explanatory information about how the models work.

4.4.5 Learning Speed

Another advantage of the proposed model, SC-EAV, is that it accelerates the learning speed (Figure 6). High F1 score can be achieved in the earlier step,



Figure 5: Five selected negative tweets with the attention heatmap. Examples are from the set where the baseline gives wrong answers but SC-EAV predicts correctly. Intensity of each word roughly ranges from -1 to 1. This weights (intensities) are the values of the attention vector of the word embeddings in the SC-EAV model. While negative words get more attention (reds), non-sentimental words such as stop words get less attention (greens and light blues).

if lexicon information is incorporated along with EAV. This statement is general behavior because the learning curves in Figure Figure 6 are the result of averaging ten different learning attempts with different random seeds.

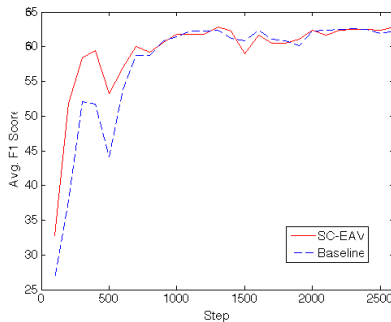


Figure 6: Lexicon information and EAV accelerate the learning speed. High F1 score can be achieved in the earlier step, if lexicon information is incorporated along with EAV.

5 Conclusion

This paper proposes several approaches that effectively integrate lexicon embeddings and an attention mechanism to a well-explored deep learning framework, Convolutional Neural Networks, for sentiment analysis. Our experiments show that lexicon integration can improve accuracy, stability, and efficiency of the traditional CNN model. Multiple training results with different random seeds show the generalization of the effectiveness of using lexicon embeddings and embedding attention vectors. The training curve comparison further shows another benefit of this integration for more robust learning. The attention heatmap analysis confirms that embedding attention vectors endow CNN models with explanatory features, which gives good understanding of how the CNN models work.

Much more future work is left. The proposed attention models are applied to each single word. However, focusing on multiple words could give more promising information. Application of the attention mechanism to multiple words at the same time is a possible direction. Majority of the lexicons in this work are from tweet dataset. More lexicon dataset from general could be used to improve the coverage of our system. We focused on a simple and yet well performing system. In order to maximize the score, ensemble of multi layer CNN models could be applied.⁵

Acknowledgments

We gratefully acknowledge the support of the University Research Committee Grant (URC) from Emory University, and the Infosys Research Enhancement Grant. Any contents expressed in this material are those of the authors and do not necessarily reflect the views of these awards and grants. Special thanks are due to Jung-Hyun Kang for producing the wonderful figures.

References

- Dzmitry Bahdanau, Kyunghyun Cho, and Yoshua Bengio. 2014. Neural machine translation by jointly learning to align and translate. *ICLR*.
- Kan Chen, Jiang Wang, Liang-Chieh Chen, Haoyuan Gao, Wei Xu, and Ram Nevatia. 2015. Abcnn: An attention based convolutional neural network for visual question answering. *arXiv preprint arXiv:1511.05960*.
- Kyunghyun Cho, Bart Van Merriënboer, Caglar Gulcehre, Dzmitry Bahdanau, Fethi Bougares, Holger Schwenk, and Yoshua Bengio. 2014. Learning phrase representations using rnn encoder-decoder for statistical machine translation. *EMNLP*.

⁵All our resources are publicly available
: <http://nlp.mathcs.emory.edu>

- Ronan Collobert, Jason Weston, Léon Bottou, Michael Karlen, Koray Kavukcuoglu, and Pavel Kuksa. 2011. Natural language processing (almost) from scratch. *Journal of Machine Learning Research* 12(Aug):2493–2537.
- Jan Deriu, Maurice Gonzenbach, Fatih Uzdilli, Aurelien Lucchi, Valeria De Luca, and Martin Jaggi. 2016. Swisscheese at semeval-2016 task 4: Sentiment classification using an ensemble of convolutional neural networks with distant supervision. *Proceedings of SemEval* pages 1124–1128.
- Xiaowen Ding, Bing Liu, and Philip S Yu. 2008. A holistic lexicon-based approach to opinion mining. In *Proceedings of the 2008 international conference on web search and data mining*. ACM, pages 231–240.
- Ronen Feldman. 2013. Techniques and applications for sentiment analysis. *Communications of the ACM* 56(4):82–89.
- Kevin Gimpel, Nathan Schneider, Brendan O’Connor, Dipanjan Das, Daniel Mills, Jacob Eisenstein, Michael Heilman, Dani Yogatama, Jeffrey Flanigan, and Noah A Smith. 2011. Part-of-speech tagging for twitter: Annotation, features, and experiments. In *Proceedings of the 49th Annual Meeting of the Association for Computational Linguistics: Human Language Technologies: short papers-Volume 2*. Association for Computational Linguistics, pages 42–47.
- Minqing Hu and Bing Liu. 2004. Mining and summarizing customer reviews. In *Proceedings of the tenth ACM SIGKDD international conference on Knowledge discovery and data mining*. ACM, pages 168–177.
- Nal Kalchbrenner, Edward Grefenstette, and Phil Blunsom. 2014a. A convolutional neural network for modelling sentences. *arXiv preprint arXiv:1404.2188*.
- Nal Kalchbrenner, Edward Grefenstette, and Phil Blunsom. 2014b. A convolutional neural network for modelling sentences. In *Proceedings of the 52nd Annual Meeting of the Association for Computational Linguistics (Volume 1: Long Papers)*. Association for Computational Linguistics, Baltimore, Maryland, pages 655–665. <http://www.aclweb.org/anthology/P14-1062>.
- Soo-Min Kim and Eduard Hovy. 2004. Determining the sentiment of opinions. In *Proceedings of the 20th international conference on Computational Linguistics*. Association for Computational Linguistics, page 1367.
- Yoon Kim. 2014. Convolutional neural networks for sentence classification. *arXiv preprint arXiv:1408.5882*.
- Svetlana Kiritchenko, Xiaodan Zhu, and Saif M Mohammad. 2014. Sentiment analysis of short informal texts. *Journal of Artificial Intelligence Research* 50:723–762.
- Quoc V. Le and Tomas Mikolov. 2014. Distributed representations of sentences and documents. In *Proceedings of the 31th International Conference on Machine Learning, ICML 2014, Beijing, China, 21-26 June 2014*. pages 1188–1196. <http://jmlr.org/proceedings/papers/v32/le14.html>.
- Bing Liu. 2012. Sentiment analysis and opinion mining. *Synthesis lectures on human language technologies* 5(1):1–167.
- Minh-Thang Luong, Hieu Pham, and Christopher D Manning. 2015. Effective approaches to attention-based neural machine translation. *EMNLP*.
- Saif Mohammad, Svetlana Kiritchenko, and Xiaodan Zhu. 2013a. Nrc-canada: Building the state-of-the-art in sentiment analysis of tweets. In *Proceedings of the seventh international workshop on Semantic Evaluation Exercises (SemEval-2013)*. Atlanta, Georgia, USA.
- Saif M Mohammad, Svetlana Kiritchenko, and Xiaodan Zhu. 2013b. Nrc-canada: Building the state-of-the-art in sentiment analysis of tweets. *arXiv preprint arXiv:1308.6242*.
- Tony Mullen and Nigel Collier. 2004. Sentiment analysis using support vector machines with diverse information sources. In *EMNLP*. volume 4, pages 412–418.
- Preslav Nakov, Alan Ritter, Sara Rosenthal, Fabrizio Sebastiani, and Veselin Stoyanov. 2016. Semeval-2016 task 4: Sentiment analysis in twitter. In *Proceedings of the 10th International Workshop on Semantic Evaluation (SemEval-2016)*. Association for Computational Linguistics, San Diego, California, pages 1–18. <http://www.aclweb.org/anthology/S16-1001>.
- Bo Pang and Lillian Lee. 2005. Seeing stars: Exploiting class relationships for sentiment categorization with respect to rating scales. In *Proceedings of the 43rd Annual Meeting on Association for Computational Linguistics*. Association for Computational Linguistics, pages 115–124.
- Bo Pang and Lillian Lee. 2008. Opinion mining and sentiment analysis. *Foundations and trends in information retrieval* 2(1-2):1–135.
- Bo Pang, Lillian Lee, and Shivakumar Vaithyanathan. 2002. Thumbs up?: sentiment classification using machine learning techniques. In *Proceedings of the ACL-02 conference on Empirical methods in natural language processing-Volume 10*. Association for Computational Linguistics, pages 79–86.

- Mickael Rouvier and Benoit Favre. 2016. Sensei-lif at semeval-2016 task 4: Polarity embedding fusion for robust sentiment analysis. In *Proceedings of the 10th International Workshop on Semantic Evaluation (SemEval-2016)*. Association for Computational Linguistics, San Diego, California, pages 202–208. <http://www.aclweb.org/anthology/S16-1030>.
- Kevin J Shih, Saurabh Singh, and Derek Hoiem. 2016. Where to look: Focus regions for visual question answering. *CVPR*.
- Richard Socher, Brody Huval, Christopher D Manning, and Andrew Y Ng. 2012. Semantic compositionality through recursive matrix-vector spaces. In *Proceedings of the 2012 Joint Conference on Empirical Methods in Natural Language Processing and Computational Natural Language Learning*. Association for Computational Linguistics, pages 1201–1211.
- Richard Socher, Alex Perelygin, Jean Y Wu, Jason Chuang, Christopher D Manning, Andrew Y Ng, and Christopher Potts. 2013. Recursive deep models for semantic compositionality over a sentiment tree-bank. In *Proceedings of the conference on empirical methods in natural language processing (EMNLP)*. Citeseer, volume 1631, page 1642.
- Marijn F Stollenga, Jonathan Masci, Faustino Gomez, and Jürgen Schmidhuber. 2014. Deep networks with internal selective attention through feedback connections. In *Advances in Neural Information Processing Systems*. pages 3545–3553.
- Maite Taboada, Julian Brooke, Milan Tofiloski, Kimberly Voll, and Manfred Stede. 2011. Lexicon-based methods for sentiment analysis. *Computational linguistics* 37(2):267–307.
- Theresa Wilson, Janyce Wiebe, and Paul Hoffmann. 2005. Recognizing contextual polarity in phrase-level sentiment analysis. In *Proceedings of the conference on human language technology and empirical methods in natural language processing*. Association for Computational Linguistics, pages 347–354.
- Kelvin Xu, Jimmy Ba, Ryan Kiros, Kyunghyun Cho, Aaron Courville, Ruslan Salakhutdinov, Richard S Zemel, and Yoshua Bengio. 2015. Show, attend and tell: Neural image caption generation with visual attention. *International Conference for Machine Learning (ICML)*.
- Toshihiko Yanase, Kohsuke Yanai, Misa Sato, Toshi-nori Miyoshi, and Yoshiki Niwa. 2016. bunji at semeval-2016 task 5: Neural and syntactic models of entity-attribute relationship for aspect-based sentiment analysis. *Proceedings of SemEval* pages 289–295.
- Zichao Yang, Xiaodong He, Jianfeng Gao, Li Deng, and Alex Smola. 2016. Stacked attention networks for image question answering. *CVPR*.
- Wenpeng Yin and Hinrich Schütze. 2014. An exploration of embeddings for generalized phrases. In *ACL (Student Research Workshop)*. pages 41–47.
- Wenpeng Yin and Hinrich Schütze. 2015. Multi-channel variable-size convolution for sentence classification. In *Proceedings of the Nineteenth Conference on Computational Natural Language Learning*. Association for Computational Linguistics, Beijing, China, pages 204–214. <http://www.aclweb.org/anthology/K15-1021>.