

Lasso, fractional norm and structured sparse estimation using a Hadamard product parametrization

Peter D. Hoff

Department of Statistical Science

Duke University

May 31, 2025

Abstract

Using a multiplicative reparametrization, I show that a subclass of L_q penalties with $q \leq 1$ can be expressed as sums of L_2 penalties. It follows that the lasso and other norm-penalized regression estimates may be obtained using a very simple and intuitive alternating ridge regression algorithm. As compared to a similarly intuitive EM algorithm for L_q optimization, the proposed algorithm avoids some numerical instability issues and is also competitive in terms of speed. Furthermore, the proposed algorithm is easily extendable to generalized linear models, and can be used to create structured sparsity via penalties derived from covariance models for the parameters. Such model-based penalties may be useful for sparse estimation of spatially or temporally structured parameters.

Keywords: generalized linear model, linear regression, optimization, ridge regression, sparsity, spatial autocorrelation.

1 Introduction

Consider estimation for the normal linear regression model $y \sim N_n(X\beta, \sigma^2 I)$, where $X \in \mathbb{R}^{n \times p}$ is a matrix of predictor variables and $\beta \in \mathbb{R}^p$ is a vector of regression coefficients to be estimated. A least squares estimate is a minimizer of the residual sum of squares $\|y - X\beta\|^2$. A popular alternative estimate is the lasso estimate (Tibshirani, 1996), which minimizes $\|y - X\beta\|^2 + \lambda\|\beta\|_1$, a penalized residual sum of squares that balances fit to the data against the possibility that some

or many of the elements of β are small or zero. Indeed, minimizers of this penalized sum of squares may have elements that are exactly zero.

There exist a large variety of optimization algorithms for finding lasso estimates (see Schmidt et al. (2007) for a review). However, the details of many of these algorithms are somewhat opaque to data analysts who are not well-versed in the theory of convex optimization. One exception is the local quadratic approximation (LQA) algorithm of Fan and Li (2001), which proceeds by iteratively computing a series of ridge regressions. Fan and Li (2001) also suggested using LQA for non-convex L_q penalization when $q < 1$, and this technique was used by Kabán and Durrant (2008) and Kabán (2013) in their studies of non-convex L_q -penalized logistic regression. However, LQA can be numerically unstable for some combinations of models and penalties. To remedy this, Hunter and Li (2005) suggested optimizing a surrogate “perturbed” objective function. This perturbation must be user-specified, and its value can affect the parameter estimate. As an alternative to using local quadratic approximations, Zou and Li (2008) suggest L_q -penalized optimization using local linear approximations (LLA). While this approach avoids the instability of LQA, the algorithm is implemented by iteratively solving a series of L_1 penalization problems for which an optimization algorithm must be chosen as well.

This article develops a simple alternative technique for obtaining L_q -penalized regression estimates for many values of $q \leq 1$. The technique is based on a non-identifiable Hadamard product parametrization (HPP) of β as $\beta = u \circ v$, where “ \circ ” denotes the Hadamard (element-wise) product of the vectors u and v . As shown in the next section, if \hat{u} and \hat{v} are optimal L_2 -penalized values of u and v , then $\hat{\beta} = \hat{u} \circ \hat{v}$ is the optimal L_1 -penalized value of β . An alternating ridge regression algorithm for obtaining (\hat{u}, \hat{v}) is easy to understand and implement, and is competitive with LQA in terms of speed. In Section 3 we consider extensions of this algorithm for non-convex L_q -penalized regression with $q \leq 1$. As in the L_1 case, L_q -penalized linear regression estimates may be found using alternating ridge regression, whereas estimates in generalized linear models can be obtained with a modified version of an iteratively reweighted least squares algorithm. In Section 4 we show how the HPP can facilitate structured sparsity in parameter estimates: The L_2 penalty on the vectors u and v can be interpreted as independent Gaussian prior distributions on the elements of u and v . If instead we choose a penalty that mimics a dependent Gaussian prior, then we can achieve structured sparsity among the elements of $\beta = u \circ v$. This technique is illustrated with

an analysis of brain imaging data, for which a spatially structured HPP penalty is able to identify spatially contiguous regions of differential brain activity. A discussion follows in Section 5.

2 L_1 optimization using the HPP and ridge regression

2.1 The Hadamard product parametrization

The lasso or L_1 -penalized regression estimate $\hat{\beta}$ of β for the model $y \sim N_p(X\beta, \sigma^2 I)$ is the minimizer of $\|y - X\beta\|^2 + \lambda\|\beta\|_1$, or equivalently of the objective function

$$f(\beta) = \beta^\top Q \beta - 2\beta^\top l + \lambda\|\beta\|_1, \quad (1)$$

where $Q = X^\top X$ and $l = X^\top y$. Now reparametrize the model so that $\beta = u \circ v$, where “ \circ ” is the Hadamard (element-wise) product. We refer to this parametrization as the Hadamard product parametrization (HPP). Estimation of u and v using L_2 penalties corresponds to the following objective function:

$$g(u, v) = (u \circ v)^\top Q (u \circ v) - 2(u \circ v)^\top l + \lambda(u^\top u + v^\top v)/2. \quad (2)$$

Consideration of this parametrization and objective function may seem odd, as the values of u and v beyond their element-wise product β are not identifiable from the data. However, g is differentiable and biconvex, and its local minimizers can be found using a very simple alternating ridge regression algorithm. Furthermore, there is a correspondence between minimizers of g and minimizers of f , which we state more generally as follows:

Lemma 1. *Let $f(\beta) = h(\beta) + \lambda\|\beta\|_1$ and $g(u, v) = h(u \circ v) + \lambda(u^\top u + v^\top v)/2$. Then*

1. $\inf_{\beta} f(\beta) = \inf_{u, v} g(u, v);$
2. *if (\hat{u}, \hat{v}) is a local minimum of g , then $\hat{\beta} = \hat{u} \circ \hat{v}$ is a local minimum of f .*

Proof. To show item 1 we write $u = \beta/v$, where “/” denotes element-wise division, so that

$$\inf_{u, v} g(u, v) = \inf_{\beta, v} g(\beta/v, v) \quad (3)$$

$$= \inf_{\beta} \inf_v \{h(\beta) + \lambda(\|\beta/v\|^2 + \|v\|^2)/2\} \quad (4)$$

$$= \inf_{\beta} \left\{ h(\beta) + \lambda \inf_v (\|\beta/v\|^2 + \|v\|^2)/2 \right\}. \quad (5)$$

The inner infimum over v is attained, and a minimizer \tilde{v} can be found element-wise. The j th element \tilde{v}_j of a minimizer \tilde{v} is simply a minimizer of $\beta_j^2/v_j^2 + v_j^2$. If β_j is zero then $\tilde{v}_j = 0$ is the unique global minimizer. Otherwise, this function is strictly convex in v_j^2 with a unique minimum at $\tilde{v}_j^2 = |\beta_j|$. The inner minimum is therefore

$$\begin{aligned} \|\beta/\tilde{v}\|^2 + \|\tilde{v}\|^2 &= \sum_{j=1}^p (\beta_j^2/\tilde{v}_j^2 + \tilde{v}_j^2) \\ &= \sum_{j=1}^p (\beta_j^2/|\beta_j| + |\beta_j|) = 2\|\beta\|_1, \end{aligned}$$

and so

$$\begin{aligned} \inf_{u,v} g(u,v) &= \inf_{\beta,v} g(\beta/v,v) \\ &= \inf_{\beta} \left\{ h(\beta) + \lambda \min_v (\|\beta/v\|^2 + \|v\|^2) / 2 \right\} \\ &= \inf_{\beta} \{ h(\beta) + \lambda \|\beta\|_1 \} = \inf_{\beta} f(\beta). \end{aligned}$$

This proves item 1. In this proof, we saw that the constrained minimum of $u^\top u + v^\top v$ subject to $u \circ v = \beta$ is attained when $u_j^2 = v_j^2 = |\beta_j|$. Since h only depends on $u \circ v$, a local minimizer (\hat{u}, \hat{v}) of g must also be a minimizer of $u^\top u + v^\top v$ subject to the constraint that $u \circ v = \hat{u} \circ \hat{v} = \hat{\beta}$, and so $\hat{u}_j^2 = \hat{v}_j^2 = |\hat{\beta}_j|$, giving a local minimum value of $g(\hat{u}, \hat{v}) = h(\hat{\beta}) + \lambda \|\hat{\beta}\|_1 = f(\hat{\beta})$. That this must be a local minimum of f follows from the fact that the image of any ball in $\mathbb{R}^p \times \mathbb{R}^p$ around (\hat{u}, \hat{v}) under the mapping $(u, v) \rightarrow u \circ v$ contains a ball in \mathbb{R}^p around $\hat{u} \circ \hat{v}$. This proves item 2. \square

We now return to the definitions of f and g in Equations (1) and (2), where $h(\beta) = \beta^\top Q \beta - 2\beta^\top l$. Since all local minimizers of f are global minimizers (Tibshirani, 2013), item 2 of the lemma shows that any local minimizer (\hat{u}, \hat{v}) of g provides a global optimizer $\hat{\beta} = \hat{u} \circ \hat{v}$ of the lasso objective function. In other words, lasso estimates can be obtained from local minimizers of g . Such minimizers can be found with a simple and intuitive penalized alternating ridge regression algorithm. To see this, rewrite $(u \circ v)^\top Q(u \circ v)$ as $u^\top (Q \circ vv^\top)u$, and $(u \circ v)^\top l$ as $u^\top (v \circ l)$, which shows that $g(u, v)$ may be equivalently expressed as

$$g(u, v) = u^\top (Q \circ vv^\top + \frac{\lambda}{2} I) u + 2u^\top (v \circ l) + \lambda v^\top v / 2.$$

This is quadratic in u for fixed v , with a unique minimizer of $\tilde{u} = (Q \circ vv^\top + \frac{\lambda}{2} I)^{-1} (l \circ v)$. Similarly, the unique minimizer of $g(u, v)$ in v for fixed u is $\tilde{v} = (Q \circ uu^\top + \frac{\lambda}{2} I)^{-1} (l \circ u)$. Iteratively optimizing

u and then v given each other's current value is a type of coordinate descent algorithm. Since each conditional minimizer is unique, the algorithm will converge to a stationary point (\hat{u}, \hat{v}) of g (Luenberger and Ye, 2008). At convergence, derivatives can be calculated to check if the point is a local minimizer (and therefore also a global minimizer). Alternatively, the optimality of $\hat{\beta} = \hat{u} \circ \hat{v}$ can be evaluated by checking the Karush-Kuhn-Tucker (KKT) conditions for the lasso optimization problem: Following Tibshirani (2013), the vector $\hat{\beta}$ is a global minimizer of f if

$$2(l_j - [Q\hat{\beta}]_j)/\lambda = \text{sign}(\hat{\beta}_j) \text{ if } \hat{\beta}_j \neq 0, \quad (6)$$

$$2(l_j - [Q\hat{\beta}]_j)/\lambda \in [-1, 1] \text{ if } \hat{\beta}_j = 0. \quad (7)$$

It is interesting to note that any stationary point (\hat{u}, \hat{v}) of $g(u, v)$ will give a value $\hat{\beta} = \hat{u} \circ \hat{v}$ that satisfies (6). To see this, note that at a critical point we have $(Q \circ \hat{v}\hat{v}^\top + \frac{\lambda}{2}I)\hat{u} = l \circ \hat{v}$, which implies that

$$\hat{u}_j = 2\hat{v}_j(l_j - [Q(\hat{u} \circ \hat{v})]_j)/\lambda. \quad (8)$$

Similarly, $\hat{v}_j = 2\hat{u}_j(l_j - [Q(\hat{u} \circ \hat{v})]_j)/\lambda$. If $\hat{\beta}_j = \hat{u}_j\hat{v}_j \neq 0$, then neither \hat{u}_j nor \hat{v}_j equal zero either, and so $\hat{u}_j/\hat{v}_j = 2(l_j - [Q(\hat{u} \circ \hat{v})]_j)/\lambda = \hat{v}_j/\hat{u}_j$. This implies that $\hat{u}_j^2 = \hat{v}_j^2$, or equivalently,

$$\begin{aligned} 2(l_j - [Q\hat{\beta}]_j)/\lambda &= \frac{\hat{u}_j}{\hat{v}_j} = \frac{\text{sign}(\hat{u}_j)}{\text{sign}(\hat{v}_j)} \\ &= \text{sign}(\hat{u}_j\hat{v}_j) = \text{sign}(\hat{\beta}_j), \end{aligned}$$

and so condition (6) is met. Not all stationary points will satisfy (7), though. For example, the point $(0, 0) \in \mathbb{R}^p \times \mathbb{R}^p$ is a stationary point of g but is not a local minimum and does not satisfy (7). However, in all of the numerical examples I have evaluated, the HPP algorithm has converged to a minimizer of g and not a saddle point.

2.2 Numerical evaluation

The HPP provides a simple, intuitive algorithm for obtaining lasso regression estimates. Given a starting value v (such as one based on an OLS or ridge regression estimate), the algorithm is to iterate steps 1 and 2 below until the KKT conditions (6) and (7) are approximately met:

1. Set $u = (Q \circ vv^\top + \frac{\lambda}{2}I)^{-1}(l \circ v)$;

2. Set $v = (Q \circ uu^\top + \frac{\lambda}{2}I)^{-1}(l \circ u)$.

The main justification for the HPP is that, for some researchers, optimization of g via this HPP algorithm may be more intuitive and easy to code than alternative optimization schemes for f that require an understanding of convex optimization. With this in mind, it is of interest to compare the convergence of the HPP algorithm to other intuitive and/or easy to implement algorithms. One such algorithm is the local quadratic approximation (LQA) algorithm of Fan and Li (2001), which involves iterative computation of ridge regression estimates. Specifically, one iteration of the LQA algorithm is as follows:

1. Compute $D = \text{diag}(|\beta_1|^{-1}, \dots, |\beta_p|^{-1})$;
2. Set $\beta = (Q + \frac{\lambda}{2}D)^{-1}l$.

The idea behind this algorithm is that $\beta^T D \beta / 2$ is a quadratic approximation to the L_1 penalty $\|\beta\|_1$ in a neighborhood around the current value of β . This algorithm can equivalently be interpreted as an EM algorithm for finding the posterior mode of β under independent Laplace prior distributions on the elements of β (Figueiredo, 2003). However, inspection of the algorithm reveals a potential problem: As entries of β_j approach zero the corresponding diagonal entries of D approach infinity, which could lead to numerical instability in the calculation of the update to β in step 2 of the algorithm. In particular, the condition number of the matrix $Q + \frac{\lambda}{2}D$ will generally approach infinity as entries of β approach zero. Hunter and Li (2005) propose to remedy to this potential numerical instability of LQA by perturbing the update in step 2 so that D remains bounded. In the context of L_1 -penalized estimation, this modification amounts to replacing $|\beta_j|^{-1}$, the j th diagonal element of D , with $(|\beta_j| + \epsilon)^{-1}$, where ϵ is some small positive number, thereby ensuring that the condition number of $Q + \frac{\lambda}{2}D$ does not go to infinity. Note that in contrast, the matrices $Q \circ vv^\top + \frac{\lambda}{2}I$ and $Q \circ uu^\top + \frac{\lambda}{2}I$ in steps 1 and 2 of the HPP algorithm require no such modification, and remain well-conditioned as elements of u or v approach zero.

The convergence properties of the HPP and ϵ -perturbed LQA algorithms (with $\epsilon = 10^{-12}$) were compared on 100 datasets that were simulated from the linear regression model $y \sim N_n(X\beta, I)$. A different value of β was generated for each dataset, with entries simulated independently from a 50-50 mixture of a point-mass at zero and a mean-zero normal distribution with a standard deviation of $1/2$. For each dataset, the entries of the design matrix X were independently simulated from a

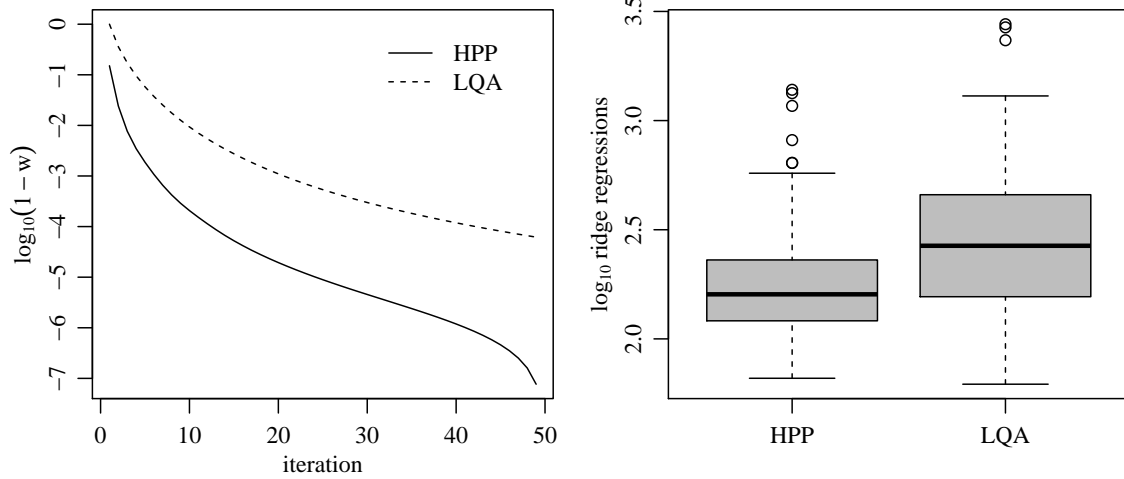


Figure 1: Simulation results for L_1 -penalized regression. The left panel summarizes the progress of each algorithm per iteration, on average across the 100 datasets. The right panel summarizes the variability in the number of ridge regressions that each algorithm requires until the convergence criterion is met.

standard normal distribution. Results are presented here for the case that $n = 150$ and $p = 100$, Replication code available at my website permits comparison of the methods for other values of the simulation parameters.

For each simulated dataset, a moment-based empirical Bayes estimate of λ was obtained and both algorithms were iterated 50 times, starting at the unpenalized least squares estimate. Details on the empirical Bayes estimate of λ are available from the replication code for this article. Let $f(\beta_h^{(i)})$ and $f(\beta_l^{(i)})$ denote the values of the objective function at the i th iterate of the HPP and LQA algorithms, respectively. Letting $f_{\max} = \max\{f(\beta_h^{(1)}), f(\beta_l^{(1)})\}$ and $f_{\min} = \min\{f(\beta_h^{(50)}), f(\beta_l^{(50)})\}$, the value of $w_h^i = (f_{\max} - f(\beta_h^{(i)})) / (f_{\max} - f_{\min}) \in [0, 1]$ measures the progress of the HPP algorithm at iterate i , and w_l^i can be defined similarly to describe the progress of the LQA algorithm. The upper-left panel of Figure 1 plots the values of w_h^i and w_l^i for each iteration i , on average across the 100 simulated datasets. The HPP algorithm makes substantially more progress per iteration than the LQA algorithm. However, HPP requires two ridge regressions per iteration, whereas the LQA requires only one. To assess the computational burden of each algorithm, we need to evaluate the number of ridge regressions each algorithm requires to find a solution. To this end, each algorithm was iterated until the KKT conditions (6) and (7) were approximately met (each condition met to

within 10^{-6}), and the number of iterations until convergence was recorded. The median numbers of iterations until convergence were 80 and 267 for the HPP and LQA algorithms respectively. The variability in the number of iterations until convergence for each algorithm is displayed in the second panel of Figure 1, where for comparison the results are given in terms of the number of ridge regressions required until convergence. Roughly speaking, HPP takes twice as much time per iteration but requires less than a third as many iterations to converge, and so is more than 50 percent faster, on average across simulated datasets.

3 HPP for non-convex penalties

3.1 HPP for L_q -penalized linear regression

A natural generalization of the HPP is to write $\beta = u_1 \circ \dots \circ u_K$ and optimize

$$g(u_1, \dots, u_K) = (u_1 \circ \dots \circ u_K)^\top Q (u_1 \circ \dots \circ u_K) - 2(u_1 \circ \dots \circ u_K)^\top l + \frac{\lambda}{K} (u_1^\top u_1 + \dots + u_K^\top u_K). \quad (9)$$

For $K = 1$ the optimal u -value is the L_2 -penalized ridge regression estimate, and for $K = 2$ the optimal value of (u_1, u_2) gives the L_1 -penalized lasso regression estimate, as discussed in the previous section. Values of K greater than 2 correspond to non-convex L_q penalties with $q = 2/K$. For example, the $L_{1/2}$ -penalized estimate is obtained by optimizing (9) with $K = 4$. Non-convex penalties such as these have been studied by Fan and Li (2001), Hunter and Li (2005), Kabán and Durrant (2008), Zou and Li (2008), and Kabán (2013) among others. Such non-convex penalties induce sparsity without the severe penalization of large parameter values that is imposed by convex penalties, such as the L_1 and L_2 norms. Defining $\|\beta\|_q^q = \sum_j |\beta_j|^q$, the correspondence between the L_q penalties and the HPP is given by the following lemma:

Lemma 2. *Let $f(\beta) = h(\beta) + \lambda \|\beta\|_q^q$ where $q = 2/K$, and let $g(u_1, \dots, u_K) = h(u_1 \circ \dots \circ u_K) + \lambda(u_1^\top u_1 + \dots + u_K^\top u_K)/K$. Then*

1. $\inf_\beta f(\beta) = \inf_{u_1, \dots, u_K} g(u_1, \dots, u_K)$;
2. *if $(\hat{u}_1, \dots, \hat{u}_K)$ is a local minimum of g , then $\hat{\beta} = \hat{u}_1 \circ \dots \circ \hat{u}_K$ is a local minimum of f .*

Proof. Using Lagrange multipliers, it is straightforward to show that the minimum value of $\sum_k u_k^\top u_k$ subject to the constraint that $\prod_k u_{k,j} = \beta_j$ is attained when $|u_{k,j}|$ is constant across k . This implies

that at a minimizing value, $u_{k,j}^2 = |\beta_j|^{2/K}$ and that $\sum_k u_k^\top u_k = \|\beta\|_q^q$, where $q = 2/K$. The lemma then follows using exactly the same logic as used to prove Lemma 1. \square

The lemma suggests a simple alternating ridge regression algorithm for obtaining L_q -penalized linear regression estimates in cases where $q = 2/K$ for some integer K . Given a starting value (u_2, \dots, u_K) , repeat steps 1 and 2 below for each $k = 1, \dots, K$, iteratively until convergence:

1. Set $v = (u_1 \circ \dots \circ u_K) / u_k$;
2. Set $u_k = (Q \circ vv^\top + \frac{\lambda}{K} I)^{-1} (l \circ v)$.

Note that v in item 1 is simply the Hadamard product of the vectors $\{u_1, \dots, u_K\}$ except for u_k . Another intuitive algorithm that is even easier to code is the LQA algorithm for L_q -penalized linear regression, which proceeds by iterating the following steps:

1. Compute $D = \text{diag}(|\beta_1|^{q-2}, \dots, |\beta_p|^{q-2})$;
2. Set $\beta = (Q + q \frac{\lambda}{2} D)^{-1} l$.

As discussed in the previous section, the condition number of $Q + q \frac{\lambda}{2} D$ in step 2 of the algorithm will generally converge to infinity as elements of β approach zero, leading to the potential for numerical instability. The ϵ -perturbed version of this algorithm proposed by Hunter and Li (2005) is to replace $|\beta_j|^{q-2}$, the j th diagonal element of D , with $|\beta_j|^{q-2} \frac{|\beta_j|}{|\beta_j| + \epsilon}$, where ϵ is some small positive number. While this term no longer remains bounded as $|\beta_j| \rightarrow 0$ if $q < 1$, it does result in a minorization-maximization algorithm for optimizing a perturbed version of the objective function (see Hunter and Li (2005) for details).

The convergence properties of HPP and ϵ -perturbed LQA were compared on the same simulated data as described in Section 2.2, but now using a nonconvex $L_{1/2}$ penalty corresponding to $K = 4$. A summary of the results are displayed in Figure 2. As can be seen in the left panel, HPP converges at a faster rate per iteration than LQA, on average across datasets. Using a convergence criteria of a relative change in the objective function f of less than 10^{-6} , the LQA algorithm required slightly more than four times (4.22) as many iterations as HPP to converge, on average across datasets. However, HPP requires $K = 4$ ridge regressions per iteration as compared to one for LQA. Taking this into account, the two algorithms are comparable in terms of computational burden, as shown in the right panel of Figure 2.

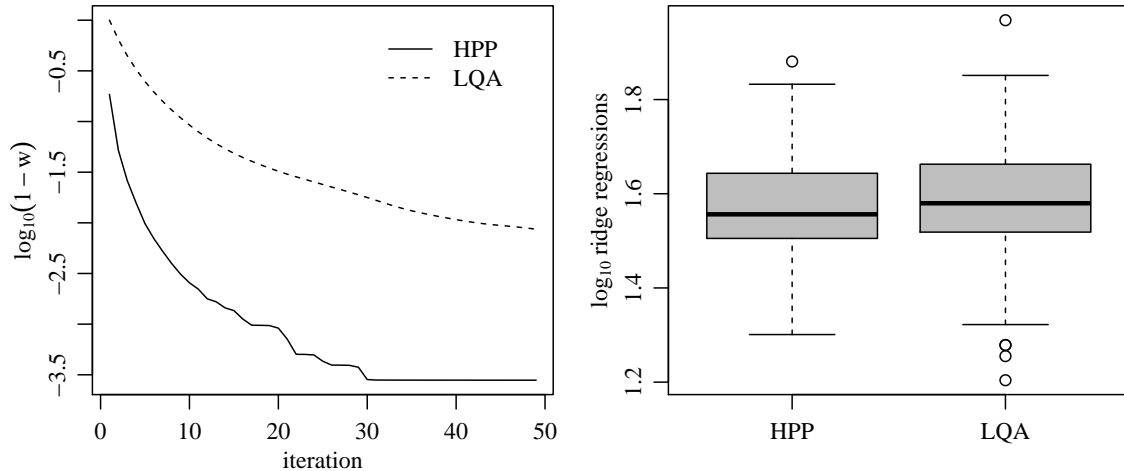


Figure 2: Simulation results for $L_{1/2}$ -penalized regression. The left panel summarizes the progress of each algorithm per iteration, on average across the 100 datasets. The right panel summarizes the variability in the number of ridge regressions that each algorithm requires until the convergence criterion is met.

However, as noted by Zou and Li (2008), the ϵ -perturbed LQA algorithm is no longer optimizing the original objective function, and this difference could affect the estimated sparsity pattern. We investigated this possibility in this simulation study as follows: Declaring a coefficient to “effectively zero” if it was estimated to be less than 10^{-6} in absolute value, the two procedures produced estimates with different sparsity patterns in 54 out of the 100 datasets, with the true (non-perturbed) objective function being lower at the HPP estimate than at the LQA estimate in 44 out of 54 of these datasets. However, the differences occurred at only about 1% of the 100 coefficients, on average across datasets. Differences, when they did occur, were not minuscule: The absolute value of a non-zero parameter estimate given that its alternative estimate was sparse was about 0.08, on average across datasets and coefficients, which is about one-sixth of the standard deviation of the true values of the non-zero coefficients.

3.2 HPP for L_q -penalized generalized linear models

The arbitrariness of the function $h(\beta)$ in Lemmas 1 and 2 means that the HPP could be used for penalized estimation in scenarios beyond linear regression. Consider a likelihood $L(\beta, \psi) = \prod_i p(y_i | \eta_i, \psi)$ where $\eta_i = \beta^\top x_i$ and $p(y_i | \eta_i, \psi) = c(y_i) e^{\{(y_i \eta_i - A(\eta_i)) / \psi\}}$, with x_i being an observed p -

variate vector of predictors for each observation i . The L_q -penalized likelihood estimate of β is the maximizer of the penalized likelihood given by $\exp(-\lambda\|\beta\|_q^q/(2\psi)) \times \prod_i p(y_i|\eta_i, \psi)$, or equivalently is the minimizer of two times the scaled negative log penalized likelihood

$$f(\beta) = 2 \sum_i A(\beta^\top x_i) - 2\beta^\top \sum_i y_i x_i + \lambda\|\beta\|_q^q.$$

For example, the special cases of linear regression, Poisson regression and logistic regression correspond to $A(\eta)$ being equal to $\eta^2/2$, e^η and $\ln(1 + e^\eta)$ respectively.

By Lemma 2, if $q = 2/K$ then the minimum of $f(\beta)$ is equal to the minimum of $g(u_1, \dots, u_K)$, where

$$g(u_1, \dots, u_K) = 2 \sum_i A([u_1 \circ \dots \circ u_K]^\top x_i) - 2(u_1 \circ \dots \circ u_K)^\top X^\top y + \frac{\lambda}{K} (u_1^\top u_1 + \dots u_K^\top u_K).$$

Local minima of g can be found using a variety of algorithms that iteratively update u_1, \dots, u_K . For example, suppose we can optimize the following L_2 -penalized likelihood function in β :

$$f(\beta : X, \lambda) = 2 \sum_i A(\beta^\top x_i) - 2\beta^\top X^\top y + \lambda\|\beta\|^2.$$

Now let $v = (u_1 \circ \dots \circ u_K)/u_k$. The part of g that depends on u_k can be written as

$$\begin{aligned} g_k(u_k : X, v) &= 2 \sum_i A([u_k \circ v]^\top x_i) - 2(u_k \circ v)^\top \sum_i y_i x_i + \frac{\lambda}{K} u_k^\top u_k \\ &= 2 \sum_i A(u_k^\top [v \circ x_i]) - 2u_k^\top \sum_i y_i (v \circ x_i) + \frac{\lambda}{K} u_k^\top u_k \\ &= f(u_k : \tilde{X}_k, \lambda/K), \end{aligned}$$

where $\tilde{X}_k = XD(v)$, so that the i th row of \tilde{X}_k is $\tilde{x}_i = v \circ x_i$. If we can optimize $f(\beta : X, \lambda)$ in β , then we can optimize g by iteratively optimizing $f(u_k : \tilde{X}_k, \lambda/K)$ in u_k for each $k = 1, \dots, K$. Therefore, any algorithm that provides L_2 -penalized generalized linear model estimates can also be used to provide L_q -penalized estimates via the HPP, if $q = 2/K$. For example, $f(u_k : \tilde{X}_k, \lambda/K)$ can generally be optimized with the Newton-Raphson algorithm. The first and second derivatives of $f(u_k : \tilde{X}_k, \lambda/K)$ are

$$\begin{aligned} d_k &= \frac{\partial f}{\partial u_k} = 2 \left(v \circ \sum x_i (\dot{A}(\eta_i) - y_i) + \frac{\lambda}{K} u_k \right) \\ H_k &= \frac{\partial^2 f}{\partial u_k \partial u_k^\top} = 2 \left(v v^\top \circ \sum \ddot{A}(\eta_i) x_i x_i^\top + \frac{\lambda}{K} I \right), \end{aligned}$$

where $\eta_i = (u_1 \circ \dots \circ u_K)^T x_i$ and \dot{A} and \ddot{A} are the first and second derivatives of $A(\eta)$, respectively. Critical points of g can then be found by repeating the following steps iteratively for $i = 1, \dots, K$ until convergence:

1. Compute $v = (u_1 \circ \dots \circ u_K)/u_k$;
2. Optimize $f(u_k : \tilde{X}_k, \lambda/K)$ in u_k by iterating the following until convergence:
 - (a) Compute $\eta_i = (u_k \circ v)^\top x_i$ for each $i = 1, \dots, n$, then d_k and H_k ;
 - (b) Set u_k to $u_k - H_k^{-1}d_k$.

The LQA strategy for L_q -penalized estimation in generalized linear models is similar, except that at each iteration we optimize

$$2 \sum_i A(\beta^\top x_i) - 2\beta^\top \sum y_i x_i + q\lambda \beta^\top D \beta,$$

where $D = \text{diag}(|\tilde{\beta}_1|^{q-2}, \dots, |\tilde{\beta}_p|^{q-2})$, with $\tilde{\beta}$ being the value of β at the current iteration of the algorithm. The ϵ -perturbed version of this LQA algorithm is, as in the previous subsection, obtained by replacing $|\beta_j|^{q-2}$, the j th diagonal element of D , with $|\beta_j|^{q-2} \frac{|\beta_j|}{|\beta_j| + \epsilon}$, where ϵ is some small positive number.

This perturbed LQA algorithm with $\epsilon = 10^{-12}$ was compared to the HPP algorithm in terms of obtaining $L_{1/2}$ -penalized estimates of logistic regression coefficients. For each of the 100 values of β and X used in both of the previous two simulation examples, a vector of $n = 150$ binary observations were independently simulated from the logistic regression model $y_i \sim \text{binary}(e^{\beta_i^\top x_i} / (1 + e^{\beta_i^\top x_i}))$, for $i = 1, \dots, n$. The HPP and LQA algorithms were compared using the same metrics as used in the previous two numerical examples. As shown in the left panel of Figure 3, each iteration of HPP provides a larger improvement to the objective function than an iteration of LQA, on average across datasets, and the number of iterations to convergence for the LQA algorithm was nearly five times (4.88) that of the HPP algorithm. However, HPP requires $K = 4$ Newton-Raphson optimizations per iteration, whereas LQA only requires one. As shown in the right panel of the figure, this results in the HPP algorithm being slightly less computationally costly than the LQA algorithm, on average.

As with the numerical example of $L_{1/2}$ -penalized linear regression, we compared parameter estimates obtained by the two algorithms. The two procedures produced different sparsity patterns

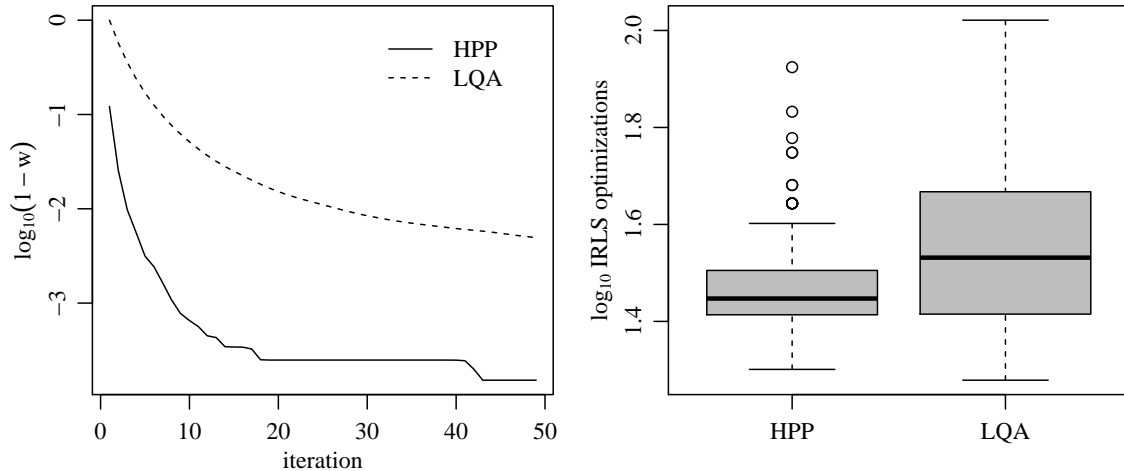


Figure 3: Simulation results for $L_1/2$ -penalized logistic regression. The left panel summarizes the progress of each algorithm per iteration, on average across the 100 datasets. The right panel summarizes the variability in the number of iteratively reweighted least squares optimizations that each algorithm requires until the convergence criterion is met.

in 23 out of the 100 datasets, with the objective function at the HPP estimate being lower (more optimal) than that of the LQA estimate in 18 out of 23 of these datasets. Differences were rare though, occurring for only about one-half of 1% of the 100 coefficients, on average across datasets. However, the average absolute value of a non-sparse coefficient given that its alternative estimate was sparse was about 0.23, which is about one-half of the standard deviation of the true values of the non-zero coefficients.

4 Structured penalization with the HPP

It is well-known that the lasso objective function $f(\beta) = \beta^T Q \beta - 2\beta^T l + \lambda \|\beta\|_1$ is equal to the scaled log posterior density of β under a Laplace prior distribution on the elements of β (Tibshirani, 1996; Figueiredo, 2003; Park and Casella, 2008). Specifically, for the linear regression model $y \sim N(X\beta, \sigma^2 I)$ and prior distribution $\beta_1, \dots, \beta_p \sim \text{i.i.d. Laplace}(\lambda/[2\sigma^2])$, the posterior density of β

is given by

$$\begin{aligned} p(\beta|y, X, \sigma^2) &\propto \exp(-\|y - X\beta\|^2/[2\sigma^2]) \exp(-\lambda\|\beta\|_1/[2\sigma^2]) \\ &\propto \exp(-\frac{1}{2\sigma^2}[\beta^\top Q\beta - 2\beta^\top l + \lambda\|\beta\|_1]) = \exp(-\frac{1}{2\sigma^2}f(\beta)), \end{aligned}$$

where $Q = X^\top X$ and $l = X^\top y$ as before. The lasso estimate $\hat{\beta}$ is therefore equal to the posterior mode estimate. Alternatively, reparametrizing the regression model so that $\beta = u \circ v$, and using independent $N(0, 2\sigma^2/\lambda)$ prior distributions for the elements of u and v gives

$$\begin{aligned} p(u, v|y, X, \sigma^2) &\propto \exp(-\|y - X(u \circ v)\|^2/[2\sigma^2]) \exp(-\frac{1}{2\sigma^2}[\lambda u^\top u/2 + \lambda v^\top v/2]) \\ &\propto \exp(-\frac{1}{2\sigma^2}g(u, v)), \end{aligned}$$

where $g(u, v) = (u \circ v)^\top Q(u \circ v) - 2(u \circ v)^\top l + \lambda(u^\top u + v^\top v)/2$. The minimizers \hat{u} and \hat{v} of $g(u, v)$ may therefore be viewed as posterior mode estimates under independent Gaussian priors on u and v , with the lasso estimate given by $\hat{\beta} = \hat{u} \circ \hat{v}$.

The L_1 and L_2 penalties (or Laplace and Gaussian priors) on β and (u, v) respectively induce sparsity in the parameter estimates, but in an unstructured way. From a Bayesian perspective, the *a priori* independence of the parameters means that the parameters convey no information about each other. In particular, the shrinkage of any one parameter is unrelated to that of any other. However, in many estimation problems there are relationships among the elements of β , and it may be desirable to shrink related parameters by similar amounts or towards a common value. For example, a subset of elements of β may correspond to the effects of different levels of a single categorical predictor. For models with such variables, the group lasso penalty of Yuan and Lin (2006) may shrink the entire subset to zero, in which case it would be inferred that there is no effect of the categorical predictor. In other situations, the elements of β may represent variables that have spatial or temporal locations. To estimate such parameters, Tibshirani et al. (2005) introduced the fused lasso, which in addition to penalizing the magnitudes of the elements of β , also penalizes the differences between elements that are spatially or temporally close to one another.

These and other structured penalizations employ a variety of optimization techniques to obtain parameter estimates. As an alternative to these approaches, the HPP can be used to generate a class of structured sparse estimates that can be obtained with a simple and intuitive alternating ridge regression algorithm. Consider the objective function

$$g(u, v) = (u \circ v)^\top Q(u \circ v) - 2(u \circ v)^\top l + u^\top \Sigma_u^{-1}u + v^\top \Sigma_v^{-1}v, \quad (10)$$

where Σ_u and Σ_v are positive definite (covariance) matrices. This objective function is equal to the scaled log-posterior density of (u, v) under the model $y \sim N(X\beta, \sigma^2 I)$ and independent prior distributions $u/\sigma \sim N(0, \Sigma)$, $v/\sigma \sim N(0, \Sigma)$. We refer to this combination of parametrization and penalty as a structured HPP, or SHPP. Note that the unstructured HPP corresponding to the L_1 penalty on $\beta = u \circ v$ is obtained by setting $\Sigma = \frac{2}{\lambda} I$.

Local minima of $g(u, v)$ may be obtained with the following algorithm in which u and v are iteratively optimized until convergence:

1. Set $u = (Q \circ vv^\top + \Sigma_u^{-1})^{-1}(l \circ v)$;
2. Set $v = (Q \circ uu^\top + \Sigma_v^{-1})^{-1}(l \circ u)$.

In addition to the simplicity of the estimation approach, the SHPP also benefits from having a penalty that is easily interpretable as a covariance model for the relationships among the entries of u and v , and therefore among the entries of $\beta = u \circ v$. From a Bayesian perspective, if $u/\sigma \sim N(0, \Sigma_u)$ and $v/\sigma \sim N(0, \Sigma_v)$, then $\text{Cov}[\beta/\sigma^2] = \Sigma_u \circ \Sigma_v$ (although β is not *a priori* Gaussian). Furthermore, since any positive definite matrix can be written as the Hadamard product of two other positive definite matrices (Majindar, 1963; Styan, 1973), Σ_u and Σ_v can always be chosen to yield a particular value of $\text{Cov}[\beta/\sigma^2]$.

To illustrate the SHPP methodology, we analyze spatial data from a diffusion tensor imaging (DTI) study that compared the brain activity of 6 dyslexic children to that of 6 non-dyslexic controls, as described in Deutsch et al. (2005). Following Efron (2010), we analyze z -scores obtained from two-sample tests performed at each of $p = 15,443$ spatially arranged voxels. Each voxel has a location in a $73 \times 55 \times 20$ three-dimensional grid. A plot of these z -scores at three adjacent vertical locations is given in Figure 4. The data exhibit a high degree of positive spatial dependence, with the z -values of neighboring voxels frequently being of the same sign. Also note that the spatial dependence among the large negative values appears to be much smaller than that of the large positive values, suggesting that many of the large negative values are due to noise.

Possible causes of this dependence include spatially dependent measurement errors and spatially structured signals. While it is likely that both of these factors are contributing to the spatial dependence, for the purpose of illustrating the SHPP we assume that it is exclusively the latter. We model these data as $z \sim N_p(\theta, I)$, and use a spatial SHPP for estimating θ . Specifically, we

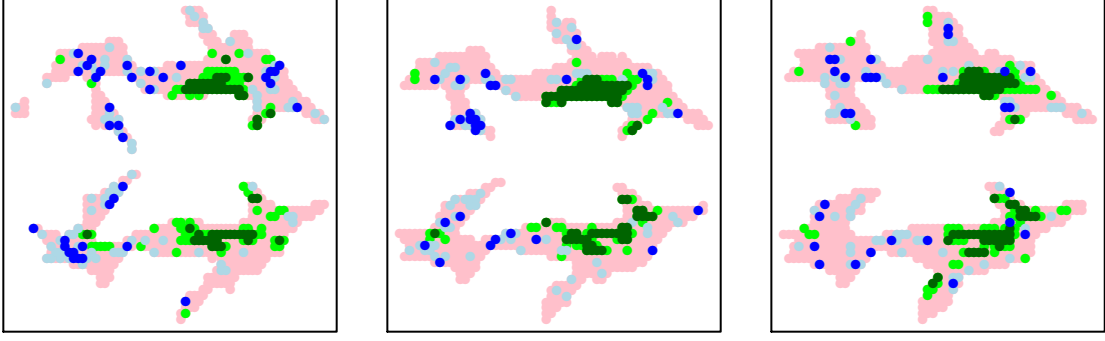


Figure 4: DTI z -scores at three adjacent vertical coordinates. Green and blue correspond to positive and negative values exceeding $z_{.975}$ in absolute value, and light green and light blue correspond to values exceeding $z_{.9}$ in absolute value.

write $\theta = u \circ v$ and optimize

$$g(u, v) = \|z - u \circ v\|^2 + u^\top \Sigma^{-1} u + v^\top \Sigma^{-1} v, \quad (11)$$

where Σ is the covariance matrix of a spatial conditional autoregression (CAR) model. The CAR model is parametrized as $\Sigma = \tau^2(I - \rho G)^{-1}$, where ρ and τ^2 are parameters and G is a matrix of spatial weights. Letting n_i be the number of voxels spatially adjacent to voxel i , the weights are given by $g_{i,j} = 1/n_i$ if j is adjacent to i and $g_{i,j} = 0$ otherwise. Under this model, the conditional expectation of u_i given $\{u_j : j \neq i\}$ is ρ times the average value of its neighbors, and the conditional variance is τ^2 .

Empirical Bayes estimates of ρ and τ^2 were obtained from the data and then used to define the SHPP objective function (11). To avoid calculations involving the $15,443 \times 15,433$ covariance matrix Σ that are necessary for the algorithm described above, we instead use a block coordinate descent algorithm that iteratively updates the values of u_i and v_i for each voxel i as follows:

1. Compute $q = v_i^2 + 1/\tau^2$ and $l = z_i v_i + \rho \bar{u}_{n_i}/\tau^2$. Set $u_i = l/q$;
2. Compute $q = u_i^2 + 1/\tau^2$ and $l = z_i u_i + \rho \bar{v}_{n_i}/\tau^2$. Set $v_i = l/q$.

In the above algorithm, \bar{u}_{n_i} denotes the average of the u -values among the n_i neighbors of voxel i , and \bar{v}_{n_i} is defined analogously. Starting with values of $u_i = |z_i|$ and $v_i = z_i/|z_i|$, this algorithm was iterated until the relative change in $u \circ v$ from one complete iteration over all voxels to the next

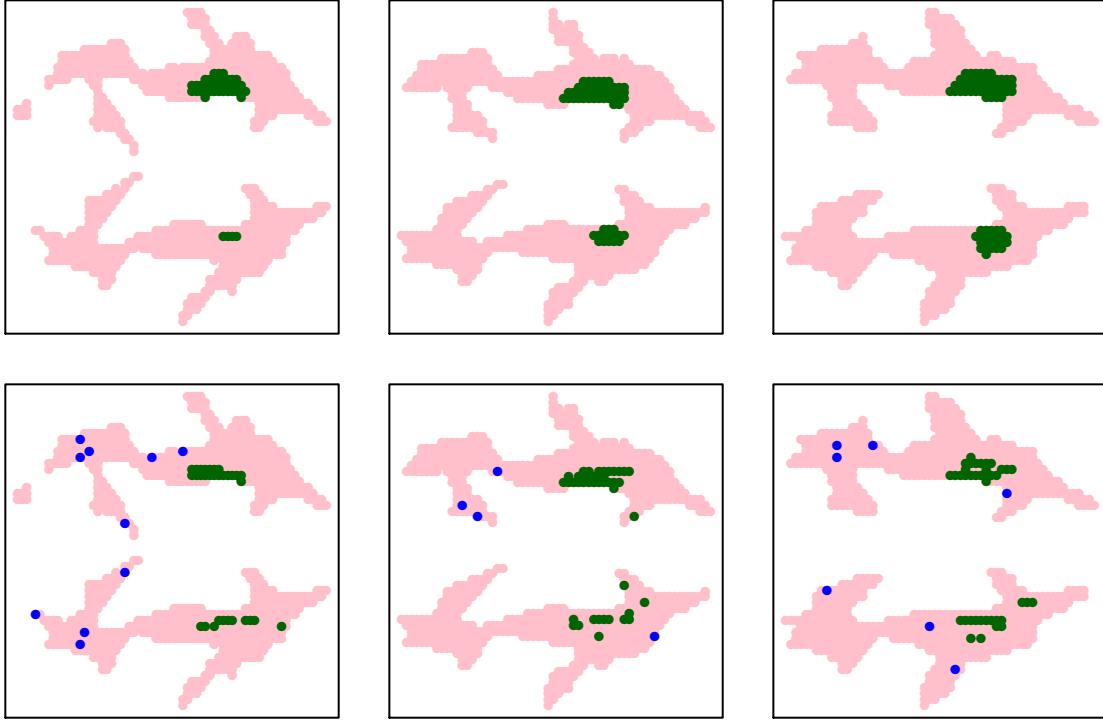


Figure 5: Estimated group differences using spatially structured (top) and unstructured (bottom) penalties. Green, blue and pink correspond to estimates that are positive, negative and zero respectively.

was less than 10^{-10} . This required 123 iterations and a little under two minutes on my desktop computer. The resulting estimate $\hat{\theta}$ is very sparse, with about 94% of the entries being less than 10^{-6} in absolute value (10 times smaller than the smallest entry of z). As shown in the top row of Figure 5, this sparsity is highly spatially structured, and a few large multi-voxel regions of the brain with consistently positive values are identified. The lack of non-zero negative values of $\hat{\theta}$ is in agreement with an analysis by Efron (2010, chapter 4) using false discovery rates, and further suggests that the few large and negative raw-data values at spatially isolated voxels are the result of noise. For comparison, the second row of the figure summarizes an unstructured lasso estimate, where the shrinkage parameter λ was obtained using the same empirical Bayes approach described in Section 2.2. The unstructured estimate has non-zero negative values for several spatially isolated voxels, and the estimated positive regions are not as spatially coherent as those of the SHPP estimate.

5 Discussion

The Hadamard product parametrization provides a simple and intuitive method for obtaining L_q -penalized regression estimates for certain values of q . In terms of accessibility to practitioners, the HPP algorithm is similar to the LQA algorithm. Both of these algorithms proceed by iterative ridge regression. Unlike the “ridge” of the LQA algorithm, that of the HPP algorithm is bounded near zero, suggesting that HPP is to be preferred over LQA for reasons of numerical stability. However, for the numerical examples in this article (and others considered by the author), instability was not an insurmountable issue for LQA and the two algorithms performed comparably.

The L_2 penalties on the parameters in the HPP can be thought of as isotropic normal prior distributions. Similarly, non-isotropic quadratic penalties can be constructed that can be interpreted as Gaussian models for the parameters. Such penalties can be useful in situations where the relationships between the parameters are naturally expressed in terms of a covariance model.

However, the analogy to Bayesian estimation is limited: The value (\hat{u}, \hat{v}) that minimizes $\|y - X(u \circ v)\|^2 + \lambda(\|u\|^2 + \|v\|^2)/2$ is the posterior mode of (u, v) under isotropic Gaussian priors, but $\hat{\beta} = \hat{u} \circ \hat{v}$ is not the posterior mode of β under the prior induced by the Gaussian priors on u and v . This is because, in general, the posterior mode of a function of a parameter is not the function at the posterior mode of the parameter. If u and v are *a priori* Gaussian then the induced prior distribution on β is not a Laplace distribution (which would yield the Lasso estimate as a posterior mode), but a “normal product” distribution (Weinstein, 2016). This prior, considered by Zhou et al. (2015), corresponds to a different penalty than any of the L_q penalties, and can be shown to be in the class of normal-gamma prior distributions studied by Griffin and Brown (2010).

Replication code for the numerical examples in this article is available at my website. This research was supported by NSF grant DMS-1505136.

References

- Deutsch, G. K., R. F. Dougherty, R. Bammer, W. T. Siok, J. Gabrieli, and B. Wandell (2005). Correlations between white matter microstructure and reading performance in children. *Cortex* 41(3), 354–363.
- Efron, B. (2010). *Large-scale inference*, Volume 1 of *Institute of Mathematical Statistics (IMS)*

- Monographs*. Cambridge University Press, Cambridge. Empirical Bayes methods for estimation, testing, and prediction.
- Fan, J. and R. Li (2001). Variable selection via nonconcave penalized likelihood and its oracle properties. *J. Amer. Statist. Assoc.* 96(456), 1348–1360.
- Figueiredo, M. A. T. (2003, September). Adaptive sparseness for supervised learning. *IEEE Trans. Pattern Anal. Mach. Intell.* 25(9), 1150–1159.
- Griffin, J. E. and P. J. Brown (2010). Inference with normal-gamma prior distributions in regression problems. *Bayesian Anal.* 5(1), 171–188.
- Hunter, D. R. and R. Li (2005). Variable selection using MM algorithms. *Ann. Statist.* 33(4), 1617–1642.
- Kabán, A. (2013). Fractional norm regularization: Learning with very few relevant features. *IEEE transactions on neural networks and learning systems* 24(6), 953–963.
- Kabán, A. and R. J. Durrant (2008). Learning with $L_{q<1}$ vs L_1 -norm regularisation with exponentially many irrelevant features. In *Joint European Conference on Machine Learning and Knowledge Discovery in Databases*, pp. 580–596. Springer.
- Luenberger, D. G. and Y. Ye (2008). *Linear and nonlinear programming* (Third ed.). International Series in Operations Research & Management Science, 116. Springer, New York.
- Majindar, K. N. (1963). On a factorisation of positive definite matrices. *Canad. Math. Bull.* 6, 405–407.
- Park, T. and G. Casella (2008). The Bayesian lasso. *J. Amer. Statist. Assoc.* 103(482), 681–686.
- Schmidt, M., G. Fung, and R. Rosales (2007). Fast optimization methods for l1 regularization: A comparative study and two new approaches. In *European Conference on Machine Learning*, pp. 286–297. Springer.
- Styan, G. P. H. (1973). Hadamard products and multivariate statistical analysis. *Linear Algebra and Appl.* 6, 217–240.

- Tibshirani, R. (1996). Regression shrinkage and selection via the lasso. *J. Roy. Statist. Soc. Ser. B* 58(1), 267–288.
- Tibshirani, R., M. Saunders, S. Rosset, J. Zhu, and K. Knight (2005). Sparsity and smoothness via the fused lasso. *J. R. Stat. Soc. Ser. B Stat. Methodol.* 67(1), 91–108.
- Tibshirani, R. J. (2013). The lasso problem and uniqueness. *Electron. J. Stat.* 7, 1456–1490.
- Weisstein, E. W. (2016). Normal product distribution. From MathWorld—A Wolfram Web Resource. Visited on 10/25/16.
- Yuan, M. and Y. Lin (2006). Model selection and estimation in regression with grouped variables. *J. R. Stat. Soc. Ser. B Stat. Methodol.* 68(1), 49–67.
- Zhou, Z., K. Liu, and J. Fang (2015). Bayesian compressive sensing using normal product priors. *IEEE Signal Processing Letters* 22(5), 583–587.
- Zou, H. and R. Li (2008). One-step sparse estimates in nonconcave penalized likelihood models. *Ann. Statist.* 36(4), 1509–1533.