

# “Boring formal methods” or “Sherlock Holmes deduction methods”?

Maria Spichkova

RMIT University, Australia  
`maria.spichkova@rmit.edu.au`

**Abstract.** This paper provides an overview of common challenges in teaching of logic and formal methods to Computer Science and IT students. We discuss our experiences from the course *IN3050: Applied Logic in Engineering*, introduced as a “logic for everybody” elective course at TU Munich, Germany, to engage pupils studying Computer Science, IT and engineering subjects on Bachelor and Master levels. Our goal was to overcome the bias that logic and formal methods are not only very complicated but also very boring to study and to apply. In this paper, we present the core structure of the course, provide examples of exercises and evaluate the course based on the students’ surveys.<sup>1</sup>

## 1 Introduction

Logic not only helps to solve complicated and safety-critical problems, but also disciplines the mind and helps to develop abstract thinking, which is very important for any area of Computer Science and Engineering. Problems in teaching and learning the basic principles of logic lead to the lack of analytical skills and abstract thinking as well as to the problems in understanding of Formal Methods (FMs). The disputes on teaching logic and FMs have been going on for a long time, but most lecturers teaching these subjects agree that they face many challenges specific to these subjects. Students are strongly focused on the direct relevance of what they study to their daily practice, and are not interested to study more fundamental subjects, especially logic [29,32]. The main obstacle in this case is that the students cannot match logic and FMs (in contrary to Games Development, Programming, Testing, etc.) to real world problems. As curricula becomes more practice-oriented, the mathematical background of the students becomes weaker which provides an additional obstacle in understanding of logic and FMs, cf. [2,5,34]. Also, many students have negative perceptions and even fear of courses that require dealing with complex mathematical notations. This is strongly related to the phenomenon of *mathematical anxiety* [31,22]. The term *mathematical anxiety* was introduced in 1972 by Richardson and Suinn as “feelings of tension and anxiety that interfere with the manipulation of numbers and the solving of mathematical problems in a wide variety of ordinary life

---

<sup>1</sup> Preprint. Accepted to the Software Technologies: Applications and Foundations (STAF 2016). Final version published by Springer International Publishing AG.

and academic situations,” [18]. As stressed by Wang et al., mathematical anxiety has attracted recent attention because of its damaging psychological effects and potential associations with mathematical problem solving and achievement. From our point of view, this term could be extended to *mathematical and logical anxiety* (or even to *formal methods anxiety*), to cover a similar phenomenon on learning logic and FMs.

The term “formal” is for many people just some kind of synonym for “unreadable”, however, even small syntactical changes of a formal method can make it more understandable and usable for an average engineer. In the course *IN3050: Applied Logic in Engineering* we aimed to apply the core principles of our research work on *Human Factors of Formal Methods* [24,25], applying the engineering psychology achievements to the design of FMs. However, improving the usability aspects we cannot overcome the preconceived notions about FMs completely. To achieve the goal, we should start not only by presenting theoretical aspects but also focusing on real applications, industrial and non-industrial ones, referring to the programming languages where the formal side is almost covered, or to famous fiction books and movies, e.g., to the famous crime stories by A.C. Doyle. We applied these ideas within the course *IN3050: Applied Logic in Engineering* for Bachelor and Master students, and the students’ feedback on this matter was very positive. There also is a great diversity in the students’ background and cognitive skills due to the globalisation of higher education, which requires constant adaptation, cf. [12,7]. One possible solution to overcome this problem is to provide courses that require very basic or even no background knowledge in the corresponding areas, having as result a “course for everybody”, and providing students with deeper background additional non-compulsory tasks.

*Contributions:* Our goal was to overcome these problems and to teach the course *IN3050: Applied Logic in Engineering* without expecting any previous knowledge on logics and abstract thinking (in contrary to the many courses on logic and FMs). We introduced this lecture course as a “logic for everybody”, to engage pupils studying Computer Science (CS), IT and engineering subjects, to overcome the bias that logic and formal methods are not only very complicated but also “very boring to study and to apply”. As per evaluation report [1], the majority of the students agreed that the course was helpful to their understanding of application of logic and FMs in Engineering. We believe that this course would be especially beneficial for CS students, as well as for the IT students who aim to work as Software Requirements Engineers and Software Testers. A general introduction to this course was presented in a technical report [26]. In this paper we are going to focus on generalisation and analysis of the proposed solutions to improve students’ learning experience.

*Outline:* The rest of the paper is organised as follows. Section 2 presents a short overview of the related work on teaching logic and FMs. Section 3 introduces the core structure of the course *IN3050: Applied Logic in Engineering*, where Section 4 presents a number of examples we used at the lectures and tu-

torials. Section 5 concludes the paper evaluating the course based on the results from the students’ surveys.

## 2 Related Work

A symposium to explore and discuss the challenges and successful solutions in teaching of FMs was organised in 2004. After 12 years, the lecturers face very similar problems while teaching logic and FMs: mathematical and logical anxiety as well as understandability and readability of FMs. However, over the last few years there have been number of interesting and promising approaches that we would like to discuss here. In our previous work [28], we discussed the common issues in teaching of FMs and logic, as well as reviewed various approaches for teaching FMs for Software Engineering that have been proposed, and discuss how they address the above mentioned challenges. The focus of our analysis here is on the *collaborative* and *communication* aspects of software development using formal methods and logical modelling.

A novel way to attract students while teaching FMs was presented in [6]. Within the engagement project *cs4fn*, Computer Science for Fun, the authors taught logic and computing concepts using magic tricks, which inspired students to work with logical tasks. Our approach was less revolutionary: we based the course on both practical examples and entertainment examples, such as formal modelling of logical puzzles and the Sherlock Holmes deductions from the modern BBC TV series “Sherlock”.

Noble et al. [17] presented a course on *Introduction to Software Modelling*, where Alloy programming language was taught along with introduces the principles and practices of Software Engineering, beginning with domain analysis, specification of classes and use cases, writing invariants, etc. An interesting point about this douse is that the Alloy tool itself and the Alloy language were not introduced until the final two blocks of the course, to allow focusing on software modelling, rather than on the technical tools.

Wang and Yilmaz suggested to group the study programs in three main categories, based on the way logic and FMs are integrated into software engineering curriculum, cf. [30]: programs avoiding FMs, programs having a specific course with emphasis on formal verification of source code, and programs redesigned to have FMs integrated throughout the curriculum. This grouping does not cover another category, which we see as a very promising for integrating logic FMs into software engineering curriculum: to introduce a specific course that

- (1) covers basics of logic and FMs, without requiring a deep knowledge in mathematics, and
- (2) uses visualisation and gamification/puzzle strategies to make the material more understandable and less boring for the students.

Examples of this kind of courses might be

- the *Logic and FM* course designed for Information Systems students [35],
- a series of courses specifically adapted to the needs of university of applied sciences, described in [29],

- Courses *Computational Thinking* at the Singapore Management University and *Computational Thinking and Design* at the University of Maryland, organised in the spirit of “computational thinking for everybody” envisioned by Wing [33].

The course *IN3050: Applied Logic in Engineering*, which we introduced as a “logic for everybody” course, can be seen as another example of this kind of courses.

### 3 Course: Applied logic in Engineering

The course *IN3050: Applied logic in Engineering* (ALE) was introduced at TU Munich, Germany, in Winter Semester 2012/2013 as a face-to-face course on Bachelor and Master levels.<sup>2</sup> The course was designed as an elective without any enforced prerequisites. It contributed 6 credit points to the student curriculum, which corresponds to 4 teacher-directed hours.

In the case of ALE, the teacher-directed hours were divided into weekly lectures (2h a semester week) and weekly tutorials (2h a semester week). The course attracted 20 students from the following study programs:

- Computer Science (German, “Informatik”),
- Business Informatics (German, “Wirtschaftsinformatik”),
- Mechanical Engineering (German, “Maschinenwesen”).

Introductory courses on Modelling in/for Software Engineering are usually taught in the first or second semester of the first year year of study. In contrast to this kind of courses, we

- focused not on principles and practices of Software Engineering, but on logical concepts, representation and analysis of information and problems;
- provided the course without any restriction on the year of study, and as result most of the students enrolled into this course were either at the beginning of their study (1-3 semester) or at their final semesters (7th semester or later).

The exam for this course was organised as an *open book* exam, as our goal was to examine whether the students understand and are able to apply the core principles of logic methods, rather than check they memory.

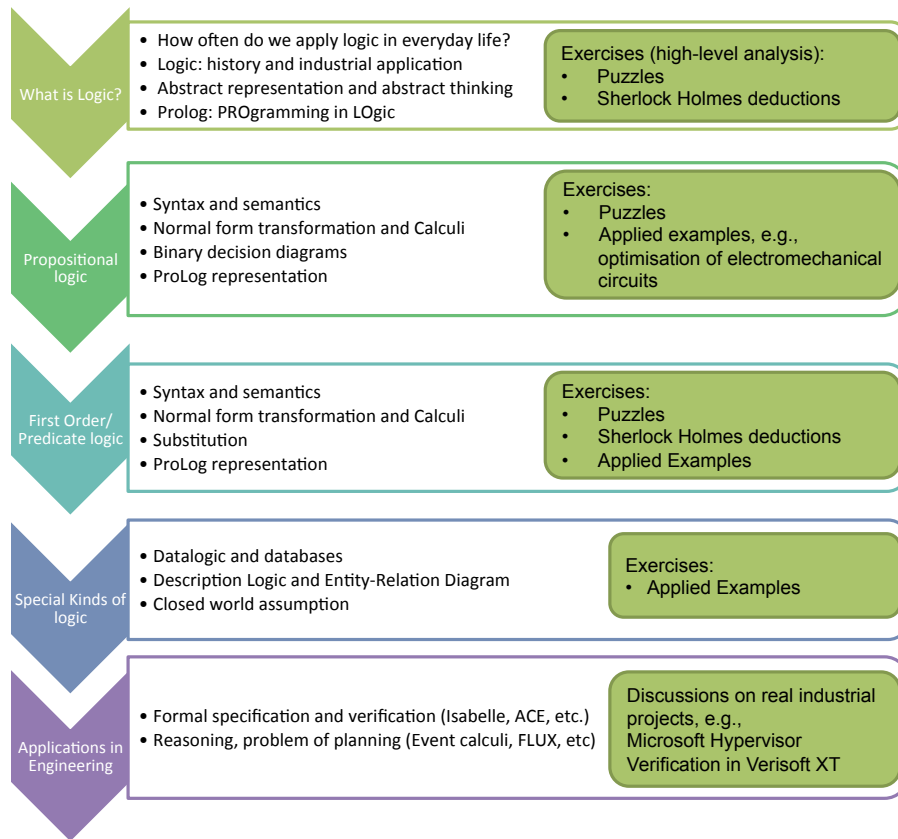
The *learning outcomes* of this course are that on completion of this course students

- (1) will be able to state the basic principles of logic applied in Engineering, and
- (2) will experience practical applications of these principles.

The general structure of the course is presented on Figure 1. ALE is partially based on the book of Schöning [20], which introduces the notions and methods of formal logic from a computer science standpoint, as well as on the book of Russell and Norvig [19]. We also recommended our students to read the textbook

<sup>2</sup> <http://www4.in.tum.de/lehre/vorlesungen/Logic/WS1213/index.shtml>

of Harrison [11], which focuses on practical application of logic and automated reasoning [11], as well as a number of other books on logic and (semi-)automated theorem proving [14,10,4].



**Fig. 1.** Structure of the course *Applied logic in Engineering*

To explain the core ideas of Propositional Logic, First Order Logic (FOL) as well as of the special kinds of logics (such as Datalogic, Description logic, etc.), we provided illustrative examples and exercises that were based both

- on application of the logics in Engineering, coming from real industrial problems,
- on puzzles and analysis of situations from famous fiction books and movies, e.g., detective stories like the famous Sherlock Holmes crime stories written by A.C. Doyle.

The second kind of examples and exercises was required to provide more entertainment background for the course and to illustrate that logic is not necessary a very dry subject.

Thus, the course introduces not only the basic principles of Propositional and First Order logic, but also presents the applied nature of logic and FMs, such as

- Reasoning and Planning problems;
- Formal Specifications/ models for precise description of systems and requirements and analysis of systems;
- Verification: Proving that a system fulfils its requirements, and that a new version of a system is a refinement of the previous version;
- Theorem proving/Model checking allowing (semi-)automated proofs;
- Design/optimization of digital circuits: Claude Shannon has shown that propositional logic can be used to describe and optimize electromechanical circuits, [21];
- Formalisation of queries in databases.

We also analysed application of FMs in a number of recent research projects, as well as discussed our experience from large scale industrial projects involving FMs, focusing not only on the efficiency features but also on usability aspects and corresponding feedback from industrial partners [27,23,16,15,9,13,3,8].

## 4 Examples and exercises provided within the course

In this section we discuss examples and exercises introduced within the course.

**Example: Propositional Logic.** This example we used to explain visually how to solve a suggested by Einstein logical puzzle, also in Propositional Logic. Figure 2 presents the task of the puzzle and the initial set up for the suggested visual framework, where the five blocks represent the houses. In the second step, presented on Figure 3, we apply all the facts highlight them with light blue, and visualise the corresponding information. In the next step we generate additional rules based on the facts we already know and solve the puzzle, as shown on Figure 4.

**Exercise: Applied Propositional Logic.** *Formalise the following sentences  $S_1$  and  $S_2$  as formulas and then show that they are equivalent:*

- The Briton lives in the red house.
- The Swede keeps dogs as pets.
- The Dane drinks tea.
- Looking from in front, the green house is just to the left of the white house.
- The green house's owner drinks coffee.
- The person who smokes Pall Malls raises birds.
- The owner of the yellow house smokes Dunhill.
- The man living in the center house drinks milk.
- The Norwegian lives in the leftmost house.
- The man who smokes Blends lives next to the one who keeps cats.
- The man who keeps a horse lives next to the man who smokes Dunhill.
- The owner who smokes Bluemasters also drinks beer.
- The German smokes Prince.
- The Norwegian lives next to the blue house.
- The man who smokes Blends has a neighbor who drinks water.

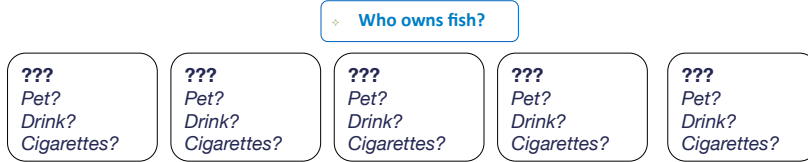


Fig. 2. Solving the Einstein puzzle: Step 1

- The Briton lives in the red house.
- The Swede keeps dogs as pets.
- The Dane drinks tea.
- Looking from in front, the green house is just to the left of the white house.
- The green house's owner drinks coffee.
- The person who smokes Pall Malls raises birds.
- The owner of the yellow house smokes Dunhill.
- The man living in the center house drinks milk.
- The Norwegian lives in the leftmost house.
- The man who smokes Blends lives next to the one who keeps cats.
- The man who keeps a horse lives next to the man who smokes Dunhill.
- The owner who smokes Bluemasters also drinks beer.
- The German smokes Prince.
- The Norwegian lives next to the blue house.
- The man who smokes Blends has a neighbor who drinks water.

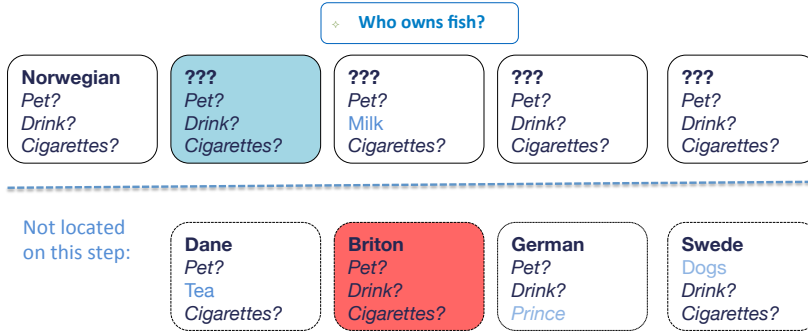


Fig. 3. Solving the Einstein puzzle: Step 2

- $S_1$ : If the communication fails or the battery power gets low, while the system is in sending mode, then the system goes into safety mode.
- $S_2$ : If the communication fails, then the system must go into safety mode provided that it is in sending mode; and if it is in sending mode, it goes into safety mode, if the battery power gets low.

To solve this task it is enough to apply Propositional Logic. We define the following four propositions to show that the above sentences are equivalent

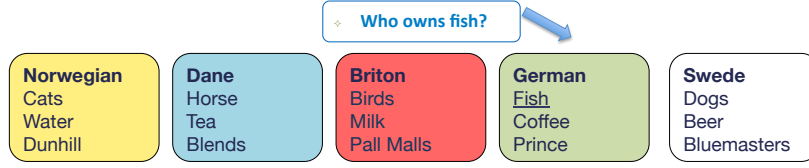


Fig. 4. Solving the Einstein puzzle: Step 3

$A$  = “communication fails”

$B$  = “battery power gets low”

$C$  = “system is in sending mode”

$D$  = “system gets into safety mode”

Then we will have

$$S_1 : (A \vee B) \wedge C \longrightarrow D$$

$$S_2 : (A \longrightarrow (C \longrightarrow D)) \wedge (C \longrightarrow (B \longrightarrow D))$$

First step: simplify  $S_1$ :

$$(A \vee B) \wedge C \longrightarrow D \equiv$$

$$\neg((A \vee B) \wedge C) \vee D \equiv$$

$$\neg(A \vee B) \vee \neg C \vee D \equiv$$

$$(\neg A \wedge \neg B) \vee \neg C \vee D$$

Second step: simplify  $S_1$ :

$$(A \longrightarrow (C \longrightarrow D)) \wedge (C \longrightarrow (B \longrightarrow D)) \equiv$$

$$(\neg A \vee \neg C \vee D) \wedge (\neg C \vee \neg B \vee D) \equiv$$

$$\neg A \wedge (\neg C \vee \neg B \vee D) \vee \neg C \wedge (\neg C \vee \neg B \vee D) \vee D \wedge (\neg C \vee \neg B \vee D) \equiv$$

$$(\neg A \wedge \neg C) \vee (\neg A \wedge \neg B) \vee (\neg A \wedge D) \vee (\neg C) \vee (\neg C \wedge \neg B) \vee (\neg C \wedge D) \vee (D \wedge \neg C) \vee (D \wedge \neg B) \vee (D) \equiv$$

$$(\neg A \wedge \neg C) \vee (\neg A \wedge \neg B) \vee (\neg A \wedge D) \vee (\neg C) \vee (\neg C \wedge \neg B) \vee (\neg C \wedge D) \vee (D \wedge \neg C) \vee (D \wedge \neg B) \vee (D) \equiv$$

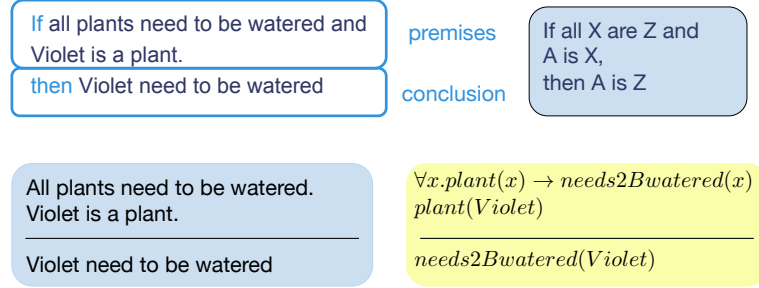
$$(\neg A \wedge \neg B) \vee \neg C \vee D$$

This proves semantical equivalence of the formulas.

□

**Example: First Order Logic.** Figure 5 provides an example we used to explain the idea of formal notation for syllogisms.





**Fig. 5.** Visual explanation of formal notation: Introduction to the Syllogisms

**Exercise: Applied First Order Logic.** Formalize the following sentences as formulas and then show that they are equivalent:

- (1) The following property holds not for all time intervals: If the system gets a signal from its sensors that there is no communication at a time interval  $t$ , and that the battery power gets low at a time interval  $t$ , and exists an information package that have to be send, then at a time interval  $t$  there is an information package in the temporal buffer.
- (2) At some time interval  $t$  the following holds for all information packages: there is an information package that have to be send, but there is no information package in the temporal buffer, and the system gets a signal from its sensors that there is no communication or that the battery power gets low.

One possible solution:

Formalisation of the sentences would be

- (1)  $\neg \forall t. ((C(t) \vee B(t)) \wedge S(t) \rightarrow T(t))$  and
- (2)  $\exists t. (S(t) \wedge \neg T(t) \wedge (C(t) \vee B(t)))$ .

Proof that both formulas are equal:

$$\begin{aligned}
 & \neg \forall t. ((C(t) \vee B(t)) \wedge S(t) \rightarrow T(t)) \\
 & \equiv \exists t. \neg ((C(t) \vee B(t)) \wedge S(t) \rightarrow T(t)) \\
 & \equiv \exists t. \neg (\neg ((C(t) \vee B(t)) \wedge S(t)) \vee T(t)) \\
 & \equiv \exists t. (((C(t) \vee B(t)) \wedge S(t)) \wedge \neg T(t)) \\
 & \equiv \exists t. (S(t) \wedge \neg T(t) \wedge (C(t) \vee B(t)))
 \end{aligned}$$

Another possible solution:

Formalization of (1):  $\neg \forall t. \exists p. ((C(t) \vee B(t)) \wedge S(p, t) \rightarrow T(p, t))$

Formalization of (2):  $\exists t. \forall p. (S(p, t) \wedge \neg T(p, t) \wedge (C(t) \vee B(t)))$

Proof that both formulas are equal:

$$\begin{aligned}
 & \exists t. \forall p. (S(p, t) \wedge \neg T(p, t) \wedge (C(t) \vee B(t))) \\
 & \equiv \neg \forall t. \neg (\forall p. (S(p, t) \wedge \neg T(p, t) \wedge (C(t) \vee B(t)))) \\
 & \equiv \neg \forall t. (\exists p. \neg (S(p, t) \wedge \neg T(p, t) \wedge (C(t) \vee B(t)))) \\
 & \equiv \neg \forall t. (\exists p. (\neg S(p, t) \vee T(p, t) \vee \neg (C(t) \vee B(t)))) \\
 & \equiv \neg \forall t. (\exists p. (\neg S(p, t) \vee \neg (C(t) \vee B(t)) \vee T(p, t)))
 \end{aligned}$$

$$\begin{aligned} &\equiv \neg \forall t. (\exists p. (\neg (S(p, t) \wedge (C(t) \vee B(t))) \vee T(p, t))) \\ &\equiv \neg \forall t. (\exists p. ((S(p, t) \wedge (C(t) \vee B(t))) \rightarrow T(p, t))) \end{aligned}$$

□

## 5 Evaluation and Conclusions

This paper presents an overview of common challenges in teaching of formal methods and suggested solutions to them, based on our experiences from the course *Applied Logic in Engineering* taught at TU Munich, Germany.

The course was introduced as an elective course on Bachelor and Master levels and attracted 20 students. As per course evaluation [1], the majority of the students agreed that the provided examples were very helpful, and the learning amount and the amount of the material provided within the course were “exactly right” (German, “genau richtig”). For example, we received the following comments from our students:

*“Structured logically and builds up stuff part by part; nice additions as Sherlock video”;*

*“The topic presented are interesting and indeed “applied”, unlike other logical courses that are more theoretic”;*

*“I liked the small size of the course and I got a deeper understanding of logic”.*

To the question what did you most liked in the course, the students replied

*“Sherlock, Examples during lecture”.*

The students’ feedback highlighted that the examples (for which we used visual representation to reduce the cognitive load of students and to introduce the corresponding ideas more understandable) as well as using puzzles and situations from famous fiction books and movies, not only helps to understand the application of logic and FMs to real world problems, but also makes the learning experience more interesting and helps to overcome the prejudice that the FMs are *boring per default*. Another point that we took out from the evaluation report is that it would be beneficial for this kind of courses to have a relatively small size of class, which allows teachers to approach each student individually.

## References

1. Auswertung zur Veranstaltung Applied Logic in Engineering. TU Munich, 2013.
2. D. Bjørner and K. Havelund. 40 years of formal methods. In *FM 2014: Formal Methods*, pages 42–61. Springer, 2014.
3. J. Botaschanjan, M. Broy, A. Gruler, A. Harhurin, S. Knapp, L. Kof, W. Paul, and M. Spichkova. On the correctness of upper layers of automotive systems. *Formal aspects of computing*, 20(6):637–662, 2008.
4. H. K. Büning and T. Lettmann. *Aussagenlogik: Deduktion und Algorithmen*. Teubner, 1994.
5. D. Crocker. Teaching formal methods with perfect developer. *Teaching Formal Methods: Practice and Experience, Electronic Workshops in Computing*, 2006.

6. P. Curzon and P. W. McOwan. Teaching formal methods using magic tricks. In *Fun with Formal Methods: Workshop at the 25th International Conference on Computer Aided Verification*, 2013.
7. V. Feast and T. Bretag. Responding to crises in transnational education: new challenges for higher education. *Higher Education Research & Development*, 24(1):63–78, 2005.
8. M. Feilkas, A. Fleischmann, F. Hölzl, C. Pfaller, S. Rittmann, K. Scheidemann, M. Spichkova, and D. Trachtenherz. A Top-Down Methodology for the Development of Automotive Software. Technical Report TUM-I0902, TU München, 2009.
9. M. Feilkas, F. Hölzl, C. Pfaller, S. Rittmann, B. Schätz, W. Schwitzer, W. Sitou, M. Spichkova, and D. Trachtenherz. A Refined Top-Down Methodology for the Development of Automotive Software Systems - The KeylessEntry-System Case Study. Technical Report TUM-I1103, TU München, 2011.
10. M. Fitting. *First-Order Logic and Automated Theorem Proving*. Springer, 1996.
11. J. Harrison. *Handbook of Practical Logic and Automated Reasoning*. Cambridge University Press, 2009.
12. L. Hoare. Swimming in the deep end: transnational teaching as culture learning? *Higher Education Research & Development*, 32(4):561–574, 2013.
13. F. Hölzl, M. Spichkova, and D. Trachtenherz. AutoFocus Tool Chain. Technical Report TUM-I1021, TU München, 2010.
14. M. Huth and M. Ryan. *Logic in Computer Science*. Cambridge University Press, 2004.
15. C. Kühnel and M. Spichkova. FlexRay und FTCom: Formale Spezifikation in FOCUS. Technical Report TUM-I0601, TU München, 2006.
16. C. Kühnel and M. Spichkova. Upcoming Automotive Standards for Fault-Tolerant Communication: FlexRay and OSEKtime FTCom. In *Proceedings of EFTS 2006 International Workshop on Engineering of Fault Tolerant Systems*, 2006.
17. J. Noble, D. J. Pearce, and L. Groves. Introducing alloy in a software modelling course. In *ETAPS 2008 Workshop on Formal Methods in Computer Science Education (FORMED)*, 2008.
18. F. C. Richardson and R. M. Suinn. The mathematics anxiety rating scale: psychometric data. *Journal of counseling Psychology*, 19(6):551, 1972.
19. S. Russell and P. Norvig. *Artificial Intelligence: A Modern Approach*. Prentice Hall, 2009.
20. U. Schöning. *Logic for Computer Scientists*. Modern Birkhäuser Classics, 1989.
21. C. E. Shannon. A symbolic analysis of relay and switching circuits. Master’s thesis, 1937.
22. B. F. Sherman and D. P. Wither. Mathematics anxiety and mathematics achievement. *Mathematics Education Research Journal*, 15(2):138–150, 2003.
23. M. Spichkova. FlexRay: Verification of the FOCUS Specification in Isabelle/HOL. A Case Study. Technical Report TUM-I0602, TU München, 2006.
24. M. Spichkova. Human Factors of Formal Methods. In *In IADIS Interfaces and Human Computer Interaction 2012 (IHCI 2012)*, 2012.
25. M. Spichkova. Design of formal languages and interfaces: “formal” does not mean “unreadable”. In *Emerging Research and Trends in Interactivity and the Human-Computer Interface*. IGI Global, 2013.
26. M. Spichkova. Applied logic in engineering. *CoRR*, abs/1602.05170, 2016.
27. M. Spichkova, F. Hölzl, and D. Trachtenherz. Verified system development with the autofocus tool chain. *2nd Workshop on Formal Methods in the Development of Software (WS-FMDS 2012)*, 86:17–24, 2012.

28. M. Spichkova and A. Zamansky. Teaching formal methods for software engineering. In *11th International Conference on Evaluation of Novel Approaches to Software Engineering (ENASE)*, 2016.
29. P. Tavalato and F. Vogt. Integrating formal methods into computer science curricula at a university of applied sciences. In *TLA+ Workshop at the 18th International Symposium on Formal Methods*, 2012.
30. S. Wang and L. Yilmaz. A strategy and tool support to motivate the study of formal methods in undergraduate software design and modeling courses. *International Journal Of Engineering Education*, 22(2), 2006.
31. Z. Wang, S. A. Hart, Y. Kavas, S. Lukowski, B. Soden, L. A. Thompson, R. Plomin, G. McLoughlin, C. W. Bartlett, I. M. Lyons, and S. A. Petrill. Who is afraid of math? Two sources of genetic variance for mathematical anxiety. *Journal of Child Psychology and Psychiatry*, 55(9):1056–1064, 2014.
32. J. M. Wing. Weaving formal methods into the undergraduate curriculum. In *Proc. of Algebraic Methodology and Software Technology*, pages 2–7, 2000.
33. J. M. Wing. Computational thinking. *Commun. of the ACM*, 49(3):33–35, 2006.
34. A. Zamansky and E. Farchi. Exploring the role of logic and formal methods in information systems education. In *Proceedings of the 2nd Human-Oriented Formal Methods workshop (HOFM)*, 2015.
35. A. Zamansky and E. Farchi. Teaching logic to information systems students: challenges and opportunities. In *Proceedings of the 4th International Conference on Tools for Teaching Logic (TTL)*, 2015.