

One-dimensional irreversible aggregation with TASEP dynamics

N. Zh. Bunzarova ^{†1†2} and N. C. Pesheva ^{†2}

^{†1} *Bogoliubov Laboratory of Theoretical Physics,*

Joint Institute for Nuclear Research, 141980 Dubna, Russia and

^{†2} *Institute of Mechanics, Bulgarian Academy of Sciences, 1113 Sofia, Bulgaria**

To investigate the transition from a many particle state to a completely aggregated stationary phase in one dimension, we define and study a model of irreversible aggregation of particles obeying a modified discrete-time dynamics of the Totally Asymmetric Simple Exclusion Process (TASEP) on an open chain. The model allows for clusters of particles to translate as whole entity one site to the right, provided that site is empty, with the same probability $p < 1$ as single particles do. This is achieved by using the backward-ordered update supplied with the condition that if the first particle of a cluster hops, all the remaining particles of the same cluster follow it deterministically. A particle and a cluster, as well as two clusters, irreversibly aggregate whenever they become nearest neighbors. The completely aggregated phase, consisting of a single cluster with the size of the chain, is produced by modifying the left boundary condition: a particle is injected at the first site of the chain with probability $\alpha > 0$ if the site was vacant at that moment of time, or with probability $\tilde{\alpha} = \alpha/p$, when $\alpha < p$, and $\tilde{\alpha} = 1$, when $\alpha \geq p$, if the first site was occupied but became vacant after its update at the same moment of time. Nonequilibrium stationary states take place when particles are ejected from the last site of the chain, when occupied, with probability $\beta > 0$. The phase diagram of the stationary phases in the plane $0 < \alpha, \beta \leq 1$ is obtained, the properties of the different phases and the nonequilibrium transitions between them are studied by extensive Monte Carlo simulations.

Keywords: nonequilibrium phenomena, one-dimensional aggregation, stationary phases, nonequilibrium phase transitions, Monte Carlo simulations

PACS numbers: 02.70.Uu, 05.60-k, 05.70.Fh, 05.70.Ln

I. INTRODUCTION

Irreversible aggregation of clusters of arbitrary size arises in many physical-chemical processes as aerosol physics, polymer growth, and even in astrophysics [1]. The ability to control aggregation of proteins could be an important tool in the arsenal of the drug development. However, in biochemistry of life this process may play a destructive role as well. For example, many neurodegenerative diseases, including Alzheimers disease, Parkinsons disease, prion diseases, to mention some, are characterized by intracellular aggregation and deposition of pathogenic proteins [2]. Moreover, the abnormal irreversible aggregation of ribosomes leads to irreparable damage of protein synthesis and results in neuronal death after focal brain ischemia [3].

Irreversible aggregation of two clusters, A_j and A_k , containing j and k particles, respectively, is usually described by the reaction



with a rate kernel $K(j, k)$ which, generally, depends on the size of both clusters. The physical process is modelled by the special choice of the kernel $K(j, k)$. In reaction Eq. (1) the fragmentation of clusters is neglected, i.e., the process is considered as irreversible aggregation. The theoretical studies of this widely spread in nature phenomenon rapidly grew after the formulation of the corresponding set of ordinary (in time) differential equations in the seminal paper by Smoluchowski [4]. In the case of continuous cluster-size variable the kinetics of irreversible aggregation can be described by the integro-differential Smoluchowski equation [5]. Most often, the particles and clusters are assumed to undergo a Brownian motion in the real three-dimensional space, or in models with a reduced space dimensionality $D = 2$ or 1 . Then, the collision rate between two clusters is given by $K(j, k)c_j c_k$, where c_j is the concentration of clusters A_j . Several cases, corresponding to a special form of the kernel were exactly solved, see the review [6] and references therein. For different classes of kernels, Smoluchowski's coagulation equations were used for the description of the kinetics of gelation, e.g., in [7, 8]. Criteria for the occurrence of gelation were derived and critical exponents in the pre- and post-gelation phase were obtained. In general, the Smoluchowski

*Electronic address: nadezhda@imbm.bas.bg

equation was studied for a large class of symmetric and homogeneous with respect to its arguments kernels $K(j, k)$.

Most of the works in the recent decades on the aggregation process were focused on the existence of scaling laws in the long-time limit of the cluster-size probability distribution, see [6]. It was established that at large times the typical cluster size $s(t)$ increases algebraically with time t as $s(t) \propto t^z$, and the time-dependent probability distribution $P(j, t)$ of the cluster size j obtains the scaling form

$$P(j, t) = W s(t)^{-2} \Phi(j/s(t)), \quad (2)$$

where W is a constant factor, and the scaling function Φ satisfies a certain integral equation.

Besides the rate equations approach, developed by Smoluchowsky, there appeared statistical studies, based on combinatoric calculations of the aggregate size distribution. As shown by Flory, very large aggregates can appear suddenly at a certain critical extent of the 3D polymerization reaction [9]. Stockmayer extended Flory's results to branched-chain polymers and argued that the transition from liquid to gel is analogous to the condensation of a saturated vapor [10]. At the gel point $t = t_c$ the cluster size distribution was shown to have a power-law asymptotic behavior, $c_j(t_c) \simeq C j^{-\tau}$, $j \rightarrow \infty$, where $c_j(t)$ is the concentration of j -mers at time t . The classical Flory-Stockmayer theory predicted $\tau = 5/2$. More recently, critical kinetics near gelation was studied in [7, 11]. It was shown, that even starting from initial conditions with monomers only, an infinite cluster appears at arbitrarily small times - the phenomenon was called an 'instantaneous gelation' [11]. This phenomenon is known to arise in cases when the reaction rates increase rapidly with the cluster size. It was shown that the asymptotic behavior of the kernel $K(j, k)$ at large values of j and k is of crucial importance for the size, k , and time, t , asymptotic behavior of the cluster-size probability distribution. The mechanism of the appearance of a power-law tail in the cluster-size distribution at large cluster sizes was investigated in [11].

On the ground of experiments on aqueous dispersions of polystyrene models, the authors of [12] have concluded that the known by 2004 aggregation-fragmentation models were unable to reproduce the experimental observations. They argued that real aggregates, depending on their shape, may experience anisotropic diffusion, in contrast to monomers. In addition, effects of weak bonds and cluster breakup should be taken into account. Two extended models, one with multiple particle contacts, and the other with an exponentially

relaxing sticking probability, were found to better agree with the experimental data.

On the one hand, the one-dimensional cluster kinetics is free from most of the above mentioned complications - all the clusters have the same shape and their sticking probability should be size-independent. On the other hand, the rate equation approach neglects spatial fluctuations in the particle (cluster) concentration, which are expected to be essential in 1D aggregation processes. As shown by Dongen, the Smoluchowski's coagulation equations lead to incorrect predictions at large times for space dimensions $d \leq d_c$, where the upper critical dimension d_c turned out to be model dependent [13]. For example, if one considers only the number of clusters, i.e., in the case of the reaction $A + A \rightarrow A$, then $d_c = 2$. Kang and Redner have shown that the same upper critical dimensions holds for size-independent rate kernel $K(j, k) = 1$ and diffusion constant D [14]. On the basis of this result and computer simulations, some authors have incorrectly concluded that $d_c = 2$ holds generally in irreversible aggregation, see, e.g., [15].

An exact solution for a diffusion limited polymerization process in 1D was obtained by Spouge [16]. The initial state was assumed to contain monomers only, the initial distances between consecutive monomers being independently and identically distributed. Then, monomers start to diffuse identically and independently in 1D, and aggregate when they meet in pairwise collision (this process is called "Ppoly"). Diffusion on the integer lattice with a drift $d \neq 0$ was also considered and the same solution was found as in the driftless case, but with a diffusion constant $2D + d$ instead of $2D$. The expected concentration of k -mers at large times t , was shown to decay as $c_k(t) \propto t^{-3/2}$. A diffusion-limited single-species irreversible aggregation process $A + A \rightarrow A$ in 1D, with random particle input in the bulk, was suggested and exactly solved for the steady state in [17]. The results show that no autonomous first-order rate equation can describe the macroscopic behavior of the system. Another, exactly solved in one dimension aggregation model, where particles are growing by heterogeneous condensation, i.e., when aggregation takes place only on existing particles involved in Brownian motion, without forming new nuclei, and particles merge upon collision, was proposed in [18]. The kinetics involved in this model violates the conservation of mass law. The analytical solution of the model was obtained by using a generalized Smoluchowski equation, including the velocity with which particles grow by condensation. As a result of the additional growth by condensation, the sizes of the colliding particles are increased by a fraction α of their respective sizes, and the following law for algebraic growth of the mean

cluster size in the long-time limit was found to read, $s(t) \propto t^{1+2\alpha}$, instead of the linear growth $s(t) \propto t$ in the absence of condensation.

A statistical thermodynamics of clustered populations (M particles distributed into N clusters) was presented by Mitsoukas [19]. The emergence of a giant component (gel phase) was treated as a formal phase transition and a thermodynamic criterion for its appearance was formulated in a way analogous to the case of systems in equilibrium.

Here we propose and study a new one-dimensional model of irreversible aggregation, based on the stochastic kinetics of the totally asymmetric simple exclusion process (TASEP) with a modified backward-ordered update in discrete time so that clusters shift as a whole one site to the right (if the site is empty) with the same probability as single particles do. A particle and a cluster, as well as two clusters, irreversibly aggregate whenever they become nearest neighbors. A completely aggregated phase, consisting of a single cluster with the size of the chain, is produced by modifying the left boundary condition: a particle is injected at the first site of the chain with probability $\alpha < 1$ if the site was vacant at that moment of time, or with probability $\tilde{\alpha} = \alpha/p$, when $\alpha < p$, and $\tilde{\alpha} = 1$, when $\alpha \geq p$, if the first site was occupied but became vacant after its update at the same moment of time. We show that nonequilibrium stationary states take place when particles are ejected from the last site of the chain, when occupied, with probability $\beta > 0$. However, the above mentioned modifications destroy the exact solvability of the TASEP with backward-ordered update on open chains. That is why, our main aim here is to investigate the stationary phases of the model and the properties of the nonequilibrium transitions between them by means of extensive Monte Carlo simulations.

It is in place here to mention that the asymmetric simple exclusion process (ASEP) is one of the simplest exactly solved models of driven many-particle systems with particle conserving bulk stochastic dynamics, see the reviews [20, 21]. In the extremely asymmetric case, when particles are allowed to move in one direction only, it reduces to the TASEP. For description of the model in the context of interacting Markov processes we refer to [22]. Presently, ASEP and TASEP are paradigmatic models for understanding a variety of nonequilibrium phenomena. Devised to model kinetics of protein synthesis [23], TASEP and its numerous extensions have found many applications to vehicular traffic flow [24–26], biological transport [27–32], one-dimensional surface growth [33, 34], forced motion of colloids in narrow channels [35, 36], spintronics [37], current through chains of quantum

dots [38], etc. Notably, traffic-like collective motion is found also at different levels of all biological systems. In particular, it was noted that when molecular motors, like kinesin and dynein, encounter a traffic jam in their intracellular transport, the result is a disease of the living being [27, 28].

The first exact solution of the original continuous-time TASEP was based on a recurrence relation, obtained at special values of the model parameters in [39], and then was generalized to the whole parameter space by Schütz and Domany [40]. An effective way to exploit the recursive properties of the steady states of various one-dimensional processes offered the matrix-product ansatz (MPA). A matrix-product representation of the steady-state probability distribution for TASEP was found by Derrida, Evans, Hakim, and Pasquier [41]. Their formalism involves two square matrices, generically infinite-dimensional, which satisfy a quadratic algebra known as the DEHP algebra. Krebs and Sandow [42] proved that the stationary state of any one-dimensional system with random-sequential dynamics involving nearest-neighbor hopping and single-site boundary terms can always be written in a matrix-product form. The MPA marked a breakthrough in the solution of TASEP in discrete time under periodic as well as open boundary conditions. The general case of ASEP with stochastic sublattice-parallel dynamics was solved in [43]. Next, the TASEP with ordered-sequential update was solved by mapping the corresponding algebra onto the DEHP algebra [44, 45]. Finally, the case of parallel update was solved by using two new versions of the matrix-product ansatz, see [46] and [47]. In general, the MPA has become a powerful method for studying stationary states of different one-dimensional Markov processes out of equilibrium [48].

It should be noted that the properties of the TASEP depend strongly on the choice of the boundary conditions, similarly to the case of systems with long-range interactions. The open system exhibits (in the thermodynamic limit) three stationary phases in the plane of particle input-output rates, with continuous or discontinuous in the bulk density transitions between them. We emphasize that in our study the fragmentation processes, which in real-life phenomena become increasingly important as clusters grow large, are completely ignored. These fragmentation processes, when taken into account, can lead to the establishment of a stationary state in the system, see, e.g., [15]. Instead, we consider finite open chains, where stationary phases are attained due to the balance between injection and ejection of particles.

The paper is organized in six sections. In Sec. II we formulate the model, Sec. III presents

the phase diagram in the plane of particle injection-ejection probabilities. The different stationary nonequilibrium phases are distinguished on the basis of numerically evaluated local density profiles, particle currents and cluster-size probability distributions. In Sec. IV we study the nonequilibrium transitions between the stationary phases: we observe an unusual discontinuous one, a conventional first-order, and a continuous transition. Different finite-size effects are evaluated and illustrated in Sec. V. Finally, a summary of the results and some perspectives for further extension of the model are given in Sec. VI.

II. THE MODEL

We consider TASEP on an open chain of L sites, labeled from left to the right by the index $i = 1, 2, \dots, L$. Each site of the lattice can be empty or occupied by just one particle.

The stochastic dynamics of the model corresponds to the TASEP discrete-time backward-ordered update with one modification which allows for clusters of nearest-neighboring particles to hop as a whole entity to a vacant site on the right with the same probability $p < 1$ as single particles do. It is defined as follows. During each moment of time t , an update of the configuration of the whole chain takes place in $L + 1$ consecutive steps. First, the last site L is updated: if it is occupied by a particle, the particle is ejected from the system with probability β , and remains in place with probability $1 - \beta$. Next, successive updates of all the pairs of nearest-neighbor sites take place in the backward order $(L - 1, L), \dots, (i, i + 1), \dots, (1, 2), (L, 1)$. The probability of a hop along the bond $(i, i + 1)$ depends on whether a particle has jumped from site $i + 1$ to site $i + 2$ in the previous step, when the bond $(i + 1, i + 2)$ was updated during the same moment of time, or not.

(1) In the case when the site $i + 1$ has not changed its occupation number, the probabilities are the standard ones: if site $i + 1$ remains empty, then the jump of a particle from site i to site $i + 1$ takes place with probability p , and the particle stays immobile with probability $1 - p$; if site $i + 1$ remains occupied, no jump takes place and the configuration of the bond $(i, i + 1)$ is conserved.

(2) If in the previous step of the same update a particle has jumped from site $i + 1$ to site $i + 2$, thus leaving $i + 1$ empty, then the jump of a particle from site i to site $i + 1$ in the next step takes place deterministically (with probability 1). Thus, no particle can chip off an existing cluster during its translation.

Finally, the first site is updated by applying a modified left boundary condition: a particle is injected at the first site of the chain with probability $\alpha > 0$, if the site was vacant at that moment of time, or with probability $\tilde{\alpha} = \alpha/p$, when $\alpha < p$, and $\tilde{\alpha} = 1$, when $\alpha \geq p$, if the site was initially occupied but became vacant after its update at the same moment of time.

Thus: (i) If the first (rightmost) particle of a cluster moves, all the remaining particles follow it deterministically and, as a result, the position of the whole cluster is shifted one site to the right; (ii) When $\alpha \geq p$, the stationary state of the system represents a completely aggregated phase, consisting of a single cluster with the size of the chain. In this case the current of particles J equals the ejection probability β .

III. PHASE DIAGRAM

Our extensive Monte Carlo simulations of the model of particles obeying the above generalized TASEP dynamics point out to a phase diagram in the (α, β) plane containing three phases: a many-particle (MP) one, consisting of two subregions MP I and MP II, a completely filled (CF) with particles phase, and a mixed MP+CF phase, see Fig. 1. First, we discuss the features of the local density profiles which happen to depend essentially on the relative magnitude of the three characteristic probabilities: of injection α , ejection β , and hopping p .

The phase CF ($\alpha \in [p, 1]$) represents a chain completely filled with particles, $\rho_i = 1$, $i = 1, \dots, L$. This follows from the fact that in the region $\alpha > p$ the modified injection probability $\tilde{\alpha} \equiv 1$ by definition. Hence, at the end of each update, an empty first site is filled deterministically with a particle. The injected particle may hop with probability p to the second site of the chain, whenever that site is empty, thus leaving the first site ready to be filled deterministically with a new particle in the next discrete-time moment. Thus, a cluster of at least two particles is formed and that cluster grows with time until a stationary state is reached in which all the lattice sites are occupied. Due to the right boundary condition the stationary current of particles is $J = \beta$, which is confirmed by our Monte Carlo simulations.

The regions MP I and MP II ($\alpha < p$ and $\beta > \alpha$) represent a phase containing many particles, or clusters, with bulk particle density $\rho_b = \alpha/p$. In contrast to the case of the standard TASEP, where a similar place in the phase diagram is taken by a low-density phase,

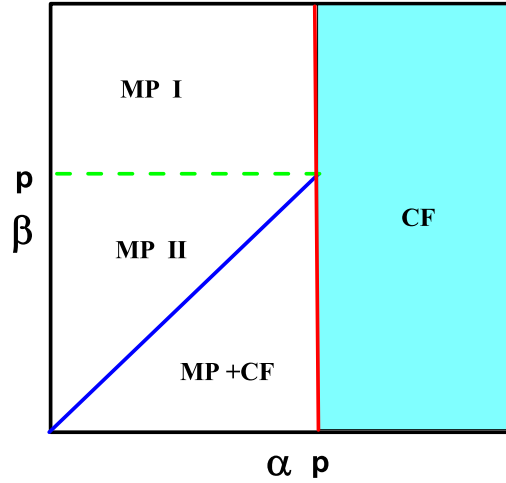


FIG. 1: (Color online) Phase diagram in the plane of injection (α) - ejection (β) probability. The many-particle phase MP occupies two regions, MP I and MP II; it contains a macroscopic number of particles or clusters of size $O(1)$ as $L \rightarrow \infty$; MP I and MP II differ only by the shape of the local density profile (see text). The phase MP+CF is mixed in the sense that its configurations contain with nonvanishing probability a macroscopic number of particles (clusters of size $O(1)$) or a single cluster completely filling the whole chain. The configurations of the stationary nonequilibrium phase CF represent a completely filled chain with current $J = \beta$. The unusual phase transition takes place across the boundary $\alpha = p$ between the MP I and CF phases.

here the bulk density can take any value from zero to one. The local density profile is flat up to the first site, $\rho_1 = \alpha/p \equiv \tilde{\alpha}$, but the two regions differ by its shape near the chain end where, within numerical accuracy, we find $\rho_L = \alpha/\beta$ see Fig. 2. Expectedly, on the borderline $\beta = p$ between the regions MP I and MP II the local density profile is completely flat: $\rho_i = \alpha/p \equiv \tilde{\alpha}$, $i = 1, \dots, L$, for all $\alpha \leq p$. Analogously, a completely flat density profile occurs in the case of the usual TASEP on the mean-field line: $\alpha + \beta = 1$ for continuous-time kinetics and $(1 - \alpha)(1 - \beta) = (1 - p)$ for discrete-time one.

The phase MP+CF ($\beta < \alpha < p$) is a mixture of many-particle configurations and nonzero probability of complete filling of the chain in the infinite-size limit. Here, the chain is completely filled at the bulk and up to the last site, $\rho_b = \rho_L = 1$. However, the left boundary layer is not completely filled, since the local density decreases linearly with β

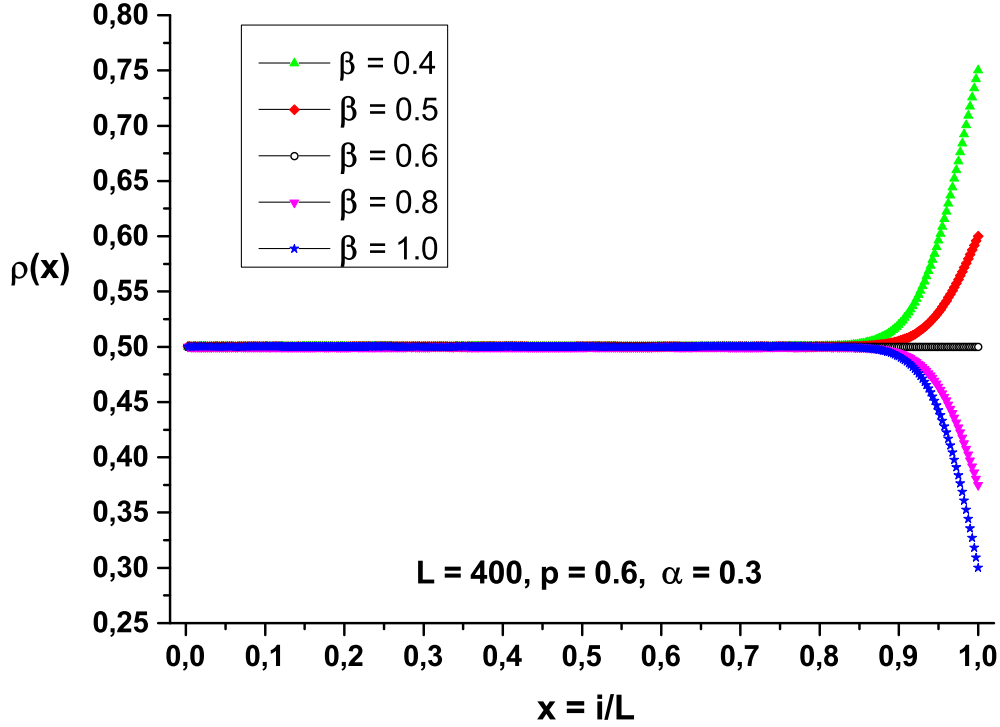


FIG. 2: (Color online) Local density profiles in phase MP for a chain of $L = 400$ sites, hopping probability $p = 0.6$, fixed injection probability $\alpha = 0.3$, and several values of the ejection probability $\beta > \alpha$: $\beta = 0.4$ (green up triangles), 0.5 (red diamonds), 0.6 (empty circles), 0.8 (magenta down triangles) and 1 (blue stars).

down to β/p at $\beta = \alpha$. The particle current is given by $J = \beta$, as in the pure phase CF.

The typical changes in the local density profiles and the current of particles on passing from phase MP+CF to regions MP II and MP I are illustrated in Fig. 3. On the line $\alpha = \beta$ the density profile is almost linear and can be interpreted as a phase coexistence line between MP+CF and MP, with completely delocalized domain wall separating the corresponding particle densities $\rho_b^{\text{MP}} = \alpha/p$ and $\rho_b^{\text{MP+CF}} = 1$. The shape of the local density profiles changes with the increase of α from region MP II to phase MP+CF at fixed $\beta < p$ as shown in Fig. 4. In contrast, on crossing the borderline between regions MP II and MP I nothing changes but the local density profile in the right boundary layer.

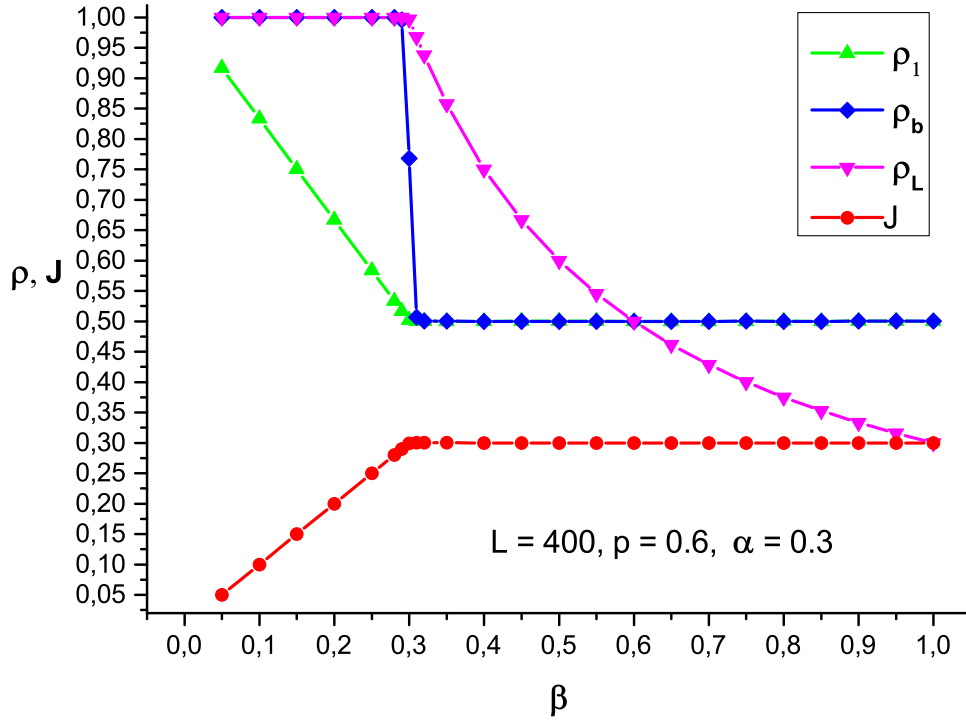


FIG. 3: (Color online) Particle densities ρ_1 (green up triangles), ρ_b (blue diamonds), ρ_L (red down triangles), and the particle current (red disks) as a function of the ejection probability β , for a chain of $L = 400$ sites, hopping probability $p = 0.6$ and fixed injection probability $\alpha = 0.3$. The nonequilibrium first-order phase transition at $\beta = \alpha = 0.3$ is clearly manifested by the jump in the bulk density and the cusp in the particle current $J(\beta)$. At the borderline $\beta = p$ between regions MP II and MP I nothing changes except the tail of the local density profile.

IV. PHASE TRANSITIONS

From Fig. 3 it is seen that on passing from phase MP+CF to phase MP with the increase of β at fixed $\alpha < p$, a 'jump' in the bulk density from the value $\rho_b = 1$ down to $\rho_b = \alpha/p$ occurs on the borderline $\beta = \alpha$, together with a 'cusp' in the current $J(\beta)$. This signals the appearance of a nonequilibrium first-order phase transition in the infinite-chain limit between the phases MP+CF and MP.

The nonequilibrium first-order phase transition at $\beta = \alpha = 0.3$ is clearly manifested by the jump in the bulk density from $\rho_b = 1$ down to $\rho_b = \alpha/p = 0.5$ and by the cusp in the

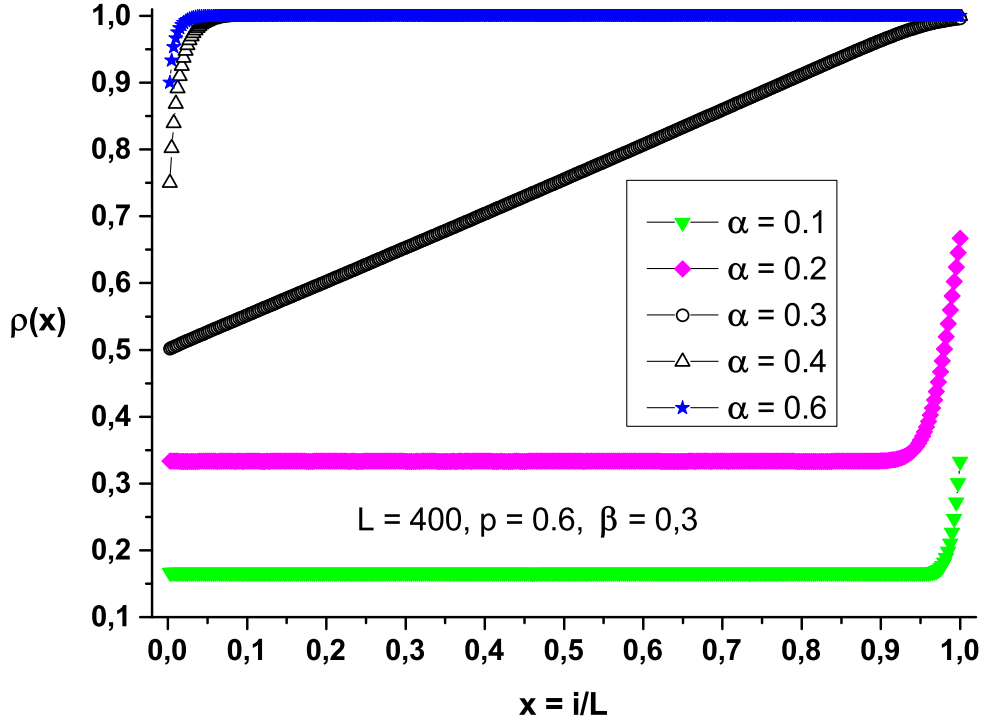


FIG. 4: (Color online) Local density profiles for a chain of $L = 400$ sites, hopping probability $p = 0.6$, fixed ejection probability $\beta = 0.3$, and different values of the injection probability α from phase MP II: $\alpha = 0.1$ (green down triangles) and 0.2 (magenta diamonds), through the coexistence line of phases MP II and MP+CF, $\alpha = \beta = 0.3$ (empty circles), into phase MP+CF $\alpha = 0.4$ (empty up triangles) and 0.5 (blue stars).

particle current $J(\beta)$.

On the other hand, a quite unusual nonequilibrium phase transition can be predicted from the α -dependence (at fixed $\beta > p$) of the bulk density and the current on passing from phase MP I to phase CF, see Fig. 5. The nonequilibrium 'zeroth-order' phase transition at $\beta = 0.9 > p$ is clearly manifested by the jumps both in the bulk density ρ_b and the current $J(\alpha)$ taking place at the boundary $\alpha = p$ between the MP I and CF phases. Along the borderline $\beta = p$ between regions MP II and MP I the density and current change continuously, exhibiting a cusp at $\alpha = p$.

In region MP I ($0 < \alpha < p < \beta$), within the estimated error bars and for α not too close to p , we have estimated $\rho_1 = \rho_b = \alpha/p \equiv \tilde{\alpha}$, $\rho_L = \alpha/\beta$, $J = \alpha$. Since $\beta > p$, the density

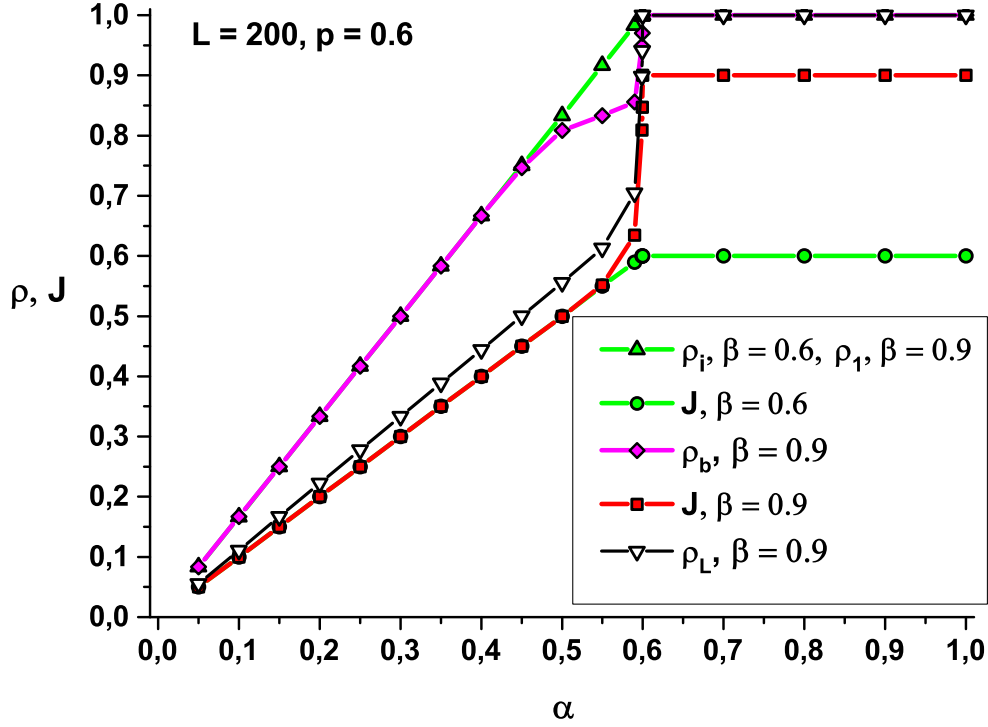


FIG. 5: (Color online) Behavior of the current J , bulk density ρ_b and local densities ρ_i at site i , for a chain of length $L = 200$, in the case of hopping probability $p = 0.6$, as a function of the injection probability α at two values of the ejection probability: $\beta = 0.6$ and 0.9 . For $\beta = p = 0.6$ the density profile is flat, $\rho_i = \rho_1$, $i = 1, \dots, L$, and equals the local density at the first lattice site ρ_1 for $\beta > p$; these values are shown by up triangles with green filling; the current at $\beta = p = 0.6$ is shown by circles with green filling. For $\beta = 0.9$ the bulk density ρ_b , identified with the local density at the center of the chain, $i = L/2$, is shown by diamonds with magenta filling, and the local density at the last site, ρ_L by empty down triangles; the corresponding current is shown by squares with red filling.

profile bends downwards near the chain end, $\rho_L < \rho_b$.

In region MP II ($0 < \alpha < \beta < p$), again the relations $\rho_1 = \rho_b = \alpha/p \equiv \tilde{\alpha}$, $\rho_L = \alpha/\beta$ and $J = \alpha$ hold true within numerical accuracy. However, since now $\beta > p$, the density profile bends upwards near the chain end, $\rho_L > \rho_b$.

A more detailed description of the stationary phases is given by a finite-size analysis of the current, bulk density, and stationary cluster-size probability distribution, see the section

below.

V. FINITE-SIZE SCALING AND CLUSTER-SIZE DISTRIBUTION

We have attempted a description in terms of finite-size scaling of the sharp changes in both the bulk density and the particle current across the boundary $\alpha = p$ between MP I and CF from the left. Testing the data collapse method under the assumption of a finite-size scaling variable

$$x = L(p - \alpha), \quad (3)$$

we have obtained fair agreement with the Monte Carlo estimates for both the current, see Fig. 6, and the bulk density, see Fig. 7.

The data for both the the current and the bulk density were fitted by the same function

$$y = A_1 \exp(-x/\xi_1) + A_2 \exp(-x/\xi_2) + y_0, \quad (4)$$

in the cases of $L = 800$ and $L = 600$. The quality of the fit for the current is very good: the statistical criteria for $J_L(x)$ are $\chi^2 \simeq 6.5 \times 10^{-11}$, $R^2 = 1$ for $L = 800$ and $\chi^2 \simeq 1.9 \times 10^{-8}$, $R^2 = 0.99999$ for $L = 600$. The values of the corresponding parameters are given in Table I.

Parameter	A_1	ξ_1	A_2	ξ_2	y_0
$L = 600$	0.03687	0.7286	0.07376	3.8393	0.58934
$L = 800$	0.03011	0.6465	0.08052	3.2019	0.58938

Table I. Parameters of the fit (4) of the collapse data for the particle current, see Fig. 6.

The quality of the fit for the bulk particle density is also fairly good: the statistical criteria for $\rho_b(x)$ are $\chi^2 \simeq 1.6 \times 10^{-10}$, $R^2 = 1$ for $L = 800$ and $\chi^2 \simeq 7.9 \times 10^{-9}$, $R^2 = 0.99999$ for $L = 600$. The values of the corresponding parameters are given in Table II.

Parameter	A_1	ξ_1	A_2	ξ_2	y_0
$L = 600$	0.02719	0.7337	0.04785	3.3246	0.92494
$L = 800$	0.02276	0.6571	0.05482	2.9250	0.92243

Table II. Parameters of the fit (4) of the collapse data for the bulk density, see Fig. 7.

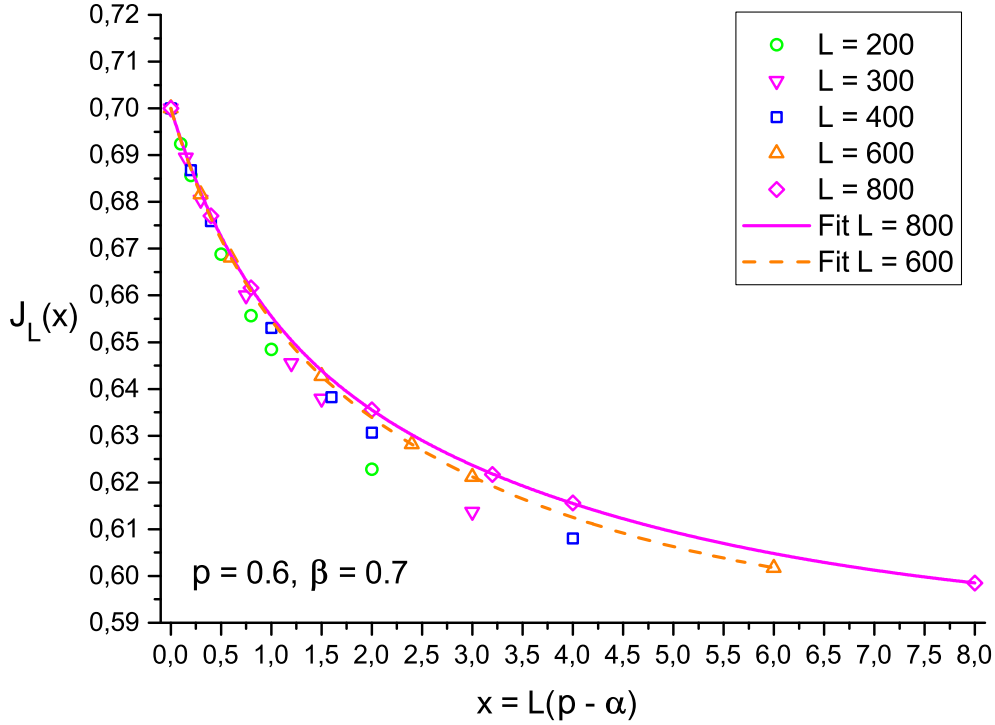


FIG. 6: (Color online) Collapse of Monte Carlo simulation data for the current at $\beta = 0.7$ in chains of different length L as a function of the finite-size scaling variable $x = L(p - \alpha)$: $L = 200$ - green circles, $L = 300$ - red down triangles, $L = 400$ - blue squares, $L = 600$ - orange up triangles, $L = 800$ - magenta diamonds. A two-exponential fit to the data for $L = 600$ is shown by a dashed orange line, and for $L = 800$ - by solid magenta line.

It could be instructive to interpret our data-collapse results in terms of the main hypothesis of finite-size scaling at equilibrium phase transitions, see details in [49]. Close to the transition point, the behavior of a singular in the thermodynamic limit quantity in a system of finite size L is described by the variable L/ξ , where ξ is a diverging correlation length. For example, it is known [40] that the discontinuous with respect to the bulk density nonequilibrium transition across the coexistence line $\alpha = \beta < \alpha_c = \beta_c$ in the standard TASEP is characterized by a diverging correlation length λ of the asymptotic form

$$1/\lambda := |1/\lambda_\alpha - 1/\lambda_\beta| = C|\alpha - \beta| + O(|\alpha - \beta|^2). \quad (5)$$

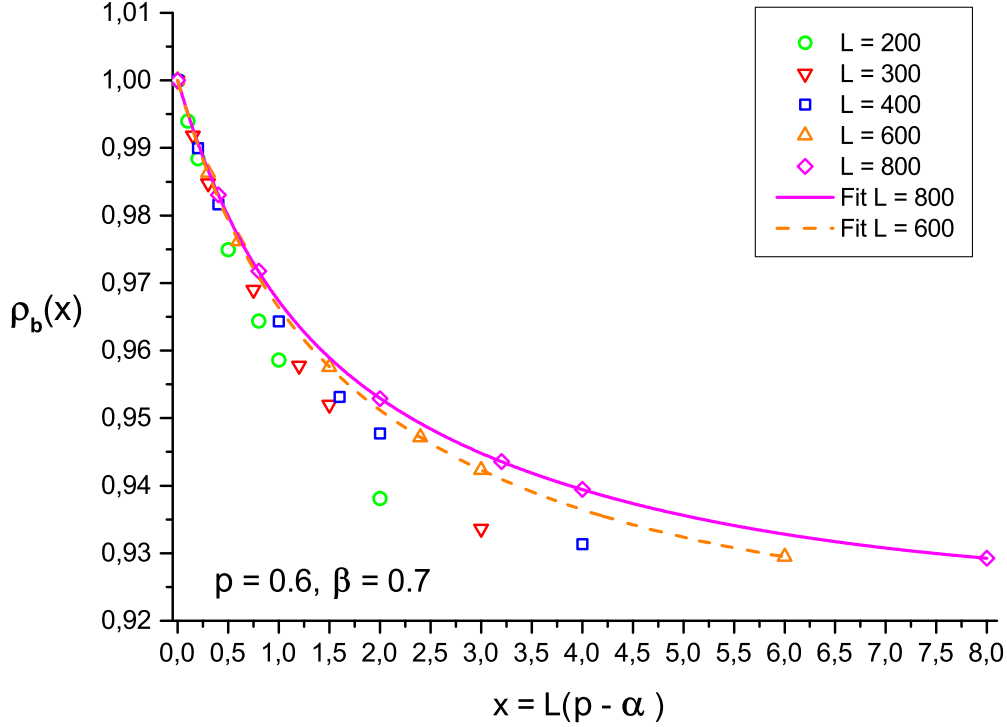


FIG. 7: (Color online) Collapse of Monte Carlo simulation data for the current at $\beta = 0.7$ in chains of different length L as a function of the finite-size scaling variable $x = L(p - \alpha)$: $L = 200$ - green circles, $L = 300$ - red down triangles, $L = 400$ - blue squares, $L = 600$ orange up triangles, $L = 800$ - magenta diamonds. A two-exponential fit to the data for $L = 600$ is shown by a dashed orange line, and for $L = 800$ - by solid magenta line.

Here C is some model-dependent constant, and

$$1/\lambda_\sigma = \ln \left[1 + \frac{(\sigma_c - \sigma)^2}{\sigma(p - \sigma)} \right], \quad \sigma = \alpha, \beta, \quad \sigma_c = 1 - \sqrt{1 - p}, \quad (6)$$

is the diverging correlation length of the continuous transition from the low-density ($\sigma = \alpha$) or high-density ($\sigma = \beta$) phase to the maximum-current phase, where $1/\lambda_{\text{m.c.}} \equiv 0$. Indeed, it was shown that in this case the finite-size scaling variable is $x_2 = C_2(\beta - \alpha)L$ [50, 51].

From this viewpoint, the choice (3) of the finite-size scaling variable for the unusual nonequilibrium phase transition from MP I to CF at $\alpha = p$ can be interpreted in terms of a diverging correlation length with the asymptotic behavior

$$1/\lambda = A(p - \alpha) + O((p - \alpha)^2), \quad \alpha \leq p, \quad (7)$$

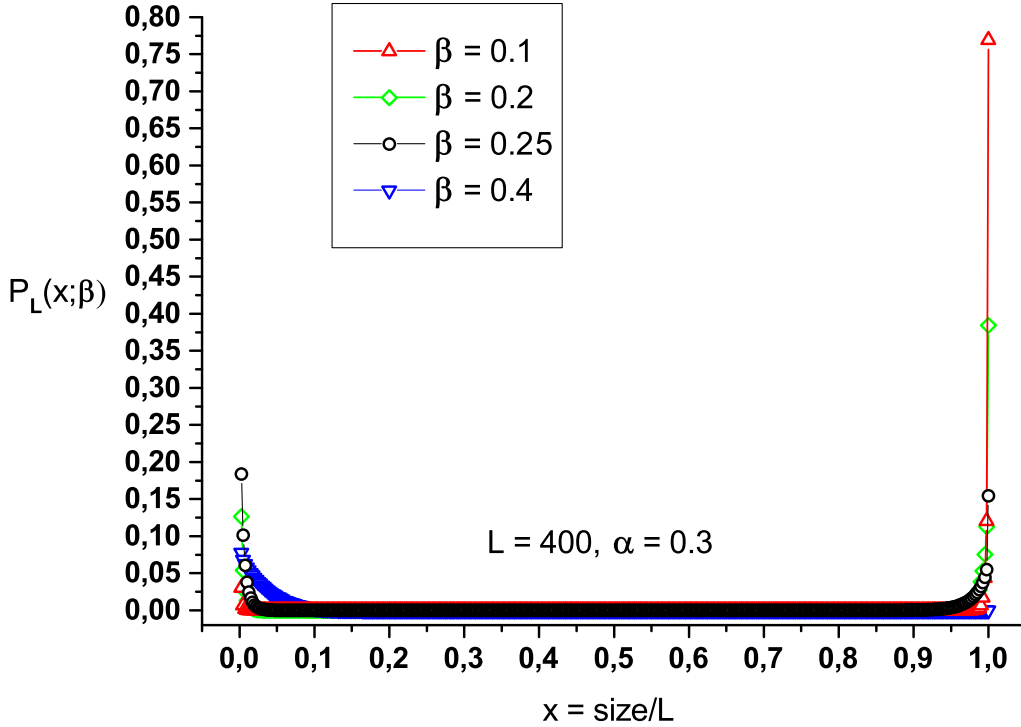


FIG. 8: (Color online) Cluster-size probability distribution on a lattice of size $L = 400$, $\alpha = 0.3$, and several values of the ejection probability in phase MP+CF: $\beta = 0.1$ (empty up triangles with red edges), 0.2 (empty diamonds with green edges), 0.25 (empty black circles), and, for comparison, one value in phase MP, $\beta = 0.4$ (empty down triangles with blue edges).

where A is some amplitude, possibly parameter dependent. Our data on the cluster-size probability distribution suggests the interpretation of the diverging correlation length in Eq. (7) as the size of the largest cluster in the limit of infinite chain $L \rightarrow \infty$. Under this interpretation the CF phase represents an infinite cluster of particles.

VI. DISCUSSION

We studied a version of the TASEP with a generalized backward-ordered stochastic kinetics describing one-dimensional irreversible aggregation of particles on an open chain. Since the model has not been solved exactly, our study was confined to extensive Monte Carlo simulations. By evaluating the local density profiles and the cluster probability distribution for

different model parameters, we have constructed the phase diagram in the plane of injection-ejection probabilities (α, β) . Three different nonequilibrium phases were distinguished: a completely filled with particles, CF, a many-particle one, MP, and a mixed MP+CF phase. Evidence was found for an unusual discontinuous phase transitions between the MP and CF phases, and phenomenologically, by the data collapse method, finite-size scaling was established for the bulk density and the current near the transition point. The finite-size scaling variable for the current and bulk density close to the transition point suggested the identification of diverging correlation length for this transition and its interpretation as the size of the largest cluster in the limit of infinite chain.

A conventional first-order transition between the phases MP+CF and MP was observed, as well as a continuous transition between MP+CF and CF. The typical behavior of the local density profile and the current at these transitions was evaluated and illustrated.

Actually, our model is a special case of a more general TASEP kinetics. First it was promoted as an exactly solvable generalization of the TASEP on a ring by Wölki in 2005 [52]. The kinetics of the model corresponds to the discrete-time backward-ordered update with probabilities p and \tilde{p} defined as follows. Let the sites on a ring of L sites be labeled clockwise by the index $i = 1, 2, \dots, L$, where site 1 is the nearest-neighbor of site L in the clockwise direction. During each moment of time t , an update of the configuration of the whole system takes place in L consecutive steps, passing through successive updates of all the pairs of nearest-neighbor sites in the counterclockwise order $(L-1, L), \dots, (i, i+1), \dots, (1, 2), (L, 1)$. The probability of a hop along the bond $(i, i+1)$ depends on whether a particle has jumped from site $i+1$ to site $i+2$ when the bond $(i+1, i+2)$ was updated, or not. In the case when site $i+1$ has not changed its occupation number, the probabilities are the standard ones: if site $i+1$ is empty, then the jump of a particle from site i to site $i+1$ takes place with probability p , and the particle stays immobile with probability $1-p$. However, if in the previous step of the same update a particle has jumped from site $i+1$ to site $i+2$, thus leaving $i+1$ empty, then the jump of a particle from site i to site $i+1$ in the next step takes place with a different probability \tilde{p} , and the particle stays immobile with probability $1-\tilde{p}$. The process with the above particle kinetics is denoted by gTASEP. Note that when $\tilde{p} = p$ one obtains the standard TASEP with backward-ordered update, and when $\tilde{p} = 0$ one has the TASEP with parallel update. The model of irreversible aggregation studied here corresponds to the special case of $\tilde{p} = 1$.

We note that the gTASEP on a ring was thoroughly studied in the framework of the Bethe integrability in [53]; the stationary state properties were obtained by mapping on the zero-range process in [54]. An exact solution for the stationary states was obtained with the aid of a matrix-product representation in [55].

As a continuation of the present study we intend to take into account the cluster fragmentation process by considering gTASEP with values $\tilde{p} < 1$.

Acknowledgments

We are grateful to J. G. Brankov and V. B. Priezhev for critical reading of the manuscript and fruitful discussions.

-
- [1] M. H. Lee, *Icarus* 143, 74 (2000).
 - [2] J. P. Taylor, J. Hardy, and K. H. Fischbeck, *Science* 296, 1991 (2002).
 - [3] F. Zhang, C. L. Liu, and B. R. Hu, *J. Neurochemistry* 98, 102 (2006).
 - [4] M. Smoluchowski, *Z. Phys.* 17, 557 (1916).
 - [5] M. Smoluchowski, *Z. Phys. Chem.* 92, 215 (1917).
 - [6] F. Leyvraz, *Phys.Rep.* 383, 95 (2003).
 - [7] F. Leyvraz and H. R. Tscudi, *J. Phys. A* 15, 1951 (1982).
 - [8] E. M. Hendriks, M. H. Ernst, and R. M. Ziff, *J. Stat. Phys.* 31, 519 (1983).
 - [9] P. J. Flory, *J. Phys. Chem.* 46, 132 (1942).
 - [10] W. H. Stockmayer, *J. Chem. Phys.* 11, 45 (1943).
 - [11] F. Leyvraz, *J. Phys. A* 45, 125002 (2012).
 - [12] G. Odriozola, R. Leone, A. Schmitt, J. Callejas-Fernandez, R. Martinez-Garcia, and R. Hidalgo-Alvarez, *J. Chem. Phys.* 121, 5468 (2004).
 - [13] P. G. J. van Dongen, *Phys. Rev. Lett.* 63, 1281 (1989).
 - [14] K. Kang and S. Redner, *Phys. Rev. A* 30, 2833 (1984).
 - [15] P. Meakin and M. H. Ernst, *Phys. Rev. Lett.* 60, 2503 (1988).
 - [16] J. L. Spouge, *Phys. Rev. Lett.* 60, 871 (1988).
 - [17] C. R. Doering and D. ben-Avraham, *Phys. Rev. Lett.* 62, 2563 (1989).

- [18] M. K. Hassan and M. Z. Hassan, Phys. Rev. E 77, 061404 (2008).
- [19] T. Matsoukas, Phys. Rev. E 90, 022113 (2014).
- [20] B. Derrida, Phys.Rep. 301, 65 (1998).
- [21] G. M. Schütz, In *Phase Transitions and Critical Phenomena*, edited by C. Domb and J. L. Lebowitz, Vol. 19 (Academic Press, London, 2001).
- [22] F. Spitzer, Adv. Math. 5, 246 (1970).
- [23] C. T. MacDonald, J. H. Gibbs, and A. C. Pipkin, Biopolymers 6, 1 (1968).
- [24] D. Chowdhury, L. Santen, and A. Schadschneider, Phys. Rep. 329, 199 (2000).
- [25] D. Helbing, Rev. Mod. Phys. 73, 1067 (2001).
- [26]] A. Schadschneider, Physica A 285, 101 (2001).
- [27] P. Chowdhury, A. Schanschneider, and K. Nishinary, Phys. of Life Rev. 2, 318 (2005).
- [28] E. Pronina and A. B. Kolomeisky, J. Stat. Mech. Theor. Exp. 2005, P07010 (2005).
- [29] I. Neri, N. Kern, and A. Parmeggiani, Phys. Rev. Lett. 110, 098102 (2013).
- [30] N. Bunzarova, N. Pesheva, and J. Brankov, Phys. Rev. E 89, 032125 (2014).
- [31] H. Teimouri, A. B. Kolomeisky, and K. Mehrabiani, J. Phys. A 48, 065001 (2015).
- [32] D. Celis-Garza, H. Teimouri, A. B. Kolomeisky, J. Stat. Mech. 2015, P04013 (2015).
- [33] J. Krug and H. Spohn, Phys. Rev. A 38, 4271 (1988).
- [34] T. Sasamoto, J. Phys. A 38, L549 (2005).
- [35] T. Chou and D. Lohse, Phys. Rev. Lett. 82, 3552 (1999).
- [36] A. B. Kolomeisky, Phys. Rev. Lett. 98, 048105 (2007).
- [37] T. Reichenbach, E. Frey, and T. Franosch, New J. Phys. 9, 159 (2007).
- [38] T. Karzig and F. von Oppen, Phys. Rev. B 81, 045317 (2010).
- [39] B. Derrida, E. Domany, and D. Mukamel, J. Stat. Phys. 69, 667 (1992).
- [40] G. M. Schütz and E. Domany, J. Stat. Phys. 72, 277 (1993).
- [41] B. Derrida, M. R. Evans, V. Hakim, and V. Pasquier, J. Phys. A 26, 1493 (1993).
- [42] K. Krebs and S. Sadow, J. Phys. A 30, 3165 (1997).
- [43] A. Honecker and I. Peschel, J. Stat. Phys. 88, 319 (1997).
- [44] N. Rajewski, A. Schadschneider, and M. Schreckenberg, J. Phys. A 29, L305 (1996).
- [45] N. Rajewski and M. Schreckenberg, Physica A 245, 139 (1997).
- [46] M. R. Evans, N. Rajewsky, E. R. Speer, J. Stat. Phys. 95, 45 (1999).
- [47] J. de Gier, B. Nienhuis, Phys. Rev. E 59, 4899 (1999).

- [48] R. A. Blythe and M. R. Evans, J. Phys. A 40, R333 (2007).
- [49] V. Privman and M. E. Fisher, Phys. Rev. B 30, 322 (1984).
- [50] J. Brankov, Phys. Rev. E 65, 046111 (2002).
- [51] J. Brankov and N. Bunzarova, Phys. Rev. E 71, 036130 (2005).
- [52] M. Wölki, Steady States of Discrete Mass Transport Models, Master thesis, University of Duisburg-Essen, 2005.
- [53] A. E. Derbyshev, S. S. Poghosyan, A. M. Povolotsky, and V. B. Priezzhev, J. Stat. Mech. 2012, P05014 (2012).
- [54] A. E. Derbyshev, A. M. Povolotsky, and V. B. Priezzhev, Phys. Rev. E 91, 022125 (2015).
- [55] B. L. Aneva and J. G. Brankov, Phys. Rev. E 91, 022125 (2016).