

# The quantum harmonic Otto cycle

Ronnie Kosloff

*Institute of Chemistry and The Fritz Haber Centre for Molecular Dynamics,  
The Hebrew University, Jerusalem 91904, Israel*

Yair Rezek

*Computer Science Department, The Technion, Haifa 32000, Israel*

## Abstract

The quantum Otto cycle serves as a bridge between the macroscopic world of heat engines and the quantum regime of thermal devices composed from a single element. We compile recent studies of the quantum Otto cycle with a harmonic oscillator as a working medium. This model has the advantage that it is analytically trackable. In addition, an experimental realization has been achieved employing a single ion in a harmonic trap. The review is embedded in the field of quantum thermodynamics and quantum open systems. The basic principles of the theory are explained by a specific example illuminating the basic definitions of work and heat. The relation between quantum observables and the state of the system is emphasized. The dynamical description of the cycle is based on a completely positive map formulated as a propagator for each stroke of the engine. Explicit solutions for these propagators are described on a vector space of quantum thermodynamical observables. These solutions which employ different assumptions and techniques are compared. The tradeoff between power and efficiency is the focal point of finite-time-thermodynamics. The dynamical model enables to study finite time cycles limiting time on the *adiabtic* and the thermalization times. Explicit finite time solutions are found which are frictionless, meaning that no coherence is generated also known as shortcuts to adiabaticity. The transition from frictionless to sudden *adiabats* is characterized by a non-hermitian degeneracy in the propagator. In addition the influence of noise on the control is illustrated. These results are used to close the cycles either as engines or as refrigerators. The properties of the limit cycle are described. Methods to optimize the power by controlling the thermalization time are also introduced. At high temperatures the Curson-Ahlborn efficiency at maximum power is obtained. The sudden limit of the engine which allows finite power at zero cycle time is shown. The refrigerator cycle is described within the frictionless limit with emphasis on approaching a cold bath when  $T_c \rightarrow 0$ .

## Contents

<b>I. Introduction</b>	4
<b>II. The quantum Otto cycle</b>	5
A. Quantum dynamics of the working medium	7
<b>III. Quantum thermodynamics</b>	10
A. Entropy balance	15
<b>IV. The dynamics of the quantum Otto cycle</b>	17
A. Heisenberg dynamics of thermalisation on the <i>Isochores</i>	17
B. The dynamics on the <i>adiabats</i> and quantum friction	18
C. The influence of noise on the <i>adiabats</i>	23
D. The sudden limit	26
E. Effects of an exceptional point on the dynamics on the <i>adiabat</i>	26
<b>V. Closing the cycle</b>	27
A. Limit cycle	28
B. Engine operation and performance	29
1. Optimising the work per cycle	30
2. Optimising the performance of the engine for frictionless conditions.	31
3. The engine in the sudden limit	35
4. Quantum fuels: squeezed thermal bath.	38
C. Closing the cycle: the performance of the refrigerator.	39
1. Frictionless refrigerator	40
2. The sudden refrigerator	41
3. The quest to reach the absolute zero	42
<b>VI. Overview</b>	44
<b>Acknowledgments</b>	47
<b>References</b>	47

## I. INTRODUCTION

Quantum thermodynamics is devoted to the link between thermodynamical processes and their quantum origin. Typically, thermodynamics is applied to large macroscopic entities. Therefore one could ask how far can we miniaturise? Can thermodynamics be applicable to the level of a single quantum device? We will address this issue in the tradition of thermodynamics: Learning from an example: The analysis of the performance of a heat engine [1]. To this end we review recent progress in the study of the quantum harmonic oscillator as a working medium of a thermal device. The engine composed from a single harmonic oscillator connected to a hot and cold bath is an ideal analytically solvable model for a quantum thermal device. It has therefore been studied extensively and inspired experimental realisation. Recently, a single ion heat engine with an effective harmonic trap frequency has been realised experimentally [2]. This device could roughly be classified as a reciprocating Otto engine operating by periodically modulating the trap frequency.

Real heat engines operate far from reversible conditions. Their performance resides between the point of maximum efficiency and maximum power. This has been the subject of finite time thermodynamics [3, 4]. The topic has been devoted to the irreversible cost of operating at finite power. Quantum engines add a twist to the subject as they naturally incorporate dynamics into thermodynamics [5, 6].

Quantum heat engines can be classified either as continuous or reciprocating. The prototype of a continuous engine is the three-level amplifier pioneered by Scovil and Schulz-DuBois [7]. This device is coupled simultaneously to three input currents. It is therefore termed a tricycle and can operate either as an engine or as a refrigerator. A review of continuous quantum heat engines has been published recently [8] and therefore is beyond the scope of this review.

Reciprocating engines are classified according to their sequence of strokes. The most studied cycles are Carnot [9–13] and Otto cycles [14–19]. The quantum Otto cycle is easier to analyze therefore it became the primary example of a reciprocating quantum heat engine. The pioneering studies of quantum reciprocating engines employed a two-level-system, a qubit, as a working medium [9, 10, 14, 20]. The analysis of performance of the quantum versions of reciprocating engines exhibited an amazing resemblance to macroscopic counterparts. For example the efficiency at maximum power of the quantum version of the

endoreversible engine converge at high temperature to the Novikov-Curzon Ahlborn macroscopic Newtonian model predictions [21, 22]. Even at low temperature the deviations were small despite the fact that the heat transport law was different [9]. The only quantum feature that could be identified was related to discrete structure of the energy levels.

Heat engines with quantum features require a more complex working medium than a single qubit. This complexity is required to obtain quantum analogues of friction and heat leaks. A prerequisite for such phenomena is that the external control part of the hamiltonian does not commute with the internal part. This generates quantum non-adiabatic phenomena which lead to friction [23]. A working medium composed of a quantum harmonic oscillator has sufficient complexity to represent generic phenomena but can still be amenable to analytic analysis [24].

The quantum Otto cycle is a primary example of the emerging field of quantum thermodynamics. The quest is to establish the similarities and differences in applying thermodynamic reasoning up to the level of a single quantum entity. The present analysis is based on the theory of quantum open systems [25, 26]. A dynamical description based on the weak system bath coupling has been able to establish consistency between quantum mechanics and the laws of thermodynamics [25]. These links allow to define work and heat in the quantum regime [27]. This framework is sufficient for the present analysis.

In the strong coupling regime where the partition between system and bath is not clear the connection to thermodynamics is not yet established. A different approach to quantum thermodynamics follows ideas from quantum information resource theory establishing a set rules, termed quantum thermodynamics resource theory [28, 29]. We will try to show how this approach can be linked to the Otto cycle under analysis.

## II. THE QUANTUM OTTO CYCLE

Nicolaus August Otto invented a reciprocating four stroke engine in 1861 and won a gold medal in the 1867 Paris world fair [30]. The basic components of the engine are hot and cold reservoirs, a working medium, and a mechanical output device. The cycle of the engine is defined by four segments:

1. The hot *isochore*: heat is transferred from the hot bath to the working medium without volume change.

2. The power *adiabat*: the working medium expands producing work while isolated from the hot and cold reservoirs.
3. The cold *isochore*: heat is transferred from the working medium to the cold bath without volume change.
4. The compression *adiabat*: the working medium is compressed consuming power while isolated from the hot and cold reservoirs, closing the cycle.

Otto determined that the efficiency  $\eta$  of the cycle is limited to  $\eta_o \leq 1 - (\frac{V_h}{V_c})^{\frac{C_p}{C_v}-1}$  where  $V_{c/h}$  and  $T_{c/h}$  are the volume and temperature of the working medium at the end of the hot and cold *isochores* respectively.  $C_p$  and  $C_v$  are the heat capacities under constant pressure and constant volume [31]. As expected, Otto efficiency is always smaller than the efficiency of the Carnot cycle  $\eta_o \leq \eta_c = 1 - \frac{T_c}{T_h}$ .

The first step in learning from an example is to establish a quantum version of the Otto cycle. This is carried out by seeking analogues for each segment of the cycle. What makes the approach unique is that it is applicable to a small quantum system such as a single atom in a harmonic trap. The description is embedded in the theory of open quantum systems. Each of these segments is defined by a completely positive (CP) propagator [32] describing the change of state in the working medium:  $\hat{\rho}_f = \mathcal{U}_{i \rightarrow f} \hat{\rho}_i$ , where the density operator  $\hat{\rho}$  describes the state of the working medium.

The quantum engine Otto cycle is therefore described as:

1. The hot *isochore*: heat is transferred from the hot bath to the working medium without change in the external parameter  $\omega_h$ . The stroke is described by the propagator  $\mathcal{U}_h$ .
2. The expansion *adiabat*: the working medium reduces its energy scale. The harmonic frequency changes from  $\omega_h$  to  $\omega_c$ , with  $\omega_h > \omega_c$ , producing work while isolated from the hot and cold reservoirs. The stroke is described by the propagator  $\mathcal{U}_{hc}$ .
3. The cold *isochore*: heat is transferred from the working medium to the cold bath without change in the external parameter  $\omega_c$ . The stroke is described by the propagator  $\mathcal{U}_c$ .
4. The compression *adiabat*: the working medium increases its energy scale. The harmonic frequencies increases from  $\omega_c$  to  $\omega_h$ , consuming power while isolated from the

hot and cold reservoirs. The stroke is described by the propagator  $\mathcal{U}_{ch}$ .

The cycle propagator becomes the product of the segment propagators:

$$\mathcal{U}_{cyc} = \mathcal{U}_{ch}\mathcal{U}_c\mathcal{U}_{hc}\mathcal{U}_h \quad (1)$$

The cycle propagator is a completely positive (CP) map of the state of the working medium. The order of propagators is essential since the segment propagators do not commute for example:  $[\mathcal{U}_h, \mathcal{U}_{hc}] \neq 0$ . The non-commuting property of the segment propagators is not an exclusive quantum property. It is also present in a stochastic descriptions of the engine where the propagators operate on a vector of populations of the energy eigenvalues. Nevertheless it can have a quantum origin for engines with propagators with small action [33, 34]. The same operators but with different parameters (such as different frequencies) can be used to describe an Otto refrigeration cycle. Figure 1 shows a schematic representation of the Otto cycle in phase space.

In the adiabatic limit when the population  $N$  stays constant in the expansion and compression segments the work per cycle becomes:

$$\mathcal{W}_{cyc} = \hbar\Delta\omega\Delta N \quad (2)$$

where:  $\Delta\omega = \omega_h - \omega_c$  and  $\Delta N$  is the population difference.  $\Delta N = \Delta N_c = \Delta N_h$  since the cycle is periodic. Under these conditions the efficiency becomes:

$$\eta_o = 1 - \frac{\omega_c}{\omega_h} \leq \eta_c \quad (3)$$

where  $\eta_c$  is the Carnot efficiency  $\eta_c = 1 - \frac{T_c}{T_h}$ . At this stage it is also useful to define the compression ratio  $\mathcal{C} = \frac{\omega_h}{\omega_c}$ .

### A. Quantum dynamics of the working medium

The quantum analogue of the Otto cycle requires a dynamical description of the working medium, the power output and the heat transport mechanism.

A particle in an harmonic potential will constitute our working medium. This choice is amenable to analytic solutions and has sufficient complexity to serve as a generic example. Even a single specimen is sufficient to realize the operation of an engine.

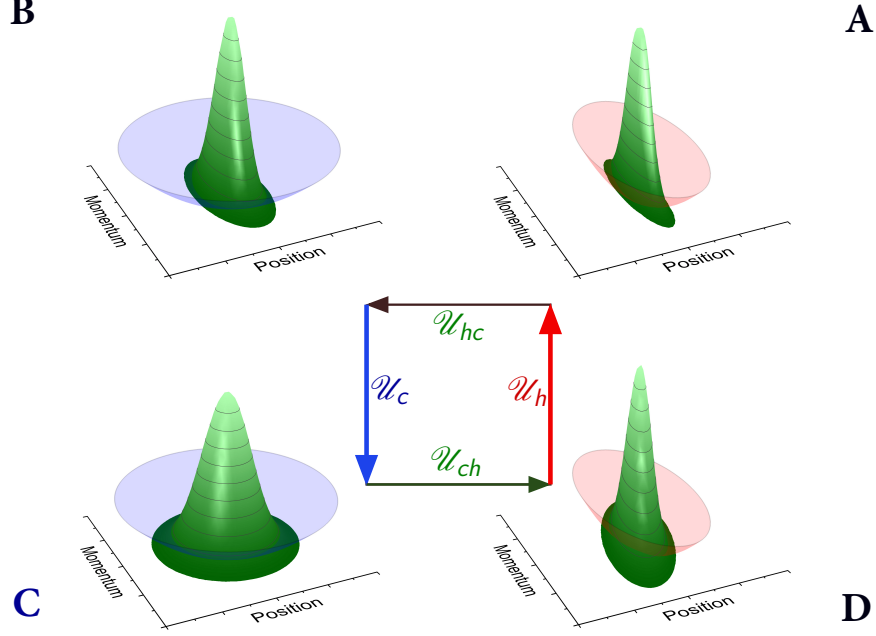


FIG. 1: Otto cycle in phase space. The blue and red bowls represent the energy value in position and momentum. The compression ratio is  $\mathcal{C} = \frac{\omega_h}{\omega_c} = 2$ . Expansion *adiabat*  $A \rightarrow B$ . Cold *isochore*  $B \rightarrow C$ . Compression *adiabat*  $C \rightarrow D$ . Hot *isochore*  $D \rightarrow A$ . The Wigner distribution in phase space is shown in green. The state in  $A$  is a thermal equilibrium state with the hot bath temperature. The state in  $B$  is squeezed with respect to the cold bath frequency  $\omega_c$ . The state in  $C$  is an equilibrium state with the cold bath temperature. The state in  $D$  shows position momentum correlation  $\langle \hat{\mathbf{C}} \rangle \neq 0$ .

We can imagine a single particle in a harmonic trap  $V(Q) = \frac{k}{2}Q^2$ . Expansion and compression of the working medium is carried out by externally controlling the trap parameter  $k(t)$ . The energy of the particle is represented by the Hamiltonian operator:

$$\hat{\mathbf{H}} = \frac{1}{2m}\hat{\mathbf{P}}^2 + \frac{k(t)}{2}\hat{\mathbf{Q}}^2, \quad (4)$$

where  $m$  is the mass of the system and  $\hat{\mathbf{P}}$  and  $\hat{\mathbf{Q}}$  are the momentum and position operators. All thermodynamical quantities will be intensive, i.e. normalized to the number of particles.



In the macroscopic Otto engine the internal energy of the working medium during the adiabatic expansion is inversely proportional to the volume. In the harmonic oscillator, the energy is linear in the frequency  $\omega(t) = \sqrt{k(t)/m}$  [35]. This therefore plays the role of inverse volume  $\frac{1}{V}$ .

The Hamiltonian (4) is the generator of the evolution on the adiabatic segments. The frequency  $\omega$  changes from  $\omega_h$  to  $\omega_c$  in a time period  $\tau_{hc}$  in the power *adiabat* ( $\omega_h > \omega_c$ ) and from  $\omega_c$  to  $\omega_h$  in a period  $\tau_{ch}$  in the compression *adiabat*. The dynamics of the state  $\hat{\rho}$  during the adiabatic segments is unitary and is the solution of the Liouville von Neumann equation [36]:

$$\frac{d}{dt}\hat{\rho}(t) = -\frac{i}{\hbar}[\hat{\mathbf{H}}(t), \hat{\rho}(t)] \quad , \quad (5)$$

where  $\hat{\mathbf{H}}$  is time dependent during the evolution. Notice that  $[\hat{\mathbf{H}}(t), \hat{\mathbf{H}}(t')] \neq 0$  since the kinetic energy does not commute with the varying potential energy. This is the origin of quantum friction [23, 37]. The formal solution to Eq. (5) defines the propagator:

$$\hat{\rho}(t) = \mathcal{U}(t)\hat{\rho}(0) = \hat{\mathbf{U}}\hat{\rho}(0)\hat{\mathbf{U}}^\dagger \quad (6)$$

where:  $\hat{\mathbf{U}}$  satisfies the equation:

$$i\hbar\frac{d}{dt}\hat{\mathbf{U}} = \hat{\mathbf{H}}(t)\hat{\mathbf{U}} \quad (7)$$

with the initial condition  $\hat{\mathbf{U}}(0) = \hat{\mathbf{I}}$ .

The dynamics on the hot and cold *isochores* is a thermalization process of the working medium with a bath at temperature  $T_h$  or  $T_c$ . The dynamics is of an open quantum system where the working medium is described explicitly and the influence of the bath implicitly [38–40]:

$$\frac{d}{dt}\hat{\rho}(t) = -\frac{i}{\hbar}[\hat{\mathbf{H}}, \hat{\rho}] + \mathcal{L}_D(\hat{\rho}) \quad , \quad (8)$$

where  $\mathcal{L}_D$  is the dissipative term responsible for driving the working medium to thermal equilibrium, while the Hamiltonian  $\hat{\mathbf{H}} = \hat{\mathbf{H}}(\omega_{h/c})$  is static. In typical operating conditions the equilibration is not complete since only a finite time  $\tau_h$  or  $\tau_c$  is allocated to the hot or cold *isochores*. The dissipative “superoperator”  $\mathcal{L}_D$  must conform to Lindblad’s form for a Markovian evolution [38, 39], and for the harmonic oscillator can be expressed as [41–43]:

$$\mathcal{L}_D(\hat{\rho}) = k_\uparrow(\hat{\mathbf{a}}^\dagger\hat{\rho}\hat{\mathbf{a}} - \frac{1}{2}\{\hat{\mathbf{a}}\hat{\mathbf{a}}^\dagger, \hat{\rho}\}) + k_\downarrow(\hat{\mathbf{a}}\hat{\rho}\hat{\mathbf{a}}^\dagger - \frac{1}{2}\{\hat{\mathbf{a}}^\dagger\hat{\mathbf{a}}, \hat{\rho}\}) \quad (9)$$

where anticommutator  $\{\hat{\mathbf{A}}, \hat{\mathbf{B}}\} \equiv \hat{\mathbf{A}}\hat{\mathbf{B}} + \hat{\mathbf{B}}\hat{\mathbf{A}}$ .  $k_\uparrow$  and  $k_\downarrow$  are heat conductance rates obeying detailed balance  $\frac{k_\uparrow}{k_\downarrow} = e^{-\frac{\hbar\omega}{k_b T}}$ , and  $T$  is either  $T_h$  or  $T_c$ . The operators  $\hat{\mathbf{a}}^\dagger$  and  $\hat{\mathbf{a}}$  are the

raising and lowering operators respectively. Notice that they are different in the hot and cold *isochores* since  $\hat{\mathbf{a}} = \frac{1}{\sqrt{2}}(\sqrt{\frac{m\omega}{\hbar}}\hat{\mathbf{Q}} + i\sqrt{\frac{1}{\hbar m\omega}}\hat{\mathbf{P}})$  depends on  $\omega$ . Formally for the *isochore*  $\mathcal{U}_{h/c} = \exp(\mathcal{L}t)$  where  $\mathcal{L} = -i/\hbar[\hat{\mathbf{H}}, \cdot] + \mathcal{L}_D$ .

Equation (9) is known as a quantum Master equation [40]. It is an example of a reduced description where the dynamics of the working medium is sought explicitly while the baths are described implicitly by two parameters: the heat conductivity  $\Gamma = k_{\downarrow} - k_{\uparrow}$  and the bath temperature  $T$ . The Lindblad form of Eq. (9) guarantees that the density operator of the extended system (system+bath) remains positive (i.e. physical) [38]. Specifically, for the harmonic oscillator, Eq. (9) has been derived from first principles by many authors [42, 44–47].

To summarize, the quantum model of the Otto cycle is composed of a working fluid of harmonic oscillators (4). The power stroke is modeled by the Liouville von Neumann equation (5) while the heat transport via a Master equation (8,9).

### III. QUANTUM THERMODYNAMICS

Thermodynamics is notorious for its ability to describe a process employing an extremely small number of variables. In scenarios where systems are far from thermal equilibrium, further variables have to be added. The analogue description in quantum thermodynamics is based on a minimal set of quantum expectations  $\langle \hat{\mathbf{X}}_n \rangle$ , where  $\langle \hat{\mathbf{X}}_n \rangle = \text{Tr}\{\hat{\mathbf{X}}_n \hat{\rho}\}$ . The dynamics of this set is generated by the Heisenberg equations of motion

$$\frac{d}{dt}\hat{\mathbf{X}} = \frac{\partial \hat{\mathbf{X}}}{\partial t} + \frac{i}{\hbar}[\hat{\mathbf{H}}, \hat{\mathbf{X}}] + \mathcal{L}_D^*(\hat{\mathbf{X}}) \quad (10)$$

where the first term addresses an explicitly time dependent set of operators,  $\hat{\mathbf{X}}(t)$ .

The dynamical approach to quantum thermodynamics [25] seeks the relation between thermodynamical laws and their quantum origin.

**The first-law of thermodynamics** is equivalent to the energy balance relation. The energy expectation  $E$  is obtained when  $\hat{\mathbf{X}} = \hat{\mathbf{H}}$ , i.e.  $E = \langle \hat{\mathbf{H}} \rangle$ . The quantum energy partition defining the first law of thermodynamics,  $dE = d\mathcal{W} + d\mathcal{Q}$  is obtained by inserting  $\hat{\mathbf{H}}$  into (10) [5, 6, 25, 48]:

$$\frac{d}{dt}E = \dot{\mathcal{W}} + \dot{\mathcal{Q}} = \left\langle \frac{\partial \hat{\mathbf{H}}}{\partial t} \right\rangle + \left\langle \mathcal{L}_D^*(\hat{\mathbf{H}}) \right\rangle. \quad (11)$$

The power is identified as

$$\mathcal{P} = \dot{\mathcal{W}} = \left\langle \frac{\partial \hat{\mathbf{H}}}{\partial t} \right\rangle .$$

The heat exchange rate becomes

$$\frac{d}{dt}\mathcal{Q} = \left\langle \mathcal{L}_D^*(\hat{\mathbf{H}}) \right\rangle .$$

The analysis of the Otto cycle benefits from the simplification that power is produced or consumed only on the *adiabats* and heat transfer takes place only on the *isochores*.

The thermodynamic state of a system is fully determined by the thermodynamical variables. Statistical thermodynamics adds the prescription that the state is determined by the maximum entropy condition subject to the constraints set by the thermodynamical observables [49–51]. Maximizing the von Neumann entropy [36]

$$S_{VN} = -k_B \text{Tr}\{\hat{\rho} \ln(\hat{\rho})\} \quad (12)$$

subject to the energy constraint leads to thermal equilibrium [51],

$$\hat{\rho}_{eq} = \frac{1}{Z} e^{-\frac{\hat{\mathbf{H}}}{k_B T}} \quad (13)$$

where  $k_B$  is Boltzmann constant and  $Z = \text{Tr}\{e^{-\frac{\hat{\mathbf{H}}}{k_B T}}\}$  is the partition function.

The state of the working medium in general is not in thermal equilibrium. In order to generalize the canonical form (13) additional observables are required to define the state of the system. The maximum entropy state subject to this set of observables [52, 53]  $\langle \hat{\mathbf{X}}_j \rangle = \text{tr}\{\hat{\mathbf{X}}_j \hat{\rho}\}$  becomes

$$\hat{\rho} = \frac{1}{Z} \exp \left( \sum_j \beta_j \hat{\mathbf{X}}_j \right) , \quad (14)$$

where  $\beta_j$  are Lagrange multipliers. The generalized canonical form of (14) is meaningful only if the state can be cast in the canonical form during the entire cycle of the engine leading to  $\beta_j = \beta_j(t)$ . This requirement is called canonical invariance [54]. It implies that if an initial state belongs to the canonical class of states, it will remain in this class throughout the cycle.

A necessary condition for canonical invariance is that the set of operators  $\hat{\mathbf{X}}$  in (14) is closed under the dynamics generated by the equation of motion. If this condition is

satisfied, then the state of the system can be reconstructed from a small number of quantum observables  $\langle \hat{\mathbf{X}}_j \rangle(t)$ . These become the thermodynamical observables since they define the state under the maximum entropy principle.

The condition for canonical invariance on the unitary part of the evolution taking place on the *adiabats* is as follows: If the Hamiltonian is a linear combination of the operators in the set  $\hat{\mathbf{H}}(t) = \sum_m h_m \hat{\mathbf{X}}_m$  ( $h_m(t)$  are expansion coefficients), and the set forms a closed Lie algebra  $[\hat{\mathbf{X}}_j, \hat{\mathbf{X}}_k] = \sum_l C_l^{jk} \hat{\mathbf{X}}_l$  (where  $C_l^{jk}$  is the structure factor of the Lie algebra), then the set  $\hat{\mathbf{X}}$  is closed under the evolution [55].

For a closed Lie algebra the state Eq. (14) can be always written in a product form:

$$\hat{\rho} = \prod_k e^{\lambda_k \hat{\mathbf{X}}_k}, \quad (15)$$

where there is a one to one relation between  $\lambda$  and  $\beta$  depending on the order of the product form. Using the product form  $\frac{d}{dt} \hat{\rho} \hat{\rho}^{-1}$  becomes a linear combination of the operator algebra. This is also true for the r.h.s  $[\hat{\mathbf{H}}, \hat{\rho}] \hat{\rho}^{-1}$  which also becomes a linear combination of the operator algebra. Comparing both sides of the equation of motion one obtains a set of coupled differential equations for the coefficients  $\lambda_k$ . Their solution garranties canonical invariance prevails [52].

For the harmonic Otto cycle the set of the operators  $\hat{\mathbf{P}}^2$ ,  $\hat{\mathbf{Q}}^2$  and  $\hat{\mathbf{D}} = \frac{1}{2}(\hat{\mathbf{Q}}\hat{\mathbf{P}} + \hat{\mathbf{P}}\hat{\mathbf{Q}})$  form a closed Lie algebra. Since the Hamiltonian is a linear combination of the two first operators of the set ( $\hat{\mathbf{P}}^2$  and  $\hat{\mathbf{Q}}^2$ ), canonical invariance will prevail on the adiabatic segments.

On the *isochores* the set of operators has to be closed also to the operation of  $\mathcal{L}_D$ . The set  $\hat{\mathbf{P}}^2$ ,  $\hat{\mathbf{Q}}^2$  and  $\hat{\mathbf{D}}$  is closed to  $\mathcal{L}_D$  defined by (9). For canonical invariance of  $\hat{\rho}$ ,  $\mathcal{L}_D \hat{\rho} \hat{\rho}^{-1}$  should also be a linear combination of operators in the algebra. For the harmonic working medium and  $\mathcal{L}_D$  defined in (9) this condition is fulfilled. As a result canonical invariance with the set of operators  $\hat{\mathbf{P}}^2$ ,  $\hat{\mathbf{Q}}^2$  and  $\hat{\mathbf{D}} = \frac{1}{2}(\hat{\mathbf{Q}}\hat{\mathbf{P}} + \hat{\mathbf{P}}\hat{\mathbf{Q}})$  takes place for the whole cycle. [24].

The significance of canonical invariance is that a solution of the operator dynamics allows to reconstruct the state of the working medium during the whole cycle. As a result all dynamical quantities become functions of a very limited set of thermodynamic quantum observables  $\langle \hat{\mathbf{X}}_j \rangle$ . The choice of a set of operators  $\{\hat{\mathbf{X}}_j\}$  should reflect the most essential thermodynamical variables. The operator algebra forms a vector space with the scalar product  $(\hat{\mathbf{X}}_j \cdot \hat{\mathbf{X}}_k) = Tr\{\hat{\mathbf{X}}_j^\dagger \hat{\mathbf{X}}_k\}$ . This vector space will be used to describe the state  $\hat{\rho}$  and

define the cycle propagators  $\mathcal{U}_l$ . This description is a significant reduction in the dimension of the propagator  $\mathcal{U}$  from  $N^2$  where  $N$  is the size of Hilbert space to  $M$  the size of the operator algebra.

Explicitly, for the harmonic oscillator, variables with thermodynamical significance are chosen. These variables are time dependent and describe the current state of the working medium.

- The Hamiltonian  $\hat{\mathbf{H}}(t) = \frac{1}{2m}\hat{\mathbf{P}}^2 + \frac{1}{2}m\omega(t)^2\hat{\mathbf{Q}}^2$ .
- The Lagrangian  $\hat{\mathbf{L}}(t) = \frac{1}{2m}\hat{\mathbf{P}}^2 - \frac{1}{2}m\omega(t)^2\hat{\mathbf{Q}}^2$ .
- The position momentum correlation  $\hat{\mathbf{C}}(t) = \frac{1}{2}\omega(t)(\hat{\mathbf{Q}}\hat{\mathbf{P}} + \hat{\mathbf{P}}\hat{\mathbf{Q}}) = \omega(t)\hat{\mathbf{D}}$ .

These operators are linear combinations of the same Lie algebra as  $\hat{\mathbf{Q}}^2$ ,  $\hat{\mathbf{P}}^2$  and  $\hat{\mathbf{D}}$ . A typical cycle in terms of these variables, is shown in Fig. 2.

In the algebra of operators a special place can be attributed to the Casimir operator  $\hat{\mathbf{G}}$ . This Casimir commutes with all the operators in the algebra [56, 57]:

$$\hat{\mathbf{G}} = \frac{\hat{\mathbf{H}}^2 - \hat{\mathbf{L}}^2 - \hat{\mathbf{C}}^2}{\hbar^2\omega^2} = \frac{-(\hat{\mathbf{P}}\hat{\mathbf{Q}} + \hat{\mathbf{Q}}\hat{\mathbf{P}})^2 + 2\hat{\mathbf{P}}\hat{\mathbf{P}}\hat{\mathbf{Q}}\hat{\mathbf{Q}} + 2\hat{\mathbf{Q}}\hat{\mathbf{Q}}\hat{\mathbf{P}}\hat{\mathbf{P}}}{4\hbar^2} \quad (16)$$

As a result  $\hat{\mathbf{G}}$  is constant under the evolution of the unitary segments generated by  $\hat{\mathbf{H}}$ . The Casimir for the harmonic oscillator is positive with a minimum value determined by the uncertainty relation:  $\langle\hat{\mathbf{G}}\rangle \geq \frac{1}{4}$  [58].

An important quantum feature is coherence. The coherence is characterised by the deviation of the state of the system from being diagonal in energy [59, 60], it can be defined as:

$$\mathcal{Co} = \frac{1}{\hbar\omega} \sqrt{\langle\hat{\mathbf{L}}^2\rangle + \langle\hat{\mathbf{C}}^2\rangle} \quad (17)$$

From Eq. (16) we can deduce that increasing coherence has a cost in energy.

For the closed algebra of operators the canonical state of the system  $\hat{\rho}$  can be cast into the product form [24, 61]. This state  $\hat{\rho}$  is defined by the parameters  $\beta$ ,  $\gamma$  and  $\gamma^*$ :

$$\hat{\rho} = \frac{1}{Z} e^{\gamma\hat{\mathbf{a}}^2} e^{-\beta\hat{\mathbf{H}}} e^{\gamma^*\hat{\mathbf{a}}^{\dagger 2}} \quad (18)$$

where  $\hat{\mathbf{H}} = \frac{\hbar\omega}{2}(\hat{\mathbf{a}}\hat{\mathbf{a}}^\dagger + \hat{\mathbf{a}}^\dagger\hat{\mathbf{a}})$ ,  $\hat{\mathbf{C}} = -i\frac{\hbar\omega}{2}(\hat{\mathbf{a}}^2 - \hat{\mathbf{a}}^{\dagger 2})$ ,  $\hat{\mathbf{L}} = -\frac{\hbar\omega}{2}(\hat{\mathbf{a}}^2 + \hat{\mathbf{a}}^{\dagger 2})$  and

$$Z = \frac{e^{\frac{\beta\hbar\omega}{2}}}{(e^{\beta\hbar\omega} - 1)\sqrt{1 - \frac{4\gamma\gamma^*}{(e^{\beta\hbar\omega} - 1)^2}}} \quad (19)$$

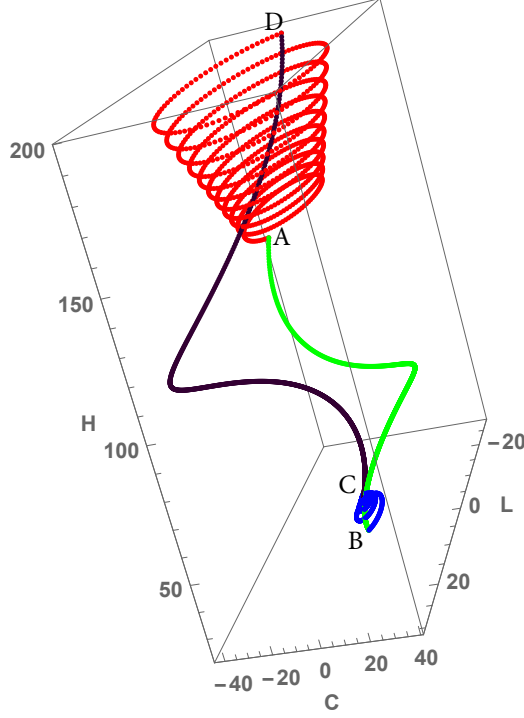


FIG. 2: Otto refrigeration cycle displayed in the thermodynamical variables  $\hat{\mathbf{H}}, \hat{\mathbf{L}}, \hat{\mathbf{C}}$ . When the working medium is in contact with a hot bath, the system exhausts heat and equilibrates, spiralling downward from a high  $\langle \hat{\mathbf{H}} \rangle$  (energy) value and towards zero correlation  $\langle \hat{\mathbf{C}} \rangle$  and Lagrangian  $\langle \hat{\mathbf{L}} \rangle$ , i.e. towards thermal equilibrium. The hot *ishochore* is marked by the red dotted line  $A \rightarrow D$ . On the expansion *adiabat* the system spirals downwards, losing energy as it cools down, marked by the green line  $D \rightarrow C$ . It then spirals upwards (blue line), gaining energy from the cold bath  $C \rightarrow B$ . In addition spiralling towards zero  $\langle \hat{\mathbf{C}} \rangle$  and  $\langle \hat{\mathbf{L}} \rangle$ . Then the compression *adiabat* (black line) takes it back to the top of the hot (red) spiral  $B \rightarrow A$ .

From (18) the expectations of  $\hat{\mathbf{H}}$  and  $\hat{\mathbf{a}}^2$  are extracted leading to

$$\langle \hat{\mathbf{H}} \rangle = \frac{\hbar\omega(e^{2\beta\hbar\omega} - 4\gamma\gamma^* - 1)}{2((e^{\beta\hbar\omega} - 1)^2 - 4\gamma\gamma^*)} \text{ and } \langle \hat{\mathbf{a}}^2 \rangle = \frac{2\gamma^*}{(e^{\beta\hbar\omega} - 1)^2 - 4\gamma\gamma^*} . \quad (20)$$

Equation (20) can be inverted leading to

$$\gamma = \frac{\frac{\hbar\omega}{2}(\langle \hat{\mathbf{L}} \rangle + i\langle \hat{\mathbf{C}} \rangle)}{\langle \hat{\mathbf{L}} \rangle^2 + \langle \hat{\mathbf{C}} \rangle^2 - (\frac{\hbar\omega}{2} - \langle \hat{\mathbf{H}} \rangle)^2} \quad (21)$$

and the inverse temperature  $\beta$ :

$$e^{\beta\hbar\omega} = \frac{\langle\hat{\mathbf{L}}\rangle^2 + \langle\hat{\mathbf{C}}\rangle^2 - \langle\hat{\mathbf{H}}\rangle^2 + \frac{\hbar^2\omega^2}{4}}{\langle\hat{\mathbf{L}}\rangle^2 + \langle\hat{\mathbf{C}}\rangle^2 - \left(\frac{\hbar\omega}{2} - \langle\hat{\mathbf{H}}\rangle\right)^2} . \quad (22)$$

Equations (21) and (22) relate the state of the system  $\hat{\rho}$  (by equation (18)) to the thermodynamical observables  $\langle\hat{\mathbf{H}}\rangle$ ,  $\langle\hat{\mathbf{L}}\rangle$  and  $\langle\hat{\mathbf{C}}\rangle$ .

The generalized canonical state of the system Eq. (18) is equivalent to a squeezed thermal state [62]:

$$\hat{\rho} = \hat{\mathbf{S}}(\gamma) \frac{1}{Z} e^{-\beta\hat{\mathbf{H}}} \hat{\mathbf{S}}^\dagger(\gamma) , \quad (23)$$

with the squeezing operator  $\hat{\mathbf{S}}(\gamma) = \exp(\frac{1}{2}(\gamma^*\hat{a}^2 - \gamma\hat{a}^{\dagger 2}))$ . This state is an example of a generalized Gibbs state subject to non-commuting constraints [63, 64]. Fig. 1 shows examples of such states which all have a Gaussian shape in phase space.

### A. Entropy balance

In thermodynamics the entropy  $\mathcal{S}$  is a state variable. Shannon introduced entropy as a measure of missing information required to define a probability distribution  $\mathbf{p}$  [65]. The information entropy can be applied to a complete quantum measurement of an observable represented by the operator  $\hat{\mathbf{O}}$  with possible outcomes  $p_j$ :

$$\mathcal{S}_{\hat{\mathbf{O}}} = -k_B \sum_j p_j \ln p_j , \quad (24)$$

where  $p_j = \text{Tr}\{\hat{\mathbf{P}}_j \hat{\rho}\}$ . The projections  $\hat{\mathbf{P}}_j$  are defined using the spectral decomposition theorem  $\hat{\mathbf{O}} = \sum_j \lambda_j \hat{\mathbf{P}}_j$ , where  $\lambda_j$  are the eigenvalues of the operator  $\hat{\mathbf{O}}$ .  $\mathcal{S}_{\hat{\mathbf{O}}}$  is then the measure of information gain obtained by the measurement.

The von Neumann entropy [36] is equivalent to the minimum entropy  $\mathcal{S}_{\hat{\mathbf{Y}}_n}$  associated with a complete measurement of the state  $\hat{\rho}$ , by the observable  $\hat{\mathbf{Y}}_n$  where the set of operators  $\hat{\mathbf{Y}}_n$  includes all possible non degenerate operators in Hilbert space. The operator that minimizes the entropy commutes with the state  $[\hat{\rho}, \hat{\mathbf{Y}}_{min}] = 0$ . This leads to a common set of projectors of  $\hat{\mathbf{Y}}_{min}$  and  $\hat{\rho}$ , therefore  $\mathcal{S}_{VN} = -\text{tr}\{\hat{\rho} \ln \hat{\rho}\}$  which is a function of the state only. Obviously  $\mathcal{S}_{VN} \leq \mathcal{S}_{\hat{\mathbf{O}}}$ . This provides the interpretation that  $\mathcal{S}_{VN}$  is the minimum information required to completely specify the state  $\hat{\rho}$ .

The primary thermodynamic variable for the heat engine is energy. The entropy associated with the measurement of energy  $\mathcal{S}_E = \mathcal{S}_{\hat{\mathbf{H}}}$  in general differs from the von Neumann entropy  $\mathcal{S}_E \geq \mathcal{S}_{VN}$ . Only when  $\hat{\rho}$  is diagonal in the energy representation, such as in thermal equilibrium (13),  $\mathcal{S}_E = \mathcal{S}_{VN}$ .

The relative entropy between the state and its diagonal representation in the energy eigenfunctions is an alternative measure of coherence [66]:

$$D(\hat{\rho}||\hat{\rho}_{ed}) = Tr\{\hat{\rho}(\ln \hat{\rho} - \ln \hat{\rho}_{ed})\} \quad (25)$$

where  $\hat{\rho}_{ed}$  is the state composed from the energy projections which has the same populations of the energy levels as state  $\hat{\rho}$ . The conditional distance  $D(\hat{\rho}||\hat{\rho}_{ed})$  is equivalent to the difference between the energy entropy  $\mathcal{S}_E$  and the von Neumann entropy  $\mathcal{S}_{VN}$ :  $D(\hat{\rho}||\hat{\rho}_{ed}) = \mathcal{S}_E - \mathcal{S}_{VN} \geq 0$ .

The von Neumann entropy is invariant under unitary evolution [52]. This is the result of the property of unitary transformations where the set of eigenvalues of  $\hat{\rho}' = \hat{\mathbf{U}}\hat{\rho}\hat{\mathbf{U}}^\dagger$  is equal to the set of eigenvalues of  $\hat{\rho}$ . Since the von Neumann entropy  $\mathcal{S}_{VN}$  is a functional of the eigenvalues of  $\hat{\rho}$  it becomes invariant to any unitary transformation.

When the unitary transformation is generated by members of the Lie algebra the Casimir is invariant. The von Neumann entropy of the generalized Gibbs state (18) is a function of the Casimir  $\langle \hat{\mathbf{G}} \rangle$  [67] so that in this case it too becomes constant:

$$\mathcal{S}_{VN} = \ln \left( \sqrt{\langle \hat{\mathbf{G}} \rangle - \frac{1}{4}} \right) + \sqrt{\langle \hat{\mathbf{G}} \rangle} \operatorname{asinh} \left( \frac{\sqrt{\langle \hat{\mathbf{G}} \rangle}}{\langle \hat{\mathbf{G}} \rangle - \frac{1}{4}} \right) \quad (26)$$

An alternative expression for the  $\mathcal{S}_{VN}$  entropy is calculated from the covariance matrix of Gaussian canonical states [68, 69]:

$$\mathcal{S}_{VN} = \frac{\nu+1}{2} \ln\left(\frac{\nu+1}{2}\right) - \frac{\nu-1}{2} \ln\left(\frac{\nu-1}{2}\right) \quad (27)$$

where  $\nu = \frac{2}{\hbar} \sqrt{\sigma}$  and

$$\sigma = \begin{vmatrix} \sigma_{pp} & \sigma_{pq} \\ \sigma_{qp} & \sigma_{qq} \end{vmatrix}$$

The energy entropy  $\mathcal{S}_E$  of the oscillator (not in equilibrium) is found to be equivalent to the entropy of an oscillator in thermal equilibrium with the same energy expectation value:

$$\mathcal{S}_E = \frac{1}{\hbar\omega} \left( \langle \hat{\mathbf{H}} \rangle + \frac{\hbar\omega}{2} \right) \ln \left( \frac{\langle \hat{\mathbf{H}} \rangle + \frac{\hbar\omega}{2}}{\langle \hat{\mathbf{H}} \rangle - \frac{\hbar\omega}{2}} \right) - \ln \left( \frac{\hbar\omega}{\langle \hat{\mathbf{H}} \rangle - \frac{\hbar\omega}{2}} \right) . \quad (28)$$



$\mathcal{S}_E$  in (28) is completely determined by the energy expectation  $E = \langle \hat{\mathbf{H}} \rangle$ . As an extreme example, for a squeezed pure state  $\mathcal{S}_{VN} = 0$  and  $\mathcal{S}_E \geq 0$ .

In a macroscopic working medium, the internal temperature can be defined from the entropy and energy variables  $1/T_{int} = (\partial \mathcal{S} / \partial E)_V$  at constant volume. For the quantum Otto cycle,  $\mathcal{S}_E$  is used to define the inverse internal temperature  $1/T_{int} = (\partial \mathcal{S}_E / \partial E)_\omega$ .  $T_{int}$  is a generalized temperature appropriate for non equilibrium density operators  $\hat{\rho}$ . Using this definition the internal temperature  $T_{int}$  of the oscillator working medium can be calculated implicitly from the energy expectation:

$$E = \frac{1}{2} \hbar \omega \coth \left( \frac{\hbar \omega}{2 k_B T_{int}} \right) , \quad (29)$$

which is identical to the equilibrium relation between temperature and energy in the harmonic oscillator. This temperature defines the work required to generate the coherence:  $\mathcal{W}_c = k_B T_{int} (\mathcal{S}_E - \mathcal{S}_{VN})$  [37].

#### IV. THE DYNAMICS OF THE QUANTUM OTTO CYCLE

A quantum heat engine is a dynamical system subject to the tradeoff between efficiency and power. The dynamics of the reciprocating Otto cycle can be partitioned to the four strokes and later combined to generate the full cycle. Each of the segments influences the final performance: power extraction or refrigeration. The performance of the cycle can be optimized with respect to efficiency and power. Each segment can be optimized separately and finally a global optimization is performed. The first step is to describe in detail the dynamics of each segment.

##### A. Heisenberg dynamics of thermalisation on the *Isochores*

The task of the *isochores* is to extract and reject heat from thermal reservoirs. The dynamics of the working medium is dominated by an approach to thermal equilibrium. In the Otto cycle the Hamiltonian  $\hat{\mathbf{H}}$  is constant ( $\omega = \omega_{h/c}$  is constant). The Heisenberg equations of motion generating the dynamics for an operator  $\hat{\mathbf{X}}$  become:

$$\frac{d}{dt} \hat{\mathbf{X}} = \frac{i}{\hbar} [\hat{\mathbf{H}}, \hat{\mathbf{X}}] + k_\downarrow (\hat{\mathbf{a}}^\dagger \hat{\mathbf{X}} \hat{\mathbf{a}} - \frac{1}{2} \{ \hat{\mathbf{a}}^\dagger \hat{\mathbf{a}}, \hat{\mathbf{X}} \}) + k_\uparrow (\hat{\mathbf{a}} \hat{\mathbf{X}} \hat{\mathbf{a}}^\dagger - \frac{1}{2} \{ \hat{\mathbf{a}} \hat{\mathbf{a}}^\dagger, \hat{\mathbf{X}} \}) \quad (30)$$

Equation (30) is the analogue of (8) and (9) in the Schrödinger frame.

For the dynamical set of observables, the equations of motion become:

$$\frac{d}{dt} \begin{pmatrix} \hat{\mathbf{H}} \\ \hat{\mathbf{L}} \\ \hat{\mathbf{C}} \\ \hat{\mathbf{I}} \end{pmatrix} (t) = \begin{pmatrix} -\Gamma & 0 & 0 & \Gamma \langle \hat{\mathbf{H}} \rangle_{eq} \\ 0 & -\Gamma & -2\omega & 0 \\ 0 & 2\omega & -\Gamma & 0 \\ 0 & 0 & 0 & 0 \end{pmatrix} \begin{pmatrix} \hat{\mathbf{H}} \\ \hat{\mathbf{L}} \\ \hat{\mathbf{C}} \\ \hat{\mathbf{I}} \end{pmatrix} (t) \quad (31)$$

where  $\Gamma = k_{\downarrow} - k_{\uparrow}$  is the heat conductance and  $k_{\uparrow}/k_{\downarrow} = e^{-\hbar\omega/k_B T}$  obeys detailed balance where  $\omega = \omega_{h/c}$  and  $T = T_{h/c}$  are defined for the hot or cold bath, respectively. From (11) the heat current can be identified as:

$$\dot{\mathcal{Q}} = -\Gamma(\langle \hat{\mathbf{H}} \rangle - \langle \hat{\mathbf{H}} \rangle_{eq}) = \Gamma \frac{\hbar\omega}{2} \left( \coth\left(\frac{\hbar\omega}{2k_B T_B}\right) - \coth\left(\frac{\hbar\omega}{2k_B T_{int}}\right) \right) . \quad (32)$$

where  $T_B$  is the bath temperature. In the high temperature limit the heat transport law becomes Newtonian [22]:  $\dot{\mathcal{Q}} = \Gamma(k_B T_B - K_B T_{int})$ .

The solution of *isochore* dynamics (31) generates the propagator defined on the vector space of the observables  $\hat{\mathbf{H}}, \hat{\mathbf{L}}, \hat{\mathbf{C}}, \hat{\mathbf{I}}$ : The propagator on the *isochore* has the form [67, 70]:

$$\mathcal{U}_{h/c} = \begin{pmatrix} R & 0 & 0 & H_{eq}(1-R) \\ 0 & Rc & -Rs & 0 \\ 0 & Rs & Rc & 0 \\ 0 & 0 & 0 & 1 \end{pmatrix} \quad (33)$$

where  $R = e^{-\Gamma t}$ ,  $c = \cos(2\omega t)$ ,  $s = \sin(2\omega t)$  and  $H_{eq} = \frac{\hbar\omega}{e^{\frac{\hbar\omega}{k_B T}} - 1}$ . It is important to notice that the propagator on the *isochores* does not generate coherence from energy  $\hat{\mathbf{H}}$ . The coherence Eq. (17) is a function of the expectations of  $\hat{\mathbf{L}}, \hat{\mathbf{C}}$  which are not coupled to  $\hat{\mathbf{H}}$ .

## B. The dynamics on the *adiabats* and quantum friction

The dynamics on the *adiabats* is generated by a time dependent Hamiltonian. The task is to change the energy scale of the working medium from one bath to the other. The oscillator frequency changes from  $\omega_h$  to  $\omega_c$  on the power expansion segment and from  $\omega_c$  to  $\omega_h$  on the compression segment. The Hamiltonian which is explicitly time dependent does not commute with itself at different times  $[\hat{\mathbf{H}}(t), \hat{\mathbf{H}}(t')] \neq 0$ . As a result coherence is generated with an extra cost in energy.

The Heisenberg equations of motion (10) for the dynamical set of operators are expressed as [67, 70]:

$$\frac{d}{dt} \begin{pmatrix} \hat{\mathbf{H}} \\ \hat{\mathbf{L}} \\ \hat{\mathbf{C}} \\ \hat{\mathbf{I}} \end{pmatrix} (t) = \omega(t) \begin{pmatrix} \mu & -\mu & 0 & 0 \\ -\mu & \mu & -2 & 0 \\ 0 & 2 & \mu & 0 \\ 0 & 0 & 0 & 0 \end{pmatrix} \begin{pmatrix} \hat{\mathbf{H}} \\ \hat{\mathbf{L}} \\ \hat{\mathbf{C}} \\ \hat{\mathbf{I}} \end{pmatrix} (t) . \quad (34)$$

where  $\mu = \frac{\dot{\omega}}{\omega^2}$  is a dimensionless adiabatic parameter. In general all operators in (34) are dynamically coupled. This coupling is characterized by the nonadiabatic parameter  $\mu$ . When  $\mu \rightarrow 0$  the energy decouples from the coherence and the cycle can be characterised by  $p_n$  the probability of occupation of energy level  $\epsilon_n$ .

Power is obtained from the first law (11) as:

$$\mathcal{P} = \mu\omega \left( \langle \hat{\mathbf{H}} \rangle - \langle \hat{\mathbf{L}} \rangle \right) . \quad (35)$$

Power on the *adiabats* (35) can be decomposed to the "useful" external power  $\mathcal{P}_{ex} = \mu\omega \langle \hat{\mathbf{H}} \rangle$  and to the power invested to counter friction  $\mathcal{P}_f = -\mu\omega \langle \hat{\mathbf{L}} \rangle$ . Under adiabatic conditions  $\mu \rightarrow 0$ ,  $\langle \hat{\mathbf{L}} \rangle = 0$  since no coherence is generated, therefore  $\mathcal{P}_f = 0$ . Generating coherence consumes power when the initial state is diagonal in energy  $[\hat{\rho}, \hat{\mathbf{H}}] = 0$  [71].

Insight on the adiabatic dynamics can be obtained from the closed form solution of the dynamics when the non-adiabatic parameter  $\mu = \frac{\dot{\omega}}{\omega^2}$  is constant. This leads to the explicit time dependence of the control frequency  $\omega$ :  $\omega(t) = \frac{\omega(0)}{1-\mu\omega(0)t}$ . Under these conditions the matrix in Eq. (34) becomes stationary. This allows a closed form solution to be obtained by diagonalizing the matrix. Under these conditions the adiabatic propagator  $\mathcal{U}_a$  has the form:

$$\mathcal{U}_a = \frac{\omega(t)}{\omega(0)} \frac{1}{\Omega^2} \begin{pmatrix} 4 - \mu^2 c & -\mu\Omega s & -2\mu(c-1) & 0 \\ -\mu\Omega s & \Omega^2 c & -2\Omega s & 0 \\ 2\mu(c-1) & 2\Omega s & 4c - \mu^2 & 0 \\ 0 & 0 & 0 & 1 \end{pmatrix} \quad (36)$$

where  $\Omega = \sqrt{4 - \mu^2}$  and  $c = \cos(\Omega\theta(t))$ ,  $s = \sin(\Omega\theta(t))$  and  $\theta(t) = -\frac{1}{\mu} \log(\frac{\omega(t)}{\omega(0)})$  [67]. For  $|\mu| < 2$  the solutions are oscillatory. For  $|\mu| > 2$  the sin and cos functions become sinh and cosh. More on the transition point from damped to over-damped dynamics is presented in section IV E.

The difference between the expansion *adiabats*  $\mathcal{U}_{hc}$  and compression *adiabats*  $\mathcal{U}_{hc}$  is in the sign of  $\mu$  and the ratio  $\omega(t)/\omega(0)$ . The propagator  $\mathcal{U}_a$  can be viewed as a product of

a changing energy scale by the factor  $\frac{\omega(t)}{\omega(0)}$  and a propagation in a moving frame generated by a constant matrix. The fraction of additional work on the *adiabats* with respect to the *adiabtic* solution is causing extra energy invested in the woking medium which is defined as:

$$\delta_f = \frac{\omega_i}{\omega_f} (\mathcal{U}_a(1, 1) - \frac{\omega_f}{\omega_i}) \quad (37)$$

For the case of  $\mu$  constant:

$$\delta_f = \frac{2\mu^2 \sin(\frac{\theta\Omega}{2})^2}{4 - \mu^2} \quad (38)$$

and  $\delta_f \geq 0$

A different approach to the deviation from adiabatic behaviour has been based on a general propagator for Gaussian wavefunctions of the form [72]:

$$\psi(x, t) = \exp \left( \frac{i}{2\hbar} (a(t)x^2 + b(t)x + c(t)) \right) \quad (39)$$

$a(t)$  can be mapped to a time dependent classical harmonic oscillator:  $a(t) = M\dot{X}/X$ , where:

$$m \frac{d^2}{dt^2} X + \omega(t)^2 X = 0 \quad (40)$$

The local adiabatic parameter is defined as:

$$Q^*(t) = \frac{1}{2\omega_i\omega_f} \left( \omega_i^2(\omega_f^2 X(t)^2 + \dot{X}(t)^2) + (\omega_f^2 Y(t)^2 + \dot{Y}(t)^2) \right) \quad (41)$$

where  $X(t)$  and  $Y(t)$  are solution of Eq. (40) with the boundary conditions  $X(0) = 0$ ,  $\dot{X}(0) = 1$  and  $Y(0) = 1$ ,  $\dot{Y}(0) = 0$ . For a constant frequency  $Q^* = 1$ . In general the expectation value of the energy at the end of the *adiabats* becomes:

$$\langle \hat{\mathbf{H}} \rangle_f = \frac{\omega_f}{\omega_i} Q^* \langle \hat{\mathbf{H}} \rangle_i \quad (42)$$

where  $i/f$  correspond to the beginning and end of the stroke. In general  $Q^*(t)$  can be obtained directly from the solution of Eq. (40).  $Q^*(t)$  is related to  $\delta_f$  by:  $Q^*(t) = 1 + \delta_f$ . For the case of  $\mu$  constant  $Q^*(t)$  can be obtained from Eq. (38).

The general dynamics described in Eq. (36) mixes energy and coherence. As can be inferred from the Casimir Eq. (16), generating coherence costs energy. This extra cost gets dissipated on the *isochores* and is termed quantum friction [37, 73]. The energy cost scales as  $\mu^2$  therefore slow operation i.e.  $|\mu| \ll 1$  will eliminate this cost, the drawback is large cycle times and low power. Further analysis of Eq. (36) shows a surprising result. Coherence

can be generated and consumed resulting in periodic solutions in which the propagator becomes diagonal. As a result mixing between energy and coherence is eliminated. These solutions appear when  $\cos(\Omega\theta(\tau_a)) = 1$  where  $\tau_a$  is the expansion or compression stroke time allocation. These periodic solutions can be characterised by a quantization relation [67].

$$\mu^* = -\frac{2\log(\mathcal{C})}{\sqrt{4\pi^2 l^2 + \log(\mathcal{C})^2}} \quad (43)$$

where  $\mathcal{C} = \frac{\omega_c}{\omega_h}$  is the engines compression ratio, and  $l$  the quantization number  $l = 1, 2, 3, \dots$ , accompanied by the time allocation  $\tau_{hc}^*$ :

$$\tau_{hc}^* = \frac{1 - \mathcal{C}}{\mu^* \omega_c} \quad (44)$$

A frictionless solution with the shortest time is obtained for  $l = 1$  and it scales as  $\tau_{hc} \propto 1/\omega_c$ .

This observation raises the question: Are there additional frictionless solutions in finite time? What is the shortest time that can achieve this goal?

The general solution of the dynamics depends on an explicit dependence of  $\omega(t)$  on time.  $\omega(t)$  can be used as a control function to optimise the performance obtaining a state  $\hat{\rho}$  diagonal in energy at the interface with the *isochores*. Such a solution will generate a frictionless performance. Operating at effective adiabatic conditions has been termed *shortcut to adiabaticity* [74–78].

The search for frictionless solutions has led to two main directions: The first is based on a time dependent invariant operator  $\hat{\mathbf{I}}(t)$  [78]:

$$\frac{d}{dt}\hat{\mathbf{I}}(t) = \frac{\partial}{\partial t}I(t) + \frac{i}{\hbar}[\hat{\mathbf{H}}(t), \hat{\mathbf{I}}(t)] = 0 \quad (45)$$

For the harmonic oscillator the invariant is [74]:

$$\hat{\mathbf{I}}(t) = \frac{1}{2} \left( \frac{1}{b^2} \hat{\mathbf{Q}}^2 m \omega_0^2 + \frac{1}{m} \hat{\pi}^2 \right) \quad (46)$$

where  $\hat{\pi} = b\hat{\mathbf{P}} - m\dot{b}\hat{\mathbf{Q}}$ . The invariant must satisfy  $[\hat{\mathbf{H}}, \hat{\mathbf{I}}] = 0$  for the initial  $\tau_i$  and final  $\tau_f$  times then at these times the eigenstates of the invariant at the initial and final time of the *adiabat* are identical to those of the Hamiltonian [79, 80]. This is obtained if  $b(0) = 1$  and  $\dot{b}(0) = 0$ ,  $\ddot{b}(0) = 0$ , as well as  $b(\tau_f) = \sqrt{\omega_0/\omega_f}$  and  $\dot{b}(\tau_f) = 0$ ,  $\ddot{b}(\tau_f) = 0$ . In addition the function  $b(t)$  satisfies the Ermakov equation:

$$\ddot{b} + \omega(t)^2 b = \omega_0^2 / b^3 \quad (47)$$

The instantaneous frequency becomes:  $\omega(t) = \omega_0/b^2$ . There are many solutions to the Ermakov equation and additional constraints have to be added. For example that the frequency at all times is real and positive. These equations can be used to search for fast frictionless solutions. To obtain a minimal time  $\tau_a$  some constraints have to be imposed. For example, limiting the average energy stored in the oscillator. In this case  $\tau_{hc}$  scales as:  $\tau_{hc}^* \propto 1/\sqrt{\omega_c}$  [76]. Other constraints on  $\omega(t)$  have been explored. For example the use of imaginary frequency corresponding to an inverted harmonic potential. These schemes allow faster times on the *adiabat* [76, 81, 82]. If the peak energy is constrained  $\tau_{hc}$  scales logarithmically with  $1/\omega_c$  but if the average energy is constrained then the scaling becomes  $\tau_{hc}^* \propto 1/\sqrt{\omega_c}$ .

The second approach to obtain frictionless solutions is based on optimal control theory: Finding the fastest frictionless solution where the control function is  $\omega(t)$  [67, 82–88]. Optimal control theory reveals that the problem of minimizing time is linear in the control which is proportional to  $\omega(t)$  [67]. As a result the optimal control solution depends on the constraints  $\omega_{max}$  and  $\omega_{min}$ . If these are set as  $\omega_{max} = \omega_h$  and  $\omega_{min} = \omega_c$  then the optimal time scales as  $\tau_a^* \propto \frac{1}{(\sqrt{\omega_c}\sqrt{\omega_h})}$ . Other constraints will lead to faster times but their energetic cost will diverge. This scaling is consistent considering the cost of the counter-adiabatic terms in frictionless solutions leading to the same scaling [89].

The optimal solution can be understood using a geometrical description [84]. The derivative of the change of  $\langle \hat{\mathbf{Q}}^2 \rangle$  with respect to the change in  $\langle \hat{\mathbf{P}}^2 \rangle$  becomes:

$$\frac{d\langle \hat{\mathbf{Q}}^2 \rangle}{d\langle \hat{\mathbf{P}}^2 \rangle} = -\omega^2(t) \equiv v \quad (48)$$

The time allocated to the change  $\tau$  becomes:

$$\tau = \int_{\langle \hat{\mathbf{P}}^2 \rangle_i}^{\langle \hat{\mathbf{P}}^2 \rangle_f} \frac{d\langle \hat{\mathbf{P}}^2 \rangle}{\sqrt{\langle \hat{\mathbf{P}}^2 \rangle \langle \hat{\mathbf{Q}}^2 \rangle - \langle \hat{\mathbf{G}} \rangle}} \quad (49)$$

where  $\hat{\mathbf{G}}$  is the Casimir defined in Eq. (16). In addition the control  $v$  is constrained by  $\omega_c^2 \leq v \leq \omega_h^2$ . The initial and final  $\langle \hat{\mathbf{P}}^2 \rangle_{i/f} = mE_{i/f}$  since the initial and final  $\langle \hat{\mathbf{L}} \rangle$  and  $\langle \hat{\mathbf{C}} \rangle$  are zero. The minimum time is obtained by maximizing the product  $\langle \hat{\mathbf{P}}^2 \rangle \langle \hat{\mathbf{Q}}^2 \rangle$  along the trajectory. The minimum time optimization leads to a bang-bang solution where the frequency is switched instantly from  $\omega_h$  to  $\omega_c$  as in the sudden limit Eq. (56) is followed by a waiting period then switched back to  $\omega_h$  until the target is reached and switched finally

to  $\omega_c$ . The relation between the geometric optimization and the Ermakov equation of the shortcuts to adiabaticity has been obtained based on the geometrical optimization [90].

To summarise, frictionless solutions can be obtained in finite time. As a result the engine can be completely described by the population of the energy eigenvalues or for the harmonic working medium by the expectation value of number operator  $\hat{N}$ . Employing reasonable constraints on the control function  $\omega(t)$  results in the minimum time  $\tau_a^*$  scaling as  $O(\frac{1}{\sqrt{\omega_c}\sqrt{\omega_h}})$ .

### C. The influence of noise on the *adiabats*

The frictionless *adiabat* require a very accurate protocol of  $\omega(t)$  as a function of time. For any realistic devices such a protocol will be subject to fluctuations in the external control. The controllers are subject to noise which will induce friction like behaviour. Can this additional friction be minimized? Insight on the effects of noise on the performance of the Otto cycle can be obtained by analysing a simple model based on the frictionless protocol with  $\mu$  constant [91]. The obvious source of external noise is induced by fluctuations in the control frequency  $\omega(t)$ . This noise is equivalent to Markovian random fluctuations in the profile of the harmonic oscillator. These errors are modelled by a Gaussian white noise. The dissipative Lindblad term generating such noise has the form [40, 92]:

$$\mathcal{L}_{N_a}(\hat{\mathbf{A}}) = -\gamma_a \omega^2 [\hat{\mathbf{B}}, [\hat{\mathbf{B}}, \hat{\mathbf{A}}]], \quad (50)$$

where  $\hat{\mathbf{B}} = m\omega\hat{\mathbf{Q}}^2/(2\hbar)$ .

The influence of the amplitude noise generated by  $\mathcal{L}_{N_a}(\hat{\mathbf{A}}) = -\gamma_a \omega^2 [\hat{\mathbf{B}}, [\hat{\mathbf{B}}, \hat{\mathbf{A}}]]$  is obtained by approximating the propagator by the product form  $\mathcal{U}_{hc} = \mathcal{U}_a \mathcal{U}_{an}$ . The equations of motion for the amplitude noise  $\mathcal{U}_{an}$  are obtained from the interaction picture in Liouville space:

$$\begin{aligned} \frac{d}{\omega dt} \mathcal{U}_{an}(t) &= \mathcal{U}_a(-t) \mathcal{N}_a(t) \mathcal{U}_a(t) \mathcal{U}_{an}(t) \\ &= \mathcal{W}_{an}(t) \mathcal{U}_{an}(t), \end{aligned} \quad (51)$$

where  $\mathcal{W}_{an}$  is the interaction propagator in Liouville space [91] and  $\mathcal{U}_a$  is the *adiabatic* propagator, Eq. (36). A closed form solution is obtained in the frictionless limit  $\mu \rightarrow 0$ ,

when  $\mathcal{W}_a$  is expanded up to zero order in  $\mu$ ,

$$\mathcal{W}_a(t) \approx \gamma_a \omega_0 \begin{pmatrix} 1 & -c & s & 0 \\ c & -c^2 & cs & 0 \\ -s & cs & -s^2 & 0 \\ 0 & 0 & 0 & 0 \end{pmatrix} \quad (52)$$

where  $s = \sin(\Omega\Theta)$   $c = \cos(\Omega\Theta)$  The Magnus expansion [93] is employed to obtain the  $l$  period propagator  $\mathcal{U}_{3a}(X = 2l\pi)$  where the periods are of the *adiabatic* propagator  $\mathcal{U}_a$  of Eq. (36):

$$\mathcal{U}_{3a}(X = 2l\pi) \approx e^{B_1+B_2+\dots} \quad (53)$$

where  $B_1 = \int_0^{2n\pi} dX \mathcal{W}_a(X)$ ,  $B_2 = \frac{1}{2} \int_0^{2n\pi} \int_0^X dX dX' [\mathcal{W}_a(X), \mathcal{W}_a(X')]$  and so on. The first order Magnus term leads to the propagator

$$\mathcal{U}_{an}(X = 2l\pi)_{B_1} = \begin{pmatrix} e^{\gamma_a \mathcal{F}/\mu} & 0 & 0 & 0 \\ 0 & e^{-\gamma_a \mathcal{F}/(2\mu)} & 0 & 0 \\ 0 & 0 & e^{-\gamma_a \mathcal{F}/(2\mu)} & 0 \\ 0 & 0 & 0 & 1 \end{pmatrix}.$$

where  $\mathcal{F} = \left( \frac{16\omega_0}{(-16+3\mu^2)} \right) (e^{2\pi l \mu \Omega} - 1)$  for large  $l$  Eq. (43) the limit from hot to cold simplifies to:  $\mathcal{F} = (\omega_h - \omega_c)$ . The solution of Eq. (54) shows that the fraction of work against friction  $\delta_f$  will diverge when  $l \rightarrow \infty$  or  $\mu \rightarrow 0$ , nulling the adiabatic solution for even a very small  $\gamma_a$ . The best way to eliminate amplitude noise is to choose the shortest frictionless protocol. Nevertheless some friction-like behaviors will occur.

Next phase noise is considered. It occurs due to errors in the a piecewise process used for controlling the scheduling of  $\omega$  in time. For such a procedure random errors are expected in the duration of the time intervals. These errors are modeled by a Gaussian white noise. Mathematically the process is equivalent to a dephasing process on the *adiabats* [94]. The dissipative operator  $\mathcal{L}_N$  has the form given by [40, 92];

$$\mathcal{L}_{N_p}(\hat{\mathbf{A}}) = -\frac{\gamma_p}{\hbar^2} [\hat{\mathbf{H}}, [\hat{\mathbf{H}}, \hat{\mathbf{A}}]]. \quad (54)$$

In this case the interaction picture for  $\mathcal{U}_{3p}$  becomes

$$\frac{d}{\omega dt} \mathcal{U}_{pn}(t) = \mathcal{U}_a(-t) \mathcal{N}_p(t) \mathcal{U}_a(t) \mathcal{U}_{pn}(t) = \mathcal{W}_p(t) \mathcal{U}_{pn}(t),$$



which at first order in  $\mu$  can be approximated as

$$\mathcal{W}_p(t) \approx 2\gamma_p\omega_0 \times \begin{pmatrix} 0 & \mu s & \mu(1-c) & 0 \\ \mu s & -(2+\mu X) & 0 & 0 \\ \mu(c-1) & 0 & -(2+\mu X) & 0 \\ 0 & 0 & 0 & 0 \end{pmatrix}$$

Again using the Magnus expansion for one period of  $X$  leads to

$$\mathcal{U}_{3p}(X=2\pi)_{B_1} = \begin{pmatrix} 1 & 0 & (1-e^{8\pi\gamma_p\omega_0})\mu/2 & 0 \\ 0 & e^{8\pi\gamma_p\omega_0}(1-4\pi^2\mu\gamma_p\omega_0) & 0 & 0 \\ (-1+e^{8\pi\gamma_p\omega_0})\mu/2 & 0 & e^{8\pi\gamma_p\omega_0}(1-4\pi^2\mu\gamma_p\omega_0) & 0 \\ 0 & 0 & 0 & 1 \end{pmatrix}.$$

At first order in  $\mu$  this evolution operator maintains  $\delta_f(1) = 0$ , so the frictionless case holds.

The second order Magnus term leads to the noise correction

$$\mathcal{U}_{3p}(X=2\pi)_{B_2} = \begin{pmatrix} \cosh \beta & -\sinh \beta & 0 & 0 \\ -\sinh \beta & \cosh \beta & 0 & 0 \\ 0 & 0 & 1 & 0 \\ 0 & 0 & 0 & 1 \end{pmatrix}, \quad (55)$$

where  $\beta = \frac{16\omega_0^2\gamma_p^2}{4+3\mu^2} (e^{2\pi l\mu\Omega} - 1)$ . In the limit of  $l \rightarrow \infty$ ,  $\beta = 4\gamma^2(\omega_h^2 - \omega_c^2)$ . The propagator  $\mathcal{U}_{3p}(X=2\pi)_{B_2}$  mixes energy and coherence even at the limit  $\mu \rightarrow 0$  and  $\tau_a \rightarrow \infty$  where one would expect frictionless solutions.

We can characterise the fraction additional energy generated by a parameter  $\delta$ . Asymptotically for amplitude noise:  $\delta_a = e^{\gamma_a \mathcal{F}/\mu} > 0$  and for phase noise  $\delta_f(1) = e^{\gamma_p \mathcal{F}\mu} - 1 \approx 0$  and the second order correction  $\delta_f(2) = \cosh(\beta) - 1 > 0$ . Imperfect control on the *adiabts* will always lead to  $\delta_f > 0$  and additional work invested in friction.

### D. The sudden limit

The limit of vanishing time on the *adiabats*  $\tau_a \ll 1/\omega_c$ , leads to the sudden propagator therefore  $\mu \rightarrow \pm\infty$ . The propagator  $\mathcal{U}_a$  has an explicit expression:

$$\mathcal{U}_a = \begin{pmatrix} \frac{1}{2}(1+\alpha) & \frac{1}{2}(1-\alpha) & 0 & 0 \\ \frac{1}{2}(1-\alpha) & \frac{1}{2}(1+\alpha) & 0 & 0 \\ 0 & 0 & 1 & 0 \\ 0 & 0 & 0 & 1 \end{pmatrix} \quad (56)$$

where  $\alpha = (\frac{\omega_f}{\omega_i})^2$  is related to the compression ratio  $\alpha_{ch} = \mathcal{C}^2$  and  $\alpha_{hc} = \mathcal{C}^{-2}$ . The propagator mixes  $\hat{\mathbf{H}}$  and  $\hat{\mathbf{L}}$  when the compression ratio deviates from 1. As a result coherence is generated. The sudden propagator is an integral part of the frictionless bang-bang solutions [67, 84]. Eq. (56) can be employed as part of a bang-bang *adiabat* or as part of a complete sudden cycle.

### E. Effects of an exceptional point on the dynamics on the *adiabat*

Exceptional points (EP) are degeneracies of non-Hermitian dynamics [95, 96], associated with the coalescence of two or more eigenstates. The studies of EPs have substantially grown due to the observation of PT -symmetric Hamiltonians [97]. These Hamiltonians have a real spectrum, which becomes complex at the EP. The main effect of EPs (of any order) on the dynamics of PT -symmetric systems is the sudden transition from a real spectrum to a complex energy spectrum [98, 99].

The adiabatic strokes are generated by a time dependent Hamiltonian Eq. (4). We therefore expect that the propagator  $\mathcal{U}_a$  to be unitary resulting in eigenvalues with the property  $|u_j| = 1$ . These properties are only true for a compact Hilbert space. For the non compact harmonic oscillator with an infinite number of energy levels we find surprising exceptions. We can remove the trivial scaling  $\frac{\omega(t)}{\omega(0)}$  in Eq. (34) which originates from the diagonal part. The effective generator of the propagator for the variables  $\hat{\mathbf{H}}, \hat{\mathbf{L}}, \hat{\mathbf{C}}$  becomes:

$$\frac{d}{d\theta} \begin{pmatrix} \hat{\mathbf{H}} \\ \hat{\mathbf{L}} \\ \hat{\mathbf{C}} \end{pmatrix} (\theta) = \begin{pmatrix} 0 & -\mu & 0 \\ -\mu & 0 & -2 \\ 0 & 2 & 0 \end{pmatrix} \begin{pmatrix} \hat{\mathbf{H}} \\ \hat{\mathbf{L}} \\ \hat{\mathbf{C}} \end{pmatrix} (\theta). \quad (57)$$

where we rescaled the time  $\theta(t) = \int^t \omega(t') dt'$ . Diagonalising Eq. (57) for constant  $\mu$ , we can identify three eigenvalues:  $\lambda_1 = 0$  and  $\lambda_{23} = \pm i\sqrt{4 - \mu^2}$ . For  $\mu \leq 2$  as expected Eq. (57) generates a unitary propagator. When  $\mu = 2$  the three eigenvalues become degenerate and for  $\mu \geq 2$   $\lambda_{23}$  become real [100]. This is possible since the generator Eq. (57) is non-Hermitian. At the exceptional point the matrix in Eq. (57) has a single eigenvector corresponding to  $\lambda_1 = \lambda_{23}$ , which is self-orthogonal. To show this property it is necessary to multiply the right and left eigenvectors of the non-symmetric matrix at the EP. Their product is equal to zero, showing that the eigenvector is self-orthogonal [101]. The propagator Eq. (36) changes character at the EP;  $\Omega = \sqrt{4 - \mu^2}$  changes from a real to an imaginary number. As a result the dynamics at the EP changes from oscillatory to exponential [100].

This effect can also be observed in the classical parametric oscillator Eq. (40). By changing the time variable  $\frac{d}{dt} = \omega(t) \frac{d}{d\tau}$  and for  $\mu$  constant the equation of motion becomes

$$\left( \frac{d^2}{d\tau^2} + \mu \frac{d}{d\tau} + 1 \right) X(\tau) = 0 \quad (58)$$

which is the well-known equation of motion of a damped harmonic oscillator. Note that the original model, given by Eq. (40), does not involve dissipation and a priori one would not expect the appearance of an EP. The rescaling of the time coordinate allows us to identify an EP at  $|\mu| = 2$ , corresponding to the transition between an underdamped and over-damped oscillator [102].

Exceptional points are also expected in the eigenvalues and eigenvectors of the total propagator  $\mathcal{U}_{cyc}$  which posses complex eigenvalues. Such points will indicate a drastic change in the cycle performance.

## V. CLOSING THE CYCLE

Combining periodically the four propagators leads to the cycle propagator. Depending on the choice of parameters, we get either an engine cycle where heat flow is converted to power:

$$\mathcal{U}_{cyc}^e = \mathcal{U}_{ch}\mathcal{U}_c\mathcal{U}_{hc}\mathcal{U}_h \quad \text{where} \quad , \quad \frac{\omega_c}{\omega_h} > \frac{T_c}{T_h} \quad (59)$$

or a refrigerator cycle where power drives a heat current from the cold to the hot bath:

$$\mathcal{U}_{cyc}^r = \mathcal{U}_{ch}\mathcal{U}_c\mathcal{U}_{hc}\mathcal{U}_h \quad \text{where} \quad , \quad \frac{\omega_c}{\omega_h} < \frac{T_c}{T_h}. \quad (60)$$

where:  $\omega_h > \omega_c$ . Frictionless cycles are either refrigerators or engines. Friction adds another possibility. When the internal friction dominates both the engine cycle and the refrigeration cycle will operate in a dissipative mode, where power is dissipated to both the hot and cold baths. For an engine this dissipative mode will occur when the internal temperature of the oscillator Eq. (29) after the expansion *adiabat* will exceed  $T_h$  and in a refrigerator cycle when the internal temperature exceeds  $T_c$ .

### A. Limit cycle

When a cycle is initiated, after a short transient time it settles to a steady state operation mode. This periodic state is termed the limit cycle [14, 103]. An engine cycle converges to a limit cycle when the internal variables of the working medium reach a periodic steady state. As a result no energy or entropy is accumulated in the working medium. Fig. 2 is an example of a periodic limit cycle. Subsequently a balance is obtained between the external driving and dissipation. When the cycle time is reduced friction causes additional heat to be accumulated in the working medium. The cycle adjusts by increasing the temperature gap between the working medium and the baths leading to increased dissipation. Overdriving leads to a situation where heat is dissipated to both the hot and cold bath and power is only consumed. When this mechanism is not sufficient to stabilise the cycle one can expect a breakdown of the concept of a limit cycle resulting in catastrophic consequences [70].

The properties of a completely positive (CP) map can be used to prove the existence of a limit cycle. Lindblad [104] has proven that the conditional entropy decreases when applying a trace preserving completely positive map  $\Lambda$  to both the state  $\hat{\rho}$  and the reference state  $\hat{\rho}_{ref}$ :

$$D(\Lambda\hat{\rho}||\Lambda\hat{\rho}_{ref}) \leq D(\hat{\rho}||\hat{\rho}_{ref}),$$

where  $D(\hat{\rho}||\hat{\rho}') = Tr(\hat{\rho}(\log \hat{\rho} - \log \hat{\rho}'))$  is the conditional entropy distance. A CP map reduces the distinguishability between two states. This can be employed to prove the monotonic approach to steady state, provided that the reference state  $\hat{\rho}_{ref}$  is the only invariant of the CP map  $\Lambda$ , i.e.,  $\Lambda\hat{\rho}_{ref} = \hat{\rho}_{ref}$  [105–107]. This reasoning can prove the monotonic approach to the limit cycle. The mapping imposed by the cycle of operation of a heat engine is a product of the individual evolution steps along the segments composing the cycle propagator. Each one of these evolution steps is a completely positive map, so that the total

evolution  $\mathcal{U}_{cyc}$  Eq. (1) that represents one cycle of operation is also a CP map. If then a state  $\hat{\rho}_{lc}$  is found that is a single invariant of  $\mathcal{U}_{cyc}$ , i.e.,  $\mathcal{U}_{cyc}\hat{\rho}_{lc} = \hat{\rho}_{lc}$ , then any initial state  $\hat{\rho}_{init}$  will monotonically approach the limit cycle.

The largest eigenvalue of  $\mathcal{U}_{cyc}$  with a value of  $\mathbf{1}$  is associated with the invariant limit cycle state  $\mathcal{U}_{cyc}\hat{\rho}_{lc} = \mathbf{1}\hat{\rho}_{lc}$ , the fixed point of  $\mathcal{U}_{cyc}$ . The other eigenvalues determine the rate of approach to the limit cycle.

In all cases studied of a reciprocating quantum heat engine a single non degenerate eigenvalue of  $\mathbf{1}$  was the only case found. The theorems on trace preserving completely positive maps are all based on  $C^*$  algebra, which means that the dynamical algebra of the system is compact. Can the results be generalized to discrete non-compact cases such as the harmonic oscillator? Lindblad in his study of the Brownian harmonic oscillator conjectured: *In the present case of a harmonic oscillator the condition that  $\mathcal{L}$  is bounded cannot hold. We will assume this form for the generator with  $\hat{\mathbf{H}}$  and  $\mathcal{L}$  unbounded as the simplest way to construct an appropriate model.* [43]. The master equation in Lindblad's form Eq. (9) is well established, nevertheless the non-compact character of the resulting map has not been challenged.

A nice demonstration is the study of Insinga et al. [70] which show conditions where a limit cycle is not obtained. This study contains an extensive investigations of the limit cycles as a function of the parameteres of the system [70].

## B. Engine operation and performance

The engines cycle can operate in different modes which are: Adiabatic, frictionless, friction dominated and the sudden cycle. In addition one has to differentiate between two limits, high temperature  $k_B T \gg \hbar\omega$  where the unit of energy is  $k_B T$  to low temperature  $\hbar\omega \gg k_B T$  where the unit of energy is  $\hbar\omega$ .

In the adiabatic and frictionless cycles [108] the performance can be described by the value of energy at the switching point between stokes.

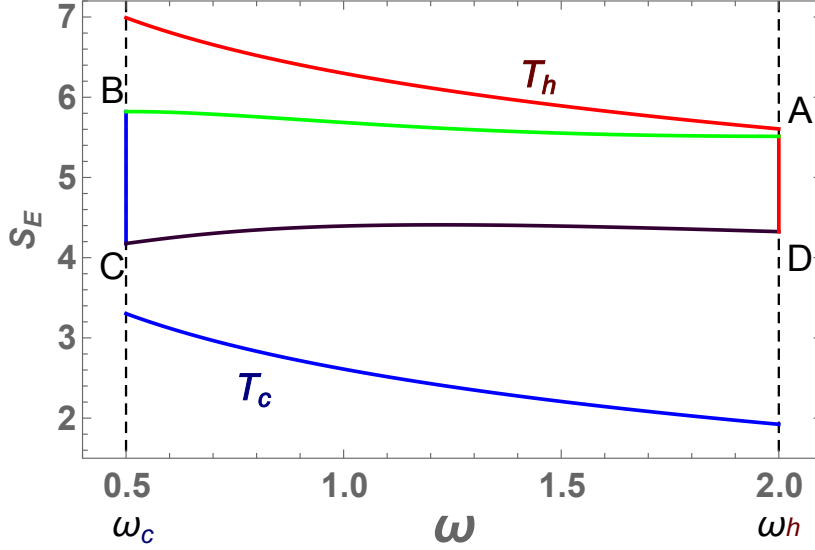


FIG. 3: Typical engine cycle  $\mathcal{S}_E$  vs.  $\omega$ . Expansion *adiabat*  $A \rightarrow B$ . Cold *isochore*  $B \rightarrow C$ . Compression *adiabat*  $C \rightarrow D$ . Hot *isochore*  $D \rightarrow A$ . The hot and cold isotherms are indicated. The cycle parameters are  $\omega_c = 0.5$ ,  $T_c = 5$ ,  $\omega_h = 2$ ,  $T_h = 200$ ,  $\tau_c = \tau_h = 2.1$ ,  $|\mu| = 0.8$   $\Gamma = 1$

### 1. Optimising the work per cycle

The adiabatic limit with infinite time allocations on all segments maximises the work. No coherence is generated therefore the cycle can be described by the change in energy. On the expansion *adiabat*:  $E_B = \frac{\omega_c}{\omega_h} E_A$  and on the compression *adiabat*  $E_D = \frac{\omega_h}{\omega_c} E_C$ . As a result when the cycle is closed the heat transferred to the hot bath  $\mathcal{Q}_h = E^A - E^D$  and to the cold bath  $\mathcal{Q}_c = E_B - E_C$  are related:  $\frac{\mathcal{Q}_c}{\mathcal{Q}_h} = \frac{\omega_c}{\omega_h}$ .

The efficiency for an engine becomes the Otto efficiency:

$$\eta = \frac{\mathcal{W}}{\mathcal{Q}_h} = 1 - \frac{\omega_c}{\omega_h} \leq 1 - \frac{T_c}{T_h} \quad (61)$$

Choosing the compression ratio  $\mathcal{C} = \frac{\omega_h}{\omega_c} = \frac{T_h}{T_c}$  maximises the work and leads to Carnot efficiency  $\eta_o = \eta_c$ . Since for this limit the cycle time  $\tau_{cyc}$  is infinite, obviously the power  $\mathcal{P} = \mathcal{W}/\tau_{cyc}$  of this cycle is zero.

## 2. Optimising the performance of the engine for frictionless conditions.

The frictionless solutions allow finite time cycles with the same efficiency  $\eta_o = 1 - \frac{\omega_c}{\omega_h}$  as the adiabatic case. A different viewpoint is to account as wasted work the average energy invested in achieving the frictionless solution termed superadiabatic drive [109]:

$$\eta = \frac{\mathcal{W}}{\mathcal{Q}_h + \langle H_{ch} \rangle + \langle H_{hc} \rangle} \quad (62)$$

where  $\langle H_{ch} \rangle$  is the average additional energy during the *adiabat* stroke. Using for example Eq. (36) the average additional energy becomes  $\langle H_{ch} \rangle = \frac{\omega_h}{\omega_c} E_C \frac{\mu^2}{4-\mu^2}$  which vanishes as the nonadiabatic parameter  $\mu \rightarrow 0$ . This additional energy  $\langle H_{ch} \rangle$  in the engine is the price for generating coherence. The coherence is exploited to cancel friction. This extra energy is not dissipated and therefore can be viewed as a catalyst. For this reason we do not accept the viewpoint of [109].

In our opinion, what should be added to the accounting, is the additional energy generated by noise on the controls:

$$\eta = \frac{\mathcal{W}}{\mathcal{Q}_h + E_C \delta_{ch} + E_A \delta_{hc}} \leq \eta_o \quad (63)$$

where  $\delta_{hc} = \delta_a + \delta_f$  for the power *adiabat* and  $\delta_a$  and  $\delta_f$  are generated by amplitude and phase noise on the controller Cf. subsection IV C. A similar relation is found for the compression *adiabat*.

Optimising power requires a finite cycle time  $\tau_{cyc}$ . Optimisation is carried out with respect to the time allocations on each of the engine's segments:  $\tau_h$ ,  $\tau_{hc}$ ,  $\tau_c$ , and  $\tau_{ch}$ . This sets the total cycle time  $\tau_{cyc} = \tau_h + \tau_{hc} + \tau_c + \tau_{ch}$ . The time allocated to the *adiabats* is set by the frictionless solutions  $\tau_{hc}^*$  and  $\tau_{ch}^*$ . The resulting optimization is very close to the unconstrained optimum [70], especially in the interesting limit of low temperatures. The frictionless conditions are obtained either from Eq. (43) or from other shortcuts to adiabaticity methods Eq. (45). In the frictionless regime the number operator is fixed at both ends of the *adiabat*. The main task is therefore to optimise the time allocated to thermalisation on the *isochores*. This heat transport is the source of entropy production.

The time allocations on the *isochores* determine the change in the number operator  $N = \langle \hat{\mathbf{N}} \rangle = \frac{1}{\hbar\omega} \langle \hat{\mathbf{H}} \rangle$  (Cf. Eq. (31)):  $N^{\mathbf{B}} = e^{-\Gamma_h \tau_h} (N^{\mathbf{A}} - N_{eq}^h) + N_{eq}^h$  on the hot *isochore*, where  $N^{\mathbf{B}}$  is the number expectation value at the end of the hot *isochore*,  $N^{\mathbf{A}}$  at the beginning and  $N_{eq}^h$  is the equilibrium value point  $\mathbf{E}$ . A similar expression exists for the cold

*isochore*.

Work in the limit cycle becomes

$$\mathcal{W}_q = E^{\mathbf{C}} - E^{\mathbf{B}} + E^{\mathbf{A}} - E^{\mathbf{D}} = \hbar(\omega_c - \omega_h)(N^{\mathbf{B}} - N^{\mathbf{D}}) \quad (64)$$

where the convention of the sign of the work for a working engine is negative, in correspondence with Callen [31], and we use the convention of Fig. 3 to mark the population and energy at the corners of the cycle.

The heat transport from the hot bath becomes

$$\mathcal{Q}_h = E^{\mathbf{B}} - E^{\mathbf{D}} = \hbar\omega_h(N^{\mathbf{B}} - N^{\mathbf{D}}) . \quad (65)$$

In the limit cycle for frictionless conditions  $N^{\mathbf{B}} = N^{\mathbf{A}}$  which leads to the relation

$$N^{\mathbf{B}} = \frac{(e^{\Gamma_c \tau_c} - 1)}{1 - e^{\Gamma_c \tau_c + \Gamma_h \tau_h}} (N_{eq}^h - N_{eq}^c) + N_{eq}^h . \quad (66)$$

In the periodic limit cycle the number operator change  $N^{\mathbf{B}} - N^{\mathbf{D}}$  is equal on the hot and cold *isochores*, leading to the work per cycle:

$$\begin{aligned} \mathcal{W}_q &= \hbar(\omega_h - \omega_c)(N_{eq}^h - N_{eq}^c) \frac{(e^{x_c} - 1)(e^{x_h} - 1)}{1 - e^{x_c + x_h}} \\ &\equiv -G_W(T_c, \omega_c, T_h, \omega_h) F(x_c, x_h) , \end{aligned} \quad (67)$$

where the scaled time allocations are defined  $x_c \equiv \Gamma_c \tau_c$ , and  $x_h \equiv \Gamma_h \tau_h$ . The work  $\mathcal{W}_q$  Eq. (67) becomes a product of two functions:  $G_W$  which is a function of the static constraints of the engine and  $F$  which describes the heat transport on the *isochores*. Explicitly, the function  $G_W$  is

$$G_W(T_c, \omega_c, T_h, \omega_h) = \frac{\hbar}{2} (\omega_h - \omega_c) \left( \coth \left( \frac{\hbar\omega_h}{2k_B T_h} \right) - \coth \left( \frac{\hbar\omega_c}{2k_B T_c} \right) \right) . \quad (68)$$

The function  $F$  in Eq. (67) is bounded  $0 \leq F \leq 1$ , therefore for the engine to produce work  $G_W \geq 0$ . The first term in (68) is positive. Therefore  $G_W \geq 0$  requires that  $\frac{\omega_c}{\omega_h} \geq \frac{T_c}{T_h}$  or in terms of the compression ratio  $1 \leq \mathcal{C} \leq \frac{T_h}{T_c}$ . This is equivalent to the statement that the maximum efficiency of the Otto cycle is smaller than the Carnot efficiency  $\eta_o \leq \eta_c$ .

In the high temperature limit when  $\frac{\hbar\omega}{k_B T} \ll 1$ ,  $G_W$  simplifies to

$$G_W = k_B T_c (1 - \mathcal{C}) + k_B T_h (1 - \mathcal{C}^{-1}) . \quad (69)$$



In this case the work  $\mathcal{W}_q = -G_W F$  can be optimized with respect to the compression ratio  $\mathcal{C} = \frac{\omega_h}{\omega_c}$  for fixed bath temperatures. The optimum is found at  $\mathcal{C} = \sqrt{\frac{T_h}{T_c}}$ . As a result the efficiency at maximum power for high temperatures becomes

$$\eta_q = 1 - \sqrt{\frac{T_c}{T_h}}, \quad (70)$$

which is the well known efficiency at maximum power of an endo-reversible engine [6, 9, 13, 21, 22, 110]. Note that these results indicate greater validity to the Novikov-Curzon-Ahlbourn result from what their original derivation [22] indicates.

The function  $F$  defined in (67) characterizes the heat transport to the working medium. As expected  $F$  maximises when infinite time is allocated to the *isochores*. The optimal partitioning of the time allocation between the hot and cold *isochores* is obtained when:

$$\Gamma_h(\cosh(\Gamma_c \tau_c) - 1) = \Gamma_c(\cosh(\Gamma_h \tau_h) - 1) . \quad (71)$$

If (and only if)  $\Gamma_h = \Gamma_c$  the optimal time allocations on the *isochores* becomes  $\tau_h = \tau_c$ .

Optimising the total cycle power output  $\mathcal{P}$  is equivalent to optimizing  $F/\tau_{cyc}$  since  $G_W$  is determined by the engine's external constraints. The total time allocation  $\tau_{cyc} = \tau_{iso} + \tau_{adi}$  is partitioned to the time on the *adiabats*  $\tau_{adi}$  which is limited by the adiabatic frictionless condition, and the time  $\tau_{iso}$  allocated to the *isochores*.

Optimising the time allocation on the *isochores* subject to (71) leads to the optimal condition

$$\Gamma_c \tau_{cyc}(\cosh(\Gamma_h \tau_h) - 1) = \sinh(\Gamma_h \tau_h + \Gamma_c \tau_c) - \sinh(\Gamma_c \tau_c) - \sinh(\Gamma_h \tau_h) . \quad (72)$$

When  $\Gamma_h = \Gamma_c \equiv \Gamma$  this expression simplifies to:

$$2x + \Gamma \tau_{adi} = 2 \sinh(x) \quad (73)$$

(where  $x = \Gamma_c \tau_c = \Gamma_h \tau_h$ ). For small  $x$  equation (73) can be solved leading to the optimal time allocation on the *isochores*:  $\tau_c = \tau_h \approx (\Gamma \tau_{adi}/3)^{\frac{1}{3}}/\Gamma$ . Taking into consideration the restriction due to frictionless condition [83] this time can be estimated to be:  $\tau_c = \tau_h \approx \frac{1}{\Gamma} \left( \frac{\Gamma}{\sqrt{\omega_c \omega_h}} \right)^{\frac{1}{3}}$ . When the heat transport rate  $\Gamma$  is sufficiently large, the optimal power conditions lead to the bang-bang solution where vanishingly small time is allocated to all segments of the engine [14] and  $\tau_{cyc} \approx 2\tau_{adi}$ .

The entropy production  $\Delta S_U$  reflects the irreversible character of the engine. In frictionless conditions the irreversibility is completely associated with the heat transport.  $\Delta S_U$  can also be factorised to a product of two functions:

$$\Delta S_u = G_S(T_c, \omega_c, T_h, \omega_h) F(x_c, x_h) \quad , \quad (74)$$

where  $F$  is identical to the  $F$  function defined in (67). The function  $G_S$  becomes:

$$G_S(T_c, \omega_c, T_h, \omega_h) = \frac{1}{2} \left( \frac{\hbar\omega_h}{k_B T_h} - \frac{\hbar\omega_c}{k_B T_c} \right) \left( \coth \left( \frac{\hbar\omega_c}{2k_B T_c} \right) - \coth \left( \frac{\hbar\omega_h}{2k_B T_h} \right) \right) \quad . \quad (75)$$

Due to the common  $F(x_c, x_h)$  function the entropy production has the same dependence on the time allocations  $\tau_h$  and  $\tau_c$  as the work  $\mathcal{W}$  [111]. As a consequence maximising the power will also maximise the entropy production rate  $\Delta S_u/\tau_{cyc}$ . Note that entropy production is *always* positive, even for cycles that produce no work as their compression ratio  $\mathcal{C}$  is too large, which is a statement of second law of thermodynamics.

The dependence of the  $G_s$  function on the compression ratio can be simplified in the high temperature limit leading to:

$$G_S = \mathcal{C} \frac{T_c}{T_h} + \mathcal{C}^{-1} \frac{T_h}{T_c} - 2 \quad , \quad (76)$$

which is a monotonic decreasing function in the range  $1 \leq \mathcal{C} \leq \frac{T_h}{T_c}$  that reaches a minimum at the Carnot boundary when  $\mathcal{C} = \frac{T_h}{T_c}$ . When power is generated the entropy production rate in the frictionless engine is linearly proportional to the power:

$$\mathcal{S}_u = \left( \frac{\hbar\omega_h}{k_B T_h} - \frac{\hbar\omega_c}{k_B T_c} \right) \left( \frac{1}{\omega_h - \omega_c} \right) \mathcal{P} \quad (77)$$

Frictionless harmonic cycles have been studied under the name of *superadiabatic driving* [108]. The frictionless *adiabats* are obtained using the methods of *shortcut to adiabaticity* [78] and the invariant Eq. (45). An important extension is applying shortcuts to adiabaticity to working mediums composed of interacting particles in a harmonic trap [112–115].

A variant of the Otto engine is an addition of projective energy measurements before and after each *adiabat*. This construction is added to measure the work output [116]. As a result the working medium is always diagonal in the energy basis. In the frictionless case the cycle is not altered by this projective measurement of energy.

### 3. The engine in the sudden limit

The extreme case of the performance of an engine with zero time allocation on the *adiabats* is dominated by the *frictional* terms. These terms arise from the inability of the working medium to follow adiabatically the external change in potential. A closed form expression for the sudden limit can be derived based on the *adiabatic* branch propagator  $\mathcal{U}_{hc}$  and  $\mathcal{U}_{ch}$  in Eq. (56).

To understand the role of friction we demand that the heat conductance terms  $\Gamma$  is very large, thus eliminating the thermalisation time. In this limiting case the work per cycle becomes:

$$\mathcal{W}_s = \frac{(\omega_c - \omega_h)(\omega_c + \omega_h)}{4\omega_c\omega_h} \left( \hbar\omega_c \coth\left(\frac{\hbar\omega_h}{2k_B T_h}\right) - \hbar\omega_h \coth\left(\frac{\hbar\omega_c}{2k_B T_c}\right) \right) . \quad (78)$$

The maximum produced work  $-\mathcal{W}_s$  can be optimised with respect to the compression ratio  $\mathcal{C}$ . At the high temperature limit:

$$\mathcal{W}_s = \frac{1}{2}k_B T_h (\mathcal{C}^2 - 1) \left( \frac{T_c}{T_h} - \frac{1}{\mathcal{C}^2} \right) . \quad (79)$$

For the frictionless optimal compression ratio  $\mathcal{C} = \sqrt{\frac{T_h}{T_c}}$ ,  $\mathcal{W}_s$  is zero. The optimal compression ratio for the sudden limit becomes:  $\mathcal{C} = \left(\frac{T_h}{T_c}\right)^{1/4}$ , leading to the maximal work in the high temperature limit

$$\mathcal{W}_s = -\frac{1}{2}k_B T_c \left( 1 - \sqrt{\frac{T_h}{T_c}} \right)^2 . \quad (80)$$

The efficiency at the maximal work point becomes:

$$\eta_s = \frac{1 - \sqrt{\frac{T_h}{T_c}}}{2 + \sqrt{\frac{T_h}{T_c}}} . \quad (81)$$

Eq. (81) leads to the following hierarchy of the engines maximum work efficiencies:

$$\eta_s \leq \eta_q \leq \eta_c . \quad (82)$$

Eq. (82) leads to the interpretation that when the engine is constrained by friction its efficiency is smaller than the endo-reversible efficiency where the engine is constrained by heat transport that is smaller than the ideal Carnot efficiency. At the limit of  $T_c \rightarrow 0$  we have  $\eta_s = \frac{1}{2}$  and  $\eta_q = \eta_c = 1$  [117].

An upper limit to the work invested in friction  $\mathcal{W}_f$  is obtained by subtracting the maximum work in the frictionless limit Eq. (67) from the maximum work in the sudden limit Eq. (78). In both these cases infinite heat conductance is assumed leading to  $N^B = N_{eq}^h$  and  $N^D = N_{eq}^c$ . Then the upper limit of work invested to counter friction becomes:

$$\mathcal{W}_f = \hbar\omega_h \frac{(\mathcal{C} - 1)^2(1 + \mathcal{C} + 2\mathcal{C}N_{eq}^c + 2N_{eq}^h)}{4\mathcal{C}^2} . \quad (83)$$

At high temperature Eq. (83) changes to:

$$\mathcal{W}_f = \frac{1}{2}k_bT_h(\mathcal{C} - 1)^2(\mathcal{C}^{-2} + \frac{T_c}{T_h}) . \quad (84)$$

The maximum produced work at the high temperature limit of the frictionless and sudden limits differ by the optimal compression ratio. For the frictionless case  $\mathcal{C}^* = \sqrt{\frac{T_h}{T_c}}$  and for the sudden case  $\mathcal{C}^* = (\frac{T_h}{T_c})^{1/4}$ .

The work against friction  $\mathcal{W}_f$  Eq. (84) is an increasing function of the temperature ratio. For the compression ratio that optimises the frictionless limit the sudden work is zero. At this compression ratio all the useful work is balanced by the work against friction  $\mathcal{W}_f = \mathcal{W}_q$ . Beyond this limit the engine transforms to a dissipator generating entropy at both the hot and cold baths. This is in contrast to the frictionless limit where the compression ratio  $\mathcal{C} = \frac{T_h}{T_c}$  leads to zero power.

The complete sudden limit assumes short time dynamics on all segments including the *isochores*. These cycles with vanishing cycle times approach the limit of a continuous engine. The short time on the *isochores* means that coherence can survive. Friction can be partially avoided by exploiting this coherence which unlike the frictionless engine is present in the four corners of the cycle. The condition for such cycles is that the time allocated is much smaller than the natural period set by the frequency  $\tau_c, \tau_h \ll 2\pi/\omega$  and by heat transfer  $\tau_c, \tau_h \ll 1/\Gamma$ . The heat transport from the hot and cold baths in each stroke becomes very small. For simplicity it is chosen to be balanced  $\Gamma_h\tau_h = \Gamma_c\tau_c$ . Under these conditions the cycle propagator becomes:

$$\mathcal{U}_{cyc} = \begin{pmatrix} (1-g)^2 & 0 & 0 & [g(1-g)\frac{1}{2}(1+\mathcal{C}^2)\hbar\omega_cN_c^{eq} + g\hbar\omega_hN_h^{eq}] \\ 0 & (1-g)^2 & 0 & (1-g)g\frac{1}{2}(1-\mathcal{C}^2)\hbar\omega_cN_c^{eq} \\ 0 & 0 & (1-g)^2 & 0 \\ 0 & 0 & 0 & 1 \end{pmatrix} \quad (85)$$

where the degree of thermalisation is  $g = 1 - R \approx \Gamma_h \tau_h$ . Observing Eq. (85) it is clear that the limit cycle vector contains both  $\hat{\mathbf{H}}$  and  $\hat{\mathbf{L}}$ .

The work output per cycle becomes:

$$\mathcal{W}_S = -\hbar\omega_h \frac{g}{2-g} \frac{\mathcal{C}^2 - 1}{2\mathcal{C}^2} (N_h^{eq} - \mathcal{C}N_c^{eq}) \quad (86)$$

Extractable work is obtained in the compression range of  $1 < \mathcal{C} < \frac{N_h^{eq}}{N_c^{eq}}$ . The maximum work is obtained when  $\mathcal{C}^* = \left(\mathcal{C}^* \frac{N_h^{eq}}{N_c^{eq}}\right)^{1/4}$ . At high temperature the work per cycle simplifies to:

$$\mathcal{W}_S \approx -k_B T_c \frac{\Gamma\tau}{2} \frac{\mathcal{C}^2 - 1}{2\mathcal{C}^2} \left(\frac{T_h}{T_c} - \mathcal{C}^2\right) \quad (87)$$

The work vanishes for the frictionless compression ratio  $\mathcal{C} = \sqrt{\frac{T_h}{T_c}}$ . The optimal compression ratio at the high temperature limit becomes:  $\mathcal{C}^* = \left(\frac{T_h}{T_c}\right)^{1/4}$ .

The entropy production becomes:

$$\Delta S_u = \hbar\omega_h \frac{g}{2-g} \frac{\mathcal{C}^2 - 1}{2\mathcal{C}} \left( N_h^{eq} \left( \frac{1 + \mathcal{C}^2}{2\mathcal{C}T_c} - \frac{\mathcal{C}}{T_h} \right) + N_c^{eq} \left( \frac{1 + \mathcal{C}^2}{2T_h} - \frac{1}{T_c} \right) \right) \quad (88)$$

Even for zero power for example  $\mathcal{C} = 1$  the entropy production is positive reflecting a heat leak from the hot to cold bath.

The power of the engine for zero cycle time  $\tau_h \rightarrow 0$  and  $\tau_c \rightarrow 0$  is finite:

$$\mathcal{P}_S = -\frac{\hbar\omega_h \Gamma}{2} \frac{\mathcal{C}^2 - 1}{2\mathcal{C}^2} (N_h^{eq} - \mathcal{C}N_c^{eq}) \quad (89)$$

This means that we have reached the limit of a continuously operating engine. This observation is in accordance with the universal limit of small action on each segment [33, 34]. When additional dephasing is added to Eq. (85) no useful power is produced and the cycle operates in a dissipator mode.

The efficiency of the complete sudden engine becomes:

$$\eta_S = \frac{\mathcal{C}^2 - 1}{2\mathcal{C}^2} \frac{1 - \mathcal{C} \frac{N_c^{eq}}{N_h^{eq}}}{2 - (1 + \mathcal{C}^2) \frac{1}{\mathcal{C}} \frac{N_c^{eq}}{N_h^{eq}}} \quad (90)$$

The extreme sudden cycle is a prototype of a quantum phenomena: an engine that requires global coherence to operate. At any point in the cycle the working medium state is non-diagonal in the energy representation.

#### 4. Quantum fuels: squeezed thermal bath.

Quantum fuels represent a resource reservoir that is not in thermal equilibrium due to quantum coherence or quantum correlations. The issue is how to exploit the additional out of equilibrium properties of the bath. The basic idea of quantum fuels come from the understanding that coherence can reduce the von Neumann entropy of the fuel. This entropy can in principle be exploited to increase the efficiency of the engine without violating the second-law [118]. An example of such a fuel is supplied by a squeezed thermal bath [119–125]. Such a bath delivers a combination of heat and coherence. As a result work can be extracted from a single heat bath without violating the laws of thermodynamics. An additional suggestion for a quantum fuel is a non Markovian hot bath [126].

The model of this engine starts from a squeezed boson hot bath where  $\hat{\mathbf{H}}_B = \sum_k \hbar \Omega_k \hat{\mathbf{b}}_k^\dagger \hat{\mathbf{b}}_k$ . this bath is coupled to the working medium by the interaction  $\hat{\mathbf{H}}_{SB} = \sum_k i g_k (\hat{\mathbf{a}} \hat{\mathbf{b}}_k^\dagger - \hat{\mathbf{a}}^\dagger \hat{\mathbf{b}}_k)$ . As a result the master equation describing thermalisation Eq. (9) is modified to [122, 127]:

$$\mathcal{L}_D(\hat{\rho}) = k_\uparrow(\hat{\mathbf{s}}^\dagger \hat{\rho} \hat{\mathbf{s}} - \frac{1}{2}\{\hat{\mathbf{s}}\hat{\mathbf{s}}^\dagger, \hat{\rho}\}) + k_\downarrow(\hat{\mathbf{s}} \hat{\rho} \hat{\mathbf{s}}^\dagger - \frac{1}{2}\{\hat{\mathbf{s}}^\dagger \hat{\mathbf{s}}, \hat{\rho}\}). \quad (91)$$

where  $\hat{\mathbf{s}} = \hat{\mathbf{a}} \cosh(\gamma) + \hat{\mathbf{a}}^\dagger \sinh(\gamma) = \hat{\mathbf{S}} \hat{\mathbf{a}} \hat{\mathbf{S}}^\dagger$ .  $\hat{\mathbf{S}}$  is the squeezing operator Eq. (23) and  $\gamma$  the squeezing parameter.

Under squeezing the equation of motion of the hot *isochore* thermalisation Eq. (31) are modified to:

$$\frac{d}{dt} \begin{pmatrix} \hat{\mathbf{H}} \\ \hat{\mathbf{L}} \\ \hat{\mathbf{C}} \\ \hat{\mathbf{I}} \end{pmatrix} (t) = \begin{pmatrix} -\Gamma & 0 & 0 & \Gamma \langle \hat{\mathbf{H}} \rangle_{sq} \\ 0 & -\Gamma & -2\omega & 0 \\ 0 & 2\omega & -\Gamma & \Gamma \langle \hat{\mathbf{C}} \rangle_{sq} \\ 0 & 0 & 0 & 0 \end{pmatrix} \begin{pmatrix} \hat{\mathbf{H}} \\ \hat{\mathbf{L}} \\ \hat{\mathbf{C}} \\ \hat{\mathbf{I}} \end{pmatrix} (t) \quad (92)$$

where  $\Gamma = k_\downarrow - k_\uparrow$  is the heat conductance and  $k_\uparrow/k_\downarrow = e^{-\hbar\omega_h/k_B T_h}$  obeys detailed balance. The difference from the normal thermalisation dynamics Eq. (31) is in the equilibrium values:  $\langle \hat{\mathbf{H}} \rangle_{sq} = \cosh^2(\gamma) \langle \hat{\mathbf{H}} \rangle_{eq} + \sinh^2(\gamma) \hbar\omega_h \frac{k_\downarrow}{\Gamma}$ , where  $\langle \hat{\mathbf{H}} \rangle_{eq}$  is the equilibrium value of the oscillator at temperature  $T_h$ . In addition the invariant state of Eq. (92) contains coherence:  $\langle \hat{\mathbf{C}} \rangle_{sq} = -\sinh(2\gamma) \frac{k_\uparrow + k_\downarrow}{\Gamma}$ . This coherence is accompanied by additional energy that is transferred to the system. The squeezed bath delivers extra energy to the working fluid as if the hot bath has a higher temperature since  $\langle \hat{\mathbf{H}} \rangle_{sq} \geq \langle \hat{\mathbf{H}} \rangle_{eq}$ . This temperature

can be calculated from Eq. (29). The thermalization to the squeezed bath generates mutual correlation between the system and bath [127].

The coherence transferred to the system  $\langle \hat{\mathbf{C}} \rangle \leq \langle \hat{\mathbf{C}} \rangle_{sq}$  can be cashed upon to increase the work of the cycle. This requires an *adiabatic* protocol which is similar to the frictionless case. In the frictionless case the protocol of  $\omega(t)$  was chosen to cancel the coherence generated during the stoke and to reach a state diagonal in energy. This protocol can be modified to exploit the initial coherence and to reach a state diagonal in energy but with lower energy thus producing more work. The coherence thus serves as a source of quantum availability, allowing more work to be extracted from the system [128, 129]. For example using the propagator on the *adiabat* Eq. (36) based on  $\mu = \text{constant}$  the stroke period  $\tau_{hc}$  can be increased from the frictionless value to add a rotation  $\cos(\Omega\Theta(t)) = \frac{\mu^2}{4}$  which will null the coherence and reduce the final energy. Other frictionless solutions could be modified to reach the same effect.

### C. Closing the cycle: the performance of the refrigerator.

A refrigerator or heat pump employ the working medium to shuttle heat from the cold to hot reservoir. A prerequisite for cooling is that the expansion *adiabat* should cause the temperature of the working medium to be lower than the cold bath. In addition at the end of the compression *adiabat* the temperature should be hotter than the hot bath Cf. Fig. 4. To generate a refrigerator we use the order of stroke propagators in Eq. (60). The heat extracted from the cold bath becomes:

$$\mathcal{Q}_c = E^{\mathbf{B}} - E^{\mathbf{C}} = \hbar\omega_c(N^{\mathbf{B}} - N^{\mathbf{C}}) \quad (93)$$

The interplay between efficiency and cooling power is the main theme in the performance analysis. The efficiency of a refrigerator is defined by the coefficient of performance (COP):

$$COP = \frac{\mathcal{Q}_c}{\mathcal{W}} = \frac{\omega_c}{\omega_h - \omega_c} \leq \frac{T_c}{T_h - T_c} \quad (94)$$

The cooling power  $\mathcal{R}_c$  is defined as:

$$\mathcal{R}_c = \frac{\mathcal{Q}_c}{\tau_{cyc}} \quad (95)$$

Optimising the performance of the refrigerator can be carried out by a similar analysis to the one employed for the heat engine. Insight to the ideal performance can be understood by

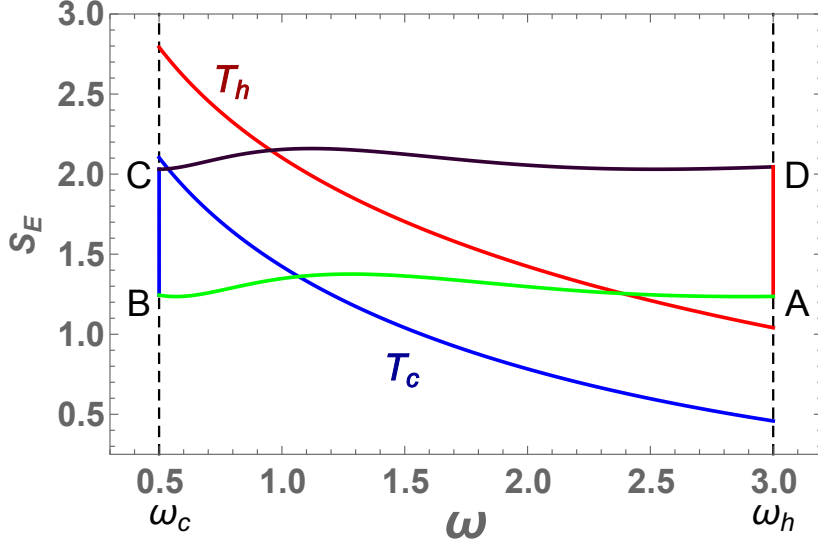


FIG. 4: Typical frictionless refrigerator cycle  $\mathcal{S}_E$  vs  $\omega$ . Expansion *adiabat*  $D \rightarrow C$ . Cold *isochore*  $C \rightarrow B$ . Compression *adiabat*  $B \rightarrow A$ . Hot *isochore*  $A \rightarrow D$ . The hot and cold isotherms are indicated. The cycle parameters are  $\omega_c = 0.5$ ,  $T_c = 1.5$ ,  $\omega_h = 3$ ,  $T_h = 3$ ,  $\tau_c = \tau_h = 2.1$ ,  $|\mu| = 0.5$ ,  $\Gamma = 1$ .

examining the expansion *adiabat*. The initial excitation should be minimised requiring the hot bath to cool the working medium to its ground state. This is possible if  $\hbar\omega_h \gg k_B T_h$ . Next, the expansion should be as adiabatic as possible so that at the end the working medium is still as close as possible to its ground state  $E_C \approx \frac{\hbar\omega_c}{2}$ . The frictionless solutions found in section IV B can be employed to achieve this task in minimum time.

### 1. Frictionless refrigerator

The adiabatic refrigerator is obtained in the limit of infinite time  $\mu \rightarrow 0$  leading to constant population  $N$  and  $\mathcal{S}_E$ . Then  $E^C = \frac{\omega_c}{\omega_h} E^D$ . At this limit since  $\tau \rightarrow \infty$ , the cooling rate vanishes  $\mathcal{R}_c = 0$ . The Carnot efficiency can be obtained when  $\mathcal{C} = \frac{T_h}{T_c}$ .

Frictionless solutions require that in the beginning and end of the *adiabat* the state  $\hat{\rho}$  is diagonal in energy. The analytic propagator on the expansion *adiabat* Eq. (36) describes



the expansion adiabat:  $\mathbf{D} \rightarrow \mathbf{C}$  :

$$E^{\mathbf{C}} = \frac{1}{\mathcal{C}} \frac{1}{\Omega^2} (4 - \mu^2 c) \cdot E^{\mathbf{D}} \quad (96)$$

where  $c = \cos(\Omega\theta_c)$  and  $\theta_c = -\frac{1}{\mu} \log(\mathcal{C})$ .

Frictionless points are obtained whenever  $N^{\mathbf{C}} = N^{\mathbf{D}}$ . The condition is  $c = 1$  in Eq. (96). Then  $\mu < 2$  leading to the critical frictional points Eq. (43). These solutions have optimal efficiency Eq. (94) with finite power. The optimal time allocated to the *adiabat* becomes Cf. Eq. (44)  $\tau_{hc}^* = (1 - \mathcal{C})/(\mu^* \omega_h)$ .

This frictionless solution with a minimum time allocation  $\tau_{hc}^*$  scales as the inverse frequency  $\omega_c^{-1}$  which outperform the linear ramp solution  $\omega(t) = \omega_i + gt$

Other faster frictionless solutions can be obtained using the protocols of Sec. IV B such as the superadiabatic protocol or by applying optimal control theory [83]. Both cases lead to the scaling of the adiabatic expansion time as  $\tau_{hc} \propto \frac{1}{\sqrt{\omega_c \omega_h}}$ .

Once the time allocation on the *adiabats* is set the time allocation on the *isochores* is optimised for the thermalisation using the method of Ref. [24], the optimal cooling power becomes:

$$\mathcal{R}_c^* = \frac{e^z}{(1 + e^z)^2} \Gamma \hbar \omega_c (N_c^{eq} - N_h^{eq}) \quad (97)$$

where  $z = \Gamma_h \tau_h = \Gamma_c \tau_c$ . The optimal  $z$  is determined by the solution of the equation  $2z + \Gamma(\tau_{hc} + \tau_{ch}) = 2 \sinh(z)$ .

## 2. The sudden refrigerator

Short *adiabats* generally lead to the excitation of the oscillator and result in friction Cf. Sec. IV B. Nevertheless, a refrigerator can still operate at the limit of vanishing cycle time. In a similar fashion to the sudden engine coherence can be exploited and leads to a finite cooling power when  $\tau_{cyc} \rightarrow 0$ . The cooling power for the sudden limit becomes:

$$\mathcal{R}_c = -\hbar \omega_c \Gamma \left( N_c^{eq} - \frac{1}{2\mathcal{C}} (1 + \mathcal{C}^2) N_h^{eq} \right) \quad (98)$$

Notice that the cooling rate in this sudden-limit becomes zero at a sufficiently low cold bath temperature so that  $N_c^{eq} = (1 + \mathcal{C}^2) N_h^{eq}$ . This formula loses its meaning and should not be used below this temperature.

### 3. The quest to reach the absolute zero

The quantum harmonic refrigerator can serve as a primary model to explore cooling at very low temperatures. A necessary condition is that the internal temperature of the oscillator Eq. (29) should be lower than the cold bath.  $T_{int} < T_c$  when  $T_c \rightarrow 0$ . This condition imposes very high compression ratios  $\mathcal{C} \gg \frac{T_h}{T_c}$  so that at point  $D$  Cf. Fig. 4, at the end of the hot thermalization, the oscillator is very close to the ground state.

An important feature of the model is that the cooling power vanishes as  $T_c$  approaches zero. Qualitatively  $\mathcal{R}_c \rightarrow 0$  is that the adiabatic expansion from point  $D \rightarrow C$  for high compression ratios requires a significant amount of time. Another issue is the rate of cold thermalisation  $C \rightarrow B$  and its scaling with  $T_c$  when the oscillator extracts heat from the cold bath. These issues can be made quantitative by exploring the scaling exponent  $\alpha$  of the optimal cooling power with the cold bath temperature  $T_c$ :

$$\mathcal{R}_c = \frac{\mathcal{Q}_c}{\tau_{cyc}} \propto T_c^{1+\alpha} \quad (99)$$

The vanishing of the cooling power  $\mathcal{R}_c$  as  $T_c \rightarrow 0$  is related to a dynamical version of the third-law of thermodynamics [25, 130].

Walter Nernst formulated two independent formulations of the third-law of thermodynamics [131–133]. The first is a purely static (equilibrium) one, also known as the "Nernst heat theorem": phrased:

- The entropy of any pure substance in thermodynamic equilibrium approaches zero as the temperature approaches zero.

The second formulation is dynamical, known as the unattainability principle [130, 134–137]:

- It is impossible by any procedure, no matter how idealised, to reduce any assembly to absolute zero temperature in a finite number of operations [133].

The second law of thermodynamics already imposes a restriction on  $\alpha$  [25, 130, 138]. In steady state the entropy production rate is positive. Since the process is cyclic it takes place only in the baths:  $\sigma = \dot{\mathcal{S}}_c + \dot{\mathcal{S}}_h \geq 0$ . When the cold bath approaches the absolute zero temperature, it is necessary to eliminate the entropy production divergence at the cold side due to  $\dot{\mathcal{S}}_c = \frac{\mathcal{R}_c}{T_c}$ . Therefore the entropy production at the cold bath when  $T_c \rightarrow 0$  scales as:

$$\dot{\mathcal{S}}_c \sim -T_c^\alpha, \quad \alpha \geq 0. \quad (100)$$

For the case when  $\alpha = 0$  the fulfilment of the second law depends on the entropy production of the other baths, which should compensate for the negative entropy production of the cold bath. The first formulation of the third-law slightly modifies this restriction. Instead of  $\alpha \geq 0$  the third-law imposes  $\alpha > 0$  guaranteeing that at absolute zero the entropy production at the cold bath is zero:  $\dot{S}_c = 0$ . This requirement leads to the scaling condition of the heat current  $\mathcal{R}_c \sim T_c^{\alpha+1}$ ,  $\alpha > 0$ .

The second formulation of the third-law is a dynamical one, known as the unattainability principle; *No refrigerator can cool a system to absolute zero temperature at finite time*. This formulation is more restrictive, imposing limitations on the system bath interaction and the cold bath properties when  $T_c \rightarrow 0$  [130]. The rate of temperature decrease of the cooling process should vanish according to the characteristic exponent  $\zeta$ :

$$\frac{dT_c(t)}{dt} \sim -T_c^\zeta, \quad T_c \rightarrow 0. \quad (101)$$

In order to evaluate Eq.(101) the heat current can be related to the temperature change:

$$\mathcal{J}_c(T_c(t)) = -c_V(T_c(t)) \frac{dT_c(t)}{dt}. \quad (102)$$

This formulation takes into account the heat capacity  $c_V(T_c)$  of the cold bath.  $c_V(T_c)$  is determined by the behaviour of the degrees of freedom of the cold bath at low temperature. Therefore the scaling exponents can be related  $\zeta = 1 + \alpha - \eta$  where  $c_V \sim T_c^\eta$  when  $T_c \rightarrow 0$ .

The harmonic quantum refrigerator is a primary example to explore the emergence of quantum dynamical restrictions that result in cooling power consistent with the third-law of thermodynamics. Analysis of the *adiabatic* expansion will lead to insight on the cooling rate  $\mathcal{R}_c$  and the exponent  $\alpha$ .

The frictionless solutions lead to an upper bound on the optimal cooling rate Eq. (97). For the limit  $T_c \rightarrow 0$ ,  $\Gamma\tau_{hc}$  is large therefore  $z$  is large leading to:

$$\mathcal{R}_c^* \approx \frac{\Gamma(\tau_{hc} + \tau_{ch})}{(1 + \Gamma\tau_{hc})^2} \Gamma\hbar\omega_c (N_c^{eq} - N_h^{eq}) \quad (103)$$

At high compression ratio  $N_h^{eq} \rightarrow 0$  and in addition  $\omega_c \ll \Gamma$  one obtains:

$$\mathcal{R}_c^* \approx \frac{1}{\tau_{hc}} \Gamma\hbar\omega_c N_c^{eq} \quad (104)$$

Optimising  $\mathcal{R}_c$  with respect to  $\omega_c$  leads to a linear relation between  $\omega_c$  and  $T_c$ ,  $\hbar\omega_c = k_B T_c$  therefore:

$$\mathcal{R}_c \leq A\omega^\nu N_c^{eq} \quad (105)$$

where  $A$  is a constant and the exponent  $\nu$  is either  $\nu = 2$  for the  $\mu = \text{const}$  solution or  $\nu = \frac{3}{2}$  for the optimal control solution. Therefore:

$$\mathcal{R}_c^* \approx \hbar \omega_c^2 N_c^{eq} \quad (106)$$

for the  $\mu = \text{const}$  frictionless solution, and

$$\mathcal{R}_c^* \approx \frac{1}{2} \hbar \omega_c^{\frac{3}{2}} \sqrt{\omega_h} N_c^{eq} \quad , \quad (107)$$

for the optimal control frictionless solution. Due to the linear relation between  $\omega_c$  and  $T_c$ , Eq. (106) and (107) determine the exponent  $\alpha$  where  $\alpha = 1$  for the frictionless scheduling with constant  $\mu$  and  $\alpha = \frac{1}{2}$  for the optimal control frictionless scheduling. In all cases the dynamical version of Nerst heat law is observed based only on the adiabatic expansion.

If one is forced to spend less time on the *adiabat* than the minimal time required for a shortcut solution, the oscillator cannot reach arbitrarily low energies, or temperatures, at the end of the expansion [90]. At the limit, one approaches the sudden *adiabat* limit. In this case the refrigerator cannot cool below a minimal ( $T_c^* > 0$ ) temperature, and the refrigerator thus satisfies the unattainability principle trivially.

The unattainability principle is related to the scaling of the heat transport  $\Gamma_c$  with  $T_c$ . This issue has been explored in [25, 130] and is related to the scaling of the heat conductivity with temperature. The arguments of [130] are applicable to the quantum harmonic refrigerator.

## VI. OVERVIEW

Learning from example has been one of the major sources of insight in the study of thermodynamics. A good example is able to bridge the gap between the concrete and the abstract theory. The harmonic oscillator quantum Otto cycle serves as a primary example of a quantum thermal device inspiring experimental realisation [2, 139]. On the one hand the model is very close to actual physical realisations in many scenarios [19]. On the other hand many features of the model can be obtained as closed form analytic solutions.

Many of the features obtained for the quantum harmonic Otto engine have been observed in stochastic thermodynamics [139–143]. The analytic properties of the harmonic oscillator in particular the Gaussian form of the state have motivated studies of classical stochastic models of the harmonic heat engines [139, 144, 145]. When comparing the two theories in

many cases the results seem identical. Observing the Heisenberg equations of motion for the thermodynamical variables  $\hbar$  does not appear. Planck's constant in the commutators is cancelled by the inverse Planck constant in the equation of motion. This raises the issue what is quantum in the quantum harmonic oscillator or a related issue *what is quantum in quantum thermodynamics* [29] ?

In this review we emphasized the power of the generalized Gibbs state in allowing a concise description of out-of-equilibrium situation of non-commuting operators. Using properties of Lie algebra of operators we could obtain a dynamical description of the state based on only three variables  $\hat{\mathbf{H}}$ ,  $\hat{\mathbf{L}}$  and  $\hat{\mathbf{C}}$ . In the spirit of open quantum systems we could describe the cycle propagator as a catenation of stroke propagators. All these propagators were cast in the framework of the operator algebra showing the power of Heisenberg representation. The quantum variables were chosen to have direct thermodynamical relevance as energy and coherence. In this review we emphasized the connections between the algebraic approach and other popular methods that have been employed to obtain insight on the harmonic engine.

This formalism allows to classify the cycles according to the role of coherence. If the coherence vanishes at the points where the stroke's meet, frictionless cycles are obtained. Such cycles require special scheduling of  $\omega(t)$  so that the coherence generated in the beginning of the stroke can be cashed upon at the end. We reviewed the different approaches to obtain such scheduling and the minimum time that such moves can be generated. This period is related to quantum speed limits [146–150], which are in turn related to the energy resources available to the system. We chose the geometric mean  $\tau_a \propto 1/\sqrt{\omega_h \omega_c}$  to represent the minimum time allocation. Faster scheduling requires unreasonable constraints on the stored energy in the oscillator during the stroke. In addition we assume that this extra energy required to achieve the fast control is not dissipated and can be accounted for as a catalyst.

For these frictionless solutions on the *adiabats* the optimal time allocation for thermalisation is finite, leading to incomplete thermalisation. This allows to estimate the minimum cycle time for frictionless cycles. Avoiding friction completely is an ideal that practically cannot be obtained. Using a simple noise model we show that some friction will always be present.

The model demonstrates the fundamental tradeoff between efficiency and power. The

frictionless solutions are a demonstration that quantum coherence which is related to friction can be cashed upon using interference to cancel this friction. As a result the maximum efficiency of the engine can be obtained in finite cycle time. Nevertheless the Otto efficiency is smaller than the reversible Carnot efficiency  $\eta_o = 1 - \frac{\omega_c}{\omega_h} \leq \eta_c = 1 - \frac{T_c}{T_h}$  and operating at the Carnot efficiency will lead to zero power. The entropy production can be associated to the heat transport and for this case the entropy production is linearly related to the power. Maximum power also implies maximum entropy production. This finding is consistent with the study of Shiraishi et. al. [151]. Any finite power cycle requires out of equilibrium setups that lead to dissipation. In the sudden limit there is no reversible choice. Even at zero power the entropy production is positive. This could be the cost of maintaining coherence.

Beyond a minimum time allocation on the *adiabats*  $\tau_a$  friction cannot be avoided. The transition point is the exceptional point the non-hermitian degeneracy on the adiabatic propagator [100]. These short time cycles are in the realm of the sudden cycles. The sudden cycles are an example of an engine or refrigerator with no classical analogue. Power production requires coherence. A sudden model without coherence operates as a dissipator generating entropy on both the hot and cold bath. The sudden cycle is composed of non-commuting propagators with small action. Such cycles are universal and have a common continuous limit [33, 34]. In the continuous limit friction and heat leaks cannot be avoided [37, 152].

An obvious direction to look for quantum effects is to go to low temperatures where the unit of energy changes from  $k_B T$  to  $\hbar\omega$ . The adiabatic expansion is the bottleneck for cooling to extremely low temperatures. The zero point energy plays an important role. We can approach the ground state on the hot side by increasing the frequency leading to the minimal initial energy  $E_A = \frac{1}{2}\hbar\omega_h$ . This is a large amount of energy compared to the cold side which has to be eliminated adiabatically or using frictionless protocols. Any small error in these protocols will null the cooling.

The Otto quantum refrigerator is a good example for gaining insight on the limits of cooling when operating at extremely low temperatures. Such refrigerators are integral part of any quantum technology. In the reciprocating Otto cycle the cooling power is restricted either by the *adiabatic* expansion or by vanishing of the heat transport when  $T_c \rightarrow 0$  [130]. The *adiabatic* expansion time is an intrinsic property of the working medium. For optimal frictionless solutions it scales as  $\tau_{hc} = O(T_c^{\frac{1}{2}})$  which gives a maximum rate of entropy

production  $\sigma = O(T_c^{\frac{1}{2}})$ , thus vanishing when  $T_c \rightarrow 0$ . This is a demonstration of a dynamical version of Nernst heat law [25, 67, 130].

The quantum harmonic Otto cycle has been a source of inspiration to many models of quantum heat devices due to its analytic properties. For example Otto cycles with interacting particles [112, 113]. The protocols developed for the harmonic case are generalised to eliminate friction in many body dynamics.

## Acknowledgments

We thank Amikam Levy, Tova Feldmann, Raam Uzdin and Erik Torrontegui for sharing their ideas. and insights. We also thank Peter Salamon, Muga Gonzales, Robert Alicki for fruitful discussions. We acknowledge funding by the Israel Science Foundation, and COST Action MP1209 *Thermodynamics in the quantum regime*.

- 
- [1] Sadi Carnot. Réflexions sur la puissance motrice du feu et sur les machines propres à développer cette puissance. Annales scientifiques de l'Ecole normale, 1872.
  - [2] Johannes Roßnagel, Samuel T. Dawkins, Karl N. Tolazzi, Obinna Abah, Eric Lutz, Ferdinand Schmidt-Kaler, and Kilian Singer. A single-atom heat engine. *Science*, 352(6283):325–329, 2016.
  - [3] Bjarne Andresen, R Stephen Berry, Abraham Nitzan, and Peter Salamon. Thermodynamics in finite time. i. the step-carnot cycle. *Physical Review A*, 15(5):2086, 1977.
  - [4] Peter Salamon, JD Nulton, Gino Siragusa, Torben R Andersen, and Alfonso Limon. Principles of control thermodynamics. *Energy*, 26(3):307–319, 2001.
  - [5] Robert Alicki. The quantum open system as a model of the heat engine. *Journal of Physics A: Mathematical and General*, 12(5):L103, 1979.
  - [6] Ronnie Kosloff. A quantum mechanical open system as a model of a heat engine. *The Journal of Chemical Physics*, 80(4):1625–1631, 1984.
  - [7] HED Scovil and EO Schulz-DuBois. Three-level masers as heat engines. *Physical Review Letters*, 2(6):262, 1959.

- [8] Ronnie Kosloff and Amikam Levy. Quantum heat engines and refrigerators: Continuous devices. *Annual Review of Physical Chemistry*, 65:365–393, 2014.
- [9] Eitan Geva and Ronnie Kosloff. A quantum-mechanical heat engine operating in finite time. a model consisting of spin-1/2 systems as the working fluid. *The Journal of Chemical Physics*, 96(4):3054–3067, 1992.
- [10] Eitan Geva and Ronnie Kosloff. On the classical limit of quantum thermodynamics in finite time. *The Journal of Chemical Physics*, 97(6):4398–4412, 1992.
- [11] C. M. Bender, D. c. Brody, B. K. Meister. Entropy and temperature of a quantum carnot engine. *Proc. Roy. soc. London, A*, 458:1519, 2002.
- [12] Seth Lloyd. Quantum-mechanical maxwell’s demon. *Physical Review A*, 56(5):3374, 1997.
- [13] Massimiliano Esposito, Ryoichi Kawai, Katja Lindenberg, and Christian Van den Broeck. Efficiency at maximum power of low-dissipation carnot engines. *Physical review letters*, 105(15):150603, 2010.
- [14] Tova Feldmann, Eitan Geva, Ronnie Kosloff, and Peter Salamon. Heat engines in finite time governed by master equations. *American Journal of Physics*, 64(4):485–492, 1996.
- [15] HT Quan, Yu-xi Liu, CP Sun, and Franco Nori. Quantum thermodynamic cycles and quantum heat engines. *Physical Review E*, 76(3):031105, 2007.
- [16] He JiZhou, He Xian and Tang Wei. ”the performance characteristics of an irreversible quantum otto harmonic refrigeration cycle”. *Science in China Series G-Phys. Mech. & Ast.*, 52:1317, 2009.
- [17] Markus J Henrich, Florian Rempp, and Günter Mahler. Quantum thermodynamic otto machines: A spin-system approach. *The European Physical Journal Special Topics*, 151(1):157–165, 2007.
- [18] GS Agarwal and S Chaturvedi. Quantum dynamical framework for brownian heat engines. *Physical Review E*, 88(1):012130, 2013.
- [19] Keye Zhang, Francesco Bariani, and Pierre Meystre. Quantum optomechanical heat engine. *Physical review letters*, 112(15):150602, 2014.
- [20] J. He, J. Chen and B. Hua. Quantum refrigeration cycles using spin- $\frac{1}{2}$  systems as working substance. *Phys. Rev. E*, 65:036145, 2002.
- [21] II Novikov. The efficiency of atomic power stations (a review). *Journal of Nuclear Energy (1954)*, 7(1):125–128, 1958.



- [22] FL Curzon and B Ahlborn. Efficiency of a carnot engine at maximum power output. *American Journal of Physics*, 43(1):22–24, 1975.
- [23] Ronnie Kosloff and Tova Feldmann. Discrete four-stroke quantum heat engine exploring the origin of friction. *Physical Review E*, 65(5):055102, 2002.
- [24] Yair Rezek and Ronnie Kosloff. Irreversible performance of a quantum harmonic heat engine. *New Journal of Physics*, 8(5):83, 2006.
- [25] Ronnie Kosloff. Quantum thermodynamics: a dynamical viewpoint. *Entropy*, 15(6):2100–2128, 2013.
- [26] Jochen Gemmer, M Michel, and Günter Mahler. Introduction. In *Quantum Thermodynamics*, pages 3–6. Springer, 2009.
- [27] Peter Talkner and Peter Hänggi. Aspects of quantum work. *Physical Review E*, 93(2):022131, 2016.
- [28] John Goold, Marcus Huber, Arnau Riera, Ldia del Rio, and Paul Skrzypczyk. The role of quantum information in thermodynamics? a topical review. *Journal of Physics A: Mathematical and Theoretical*, 49(14):143001, 2016.
- [29] Sai Vinjanampathy and Janet Anders. Quantum thermodynamics. *Contemporary Physics*, 57(4):545, 2016.
- [30] Nicolaus August Otto. Nicolaus august otto, June 28 1887. US Patent 365,701.
- [31] Herbert B Callen. *Thermodynamics & an Intro. to Thermostatistics*. John Wiley & Sons, 2006.
- [32] Karl Kraus. General state changes in quantum theory. *Annals of Physics*, 64(2):311–335, 1971.
- [33] Raam Uzdin, Amikam Levy, and Ronnie Kosloff. Quantum equivalence and quantum signatures in heat engines. *Phys. Rev. X*, 5:031044, 2015.
- [34] Raam Uzdin, Amikam Levy, and Ronnie Kosloff. Quantum heat machines equivalence and work extraction beyond markovianity, and strong coupling via heat exchangers. *Entropy*, 18:124, 2016.
- [35] Timothy H Boyer. Thermodynamics of the harmonic oscillator: Wien’s displacement law and the planck spectrum. *American Journal of Physics*, 71(9):866–870, 2003.
- [36] John Von Neumann. *Mathematical foundations of quantum mechanics*. Number 2. Princeton university press, 1955.

- [37] F Plastina, A Alecce, TJG Apollaro, G Falcone, G Francica, F Galve, N Lo Gullo, and R Zambrini. Irreversible work and inner friction in quantum thermodynamic processes. *Physical Review Letters*, 113(26):260601, 2014.
- [38] G. Lindblad. On the generators of quantum dynamical semigroups. *Comm. Math. Phys.*, 48:119, 1976.
- [39] Vittorio Gorini, Andrzej Kossakowski, and Ennackal Chandy George Sudarshan. Completely positive dynamical semigroups of n-level systems. *Journal of Mathematical Physics*, 17(5):821–825, 1976.
- [40] Heinz-Peter Breuer and Francesco Petruccione. *The theory of open quantum systems*. Oxford university press, 2002.
- [41] R.S.Ingarden and A. Kossakowski. On the connection of nonequilibrium information thermodynamics with non-hamiltonian quantum mechanics of open systems. *Ann.Phys.*, 89:451, 1975.
- [42] William Henry Louisell and William H Louisell. *Quantum statistical properties of radiation*. Wiley New York, 1973.
- [43] Göran Lindblad. Brownian motion of a quantum harmonic oscillator. *Reports on Mathematical Physics*, 10(3):393–406, 1976.
- [44] E Braun and SV Godoy. Quantum statistical effects of the motion of an oscillator interacting with a radiation field. *Physica A: Statistical Mechanics and its Applications*, 86(2):337–354, 1977.
- [45] Chung-In Um, Kyu-Hwang Yeon, and Thomas F George. The quantum damped harmonic oscillator. *Physics Reports*, 362(2):63–192, 2002.
- [46] Crispin Gardiner and Peter Zoller. *Quantum noise: a handbook of Markovian and non-Markovian quantum stochastic methods with applications to quantum optics*, volume 56. Springer Science & Business Media, 2004.
- [47] Howard Carmichael. *An open systems approach to quantum optics: lectures presented at the Université Libre de Bruxelles, October 28 to November 4, 1991*, volume 18. Springer Science & Business Media, 2009.
- [48] Herbert Spohn and Joel L Lebowitz. Irreversible thermodynamics for quantum systems weakly coupled to thermal reservoirs. *Advances in Chemical Physics: For Ilya Prigogine, Volume 38*, pages 109–142, 2007.

- [49] Edwin T Jaynes. Information theory and statistical mechanics. *Physical review*, 106(4):620, 1957.
- [50] Edwin T Jaynes. Information theory and statistical mechanics. ii. *Physical review*, 108(2):171, 1957.
- [51] Amnon Katz. *Principles of statistical mechanics: the information theory approach*. Freeman San Francisco, 1967.
- [52] Y Alhassid and RD Levine. Connection between the maximal entropy and the scattering theoretic analyses of collision processes. *Physical Review A*, 18(1):89, 1978.
- [53] Edwin T Jaynes. Information theory and statistical mechanics. *Physical review*, 106(4):620, 1957.
- [54] H. C. Andersen I. Opeenheim, K. E. Shuler and H. H. Weiss. Exact Conditions for the preservation of a canonical distribution in Markovian relaxation processes. *J. Math. Phys.*, 5:522, 1964.
- [55] J. Wei and E. Norman. On global representations of the solutions of linear differential equations as a product of exponentials. *Proc. Am. Math. Soc.*, 15:327, 1963.
- [56] H Casimir. Über die konstruktion einer zu den irreduzibelen darstellung halbeinfacher kontinuierlichen gruppen gehörigen differential-gleichung. *Proc. R. Akad. Amst*, 34:844, 1931.
- [57] Askol'd Mikhailovich Perelomov and Vladimir S Popov. Casimir operators for semisimple lie groups. *Mathematics of the USSR-Izvestiya*, 2(6):1313, 1968.
- [58] Frank Boldt, James D Nulton, Bjarne Andresen, Peter Salamon, and Karl Heinz Hoffmann. Casimir companion: An invariant of motion for hamiltonian systems. *Physical Review A*, 87(2):022116, 2013.
- [59] Uri Banin, Allon Bartana, Sanford Ruhman, and Ronnie Kosloff. Impulsive excitation of coherent vibrational motion ground surface dynamics induced by intense short pulses. *The Journal of Chemical Physics*, 101(10):8461–8481, 1994.
- [60] Davide Girolami. Observable measure of quantum coherence in finite dimensional systems. *Physical review letters*, 113(17):170401, 2014.
- [61] Jan Naudts and Winny O?Kelly de Galway. On the bch formula of rezek and kosloff. *Physica A: Statistical Mechanics and its Applications*, 390(20):3317–3319, 2011.
- [62] MS Kim, FAM De Oliveira, and PL Knight. Properties of squeezed number states and squeezed thermal states. *Physical Review A*, 40(5):2494, 1989.

- [63] Enej Ilievski, Jacopo De Nardis, Bram Wouters, J-S Caux, Fabian HL Essler, and Tomaz Prosen. Complete generalized gibbs ensembles in an interacting theory. *Physical review letters*, 115(15):157201, 2015.
- [64] Tim Langen, Sebastian Erne, Remi Geiger, Bernhard Rauer, Thomas Schweigler, Maximilian Kuhnert, Wolfgang Rohringer, Igor E Mazets, Thomas Gasenzer, and Jörg Schmiedmayer. Experimental observation of a generalized gibbs ensemble. *Science*, 348(6231):207–211, 2015.
- [65] Claude Elwood Shannon. A mathematical theory of communication. *ACM SIGMOBILE Mobile Computing and Communications Review*, 5(1):3–55, 2001.
- [66] T Baumgratz, M Cramer, and MB Plenio. Quantifying coherence. *Physical review letters*, 113(14):140401, 2014.
- [67] Yair Rezek, Peter Salamon, Karl Heinz Hoffmann, and Ronnie Kosloff. The quantum refrigerator: The quest for absolute zero. *EPL (Europhysics Letters)*, 85(3):30008, 2009.
- [68] Aurelian Isar, A Sandulescu, and W Scheid. Purity and decoherence in the theory of a damped harmonic oscillator. *Physical Review E*, 60(6):6371, 1999.
- [69] Alessio Serafini, Fabrizio Illuminati, and Silvio De Siena. Symplectic invariants, entropic measures and correlations of gaussian states. *Journal of Physics B: Atomic, Molecular and Optical Physics*, 37(2):L21, 2003.
- [70] Andrea Insinga, Bjarne Andresen, and Peter Salamon. Thermodynamical analysis of a quantum heat engine based on harmonic oscillators. *Physical Review E*, 94(1):012119, 2016.
- [71] Alexandre M Zagoskin, Sergey Savel’ev, Franco Nori, and FV Kusmartsev. Squeezing as the source of inefficiency in the quantum otto cycle. *Physical Review B*, 86(1):014501, 2012.
- [72] Sebastian Deffner, Obinna Abah, and Eric Lutz. Quantum work statistics of linear and nonlinear parametric oscillators. *Chemical Physics*, 375(2):200–208, 2010.
- [73] Tova Feldmann and Ronnie Kosloff. Quantum four-stroke heat engine: Thermodynamic observables in a model with intrinsic friction. *Physical Review E*, 68(1):016101, 2003.
- [74] Xi Chen, A Ruschhaupt, S Schmidt, A Del Campo, David Guéry-Odelin, and J Gonzalo Muga. Fast optimal frictionless atom cooling in harmonic traps: Shortcut to adiabaticity. *Physical review letters*, 104(6):063002, 2010.
- [75] Erik Torrontegui, Sara Ibáñez, Sofia Martínez-Garaot, Michele Modugno, Adolfo del Campo, David Guéry-Odelin, Andreas Ruschhaupt, Xi Chen, Juan Gonzalo Muga, et al. Shortcuts to adiabaticity. *Adv. At. Mol. Opt. Phys*, 62:117–169, 2013.

- [76] Xi Chen and J Gonzalo Muga. Transient energy excitation in shortcuts to adiabaticity for the time-dependent harmonic oscillator. *Physical Review A*, 82(5):053403, 2010.
- [77] JG Muga, Xi Chen, S Ibáñez, I Lizuain, and A Ruschhaupt. Transitionless quantum drivings for the harmonic oscillator. *Journal of Physics B: Atomic, Molecular and Optical Physics*, 43(8):085509, 2010.
- [78] Yang-Yang Cui, Xi Chen, and J. G. Muga. Transient particle energies in shortcuts to adiabatic expansions of harmonic traps. *The Journal of Physical Chemistry A*, 120(19):2962–2969, 2016.
- [79] E Torrontegui, S Ibáñez, Xi Chen, A Ruschhaupt, D Guéry-Odelin, and JG Muga. Fast atomic transport without vibrational heating. *Physical Review A*, 83(1):013415, 2011.
- [80] Xi Chen, E Torrontegui, and JG Muga. Lewis-riesenfeld invariants and transitionless quantum driving. *Physical Review A*, 83(6):062116, 2011.
- [81] Xi Chen, A Ruschhaupt, S Schmidt, A Del Campo, David Guéry-Odelin, and J Gonzalo Muga. Fast optimal frictionless atom cooling in harmonic traps: Shortcut to adiabaticity. *Physical review letters*, 104(6):063002, 2010.
- [82] KH Hoffmann, P Salamon, Y Rezek, and R Kosloff. Time-optimal controls for frictionless cooling in harmonic traps. *EPL (Europhysics Letters)*, 96(6):60015, 2011.
- [83] Peter Salamon, Karl Heinz Hoffmann, Yair Rezek, and Ronnie Kosloff. Maximum work in minimum time from a conservative quantum system. *Physical Chemistry Chemical Physics*, 11(7):1027–1032, 2009.
- [84] Peter Salamon, Karl Heinz Hoffmann, and Anatoly Tsirlin. Optimal control in a quantum cooling problem. *Applied Mathematics Letters*, 25(10):1263–1266, 2012.
- [85] Karl Heinz Hoffmann, B Andresen, and P Salamon. Optimal control of a collection of parametric oscillators. *Physical Review E*, 87(6):062106, 2013.
- [86] Frank Boldt, Peter Salamon, and Karl Heinz Hoffmann. Fastest effectively adiabatic transitions for a collection of harmonic oscillators. *The Journal of Physical Chemistry A*, 2016.
- [87] Frank Boldt, Peter Salamon, and Karl Heinz Hoffmann. Fastest effectively adiabatic transitions for a collection of harmonic oscillators. *The Journal of Physical Chemistry A*, 120(19):3218–3224, 2016.
- [88] M. Bathae and A. R. Bahrapour. Optimal control of the power adiabatic stroke of an optomechanical heat engine. *Phys. Rev. E*, 94:022141, Aug 2016.

- [89] Steve Campbell and Sebastian Deffner. Trade-off between speed and cost in shortcuts to adiabaticity. *arXiv preprint arXiv:1609.04662*, 2016.
- [90] Dionisis Stefanatos. Minimum-time transitions between thermal and fixed average energy states of the quantum parametric oscillator. *arXiv preprint arXiv:1608.02665*, 2016.
- [91] E Torrontegui and R Kosloff. Quest for absolute zero in the presence of external noise. *Physical Review E*, 88(3):032103, 2013.
- [92] Vittorio Gorini and Andrzej Kossakowski. N-level system in contact with a singular reservoir. *Journal of Mathematical Physics*, 17(7):1298–1305, 1976.
- [93] Sergio Blanes, Fernando Casas, JA Oteo, and José Ros. The magnus expansion and some of its applications. *Physics Reports*, 470(5):151–238, 2009.
- [94] Tova Feldmann and Ronnie Kosloff. Quantum lubrication: Suppression of friction in a first-principles four-stroke heat engine. *Physical Review E*, 73(2):025107, 2006.
- [95] Tosio Kato. *Perturbation theory for linear operators*, volume 132. Springer Science & Business Media, 2013.
- [96] WD Heiss and HL Harney. The chirality of exceptional points. *The European Physical Journal D-Atomic, Molecular, Optical and Plasma Physics*, 17(2):149–151, 2001.
- [97] Carl M Bender. Making sense of non-hermitian hamiltonians. *Reports on Progress in Physics*, 70(6):947, 2007.
- [98] Shachar Klaiman, Uwe Günther, and Nimrod Moiseyev. Visualization of branch points in p-t-symmetric waveguides. *Physical review letters*, 101(8):080402, 2008.
- [99] Morag Am-Shallem, Ronnie Kosloff, and Nimrod Moiseyev. Exceptional points for parameter estimation in open quantum systems: Analysis of the bloch equations. *New J. Phys.*, 17:113036, 2015.
- [100] Raam Uzdin, Emanuele G. Dalla Torre, Ronnie Kosloff, and Nimrod Moiseyev. Effects of an exceptional point on the dynamics of a single particle in a time-dependent harmonic trap. *Physical Review A*, 88:022505, 2013.
- [101] Nimrod Moiseyev. *Non-Hermitian quantum mechanics*. Cambridge University Press, 2011.
- [102] Nimrod Moiseyev. Sudden transition from a stable to an unstable harmonic trap as the adiabatic potential parameter is varied in a time-periodic harmonic trap. *Physical Review A*, 88(3):034502, 2013.
- [103] Tova Feldmann and Ronnie Kosloff. Characteristics of the limit cycle of a reciprocating

- quantum heat engine. *Physical Review E*, 70(4):046110, 2004.
- [104] G. Lindblad. Completely positive maps and entropy inequalities. *Comm. Math. Phys.*, 40:147, 1975.
  - [105] Alberto Frigerio. Quantum dynamical semigroups and approach to equilibrium. *Letters in Mathematical Physics*, 2(2):79–87, 1977.
  - [106] Alberto Frigerio. Stationary states of quantum dynamical semigroups. *Communications in Mathematical Physics*, 63(3):269–276, 1978.
  - [107] Herbert Spohn. Entropy production for quantum dynamical semigroups. *Journal of Mathematical Physics*, 19(5):1227–1230, 1978.
  - [108] Adolfo Del Campo, J Goold, and M Paternostro. More bang for your buck: Super-adiabatic quantum engines. *Scientific reports*, 4, 2014.
  - [109] Obinna Abah and Eric Lutz. Performance of superadiabatic quantum machines. *arXiv preprint arXiv:1611.09045*, 2016.
  - [110] Massimiliano Esposito, Katja Lindenberg, and Christian Van den Broeck. Universality of efficiency at maximum power. *Physical review letters*, 102(13):130602, 2009.
  - [111] Tova Feldmann and Ronnie Kosloff. Performance of discrete heat engines and heat pumps in finite time. *Physical Review E*, 61(5):4774, 2000.
  - [112] Jianhui Wang, Zhuolin Ye, Yiming Lai, Weisheng Li, and Jizhou He. Efficiency at maximum power of a quantum heat engine based on two coupled oscillators. *Physical Review E*, 91(6):062134, 2015.
  - [113] Juan Jaramillo, Mathieu Beau, and Adolfo del Campo. Quantum supremacy of many-particle thermal machines. *New Journal of Physics*, 18(7):075019, 2016.
  - [114] Mathieu Beau, Juan Jaramillo, and Adolfo del Campo. Scaling-up quantum heat engines efficiently via shortcuts to adiabaticity. *Entropy*, 18(5):168, 2016.
  - [115] L Chotorlishvili, M Azimi, S Stagraczyński, Z Toklikishvili, M Schöler, and J Berakdar. Superadiabatic quantum heat engine with a multiferroic working medium. *Physical Review E*, 94(3):032116, 2016.
  - [116] Yuanjian Zheng, Peter Hänggi, and Dario Poletti. Occurrence of discontinuities in the performance of finite-time quantum otto cycles. *arXiv preprint arXiv:1604.00489*, 2016.
  - [117] Raam Uzdin and Ronnie Kosloff. The multilevel four-stroke swap engine and its environment. *New Journal of Physics*, 16(9):095003, 2014.

- [118] Marlan O Scully, M Suhail Zubairy, Girish S Agarwal, and Herbert Walther. Extracting work from a single heat bath via vanishing quantum coherence. *Science*, 299(5608):862–864, 2003.
- [119] Johannes Roßnagel, Obinna Abah, Ferdinand Schmidt-Kaler, Kilian Singer, and Eric Lutz. Nanoscale heat engine beyond the carnot limit. *Physical review letters*, 112(3):030602, 2014.
- [120] Obinna Abah and Eric Lutz. Efficiency of heat engines coupled to nonequilibrium reservoirs. *EPL (Europhysics Letters)*, 106(2):20001, 2014.
- [121] Fernando Galve and Eric Lutz. Nonequilibrium thermodynamic analysis of squeezing. *Physical Review A*, 79(5):055804, 2009.
- [122] Gonzalo Manzano, Fernando Galve, Roberta Zambrini, and Juan MR Parrondo. Entropy production and thermodynamic power of the squeezed thermal reservoir. *Physical Review E*, 93(5):052120, 2016.
- [123] Gonzalo Manzano, Fernando Galve, Roberta Zambrini, and Juan MR Parrondo. Perfect heat to work conversion while refrigerating: thermodynamic power of the squeezed thermal reservoir. *arXiv preprint arXiv:1512.07881*, 2015.
- [124] Sheng-Wen Li, Moochan B Kim, and Marlan O Scully. Non-markovianity in a non-thermal bath. *arXiv preprint arXiv:1604.03091*, 2016.
- [125] Wolfgang Niedenzu, David Gelbwaser-Klimovsky, Abraham G Kofman, and Gershon Kurizki. Efficiency bounds for quantum engines powered by non-thermal baths. *arXiv preprint arXiv:1508.06519*, 2015.
- [126] XY Zhang, XL Huang, and XX Yi. Quantum otto heat engine with a non-markovian reservoir. *Journal of Physics A: Mathematical and Theoretical*, 47(45):455002, 2014.
- [127] Sheng-Wen Li. Mutual information description of entropy production. *arXiv preprint arXiv:1612.03884*, 2016.
- [128] KH Hoffmann and P Salamon. Finite-time availability in a quantum system. *EPL (Europhysics Letters)*, 109(4):40004, 2015.
- [129] Karl Heinz Hoffmann, Kim Schmidt, and Peter Salamon. Quantum finite time availability for parametric oscillators. *Journal of Non-Equilibrium Thermodynamics*, 40(2):121–129, 2015.
- [130] Amikam Levy, Robert Alicki, and Ronnie Kosloff. Quantum refrigerators and the third law of thermodynamics. *Physical Review E*, 85:061126, 2012.
- [131] W. Nernst. Ueber die Berechnung chemischer Gleichgewichte aus thermischen Messungen.



- Nachr. Kgl. Ges. Wiss. Gött.*, 1:40, 1906.
- [132] W. Nernst. Über die Beziehung zwischen Wärmeentwicklung und maximaler Arbeit bei kondensierten Systemen. *er. Kgl. Pr. Akad. Wiss.*, 52:933, 1906.
  - [133] W. Nernst. *The theoretical and experimental bases of the New Heat Theorem Ger., Die theoretischen und experimentellen Grundlagen des neuen Wärmesatzes.* W. Knapp, Halle, 1918.
  - [134] P. T. Landsberg. Foundations of thermodynamics. *Rev. Mod. Phys.*, 28:363, 1956.
  - [135] P. T. Landsberg. A comment on nernst's theorem. *J. Phys A: Math.Gen.*, 22:139, 1989.
  - [136] John C Wheeler. Nonequivalence of the nernst-simon and unattainability statements of the third law of thermodynamics. *Physical Review A*, 43(10):5289, 1991.
  - [137] F Belgiorno. Notes on the third law of thermodynamics: I. *Journal of Physics A: Mathematical and General*, 36(30):8165, 2003.
  - [138] Ronnie Kosloff, Eitan Geva, and Jeffrey M Gordon. Quantum refrigerators in quest of the absolute zero. *Journal of Applied Physics*, 87(11):8093–8097, 2000.
  - [139] Valentin Blickle and Clemens Bechinger. Realization of a micrometre-sized stochastic heat engine. *Nature Physics*, 8(2):143–146, 2012.
  - [140] Udo Seifert. Stochastic thermodynamics, fluctuation theorems and molecular machines. *Reports on Progress in Physics*, 75(12):126001, 2012.
  - [141] Imre Derényi and R Dean Astumian. Efficiency of brownian heat engines. *Physical Review E*, 59(6):R6219, 1999.
  - [142] Tsuyoshi Hondou and Ken Sekimoto. Unattainability of carnot efficiency in the brownian heat engine. *Physical Review E*, 62(5):6021, 2000.
  - [143] Tim Schmiedl and Udo Seifert. Efficiency at maximum power: An analytically solvable model for stochastic heat engines. *EPL (Europhysics Letters)*, 81(2):20003, 2007.
  - [144] Oren Raz, Yigit Subaşı, and Rami Pugatch. Geometric heat engines featuring power that grows with efficiency. *Physical review letters*, 116(16):160601, 2016.
  - [145] Andreas Dechant, Nikolai Kiesel, and Eric Lutz. Underdamped stochastic heat engine at maximum efficiency. *arXiv preprint arXiv:1602.00392*, 2016.
  - [146] L Mandelstam and Igor Tamm. The uncertainty relation between energy and time in non-relativistic quantum mechanics. *J. Phys.(USSR)*, 9(249):1, 1945.
  - [147] Norman Margolus and Lev B Levitin. The maximum speed of dynamical evolution. *Physica*

- D: Nonlinear Phenomena*, 120(1):188–195, 1998.
- [148] Vittorio Giovannetti, Seth Lloyd, and Lorenzo Maccone. Quantum limits to dynamical evolution. *Physical Review A*, 67(5):052109, 2003.
  - [149] Sebastian Deffner and Eric Lutz. Quantum speed limit for non-markovian dynamics. *Physical review letters*, 111(1):010402, 2013.
  - [150] Amikam Levy, Lajos Diósi, and Ronnie Kosloff. Quantum flywheel. *Phys. Rev. A*, 93:052119, 2016.
  - [151] Naoto Shiraishi, Keiji Saito, and Hal Tasaki. Universal trade-off relation between power and efficiency for heat engines. *Phys. Rev. Lett.*, 117:190601, Oct 2016.
  - [152] Luis A Correa, José P Palao, and Daniel Alonso. Internal dissipation and heat leaks in quantum thermodynamic cycles. *Physical Review E*, 92(3):032136, 2015.