

A Generalized Performance Evaluation Framework for Parallel Systems with Output Synchronization (Extended Version)

Wasiur R. KhudaBukhsh*, Sounak Kar†, Amr Rizk†, and Heinz Koepl†*

*Bioinspired Communication Systems Lab (BCS),

†Multimedia Communications Lab (KOM),

Technische Universitaet Darmstadt, Germany

Abstract—Frameworks, such as MapReduce and Hadoop are abundant nowadays. They seek to reap benefits of parallelization, albeit subject to a synchronization constraint at the output. Fork-Join (FJ) queuing models are used to analyze such systems. Arriving jobs are split into tasks each of which is mapped to exactly one server. A job leaves the system when all of its tasks are executed.

As a metric of performance, we consider waiting times for both work-conserving and non-work conserving server systems under a mathematical set-up general enough to take into account possible phase-type behavior of the servers, and as suggested by recent evidences, bursty arrivals.

To this end, we present a Markov-additive process framework for an FJ system and provide computable bounds on tail probabilities of steady-state waiting times, for both types of servers separately. We apply our results to three scenarios, namely, non-renewal (Markov-modulated) arrivals, servers showing phase-type behavior, and Markov-modulated arrivals and services. We compare our bounds against estimates obtained through simulations and also provide a theoretical conceptualization of provisions in FJ systems. Finally, we calibrate our model with real data traces, and illustrate how our bounds can be used to devise provisions.

I. INTRODUCTION

Recent infrastructural advancement of cloud computing and large-scale data processing has brought about massive deployment of parallel-server systems. Frameworks such as MapReduce [1], [2], and its implementation Hadoop [3] are plentiful in today's world. Such systems seek to reap the benefits of parallelization. However, often they are also subject to a synchronization constraint, because the final output is composed of outputs from all the servers. This makes performance evaluation of such systems interesting. Fork-Join (FJ) queuing models naturally capture the dynamics of system parallelization under synchronization constraint and have been used to analyze such systems.

In Fig. 1 we present a MapReduce abstraction resembling an FJ system. Arriving jobs are first split into tasks each of which is subsequently mapped exactly to one server executing the *map* operation. A job leaves the system when all of its tasks are executed. We categorize the servers depending on whether they are work-conserving or not. Servers that start servicing the task of the next job, if available, immediately after finishing the current job, are labeled work-conserving. Servers that are not work-conserving, referred to as “blocking” servers hereinafter,

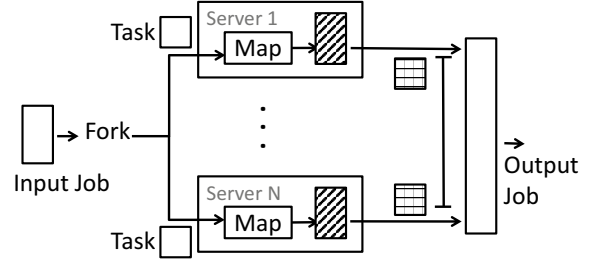


Fig. 1: MapReduce as Fork-Join system.

wait until *all* servers finish servicing their current jobs before starting the task of the next job. Blocking servers impose an additional synchronization barrier at the input.

As a metric of performance in an FJ system, we consider the waiting time, which we define as the amount of time a job waits until its *last* task starts being serviced. Its stochastic behavior is governed by the nature of jobs arriving, *i.e.*, the arrival process, and the service times of the servers. In the simplest case, one assumes a renewal process as arrival, and independent and identically distributed (iid) service times. However, recent evidences suggest that this assumption is untenable for various reasons. The arrival process may not be renewal and exhibit burstiness, *e.g.*, input to a MapReduce, Internet traffic (see [4]–[7]), and the servers may also be dependent in some sense. Therefore, we need a mathematical framework capable of accounting for these behaviors. In this paper, we present a Markov additive process [8] framework for this purpose (see Fig. 2) and show how particular application scenarios can be derived as special cases of it. In particular, we cover three application scenarios: **(a)** non-renewal (Markov-modulated) arrivals, **(b)** servers showing phase-type behavior, and **(c)** Markov-modulated (MM) arrivals and services. We also bring in the notion of a *provision*, an umbrella term used for a rule that decides job division into tasks, or that regulates service rates either *reactively* or *proactively*.

An exact analysis of an FJ system with more than two servers in a general set-up remains elusive [9], [10], because steady-state waiting time distribution is hard to obtain in closed form. One way to circumvent this problem is to attempt

approximate results [11]–[14]. Another approach, which we take in this paper, is to bound the tail probabilities [15], [16]. We also shed some light on how these bounds can be used for performance evaluation purposes of provisions. To give a concrete example, we also calibrate our model from a real data trace and devise a simplistic reactive provision.

Our contributions in this paper are: **(1)** A Markov-additive process framework for a general FJ system and computable upper bounds on the tail probabilities of steady-state waiting times, for work-conserving and blocking servers separately. **(2)** Application of our results to three scenarios, namely, non-renewal (Markov-modulated) arrivals, servers showing phase-type behavior, and Markov-modulated arrivals and services. In the process, we also compare our theoretical bounds against empirical complementary cumulative distribution function (CCDF) obtained through simulations. **(3)** An abstract conceptualization of (reactive and proactive) provisions in FJ systems. **(4)** Calibration of our model from data traces and an example reactive provision for the purpose of illustration.

The paper is organized as follows: We highlight related work in Sec. II. Sec. III introduces the central mathematical model and presents the main results. In Sec. IV, we apply our results to an FJ system with non-renewal input, followed by Sec. V where we describe an FJ system with dependent servers and bring in the notion of provisions. An FJ system with Markov-modulated arrivals and services are discussed in Sec. VI. Model calibration with real data traces is performed in Sec. VII. We conclude the paper with a discussion in Sec. VIII.

II. RELATED WORK

The work most relevant to ours is [8], where the authors establish large deviations property of uniformly recurrent Markov additive processes. Later on several queuing theoretic results such as [17] have been derived based on [8]. Inequalities for the stationary waiting times in $GI/G/k$ queues were first shown in [18]. Martingale techniques have been used to derive exponential upper bounds in [17], [19] and in [20].

Exact analysis of Fork-Join systems in a general set-up is hard [9], [10] and could only be carried out for a handful of special cases. Transient and steady-state solutions of the FJ queue in terms of virtual waiting times are obtained in [21]. Network calculus techniques have also been used to derive bounds [22], [23]. Results for FJ systems with two servers having exponential service times under Poissonian job arrivals are shown in [24]. Useful approximations [11]–[14] and bounds [9], [15], [16], [25], [26] have also surfaced.

The authors in [27] study the limiting behavior of FJ systems with blocking (finite buffer), *i.e.*, they study the how the throughput of a general FJ system with blocking servers behaves as the number of nodes increases to infinity while the processing speed and buffer space of each node remain unaltered. In another interesting note, FJ networks with non-exchangeable tasks under a heavy traffic (diffusion) regime are studied in [28], where the authors show asymptotic equivalence between this network and its corresponding assembly network with exchangeable tasks.

From the perspective of scheduling, [29] presents various policies in a distributed server system and suggests optimal ones for different situations. Similarly, [30] attempts to quantify the benefits parallelization in a dispatching system, where jobs, arriving in batches, are assigned to single-server FCFS queues. Note that the underlying premises in these works are quite dissimilar among themselves and from ours. The works [9], [16] are close to ours and share similar objective. While [16] does consider Markov-modulated processes, they premise on homogeneous servers and only consider Markov-modulated arrivals on a state-space of size 2. On the other hand, [9] provides bounds for expected response times under renewal Poissonian arrival and exponential service times.

Performance of MapReduce has been analyzed in [1], [31]. The authors in [1] present MapReduce as a programming model and show that many real world tasks are expressible in this model. On the other hand, [31] points out that Hadoop's performance depends heavily its task scheduler, which implicitly assumes homogeneous cluster nodes, and that it can be adversely impacted in a heterogeneous set-up. To address this issue, they propose Longest Approximate Time to End (LATE) scheduling algorithm. Similar optimization problems are surveyed in [2], [3]. In [32], the authors discuss pros and cons of MapReduce, and conclude efficiency issues, especially I/O costs still need to be addressed. The efficiency of a MapReduce system, in general, requires tuning a number of parameters. In [33], Babu propose an out-of-the-box automation technique to avoid manual tuning of the parameters. As opposed to our theoretical standpoint, these articles provide a complimentary view from a practical implementation perspective.

III. THE MODEL

In this section, we present our central mathematical model for Fork-Join systems. We derive a general result from which we obtain several special cases that are relevant for practical purposes. In particular, we shall provide stochastic bounds on the steady state waiting time distributions for a general heterogeneous setting.

The following notational conventions are followed throughout the paper. We denote the set of natural numbers and the set of real numbers by \mathbb{N} and \mathbb{R} respectively. Let $\mathbb{N}_0 := \mathbb{N} \cup \{0\}$. For $N \in \mathbb{N}$, let $[N] := \{1, 2, \dots, N\}$. For $A \subseteq \mathbb{R}$, we denote the Borel σ -field of subsets of A by $\mathcal{B}(A)$. For any $f : \mathbb{R} \rightarrow \mathbb{R}$, we denote the effective domain of f by $\mathcal{D}(f)$, *i.e.*, $\mathcal{D}(f) := \{x \in \mathbb{R} \mid f(x) < \infty\}$. For an event A , we denote the indicator function of A by $\mathbb{1}(A)$, taking value unity when A is true and zero otherwise.

A. System description

Consider a single stage FJ queuing system with N parallel servers as depicted in Fig. 1. Jobs arrive at the input station according to some process with inter-arrival time A_i between the i -th and $(i + 1)$ -th job, $i \in \mathbb{N}$. A job is split into N tasks each of which is assigned to exactly one server. The service time for the task of job i at the n -th server is denoted by the random variable $S_{n,i}$, where $n \in [N]$. To capture the effects

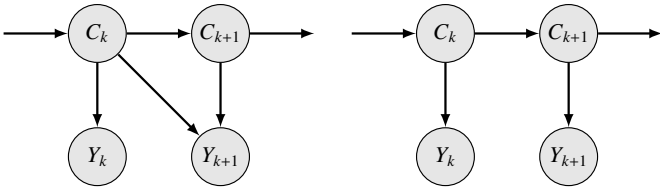


Fig. 2: Graphical representation of a Markov-additive process $\{C_k, Y_k\}_{k \in \mathbb{N}}$ (**Left**) and its special “uncoupled” case, the Markov modulated model (**Right**). The nodes represent the variables and the arrows, the dependence structure. Please note that Y_K is an additive component in that $Y_{k+1} = Y_k + Y_k^A$ for some $\{Y_k^A\}_{k \in \mathbb{N}}$. In our case, $Y_k^A = \sup_{n \in [N]} S_{n,k} - A_k$. While the Markov-additive process, from the perspective of a provision, is capable of modeling “proactive” systems (that anticipate the immediate future and act accordingly, *i.e.*, set service rates accordingly) as well as reactive systems (that react on the current environment), the uncoupled model on the right is only capable of modeling the latter.

of changing environment, we consider an underlying Markov chain $\{C_k\}_{k \in \mathbb{N}_0}$ on some general measure space $(\mathbb{E}, \mathcal{E})$. Note that \mathbb{E} need not be finite, or even countable. We will explain later how different choices of \mathbb{E} would fit different practical scenarios. We need two processes $\{X_{n,k}\}_{n \in [N], k \in \mathbb{N}_0}$ and $\{Y_k\}_{k \in \mathbb{N}_0}$ defined as follows

$$X_{n,k} := \sum_{i=1}^k X_{n,i}^A, \quad Y_k := \sum_{i=1}^k Y_i^A, \quad (1)$$

where $X_{n,i}^A = S_{n,i} - A_i$ and $Y_i^A = \sup_{n \in [N]} S_{n,i} - A_i$ for all $i \in \mathbb{N}$ and set $X_{n,0} := 0, Y_0 := 0$, for each $n \in [N]$.

We assume that conditional on $\{C_k = c\}$, the servers act independently. In addition to this, we assume that the processes $\{(C_k, X_{n,k})\}_{k \in \mathbb{N}}$, for each $n \in [N]$, and $\{(C_k, Y_k)\}_{k \in \mathbb{N}}$ are Markov-additive (MA) processes on $(\mathbb{E} \times \mathbb{R}, \mathcal{E} \times \mathcal{B}(\mathbb{R}))$. Please refer to Appendix A for a precise definition and also see Fig. 2. Their transition kernels are defined as, for $n \in [N]$,

$$K_n(c, A \times B) := P((C_1, X_{n,1}) \in A \times B \mid C_0 = c), \quad (2)$$

$$\text{and } L(c, A \times B) := P((C_1, Y_1) \in A \times B \mid C_0 = c),$$

where $c \in \mathbb{E}, A \in \mathcal{E}$ and $B \in \mathcal{B}(\mathbb{R})$. Also, to avoid triviality, we assume a stable system with finite cumulants of the additive components. Define

$$\lambda^{(n)}(s) := \lim_{k \rightarrow \infty} k^{-1} \log E[\exp(sX_{n,k})], \quad (3)$$

$$\zeta(s) := \lim_{k \rightarrow \infty} k^{-1} \log E[\exp(sY_k)],$$

allowing possibly infinite values. We make the technical assumptions precise in Appendix A.

Having described our system, we look at one of the important metrics of performance, namely, waiting times.

B. Waiting times

a) *Work-conserving servers*: For an FJ queuing system with N work-conserving servers, we adopt the definition of

waiting time W_j , for the j -th job, from [15], as 0 for $j = 1$ and $\max\{0, \sup_{k \in [j-1]} \{\sup_{n \in [N]} \{\sum_{i=1}^k S_{n,j-i} - \sum_{i=1}^k A_{j-i}\}\}\}$, for $j > 1$. Intuitively we consider a job to be waiting until its last task starts being serviced. Hence, we have the following steady state representation of the waiting time W :

$$W \stackrel{=}{=} \sup_{k \in \mathbb{N}_0} \sup_{n \in [N]} X_{n,k}, \quad (4)$$

where $\stackrel{=}{=}$ denotes equality in distribution and $X_{n,k}$ is as defined in (1).

b) *Blocking servers*: As before, for an FJ queuing system with N blocking servers, we adopt the definition of waiting time W'_j , for the j -th job, from [15], as 0 for $j = 1$ and $\max\{0, \sup_{k \in [j-1]} \{\sum_{i=1}^k \sup_{n \in [N]} S_{n,j-i} - \sum_{i=1}^k A_{j-i}\}\}$, for $j > 1$. Then, we have the following steady state representation of the waiting time W' in terms of Y_k from (1):

$$W' \stackrel{=}{=} \sup_{k \in \mathbb{N}_0} Y_k. \quad (5)$$

C. Probabilistic bounds on waiting times

In this section, we provide probabilistic bounds on the steady-state waiting times defined in (4), and (5). In order to do so, we need to transform the transition kernels defined in (2) as follows, for all $c \in \mathbb{E}, A \in \mathcal{E}$,

$$\tilde{K}_n(c, A; s) := \int_{\mathbb{R}} K_n(c, A \times dx) \exp(sx), \quad \forall n \in [N], \quad (6)$$

$$\tilde{L}(c, A; s) := \int_{\mathbb{R}} L(c, A \times dy) \exp(sy).$$

The highest eigenvalues of the transformed kernels in (6) play a pivotal role in constructing martingales based on which the bounds would be derived. We now present two theorems the first of which considers a work-conserving system.

Theorem 1. (Work-conserving systems) Consider an FJ system with N parallel work-conserving servers, as described in Secs. III-A and III-B. Then, we have

- 1) For all $n \in [N]$ and $s \in \mathcal{D}(\lambda^{(n)})$, $\exp(\lambda^{(n)}(s))$ is the simple maximal eigenvalue of \tilde{K}_n and the corresponding right eigenfunction $\{r_n(c, s); c \in \mathbb{E}\}$ satisfying

$$\exp(\lambda^{(n)}(s)) r_n(c, s) = \int_{\mathbb{R}} \tilde{K}_n(c, d\tau; s) r_n(\tau, s),$$

is positive and bounded above.

- 2) The tail probabilities of the steady-state waiting times defined in (4) are bounded above by

$$P(W \geq w) \leq \sum_{n \in [N]} \phi_n(\theta_n) \exp(-\theta_n w), \quad (7)$$

where $\theta_n := \sup\{s > 0 \mid \lambda^{(n)}(s) \leq 0\}$ and $\phi_n(s) := \text{ess sup}\{\mathbb{1}(X_{n,1} > 0)/r_n(C_1, s)\}$, after having normalized $r_n(\cdot, \theta_n)$ so that $E[r_n(C_0, \theta_n)] = 1$, for each $n \in [N]$.

The proof follows by extending already known results for Markov-additive processes from probability literature (see *e.g.*, [8], [17]). However, for the sake of completeness, it is provided in Appendix B. Now we provide bounds for the blocking system in the following theorem.

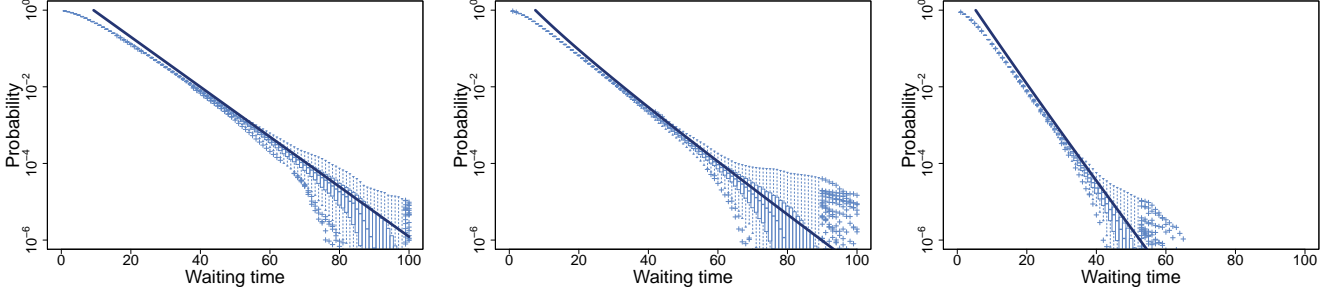


Fig. 3: Numerical verification of the bounds (shown in darker shade) for work-conserving systems. **(Left)** FJ system with Markov-modulated arrivals. The modulating Markov chain takes values in the set $\mathbb{E} = \{1, 2, 3, 4\}$. The exponential inter-arrival times have parameters 0.70, 0.75, 0.90, and 0.95. **(Middle)** FJ system with Markov-modulated service times. The modulating Markov chain takes values in the set $\mathbb{E} = \{1, 2, 3, \dots, 32\}$. The exponential inter-arrival times have parameter 0.9. **(Right)** FJ system with Markov-modulated arrival and service times. The modulating Markov chain takes values in the set $\mathbb{E} = \{1, 2, 3, \dots, 64\}$. In all the cases, there are five heterogeneous and work-conserving servers whose service rates drawn randomly, satisfying the stability conditions in **B2** and **B3**. The transition probabilities and the initial distribution of C_k are chosen randomly.

Theorem 2. (Blocking systems) Consider an FJ system with N parallel work-conserving servers, as described in Secs. III-A and III-B. Then, we have

- 1) For all $s \in \mathcal{D}(\zeta)$, $\exp(\zeta(s))$ is the simple maximal eigenvalue of \tilde{L} and the corresponding right eigenfunction $\{r(c, s); c \in \mathbb{E}\}$ satisfying

$$\exp(\zeta(s))r(c, s) = \int_{\mathbb{R}} \tilde{L}(c, d\tau; s)r(\tau, s),$$

is positive and bounded above.

- 2) The tail probabilities of the steady-state waiting times defined in (5) are bounded above by

$$P(W' \geq w) \leq \phi(\theta) \exp(-\theta w), \quad (8)$$

where $\theta := \sup\{s > 0 \mid \zeta(s) \leq 0\}$ and $\phi(s) := \text{ess sup}\{\mathbb{1}(Y_1 > 0)/r(C_1, s)\}$ after having normalized $r(\cdot, \theta)$ so that $E[r(C_0, \theta)] = 1$.

The proof is provided in Appendix B. These two theorems are central to all the application scenarios that we consider in this paper. For ease of computation, we shall consider what is referred to as the “uncoupled” MA-process in [8]. This essentially refers to a process with Markov-modulated increments (see Fig. 2 and refer to [17]).

The “uncoupled” case: Suppose the distributions of increments, $X_{n,k+1}^A$, for each $n \in [N]$, and Y_{k+1}^A respectively for work-conserving and blocking systems, do not depend on C_k , conditional on C_{k+1} . This allows us to find conditional distributions $Q_n(c, B) := P(X_{n,1}^A \in B \mid C_1 = c)$, for each $n \in [N]$ for work-conserving systems, and $R(c, B) := P(Y_1^A \in B \mid C_1 = c)$ for blocking systems, for each $c \in \mathbb{E}$ and $B \in \mathcal{B}(\mathbb{R})$. Then, denoting the transition kernel of $\{C_k\}$ alone by T , we simplify the transformed kernels in (6) as follows

$$\begin{aligned} \tilde{K}_n(c, d\tau; s) &= T(c, d\tau) \int_{\mathbb{R}} Q_n(\tau, dz) e^{sz} = T(c, d\tau) E_{\tau}(e^{sX_{n,1}^A}), \\ \tilde{L}(c, d\tau; s) &= T(c, d\tau) \int_{\mathbb{R}} R(\tau, dz) e^{sz} = T(c, d\tau) E_{\tau}(e^{sY_1^A}). \end{aligned}$$

Here we use the shorthand notation $E_{\tau}(\exp(sX_{n,1}^A))$ to denote $E[\exp(sX_{n,1}^A) \mid C_1 = \tau]$, the moment generating function (MGF) of $X_{n,1}^A$ conditioned on $\{C_1 = \tau\}$, the event that underlying Markov chain is in state τ . We can further simplify the formulas if we make following assumptions¹.

- A1** We assume that the service times and the arrival times are independent conditional on the $\{C_k = c\}$. This yields

$$\begin{aligned} \tilde{K}_n(c, d\tau; s) &= T(c, d\tau) E_{\tau}(e^{sS_{n,1}}) E_{\tau}(e^{-sA_1}), \\ \tilde{L}(c, d\tau; s) &= T(c, d\tau) E_{\tau}(e^{s \sup_{n \in [N]} S_{n,1}}) E_{\tau}(e^{-sA_1}). \end{aligned} \quad (9)$$

- A2** If further the increments $X_{n,1}^A$ and Y_1^A take positive values with non-zero probability for any conditioning of C_k , then the essential supremums in Thms. 1 and 2 simplify to

$$\phi_n(s) = \sup_{c \in \mathbb{E}} \{1/r_n(c, s)\}, \quad \phi(s) = \sup_{c \in \mathbb{E}} \{1/r(c, s)\}. \quad (10)$$

With these simplifications the computation of bounds on the tail probabilities of the waiting times is straightforward. We present the procedure in the form of pseudocodes 1 and 2 for ease of understanding and implementation.

Note that both pseudocodes 1 and 2 require numerical solution methods when closed-form analytic expressions are difficult to obtain. Before closing the section, we make the following remark.

Remark 1. The bounds in (7) and (8) can also be used to derive bounds on the mean waiting times for the work-conserving and the blocking system respectively as follows

$$E[W] \leq \sum_{n \in [N]} \frac{\phi_n(\theta_n)}{\theta_n} \quad \text{and} \quad E[W'] \leq \frac{\phi(\theta)}{\theta}. \quad (11)$$

Next we apply our results to several scenarios in the following sections. They are intended to serve as simple illustrative examples. For ease of computation, assume that the state space

¹These assumptions are only for the sake of simplification, the bounds hold even without them.

Algorithm 1 Pseudocode for work-conserving systems

Require: Transition kernel T , and the MGFs $E_\tau(\exp(sS_{n,1})), E_\tau(\exp(-sA_1))$
Ensure: Stability **B2** and finiteness of cumulants **B3**
1: Transform T to get $\tilde{K}_n(c, d\tau; s)$ (see (9))
2: **for** $n \leftarrow 1, N$ **do**
3: $\exp(\lambda^{(n)}(s)) \leftarrow$ maximal eigenvalue of $\tilde{K}_n(c, d\tau; s)$
4: $\theta_n \leftarrow \sup\{s > 0 \mid \lambda^{(n)}(s) \leq 0\}$
5: Normalize $r_n(\cdot, \theta_n)$ so that $E[r_n(C_0, \theta_n)] = 1$
6: $\phi_n(\theta_n) \leftarrow \sup_{c \in \mathbb{B}} \{1/r_n(c, \theta_n)\}$
7: **end for**
8: Compute bound on waiting time using (7)

Algorithm 2 Pseudocode for blocking systems

Require: Transition kernel T , and the MGFs $E_\tau(\exp(s \sup_{n \in [N]} S_{n,i})), E_\tau(\exp(-sA_1))$
Ensure: Stability **B2** and finiteness of cumulants **B3**
1: Transform T to get $\tilde{L}(c, d\tau; s)$ (see (9))
2: $\exp(\zeta(s)) \leftarrow$ maximal eigenvalue of $\tilde{L}(c, d\tau; s)$
3: $\theta \leftarrow \sup\{s > 0 \mid \zeta(s) \leq 0\}$
4: Normalize $r(\cdot, \theta)$ so that $E[r_n(C_0, \theta)] = 1$
5: $\phi(\theta) \leftarrow \sup_{c \in \mathbb{B}} \{1/r(c, \theta)\}$
6: Compute bound on waiting time using (8)

\mathbb{B} of the chain $\{C_k\}_{k \in \mathbb{N}_0}$ is finite. Then, the transition kernel T of $\{C_k\}_{k \in \mathbb{N}_0}$ is just a transition matrix. Let us write $T = ((t_{i,j}))$. We do allow the servers to follow different probability distributions satisfying stability conditions **B2** and **B3**. We provide in the following simple examples where service and inter-arrival times are exponentially distributed. For the computation of MGF for the blocking system, we make use of the following statistical result.

Remark 2. Consider a finite collection of independent random variables $\{U_n\}_{n \in [N]}$ on $(\mathbb{R}_+^N, \mathcal{B}(\mathbb{R}_+^N))$ such that $U_n \sim \text{Exponential}(\mu_n)$ for each $n \in [N]$. Write $\mu = (\mu_1, \mu_2, \dots, \mu_N)$. Then, the mean and the moment generating function (MGF) of $V := \max_{n \in [N]} U_n$ are given by

$$\begin{aligned} E[V] = \alpha(\mu) &:= \sum_{\substack{S \subset [N] \\ S \neq \emptyset}} (-1)^{|S|+1} \frac{1}{(\sum_{i \in S} \mu_i)}, \\ E[e^{sV}] = \beta(\mu; s) &:= \sum_{\substack{S \subset [N] \\ S \neq \emptyset}} (-1)^{|S|+1} \frac{(\sum_{i \in S} \mu_i)}{(\sum_{i \in S} \mu_i) - s}. \end{aligned} \quad (12)$$

The proof is provided in Appendix B.

IV. FJ SYSTEM WITH NON-RENEWAL INPUT

In this section, we describe an FJ system with Markov-modulated inputs. This is principally motivated by recent empirical evidences that reveal burstiness in Internet traffic and also in inputs to MapReduce clusters [4]–[7]. In general, to model this burstiness, we can assume the inter-arrival times to be modulated by some Markov chain $\{C_k\}_{k \in \mathbb{N}_0}$.

Numerical example: MM inter-arrival times

Suppose the modulating Markov chain takes four distinct values (corresponding to different phases of arrival traffic). In state j of the chain, suppose the inter-arrival times are exponentially distributed with parameter λ_j . Also assume, the service times at the n -th server are exponentially distributed with parameter μ_n . Then, the transformation in (9) is simply

$$\begin{pmatrix} t_{11} & t_{12} & t_{13} & t_{14} \\ t_{21} & t_{22} & t_{23} & t_{24} \\ t_{31} & t_{32} & t_{33} & t_{34} \\ t_{41} & t_{42} & t_{43} & t_{44} \end{pmatrix} \rightarrow \begin{pmatrix} t_{11} \frac{\lambda_1}{\lambda_1+s} & t_{12} \frac{\lambda_2}{\lambda_2+s} & t_{13} \frac{\lambda_3}{\lambda_3+s} & t_{14} \frac{\lambda_4}{\lambda_4+s} \\ t_{21} \frac{\lambda_1}{\lambda_1+s} & t_{22} \frac{\lambda_2}{\lambda_2+s} & t_{23} \frac{\lambda_3}{\lambda_3+s} & t_{24} \frac{\lambda_4}{\lambda_4+s} \\ t_{31} \frac{\lambda_1}{\lambda_1+s} & t_{32} \frac{\lambda_2}{\lambda_2+s} & t_{33} \frac{\lambda_3}{\lambda_3+s} & t_{34} \frac{\lambda_4}{\lambda_4+s} \\ t_{41} \frac{\lambda_1}{\lambda_1+s} & t_{42} \frac{\lambda_2}{\lambda_2+s} & t_{43} \frac{\lambda_3}{\lambda_3+s} & t_{44} \frac{\lambda_4}{\lambda_4+s} \end{pmatrix}.$$

Having done the above transformation, the decay rates are found as

$$\begin{aligned} \theta_n &= \sup\{s > 0 \mid \frac{\mu_n}{\mu_n - s} \chi_A(s) \leq 1\}, \\ \theta &= \sup\{s > 0 \mid \beta(\mu; s) \chi_A(s) \leq 1\}, \end{aligned} \quad (13)$$

where χ_A is the largest eigenvalue of the transformed matrix. After normalization of the right eigenvector, one obtains the bounds using (7) and (8) for the work-conserving and the blocking system respectively. Please see Fig. 3 (for work-conserving systems) and Fig. 4 (for blocking systems) to compare our bounds against complementary cumulative distribution functions (CCDFs) obtained from simulations.

V. PARALLEL SYSTEMS WITH DEPENDENT SERVERS

In this section, we consider an FJ system as described in Sec. III with correlated servers. To be precise, we assume that the service times are modulated by some Markov chain. The motivation behind this is the phase type behaviors that service times show due to various external effects. Before furnishing numerical examples, we mention some factors that might engender such a phase-type behavior.

c) *Shared resources:* As depicted in Fig. 5, the servers may be shared resources and hence could only be partially utilized. The modulating chain allows us to model the share of server capacity utilizable by each incoming job.

d) *Unequal job sizes:* Many a time we are faced with situations where the job arrival process is renewal, but the job sizes are unequal. In the context of MapReduce, the job sizes could be time varying. In this case, the modulating chain would stand for different job sizes enforcing different service time distributions. The state space of the chain \mathbb{B} can be chosen depending on the particular application under consideration.

e) *Provisions in MapReduce:* The “irregular” service times may also arise due to provisions, even when the job sizes do not change. Suppose that the incoming jobs are split unequally among the available servers. The rule that decides job division into tasks is termed a *provision*. Such provisions can be employed in MapReduce systems to manipulate waiting times. Consider a simple example. Each job consists of two sub-jobs one of which is more demanding than the other. That is, $\text{Job}_i = (\text{Job}_{i,1}, \text{Job}_{i,2})$, where $\text{Job}_{i,1}$ can be assumed to be heavier without loss of generality. Now, in order to

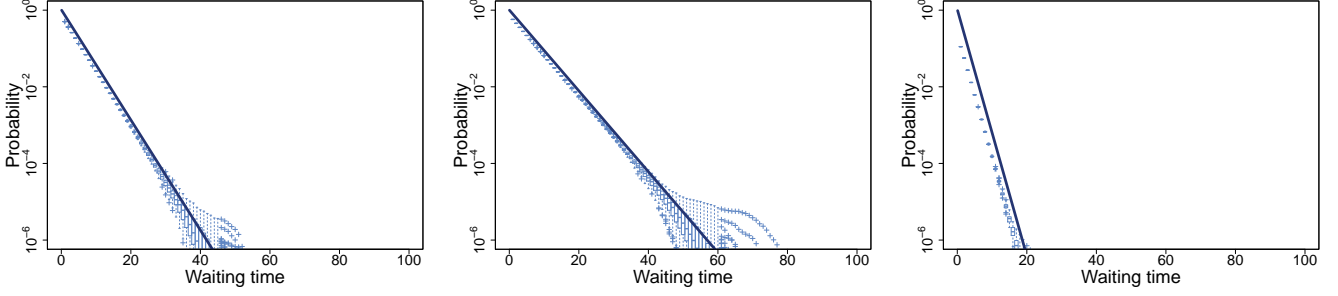


Fig. 4: Numerical verification of the bounds (shown in darker shade) for blocking systems. **(Left)** FJ system with Markov-modulated arrivals. The modulating Markov chain takes values in the set $\mathbb{E} = \{1, 2, 3\}$. The exponential inter-arrival times have parameters 0.25, 0.4, and 0.50. **(Middle)** FJ system with Markov-modulated service times. The modulating Markov chain takes values in the set $\mathbb{E} = \{1, 2, 3, \dots, 32\}$. The exponential inter-arrival times have parameter 0.35. **(Right)** FJ system with Markov-modulated arrival and service times. The modulating Markov chain takes values in the set $\mathbb{E} = \{1, 2, 3, \dots, 64\}$. In all the cases, there are five heterogeneous and blocking servers whose service rates drawn randomly, satisfying the stability conditions in **B2** and **B3**. The transition probabilities and the initial distribution of C_k are chosen randomly.

apportion the burden of the heavier job, devise a variant of round robin mechanism such that for the first job Job_1 , the sub-job $\text{Job}_{1,1}$ is allotted to servers $1, 2, \dots, d$ and $\text{Job}_{1,2}$, to the rest. Then, $\text{Job}_{2,1}$ is allotted to servers $d+1, d+2, \dots, 2d$ and $\text{Job}_{2,2}$ to the rest, and so on. Mathematically this is equivalent to having a modulating Markov chain that starts at state 1 where it assigns service rates appropriate of the heavier job to servers $1, 2, \dots, d$ and the usual, to the rest, and then jumps with probability one to state 2 where it assigns service rates appropriate of the heavier job to servers $d+1, d+2, \dots, 2d$ and the usual, to the rest.

f) *Modulation in MPTCP*: Packet scheduling or load-balancing mechanisms could also give rise to correlated service times. The load-balancing algorithm typically decides the amount of packets to send over each path with the objective of keeping congestion under control, or to a minimum. Incorporating all the subtleties of a real system into a mathematical model is often not feasible. However, taking the liberty of mathematical abstraction, we can model such a scenario with a Markov chain (representing the decisions of the load-balancer) that modulates only the service times of the system.

g) *Efficiency differentiation*: Servers may themselves have their own high and low efficiency periods that may or may not depend on other servers (possibly enforced by energy-saving routines).

Numerical example: MM service times

Motivated by the above scenarios, we now elaborate the bound computation. In the following example, assume the arrival process is renewal and inter-arrival times are exponentially distributed with parameter λ .

Suppose there are two servers each of which has two efficiency phases, high and low. We can model this by two Markov chains modulating the servers, each on state space $\{0, 1\}$. For the sake of simplicity, assume that server i is exponentially distributed with parameter μ_i or κ_i according as

its modulating Markov chain is state 0 or 1. The two Markov chains may or may not be independent. Mathematically this is equivalent to having one single modulating Markov chain on state space $\{0, 1\} \times \{0, 1\}$. Since the set $\{0, 1\} \times \{0, 1\}$ has one-to-one correspondence with the set $\{1, 2, 3, 4\}$, we can conveniently rename the states as $(0, 0) \rightarrow 1$, $(0, 1) \rightarrow 2$, $(1, 0) \rightarrow 3$, $(1, 1) \rightarrow 4$. Now let us first look at the work-conserving system. For the 1st server, we transform

$$\begin{pmatrix} t_{11} & t_{12} & t_{13} & t_{14} \\ t_{21} & t_{22} & t_{23} & t_{24} \\ t_{31} & t_{32} & t_{33} & t_{34} \\ t_{41} & t_{42} & t_{43} & t_{44} \end{pmatrix} \rightarrow \begin{pmatrix} t_{11} \frac{\mu_1}{\mu_1 - s} & t_{12} \frac{\mu_1}{\mu_1 - s} & t_{13} \frac{\kappa_1}{\kappa_1 - s} & t_{14} \frac{\kappa_1}{\kappa_1 - s} \\ t_{21} \frac{\mu_1}{\mu_1 - s} & t_{22} \frac{\mu_1}{\mu_1 - s} & t_{23} \frac{\kappa_1}{\kappa_1 - s} & t_{24} \frac{\kappa_1}{\kappa_1 - s} \\ t_{31} \frac{\mu_1}{\mu_1 - s} & t_{32} \frac{\mu_1}{\mu_1 - s} & t_{33} \frac{\kappa_1}{\kappa_1 - s} & t_{34} \frac{\kappa_1}{\kappa_1 - s} \\ t_{41} \frac{\mu_1}{\mu_1 - s} & t_{42} \frac{\mu_1}{\mu_1 - s} & t_{43} \frac{\kappa_1}{\kappa_1 - s} & t_{44} \frac{\kappa_1}{\kappa_1 - s} \end{pmatrix}.$$

Transformation for the 2nd server is analogous. Denote the largest eigenvalues of these two transformed matrices by $\chi_S^{(1)}$ and $\chi_S^{(2)}$ respectively. The transformation for the blocking system is as follows

$$\begin{pmatrix} t_{11}\beta(\mu_1, \kappa_1; s) & t_{12}\beta(\mu_1, \kappa_2; s) & t_{13}\beta(\mu_2, \kappa_1; s) & t_{14}\beta(\mu_2, \kappa_2; s) \\ t_{21}\beta(\mu_1, \kappa_1; s) & t_{22}\beta(\mu_1, \kappa_2; s) & t_{23}\beta(\mu_2, \kappa_1; s) & t_{24}\beta(\mu_2, \kappa_2; s) \\ t_{31}\beta(\mu_1, \kappa_1; s) & t_{32}\beta(\mu_1, \kappa_2; s) & t_{33}\beta(\mu_2, \kappa_1; s) & t_{34}\beta(\mu_2, \kappa_2; s) \\ t_{41}\beta(\mu_1, \kappa_1; s) & t_{42}\beta(\mu_1, \kappa_2; s) & t_{43}\beta(\mu_2, \kappa_1; s) & t_{44}\beta(\mu_2, \kappa_2; s) \end{pmatrix}.$$

Call its largest eigenvalue χ_S . The function β is as defined in (12). Having done the above transformation, the decay rates are found as

$$\begin{aligned} \theta_n &= \sup\{s > 0 \mid \frac{\lambda}{\lambda + s} \chi_S^{(n)}(s) \leq 1\}, \\ \theta &= \sup\{s > 0 \mid \frac{\lambda}{\lambda + s} \chi_S(s) \leq 1\}. \end{aligned} \quad (14)$$

After normalization of the right eigenvector, one finds the bounds using formulas in (7) and (8) for the work-conserving and the blocking system respectively. To see the quality of our bounds on a bigger state space, we simulated an FJ system with five heterogeneous servers being modulated by a chain

having 32 states. See Fig. 3 (for work-conserving systems) and Fig. 4 (for blocking systems) to compare our bounds against empirical CCDFs.

VI. MARKOV MODULATED ARRIVAL AND SERVICES

In this section, we describe a system where service and inter-arrival times may be dependent. This is essentially a generalization over Secs. IV and V. All the motivating examples listed in Secs. IV and V can be extended to this case to account for generalized application scenarios. While this allows us to endow service times of each server, and the arrival process, separate modulating Markov chains (which can be modeled by one single chain on the Cartesian product space as shown before), we can use this formalism to devise more advanced provisions too by taking into account the current job arrival rate (*i.e.*, set efficiency of servers to “high” during busy period and to “low” otherwise etc.). This paves way for what we call “reactive provisions.”

h) Reactive provisions: Recall the definition of a provision as discussed in Sec. V. We propose to take into account information on the current environment in some form and then modulate (*i.e.*, set service rates accordingly). Such a provision is reactive in nature and hence the nomenclature. The changing environment is essentially captured through the modulating Markov chain in this case.

Numerical example: MM inter-arrival and service times

Consider a Markov chain $(C_k)_{k \in \mathbb{N}_0}$ capturing the changing environment in the sense that at state j of the inter-arrival times are exponentially distributed with parameter λ_j and accordingly, the service times at the n -th server are distributed exponentially with parameter $\mu_{n,j}$. Define $\mu^{(j)} := (\mu_{1,j}, \mu_{2,j}, \dots, \mu_{N,j})$. Then, the required transformation for work-conserving systems is $t_{ij} \rightarrow t_{ij} \left(\frac{\mu_{n,j}}{\mu_{n,j} - s} \right) \left(\frac{\lambda_j}{\lambda_j + s} \right)$, for the n -th server, and likewise, the transformation for the blocking system is given by $t_{ij} \rightarrow t_{ij} \beta(\mu^{(j)}; s) \left(\frac{\lambda_j}{\lambda_j + s} \right)$. Let us denote the largest eigenvalue of the transformed matrix for the n -th server by $\chi_{AS}^{(n)}$, and that of the transformed matrix for the blocking system by χ_{AS} . Therefore, the decay rates are found as

$$\begin{aligned} \theta_n &= \sup\{s > 0 \mid \chi_{AS}^{(n)}(s) \leq 1\}, \\ \theta &= \sup\{s > 0 \mid \chi_{AS}(s) \leq 1\}. \end{aligned} \quad (15)$$

After normalization of the right eigenvector, we compute the bounds using formulas in (7) and (8). To see the quality of our bounds, we simulated the system with the modulating chain having 64 states. See Fig. 3 for work-conserving systems and Fig. 4 for blocking systems to compare our bounds against empirical CCDFs.

VII. TRACE-BASED EVALUATION

Here we characterize the arrival process from a real data trace and based on that, construct a simple provision.

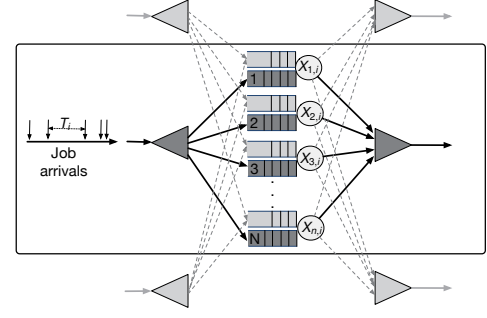


Fig. 5: Single-node FJ system with shared resources.

A. Description of the dataset

The data traces used in this discourse are available publicly [34]. It provides traces from a Borg cell (see [35]) recorded over a window of 7 hours. We assume a job arrives during the time slot where it first appears in the dataset. We generate counts of arrivals in each time slot of 300 seconds. To avoid adverse effects of outliers, first two time slots are discarded.

B. Estimation Procedure

Note that the data at our disposal do not contain inter-arrival times but rather counts of arrivals during time slots. Therefore, we formulate a Markov-modulated Poisson Process (MMPP) from which intensities of the inter-arrival times can be estimated. There are several estimation procedures for this purpose, including standard Maximum Likelihood Estimates (MLEs). The number of states being unknown a priori, one could also pose this as a (Bayesian) model selection problem. We employ the “LAMBDA” algorithm proposed in [36]. The number of states is estimated to be 3 and the per-second arrival intensities, $(\lambda_1, \lambda_2, \lambda_3) = (0.4616, 0.3180, 0.2011)$. The transition matrix is also estimated.

C. FJ System with a Reactive Provision

We present an idealized situation to utilize the estimated parameters. Suppose we have five heterogeneous servers that are fed by Markov-modulated arrivals with the estimated transition probability matrix and inter-arrival intensities. Suppose each server can operate in three efficiency settings: high, medium, and low. In reality, the modulating chain is unobservable except perhaps for some special cases (*e.g.*, distinguishable job types being represented by the chain). Therefore, to design a reactive provision, one needs to estimate the hidden state from observable inter-arrival times. Machine learning techniques can be used to achieve this objective. But in light of A1, we do not attempt to do that here. For the sake of simple demonstration, we devise a simple reactive provision assuming the chain is visible. The provision simply assigns highest service rate when the arrival rate is highest, and assigns lowest, when the arrival rate is lowest. Mathematically, it just rearranges the service rates as described in Sec. VI so that $\mu_{n,i} \geq \mu_{n,j}$ whenever $i > j$ for all $n \in [N]$, because the arrivals rates satisfy $\lambda_1 > \lambda_2 > \lambda_3$. This provision is compared against a random assignment in Fig. 6.

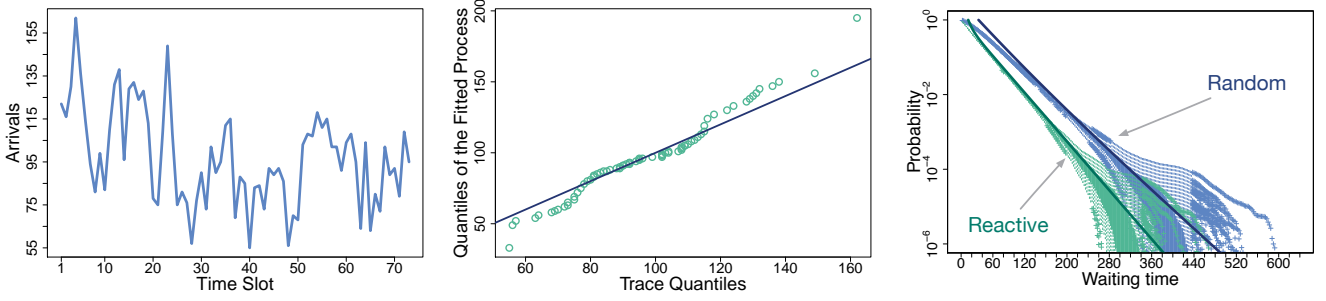


Fig. 6: Numerical study based on real traces. **(Left)** Data trace plotted against observation time slots. Each time slot consists of 300 seconds. **(Middle)** Q-Q plot of data trace versus simulations of the fitted process. **(Right)** An FJ system with the fitted arrival process and with five servers with randomly assigned service rates. A simple reactive provision is designed and compared against the one assigning service rates randomly. The reactive provision rearranges the service rates of each of the servers so as to have a high service rate when the arrival rate is high.

VIII. DISCUSSION AND CONCLUSIONS

In this paper, we have provided computable upper bounds on tail probabilities of the steady-state waiting times for a general FJ system in a Markov-additive process framework. We applied our results to three specific application areas and also presented an abstract conceptualization of provisions. For the purpose of illustration, we also calibrated our model from real data traces.

Our mathematical framework is a general one. Most known cases can be derived by suitably choosing the kernels. For ease of understanding, we only provided simple examples involving the “uncoupled” case (see Fig. 2) in the preceding sections. In this closing section, we highlight the strength of our model by mentioning two more ways in which it can be utilized.

Design of Proactive Provisions: In Fig. 2, we mentioned that Markov-additive processes are capable of modeling not only reactive but also proactive systems. As done in Sec. VI, we model the changing environment by a Markov chain $(C_k)_{k \in \mathbb{N}_0}$. However, in sharp contrast to reactive mechanisms in VI, we anticipate the immediate environmental changes and set service rates accordingly. Therefore, the distribution of the increments $X_{n,k+1}^A$, for each $n \in [N]$, and Y_{k+1}^A for the work-conserving and blocking systems respectively, will also depend on C_k . Such provisions, we believe, will play a big role in the coming years of communication networking as it allow for preparedness and could potentially yield cost reduction. Owing to lack of space, we do not provide a detailed example here.

Renewal Processes: We also point out that several previously known results on Fork-Join systems where a renewal arrival process was assumed (e.g., [15], [16]) can also be retrieved by simply setting $\mathbb{E} = \{1\}$. In this case, following Algs. 1 and 2, the bounds turn out to be

$$P(W \geq w) \leq \sum_{n \in [N]} e^{-\theta_n w}, \text{ and } P(W' \geq w) \leq e^{-\theta w}, \quad (16)$$

where $\theta_n = \sup\{s > 0 \mid E[\exp(sS_{n,1})]E[\exp(-sA_1)] \leq 1\}$ and $\theta = \sup\{s > 0 \mid E[\exp(s \max_{n \in [N]} S_{n,1})]E[\exp(-sA_1)] \leq 1\}$. The

bounds in (16) are generalizations of [15], [16] to heterogeneous servers.

APPENDIX A

Definition 1. (Markov-additive process) The processes $\{(C_k, X_{n,k})\}_{k \in \mathbb{N}}$, for each $n \in [N]$, and $\{(C_k, Y_k)\}_{k \in \mathbb{N}}$ are Markov-additive (MA) processes on $(\mathbb{E} \times \mathbb{R}, \mathcal{E} \times \mathcal{B}(\mathbb{R}))$ if

- 1) The processes $\{(C_k, X_{n,k})\}_{k \in \mathbb{N}}$, for each $n \in [N]$, and $\{(C_k, Y_k)\}_{k \in \mathbb{N}}$ are Markov processes on $(\mathbb{E} \times \mathbb{R}, \mathcal{E} \times \mathcal{B}(\mathbb{R}))$.
- 2) The following holds for $c \in \mathbb{E}, s \in \mathbb{R}, A \in \mathcal{E}, B \in \mathcal{B}(\mathbb{R})$,

$$\begin{aligned} P((C_{k+1}, X_{n,k+1}) \in A \times (B + s) \mid (C_1, X_{n,1}) = (c, s)) \\ = P((C_{k+1}, X_{n,k+1}) \in A \times B \mid (C_1, X_{n,1}) = (c, 0)) \\ = P((C_{k+1}, X_{n,k+1}) \in A \times B \mid C_1 = c), \end{aligned}$$

$$\begin{aligned} \text{and } P((C_{k+1}, Y_{k+1}) \in A \times (B + s) \mid (C_1, Y_1) = (c, s)) \\ = P((C_{k+1}, Y_{k+1}) \in A \times B \mid (C_1, Y_1) = (c, 0)) \\ = P((C_{k+1}, Y_{k+1}) \in A \times B \mid C_1 = c). \end{aligned}$$

That is, we endow the Markov chain $\{C_k\}_{k \in \mathbb{N}_0}$ with additive components $\{X_{n,k}\}_{n \in [N], k \in \mathbb{N}_0}$ and $\{Y_k\}_{k \in \mathbb{N}_0}$. Accordingly, define the transition kernels, for $n \in [N]$,

$$\begin{aligned} K_n(c, A \times B) &:= P((C_1, X_{n,1}) \in A \times B \mid C_0 = c), \\ L(c, A \times B) &:= P((C_1, Y_1) \in A \times B \mid C_0 = c), \end{aligned} \quad (17)$$

where $c \in \mathbb{E}, A \in \mathcal{E}$ and $B \in \mathcal{B}(\mathbb{R})$.

Technical Assumptions: We shall assume that conditional on $\{C_k = c\}$, the servers act independently. In addition to this, we make the following assumptions

B1 (Recurrence) The process $\{C_k\}_{k \in \mathbb{N}_0}$ is an aperiodic, irreducible Markov chain with respect to some maximal irreducibility measure and there exist probability measures ι_n , for each $n \in [N]$, and ν on $(\mathbb{E} \times \mathbb{R}, \mathcal{E} \times \mathcal{B}(\mathbb{R}))$, integers $m_{n,0}$, for each $n \in [N]$, and m_1 , and real numbers $0 < a_{n,0} \leq a_{n,1} < \infty$, for each $n \in [N]$, and $0 < b_0 \leq b_1 < \infty$ such that, for all $n \in [N]$,

$$\begin{aligned} a_{n,0} \iota_n(A \times B) &\leq K_n^{m_{n,0}}(x, A \times B) \leq a_{n,1} \iota_n(A \times B), \\ b_0 \nu(A \times B) &\leq L^{m_1}(x, A \times B) \leq b_1 \nu(A \times B), \end{aligned}$$

for each $x \in \mathbb{E}$, $A \in \mathcal{E}$ and $B \in \mathcal{B}(\mathbb{R})$.

B2 (Stability) For stability of the system, we assume $\max_{n \in [N]} E[X_{n,1}] < 0$ and $E[Y_1] < 0$.

B3 (Finite cumulants) Allowing possibly infinite values, define, for $s \in \mathbb{R}$, for each $n \in [N]$,

$$\begin{aligned}\lambda_k^{(n)}(s) &:= k^{-1} \log E[\exp(sX_{n,k})], \\ \lambda^{(n)}(s) &:= \lim_{k \rightarrow \infty} k^{-1} \log E[\exp(sX_{n,k})], \\ \text{and } \zeta_k(s) &:= k^{-1} \log E[\exp(sY_k)], \\ \zeta(s) &:= \lim_{k \rightarrow \infty} k^{-1} \log E[\exp(sY_k)].\end{aligned}$$

To exclude pathological cases, we assume that the effective domains of $\lambda_k^{(n)}$ and $\lambda^{(n)}$, and ζ_k and ζ include common open intervals containing 0.

APPENDIX B

The proofs of Thms. 1 and 2 follow [8], [17]. However, for the sake of completeness we provide them here. The central idea is to construct suitable martingales for the additive components $X_{n,1}^A$ for $n \in [N]$, and Y_1^A by means of the large deviations properties and then use Doob's celebrated maximal inequality for (super)-martingales to get the bounds.

Proof of Theorem 1 : First define the cumulants

$$\begin{aligned}\lambda_k^{(n)}(\theta) &:= k^{-1} \log E[\exp(\theta X_{n,k})], \\ \implies \lambda^{(n)}(\theta) &= \lim_{k \rightarrow \infty} \lambda_k^{(n)}(\theta),\end{aligned}$$

for each $n \in [N]$. In the light of **B1**, **B2**, and **B3**, the following statements are immediate

C1 For all $n \in [N]$ and $\theta \in \mathcal{D}(\lambda^{(n)})$, $\exp(\lambda^{(n)}(\theta))$ is the simple maximal eigenvalue of \tilde{K}_n .

C2 The corresponding right eigenfunction $\{r_n(c, \theta); c \in \mathbb{E}\}$ satisfying

$$\exp(\lambda^{(n)}(\theta))r_n(c, \theta) = \int_{\mathbb{R}} \tilde{K}_n(c, d\tau; \theta)r_n(\tau, \theta),$$

is positive and bounded above.

C3 For all $n \in [N]$, the functions $\lambda^{(n)}$ and $\lambda_k^{(n)}$, $k \in \mathbb{N}$ are both strictly convex and essentially smooth.

C4 Define the filtration

$$\mathcal{F}_k := \sigma(\{C_i\}_{i \in [k]}, \{X_{n,i}\}_{n \in [N], i \in [k]}), \quad (18)$$

the σ -algebra generated by the history of the process $\{(C_k, X_{n,k})\}_{k \in \mathbb{N}}$ till and including time point k . Then, for each $n \in [N]$, define

$$M_k^{(n)}(s) := \exp(sX_{n,k} - k\lambda^{(n)}(s))r_n(C_k, s). \quad (19)$$

Then, $M_k^{(n)}(s)$ is a martingale with respect to the filtration \mathcal{F}_k .

Please note that **C1** and **C2** are generalizations of the well known *Perron-Frobenius* theorem for real matrices with positive entries. However, when the state space \mathbb{E} is not finite, one could still obtain similar results. The existence, and properties **C1** and **C2** follow from [8], [37]. The statements **C3** and **C4** are proved in [8]. Also, see [17]. In the following,

we would always normalize $r_n(\cdot, \theta)$ so that $E[r_n(C_0, \theta)] = 1$, for each $n \in [N]$.

Having constructed the martingales $M_k^{(n)}(s)$, we can apply Doob's maximal inequality to obtain

$$P(\sup_{k \in \mathbb{N}_0} X_{n,k} \geq w) \leq \phi_n(s) \exp(-sw), \quad (20)$$

for all $s \in \mathcal{D}(\lambda^{(n)})$, following Theorem 3 of [17]. In particular, we get

$$P(\sup_{k \in \mathbb{N}_0} X_{n,k} \geq w) \leq \phi_n(\theta_n) \exp(-\theta_n w), \quad (21)$$

where $\theta_n := \sup\{s > 0 \mid \lambda^{(n)}(s) \leq 0\}$ and $\phi_n(s) := \text{ess sup}\{\mathbb{1}(X_{n,1} > 0)/r_n(C_1, s)\}$, after having normalized $r_n(\cdot, \theta)$ so that $E[r_n(C_0, \theta)] = 1$, for each $n \in [N]$. The final bound is obtained as follows

$$\begin{aligned}P(W \geq w) &= P(\sup_{k \in \mathbb{N}_0} \sup_{n \in [N]} X_{n,k} \geq w) \\ &= P(\sup_{n \in [N]} \sup_{k \in \mathbb{N}_0} X_{n,k} \geq w) \\ &\leq \sum_{n \in [N]} P(\sup_{k \in \mathbb{N}_0} X_{n,k} \geq w) \\ &\leq \sum_{n \in [N]} \phi_n(\theta_n) \exp(-\theta_n w).\end{aligned}$$

This completes the proof. ■

Proof of Theorem 2: First define the cumulants,

$$\begin{aligned}\zeta_k(s) &:= k^{-1} \log E[\exp(sY_k)], \\ \implies \zeta(s) &:= \lim_{k \rightarrow \infty} \zeta_k(s).\end{aligned}$$

In the light of **B1**, **B2**, and **B3**, the following statements are immediate

D1 For all $\theta \in \mathcal{D}(\zeta)$, $\exp(\zeta(\theta))$ is the simple maximal eigenvalue of \tilde{L} .

D2 The corresponding right eigenfunction $\{r(c, \theta); c \in \mathbb{E}\}$ satisfying

$$\exp(\zeta(\theta))r(c, \theta) = \int_{\mathbb{R}} \tilde{L}(c, d\tau; \theta)r(\tau, \theta),$$

is positive and bounded above.

D3 The functions ζ and ζ_k , $k \in \mathbb{N}$ are both strictly convex and essentially smooth.

D4 Define the filtration

$$\mathcal{F}'_k := \sigma(\{C_i\}_{i \in [k]}, \{Y_i\}_{i \in [k]}), \quad (22)$$

the σ -algebra generated by the history of the process $\{(C_k, Y_k)\}_{k \in \mathbb{N}}$ till and including time point k . Then, for each $n \in [N]$, define

$$M_k(s) := \exp(sY_k - k\zeta(s))r(C_k, s). \quad (23)$$

Then, $M_k(s)$ is a martingale with respect to the filtration \mathcal{F}'_k .

Observe that, as before, **D1** and **D2** are generalizations of the well known *Perron-Frobenius* theorem for real matrices with positive entries to uncountable state spaces \mathbb{E} . The existence, and properties **D1** and **D2** follow from [8], [37].

The statements **D3** and **D4** are proved in [8]. Also, see [17]. In the following, we would always normalize $r(\cdot, \theta)$ so that $E[r(C_0, \theta)] = 1$.

After constructing the martingale $M_k(s)$, we can apply Doob's maximal inequality to obtain

$$P(\sup_{k \in \mathbb{N}_0} Y_k \geq w) \leq \phi(s) \exp(-sw), \quad (24)$$

for all $s \in \mathcal{D}(\zeta)$, following Theorem 3 of [17]. In particular, we get

$$P(W \geq w) = P(\sup_{k \in \mathbb{N}_0} Y_k \geq w) \leq \phi(\theta) \exp(-\theta w), \quad (25)$$

where $\theta := \sup\{s > 0 \mid \zeta(s) \leq 0\}$ and $\phi(s) := \text{ess sup}\{\mathbf{1}(Y_1 > 0)/r(C_1, s)\}$ after having normalized $r(\cdot, \theta)$ so that $E[r(C_0, \theta)] = 1$. This completes the proof. ■

Proof of Remark 2: The cumulative distribution function (CDF) of Z is given by

$$P(V \leq z) = \prod_{i \in [N]} (1 - e^{-\mu_i z}),$$

whence we derive the probability density function (pdf) of Z as

$$\begin{aligned} f_V(z) &= \sum_{j \in [N]} \mu_j e^{-\mu_j z} \left[\prod_{i \in [N] \setminus \{j\}} (1 - e^{-\mu_i z}) \right] \\ &= \sum_{j \in [N]} \mu_j e^{-\mu_j z} \left[1 + \sum_{\substack{S \subset [N] \setminus \{j\} \\ S \neq \emptyset}} (-1)^{|S|} \prod_{i \in S} e^{-\mu_i z} \right] \\ &= \sum_{j \in [N]} \mu_j e^{-\mu_j z} \left[1 + \sum_{\substack{S \subset [N] \setminus \{j\} \\ S \neq \emptyset}} (-1)^{|S|} e^{-z \sum_{i \in S} \mu_i} \right] \\ &= \sum_{j \in [N]} \mu_j e^{-\mu_j z} \left[\sum_{S \subset [N] \setminus \{j\}} (-1)^{|S|} e^{-z \sum_{i \in S} \mu_i} \right] \\ &= \sum_{j \in [N]} \mu_j \sum_{S \subset [N] \setminus \{j\}} (-1)^{|S|} e^{-z \sum_{i \in S \cup \{j\}} \mu_i} \\ &= \sum_{j \in [N]} \mu_j \sum_{\substack{S \subset [N] \\ j \in S}} (-1)^{|S|+1} e^{-z \sum_{i \in S} \mu_i} \\ &= \sum_{\substack{S \subset [N] \\ S \neq \emptyset}} (-1)^{|S|+1} \left(\sum_{i \in S} \mu_i \right) e^{-z \sum_{i \in S} \mu_i}. \end{aligned}$$

Therefore, the the moment generating function (MGF) of Z is given by

$$\begin{aligned} E[e^{\theta V}] &= \int_0^\infty e^{\theta z} f_V(z) dz \\ &= \sum_{\substack{S \subset [N] \\ S \neq \emptyset}} (-1)^{|S|+1} \frac{(\sum_{i \in S} \mu_i)}{(\sum_{i \in S} \mu_i) - \theta}, \end{aligned}$$

and the mean of the distribution is given by

$$E[V] = \sum_{\substack{S \subset [N] \\ S \neq \emptyset}} (-1)^{|S|+1} \frac{1}{(\sum_{i \in S} \mu_i)}.$$

This completes the proof. ■

ACKNOWLEDGEMENT

This work has been funded by the German Research Foundation (DFG) as part of project C03 within the Collaborative Research Center (CRC) 1053 – MAKI. Computational facilities provided by the Lichtenberg-High Performance Computer at TU Darmstadt are also gratefully acknowledged.

REFERENCES

- [1] J. Dean and S. Ghemawat, "MapReduce: Simplified Data Processing on Large Clusters," *Communications of the ACM*, vol. 51, no. 1, pp. 107–113, 2008.
- [2] I. Polato, R. Ré, A. Goldman, and F. Kon, "A Comprehensive View of Hadoop Research-A Systematic Literature Review," *Journal of Network and Computer Applications*, vol. 46, pp. 1–25, 2014.
- [3] I. A. T. Hashem, N. B. Anuar, A. Gani, I. Yaqoob, F. Xia, and S. U. Khan, "MapReduce: Review and Open Challenges," *Scientometrics*, pp. 1–34, 2016.
- [4] Y. Chen, S. Alspaugh, and R. Katz, "Interactive Analytical Processing in Big Data Systems: A Cross-industry Study of MapReduce Workloads," *Proceedings of the VLDB Endowment*, vol. 5, no. 12, pp. 1802–1813, 2012.
- [5] S. Kandula, S. Sengupta, A. Greenberg, P. Patel, and R. Chaiken, "The Nature of Data Center Traffic: Measurements & Analysis," in *Proceedings of the 9th ACM SIGCOMM Conference on Internet Measurement Conference*. New York, NY, USA: ACM, 2009, pp. 202–208.
- [6] T. Yoshihara, S. Kasahara, and Y. Takahashi, "Practical Time-Scale Fitting of Self-Similar Traffic with Markov-Modulated Poisson Process," *Telecommunication Systems*, vol. 17, no. 1, pp. 185–211, 2001.
- [7] H. Heffes and D. Lucantoni, "A Markov Modulated Characterization of Packetized Voice and Data Traffic and Related Statistical Multiplexer Performance," *IEEE Journal on Selected Areas in Communications*, vol. 4, no. 6, pp. 856–868, Sep 1986.
- [8] I. Iscoe, P. Ney, and E. Nummelin, "Large Deviations of Uniformly Recurrent Markov Additive Processes," *Advances in Applied Mathematics*, vol. 6, no. 4, pp. 373 – 412, 1985.
- [9] F. Baccelli, A. M. Makowski, and A. Schwartz, "The Fork-Join Queue and Related Systems with Synchronization Constraints: Stochastic Ordering and Computable Bounds," *Advances in Applied Probability*, pp. 629–660, 1989.
- [10] O. J. Boxma, G. Koole, and Z. Liu, *Queueing-theoretic Solution Methods for Models of Parallel and Distributed Systems*. Centrum voor Wiskunde en Informatica, Department of Operations Research, Statistics, and System Theory, 1994.
- [11] S.-S. Ko and R. F. Serfozo, "Sojourn Times in G/M/1 Fork-join Networks," *Naval Research Logistics (NRL)*, vol. 55, no. 5, pp. 432–443, 2008.
- [12] R. Nelson and A. N. Tantawi, "Approximate Analysis of Fork/join Synchronization in Parallel Queues," *IEEE Transactions on Computers*, vol. 37, no. 6, pp. 739–743, Jun 1988.
- [13] B. Kemper and M. Mandjes, "Mean Sojourn Times in Two-queue Fork-Join Systems: Bounds and Approximations," *OR Spectrum*, vol. 34, no. 3, pp. 723–742, 2012.
- [14] S. Varma and A. M. Makowski, "Interpolation Approximations for Symmetric Fork-Join Queues," *Performance Evaluation*, vol. 20, no. 1–3, pp. 245–265, 1994.
- [15] A. Rizk, F. Poloczek, and F. Ciucu, "Computable Bounds in Fork-Join Queueing Systems," *ACM SIGMETRICS Perform. Eval. Rev.*, vol. 43, no. 1, pp. 335–346, Jun. 2015.
- [16] —, "Stochastic bounds in fork-join queueing systems under full and partial mapping," *Queueing Systems*, vol. 83, no. 3, pp. 261–291, 2016.
- [17] N. G. Duffield, "Exponential Bounds for Queues with Markovian Arrivals," *Queueing Systems*, vol. 17, no. 3, pp. 413–430, 1994.
- [18] J. Kingman, "Inequalities in the Theory of Queues," *Journal of the Royal Statistical Society. Series B (Methodological)*, pp. 102–110, 1970.
- [19] E. Buffet and N. Duffield, "Exponential Upper Bounds via Martingales for Multiplexers with Markovian Arrivals," *Journal of Applied Probability*, pp. 1049–1060, 1994.
- [20] F. Poloczek and F. Ciucu, "Scheduling Analysis with Martingales," *Performance Evaluation*, vol. 79, pp. 56–72, 2014.
- [21] C. Kim and A. K. Agrawala, "Analysis of the Fork-join Queue," *IEEE Transactions on Computers*, vol. 38, no. 2, pp. 250–255, Feb 1989.

- [22] M. Fidler and Y. Jiang, "Non-Asymptotic Delay Bounds for (k,l) Fork-Join Systems and Multi-Stage Fork-Join Networks," in *Proceedings of IEEE INFOCOM*, 2016.
- [23] M. Fidler, B. Walker, and Y. Jiang, "Non-Asymptotic Delay Bounds for Multi-Server Systems with Synchronization Constraints," *arXiv preprint arXiv:1610.06309*, 2016.
- [24] L. Flatto and S. Hahn, "Two Parallel Queues Created by Arrivals with Two Demands I," *SIAM Journal on Applied Mathematics*, vol. 44, no. 5, pp. 1041–1053, 1984.
- [25] S. Balsamo, L. Donatiello, and N. M. V. Dijk, "Bound Performance Models of Heterogeneous Parallel Processing Systems," *IEEE Transactions on Parallel and Distributed Systems*, vol. 9, no. 10, pp. 1041–1056, Oct 1998.
- [26] G. Kesidis, Y. Shan, B. Ugaonkar, and J. Liebeherr, "Network Calculus for Parallel Processing," *SIGMETRICS Perform. Eval. Rev.*, vol. 43, no. 2, pp. 48–50, Sep. 2015.
- [27] C. H. Xia, Z. Liu, D. Towsley, and M. Lelarge, "Scalability of fork/join queueing networks with blocking," *ACM SIGMETRICS Perform. Eval. Rev.*, vol. 35, no. 1, pp. 133–144, Jun. 2007.
- [28] R. Atar, A. Mandelbaum, and A. Zviran, "Control of Fork-Join Networks in Heavy Traffic," in *Allerton*, Oct 2012, pp. 823–830.
- [29] M. Harchol-Balter, M. E. Crovella, and C. D. Murta, "On Choosing a Task Assignment Policy for a Distributed Server System," *Journal of Parallel and Distributed Computing*, vol. 59, no. 2, pp. 204–228, 1999.
- [30] E. Hytiä and S. Aalto, "To Split or Not to Split: Selecting the Right Server with Batch Arrivals," *Operations Research Letters*, vol. 41, no. 4, pp. 325 – 330, 2013.
- [31] M. Zaharia, A. Konwinski, A. D. Joseph, R. H. Katz, and I. Stoica, "Improving MapReduce Performance in Heterogeneous Environments," in *USENIX OSDI*, vol. 8, no. 4, 2008, p. 7.
- [32] K.-H. Lee, Y.-J. Lee, H. Choi, Y. D. Chung, and B. Moon, "Parallel Data Processing with MapReduce: A Survey," *SIGMOD Rec.*, vol. 40, no. 4, pp. 11–20, Jan. 2012.
- [33] S. Babu, "Towards Automatic Optimization of MapReduce Programs," in *Proceedings of the 1st ACM Symposium on Cloud Computing*, ser. SoCC '10. ACM, 2010, pp. 137–142.
- [34] J. Wilkes. (2012, Dec.) Cluster Data: TraceVersion1.md. [Online]. Available: <https://github.com/google/cluster-data/blob/master/TraceVersion1.md>
- [35] A. Verma, L. Pedrosa, M. Korupolu, D. Oppenheimer, E. Tune, and J. Wilkes, "Large-scale Cluster Management at Google with Borg," in *Proceedings of the Tenth European Conference on Computer Systems*, ser. EuroSys '15. New York, NY, USA: ACM, 2015, pp. 18:1–18:17.
- [36] D. P. Heyman and D. Lucantoni, "Modeling Multiple IP Traffic Streams With Rate Limits," *IEEE/ACM Transactions on Networking*, vol. 11, no. 6, pp. 948–958, Dec 2003.
- [37] T. E. Harris, *The Theory of Branching Processes*. Springer-Verlag Berlin Heidelberg, 1963.