

# Towards Linear Algebra over Normalized Data

Lingjiao Chen<sup>1</sup>Arun Kumar<sup>2</sup>Jeffrey Naughton<sup>3</sup>Jignesh M. Patel<sup>1</sup><sup>1</sup>University of Wisconsin-Madison<sup>2</sup>University of California, San Diego<sup>3</sup>Google

{lchen, jignesh}@cs.wisc.edu, arunkk@eng.ucsd.edu, naughton@google.com

## ABSTRACT

Providing machine learning (ML) over relational data is a mainstream requirement for data analytics systems. While almost all the ML tools require the input data to be presented as a single table, many datasets are multi-table, which forces data scientists to join those tables first, leading to data redundancy and runtime waste. Recent works on “factorized” ML mitigate this issue for a few specific ML algorithms by pushing ML through joins. But their approaches require a *manual* rewrite of ML implementations. Such piecemeal methods create a massive development overhead when extending such ideas to other ML algorithms. In this paper, we show that it is possible to mitigate this overhead by leveraging a popular formal algebra to represent the computations of many ML algorithms: linear algebra. We introduce a new logical data type to represent normalized data and devise a framework of algebraic rewrite rules to convert a large set of linear algebra operations over denormalized data into operations over the normalized data. We show how this enables us to *automatically* “factorize” several popular ML algorithms, thus unifying and generalizing several prior works. We prototype our framework in the popular ML environment R and an industrial R-over-RDBMS tool. Experiments with both synthetic and real normalized data show that our framework also yields significant speed-ups, up to 26x on real data.

## 1. INTRODUCTION

The data management industry and academia are working intensively on tools to integrate machine learning (ML) algorithms and frameworks such as R with data systems [1, 9, 10, 17, 19, 21, 32]. While almost all the ML tools require the input data to be presented as a single table, many datasets are multi-table, typically connected by primary key-foreign key (PK-FK) or more general “M:N” dependencies [26], which forces data scientists to join those tables first. However, such joins often introduces *redundancy* in the data [26], leading to extra storage requirements and runtime inefficiencies due to the redundant computations in the ML algorithms.

A few recent works [23, 27, 29] aimed to avoid such redundancy by decomposing the computations of some *specific* ML algorithms and pushing them through joins. However, a key limitation of such approaches is that they require *manually* rewriting each ML algorithm’s implementation to obtain a *factorized* version. This creates a daunting development overhead in extending the benefits of factorized ML to other ML algorithms. Moreover, the prior approaches are too closely tied to a specific data platform, e.g., an in-memory engine [29] or an RDBMS [23]. This state of the

art is illustrated in Figure 1(a) and it raises an important question: *Is it possible to generalize the idea of factorized ML and “automate” its application to a much wider variety of ML algorithms and platforms in a unified manner?*

In this paper, we present the first systematic approach that takes a step towards generalizing and automating factorized ML. Our idea is to use a common formal representation language for ML algorithms: *linear algebra* (LA). Many popular ML algorithms such as linear regression, logistic regression, and K-Means clustering can be expressed succinctly using LA *operators* such as matrix multiplication and inversion [9]. Moreover, data scientists often write new ML algorithms in popular LA-based frameworks such as R [2]. The data management community has embraced LA and R as a key environment for ML workloads [1, 3, 4, 9]. For example, Oracle R Enterprise (ORE) lets users write LA scripts over an R “DataFrame” that is stored as an in-RDBMS table [1], while SystemML provides an R-like language to scale to data on HDFS [9]. While these systems offer scalability, they do not optimize LA scripts over normalized data.

Our high-level approach is illustrated in Figure 1(c). Given an ML algorithm in LA (logistic regression in the example) and the normalized schema, our middleware framework named MORPHEUS *automatically* creates the factorized version of the ML algorithm, i.e., one that operates on the base tables. As illustrated in Figure 1(b), this approach lets us factorize many ML algorithms with one framework, thus mitigating the development overhead. Furthermore, by decoupling how the ML algorithm is factorized from which platform it is run on, MORPHEUS lets us leverage existing industrial-strength LA systems.

Realizing a framework like MORPHEUS is technically challenging due to three crucial desiderata. First is *generality*, i.e., it should be able to handle a wide variety of ML algorithms expressible in LA, as well as both PK:FK and M:N joins. Second is *closure*, i.e., it should ideally rewrite an LA script only into a different LA script so that the internals of the LA system used need not be modified, which could make practical adoption easier. Third is *efficiency*, i.e., it should offer mechanisms to ensure that the factorized version is only used when it is faster than the single-table version.

As a step towards providing high *generality*, in this paper, we focus on a set of LA operations over the data matrix that we organized based on our analysis of several popular ML algorithms. These LA operations are listed in Table 1. We introduce a new “logical” data type, the *normalized matrix*, to represent multi-table data inputs in LA. In a sense, this brings the classical database notion of logical data indepen-

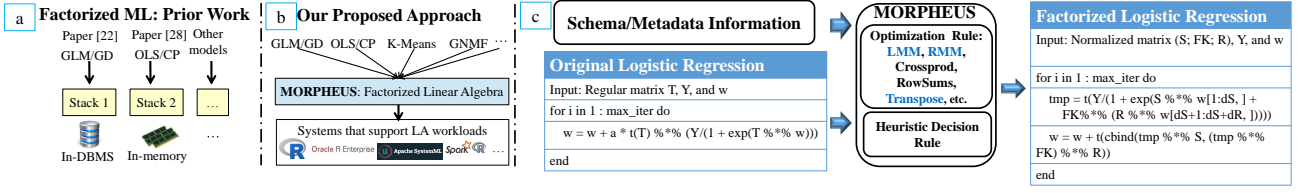


Figure 1: (a) In contrast to prior approaches to factorized ML, which were ML algorithm- and platform-specific, (b) MORPHEUS provides a unified and generic framework to automatically factorize many ML algorithms over any platform that supports LA workloads. (c) Illustration of how MORPHEUS automatically rewrites the standard single-table version of logistic regression into the factorized version using the normalized schema information. The LA operators whose rewrite rules are invoked are highlighted. The heuristic decision rule uses input data statistics to predict if the factorized version will be faster.

dence [26] to LA systems. To ensure tractability, we focus only on a few join schemas that are ubiquitous in practice: star-schema PK:FK joins and chain schema M:N joins; we leave more complex join schemas to future work.

To provide *closure*, we devise an extensive framework of *algebraic rewrite rules* that transform an LA operation over a denormalized data matrix into a set of LA operations over the normalized matrix. In a sense, this is a first principles extension of the classical idea of pushing relational operations through joins [12, 31] to LA. Some operations such as scalar-matrix multiplication and aggregations are trivial to rewrite and are reminiscent of relational optimization. But more complex LA operations such as matrix-matrix multiplication, matrix cross-product, and matrix inversion enable us to devise novel rewrites that exploit their *LA-specific semantics* with no known counterparts in relational optimization. We also handle matrix transpose. For exposition sake, we use a single PK-FK join to discuss the rewrite rules but then generalize to star schema multi-table PK-FK joins and M:N joins. We apply our framework to four popular and representative ML algorithms to show how they are automatically factorized: logistic regression for classification, linear regression, K-Means clustering, and Gaussian Non-negative Matrix Factorization (GNMF) for feature extraction. Our automatic rewrites subsume the ideas in [23, 29] for logistic and linear regression, while also creating the first known factorized versions of K-Means and GNMF.

Finally, we discuss the *efficiency* trade-offs involved in the rewrites of complex LA operations and present ways to optimize their performance. We also present simple but effective heuristic rules to predict when the factorized LA operations might cause slow-downs; this happens in some extreme cases depending on the dimensions of the base tables [23].

We prototype MORPHEUS on standalone R, which is popular for ML tasks [4], and the R-over-RDBMS tool Oracle R Enterprise (ORE) [1] (note that our framework is generic and applicable to other LA systems as well). We present an extensive empirical evaluation using both real and synthetic datasets. Our experiments validate the effectiveness of our rewrite rules and show that MORPHEUS yields speed-ups of up to 26.5x for popular ML algorithms over real data. We also compare with a prior ML algorithm-specific tool [23] and find that MORPHEUS does not compromise significantly on possible speed-ups, while providing generality. Finally, we also evaluate the scalability of MORPHEUS on ORE.

In summary, this paper makes the following contributions:

- To the best of our knowledge, this is the first paper on generalizing and automating the idea of factorized

ML, focusing on ML algorithms expressed in LA.

- We present a mechanism to represent normalized data in LA and an extensive framework of rewrite rules for LA operations. Our framework provides high generality and closure with respect to LA, which let us automatically factorize several popular ML algorithms.
- We extend our framework to star-schema multi-table PK-FK joins, as well as M:N joins.
- We provide prototypes of our framework in both R and ORE and perform an extensive empirical analysis of their performance using both real and synthetic data.

**Outline.** Section 2 presents the background and problem setup. Section 3 introduces the normalized matrix, explains the architecture of MORPHEUS, and dives deep into the rewrites rules. Section 4 applies our framework to four ML algorithms. Section 5 presents the experiments and Section 6 presents the related work. We conclude in Section 7.

## 2. PRELIMINARIES AND BACKGROUND

**Problem Setup and Notation.** For exposition sake, we focus on a single PK-FK join and further address multi-table PK:FK joins and general M:N joins later in Section 3. We are given two tables:  $\mathbf{S}(Y, \mathbf{X}_S, FK)$  and  $\mathbf{R}(RID, \mathbf{X}_R)$ , where  $\mathbf{X}_S$  and  $\mathbf{X}_R$  are the *feature vectors*, and  $Y$  is called the *target* (for supervised classification and regression).  $FK$  is the foreign key and  $RID$  is the primary key of  $\mathbf{R}$ . Following [23], we call  $\mathbf{S}$  the *entity* table and  $\mathbf{R}$  the *attribute* table. The output of the join-project query is denoted by  $\mathbf{T}(Y, \mathbf{X}) \leftarrow \pi(\mathbf{S} \bowtie_{FK=RID} \mathbf{R})$ , wherein  $\mathbf{X} \equiv [\mathbf{X}_S, \mathbf{X}_R]$  is the concatenation of the feature vectors. We adopt a standard convention on data representation: let  $\mathbf{R}.\mathbf{X}_R$  (resp.  $\mathbf{S}.\mathbf{X}_S$ ,  $\mathbf{S}.Y$ ,  $\mathbf{T}.\mathbf{X}$ ) correspond to the feature matrix  $R$  (resp.  $S$ ,  $Y$ ,  $T$ ). Table 2 summarizes our notation.

**Example** (based on [23]). Consider an insurance analyst classifying customers to predict who might churn, i.e., cancel their policy. She builds a logistic regression classifier using a table with customer details: **Customers** (**CustomerID**, **Churn**, **Age**, **Income**, **EmployerID**). **EmployerID** is the ID of the customer's employer, a foreign key referring to a table about organizations that potentially employ the customers: **Employers** (**EmployerID**, **Revenue**, **Country**). Thus,  $\mathbf{S}$  is **Customers**,  $\mathbf{R}$  is **Employers**,  $FK$  is  $\mathbf{S}.\text{EmployerID}$ ,  $RID$  is  $\mathbf{R}.\text{EmployerID}$ ,  $\mathbf{X}_S$  is  $\{\text{Age}, \text{Income}\}$ ,  $\mathbf{X}_R$  is  $\{\text{Country}, \text{Revenue}\}$ , and  $Y$  is **Churn**. She joins the tables to bring in  $\mathbf{X}_R$  because she has a hunch that customers employed by rich corporations in rich countries are unlikely to churn.

Op Type	Name	Expression	Output Type	Parameter X or x	Factorizable
Element-wise Scalar Op	Arithmetic Op (? = +, −, *, /, ^, etc)	T ? x or x ? T	Normalized Matrix	A scalar	Yes
	Transpose	$t(T)$		N/A	
	Scalar Function $f$ (e.g., $\log$ , $\exp$ , $\sin$ )	$f(T)$		Parameters for $f$	
Aggregation	Row Summation	rowSums(T)	Column Vector	N/A	
	Column Summation	colSums(T)	Row Vector		
	Summation	sum(T)	Scalar		
Multiplication	Left Multiplication	T %% X	Regular Matrix	$(d_S + d_R) \times d_x$ matrix	
	Right Multiplication	X %% T		$n_x \times n_S$ matrix	
	Cross-product	crossprod(T)		N/A	
Inversion	Solve	solve(T , X)		$[n_S \times n_x \text{ matrix}]$	
	Pseudoinverse	ginv(T)		N/A	
Element-wise Matrix Op	Arithmetic Op (? = +, −, *, /)	X ? T or T ? X			$n_S \times (d_S + d_R)$ matrix

Table 1: Operators and functions of linear algebra (using R notation) handled in this paper over a normalized matrix  $T$ .

Symbol	Meaning
$\mathbf{R} / \mathbf{R}$	Attribute table/feature matrix
$\mathbf{S} / \mathbf{S}$	Entity table/feature matrix
$\mathbf{T} / \mathbf{T}$	Join output table/feature matrix
FK	Indicator matrix for PK-FK join
IS / IR	Indicator matrices for M:N join
Y	Target matrix (regression and classification)
$n_R / n_S$	Number of rows in $\mathbf{R} / \mathbf{S}$ (and $\mathbf{T}$ )
$d_R / d_R$	Number of columns in $\mathbf{R} / \mathbf{S}$
$d$	Total number of features, $d_S + d_R$
$n_U$	M:N join attribute domain size

Table 2: Notation used in this paper

**Linear Algebra (LA) Systems and R.** LA is an elegant formal language in which one can express many ML algorithms [9, 14]. Data are formally represented as matrices, with scalars and vectors being special cases. LA operators map matrices to matrices. Basic operators include unary operators such as element-wise exponentiation, as well as binary operators such as matrix-matrix multiplication. Derived operators include Gram matrix and aggregation operators. There are several systems that implement LA, e.g., R, Matlab, and SAS. The open-source system R has gained immense popularity and has free ML libraries for various domains [2]. R is primarily an in-memory tool but recent work in the database community has focused on building systems to scale LA scripts written in R (or R-like languages) to data resident in an RDBMS, Hive/Hadoop, and Spark. Examples of such “R-based analytics systems” include RIOT-DB [32], Oracle R Enterprise (ORE), IBM’s SystemML [9], and SparkR [4]. In this paper, we implement our framework on standard R and also ORE. Note that our ideas are generic enough to be applicable to the other LA systems such as Matlab or the other R-based analytics systems as well. We use R-style notation in this paper for matrices and LA operations.

**Factorized ML.** Factorized ML techniques were introduced

in a recent line of work for a few specific ML algorithms [23, 27, 29]. We briefly explain the idea of a key representative factorized ML technique known as “factorized learning” [23]. Given a model vector  $w$ , a GLM with gradient descent computes the inner products  $w^T x$ , in each iteration, for each feature vector  $x$  from  $\mathbf{T}$ . Since  $\mathbf{T}$  has redundancy, this multiplication has redundancy, which is what factorized learning avoids. The crux of its idea is to decompose the inner products over  $x$  into inner products over the feature vectors  $x_S$  and  $x_R$  from the two base tables. Thus, the partial inner products from  $\mathbf{R}$  can be saved and then reused for each tuple in  $\mathbf{S}$  that refers to the same tuple in  $\mathbf{R}$ . This is correct because  $w^T x = w_S^T x_S + w_R^T x_R$ , wherein  $w_S$  (resp.  $w_R$ ) is the projection of  $w$  to the features from  $\mathbf{S}$  (resp.  $\mathbf{R}$ ). Factorized learning often has significantly faster runtimes.

**Problem Statement and Scope.** We ask: *Is it possible to transparently “factorize” a large set of LA operations over  $T$  that are common in ML into operations over  $S$  and  $R$  without losing efficiency?* Our goal is to devise an integrated framework of such algebraic rewrite rules. One of the key applications is to automatically “factorize” ML algorithms written in LA, with the benefit that developers need not manually rewrite ML implementations from scratch. The challenge in devising such a framework is in preserving *generality* (i.e., applicability to many ML algorithms), *closure* (i.e., rewrites that only produce a different LA script), and *efficiency* (i.e., faster or similar runtimes). Most LA systems support a wide variety of operations on matrices. For tractability sake, we restrict our focus to a large subset of LA operations that still let us support a wide variety of ML algorithms; Table 1 lists and explains these operations.

### 3. FACTORIZED LINEAR ALGEBRA

We introduce the normalized matrix, give an overview of how MORPHEUS is implemented, and dive deep into the framework of rewrite rules for LA operations over a single PK-FK join. We then show how to extend our framework to star-schema multi-table joins and M:N joins.

### 3.1 The Normalized Matrix

We introduce a new multi-matrix logical data type called the *normalized matrix* to represent normalized multi-table data. It is called a logical data type because it only layers a logical abstraction on top of existing data types. For simplicity, this subsection only shows normalized matrix for a PK-FK join. Section 3.5 and 3.6 discuss the extension to star-schema multi-table joins and M:N joins, respectively. Note that each  $\mathbf{R}.RID$  in the attribute table  $\mathbf{R}$  can be mapped to its sequential row number in the matrix  $R$  ( $RID$  is the key). Thus,  $\mathbf{S}.FK$  can be viewed as a numeric attribute with entries being the row numbers of  $R$  ( $n_R$  unique values). An *indicator* matrix  $FK$  of size  $n_S \times n_R$  can thus be constructed as follows:

$$FK[i, j] = \begin{cases} 1, & \text{if } i^{th} \text{ row of } \mathbf{S}.FK = j \\ 0, & \text{otherwise} \end{cases}$$

The *normalized matrix* corresponding to  $T$  is defined as the matrix triple  $(S, FK, R)$ . One can verify that  $T = cbind(S, FK \%*\% R)$ .<sup>1</sup> It is worth noting that  $FK$  is a highly *sparse* matrix. In fact, the PK-FK relationship implies that the number of non-zeros elements in each row of  $FK$  is 1. Thus,  $nnz(FK)$ , the number of non-zeros in  $FK$ , is exactly  $n_S$ . Without loss of generality, assume  $\forall j, nnz(FK[, j]) > 0$ , i.e., each tuple in  $\mathbf{R}$  is referred to by at least one tuple in  $\mathbf{S}$ . Otherwise, we can remove from  $\mathbf{R}$  all the tuples that are never referred in  $\mathbf{S}$ . Note that any of  $R$ ,  $S$ , and  $T$  can be dense or sparse.

### 3.2 Overview of Morpheus

MORPHEUS is an implementation of our normalized matrix and framework of rewrites rules as a class in standard R and ORE, an industrial R-over-RDBMS tool. Our class maintains three matrices  $S$ ,  $FK$ , and  $R$ . All the LA operators listed in Table 1 are overloaded to support our class. The details of how the operators are executed over normalized matrices is the subject of Section 3.3. Interestingly, some operators output a normalized matrix, which enables our framework to propagate the avoidance of data redundancy in a given LA script with multiple operators. Another interesting point is how to handle transposes of the normalized matrix. A straightforward way is to create a new class for transposed normalized matrices and overload the operators again. Instead, we adopted a different approach to make our implementation more succinct and exploit more rewrite opportunities. We added a special binary “flag” to indicate if a normalized matrix gets transposed. If the flag is false, Section 3.3 rules are used; otherwise, Section 3.4 rules are used. Compared to the straightforward approach, our approach avoids computing repeated transposes and allows developers to focus on only one new class.

Finally, we explain how a normalized matrix is constructed in the first place from the base tables  $\mathbf{S}$  and  $\mathbf{R}$  given as, say, CSV files. We illustrate this process with a snippet of code as follows. For the sake of brevity, we assume that  $RID$  and  $FK$  are already sequential row numbers.

```
S = read.csv('S.csv')           //foreign key name FK
R = read.csv('R.csv')           //primary key name RID
FK = sparseMatrix(i=1:nrow(S), j=S[, "FK"], x=1);
T = NormalizedMatrix (EntTable=list(S),
                      AttTables=list(R),
```

<sup>1</sup>*cbind* is R notation to stitch matrices column-wise.

```
FKIndicators=list(FK));}
```

Overall, MORPHEUS is packaged as easy-to-use libraries for both standard R and the R-over-RDBMS tool. We plan to open source MORPHEUS on our project webpage.

### 3.3 Factorized Linear Algebra Operators

We now dive deep into our framework of algebraic rewrite rules for the groups of operators listed in Table 1.

#### 3.3.1 Element-wise Scalar Operators

These are trivial to rewrite but they are common in ML. They include multiplication and addition of a matrix with a scalar, element-wise exponentiation, and element-wise scalar functions, e.g., *log* and *exp* used for logistic regression. The output is a normalized matrix with the same structure as the input. The rewrite rules are given below; “?” represents an arithmetic operator,  $x$  is a scalar, and  $f$  is a scalar function.

$$\begin{aligned} T?x &\rightarrow (S?x, FK, R?x) \quad ; \quad x?T \rightarrow (x?S, FK, x?R) \\ f(T) &\rightarrow (f(S), FK, f(R)) \end{aligned}$$

In the above,  $T?x \rightarrow (S?x, FK, R?x)$  means that an operation  $T?x$  can be replaced implicitly with operations on the normalized matrix  $(S, FK, R)$  to yield a new normalized matrix  $(S?x, FK, R?x)$ . Clearly, these rewrites avoid redundant computations. For instance, computing  $2 * T$  requires  $n_S(d_S + d_R)$  multiplications but computing  $(2 * S, FK, 2 * R)$  requires only  $n_S d_S + n_R d_R$ . The ratio of these two quantities is the ratio of the size of  $T$  to the sum of the sizes of  $S$  and  $R$ . The runtime speed-ups are directly related to this ratio; so, depending on the relative dimensions of the matrices  $S$  and  $R$ , the speed-ups could be significant, even over an order of magnitude on real data (Section 5).

#### 3.3.2 Aggregation Operators

These include *rowSums*( $T$ ), which sums the matrix row-wise, *colSums*( $T$ ), which sums the matrix column-wise, and *sum*( $T$ ), which adds up all of the elements. These operators also arise frequently in ML, especially when computing loss or gradient values, which are aggregates over examples (or features). The rewrite rules are as follows.

$$\begin{aligned} rowSums(T) &\rightarrow rowSums(S) + FK \%*\% rowSums(R) \\ colSums(T) &\rightarrow cbind(colSums(S), \\ &\quad colSums(FK) \%*\% R) \\ sum(T) &\rightarrow sum(S) + colSums(FK) \%*\% rowSums(R) \end{aligned}$$

The rule for *rowSums* pushes down the operator to before the join and then multiplies the pre-aggregated  $R$  with  $FK$ , before adding both parts. The rule for *colSums*, however, first pre-aggregates  $FK$  before multiplying it with  $R$  and attaching (*cbind*) it to the pre-aggregated  $S$ . Finally, the rewrite rule for *sum* is more complicated and involves a *sum* push-down along with a *rowSums* and a *colSums*. These rewrite rules are essentially the LA counterparts of SQL aggregate push-down optimizations in RDBMSs [12, 31]. By extending such operator rewrite ideas to LA operations, our work makes them more widely applicable, especially, for LA-based ML workloads that do not use an RDBMS.

#### 3.3.3 Left Matrix Multiplication (LMM)

LMM is perhaps the most important and time-consuming operator arising in most ML algorithms, typically for multiplying the feature matrix with a model/weight vector. In

1.0	2.0	1.1	2.2	1.0	10.5	1.0	2.0	1.0	5.0	1.1	2.2	1.0	1	0	5.5	5.5			
4.0	3.0	3.3	4.4	2.0	22.1	4.0	3.0	2.0	10.0	3.3	4.4	2.0	0	1	12.1	12.1			
5.0	6.0	3.3	4.4	1.0	29.1	5.0	6.0	X[1:2,]	17.0	R		X[3:4,]	0	1	Z2	12.1			
8.0	7.0	1.1	2.2	2.0	27.5	8.0	7.0		22.0			5.5	1	0		5.5			
9.0	1.0	3.3	4.4	X	23.1	9.0	1.0		11.0			12.1	0	1		12.1			
[A] T						T %%% X				[B] S		S %%% X[1:2,] = Z1		[C] R %%% X[3:4,] = Z2		[D] FK		FK %%% Z2 = Z3	

Figure 2: Illustration of factorized LMM. (A) Materialized LMM  $T \text{ %%% } X$ . (B) The first step in factorized LMM is  $S \text{ %%% } X[1 : d_S,] = Z1$  (say). Note that  $d_S = 2$ . (C) Next,  $R \text{ %%% } X[d_S + 1 : d,] = Z2$  (say). Note that  $d = 4$ . (D) Then,  $FK \text{ %%% } Z2 = Z3$  (say). Finally, the factorized LMM is  $Z1 + Z3$ , the same as the result in (A).

fact, it arises in all of GLMs, K-Means, and GNMF. As mentioned earlier, this is the key operation factorized in [23]. Our rewrite rule expresses that idea in LA and generalizes it to a weight matrix, not just a weight vector. The rewrite rule is as follows;  $X$  is a regular  $d \times d_X$  ( $d_X \geq 1$ ) matrix.

$$T \text{ %%% } X \rightarrow S \text{ %%% } X[1 : d_S,] + FK \text{ %%% } (R \text{ %%% } X[d_S + 1 : d,]),$$

Thus, we split up  $X$ , pre-multiply with  $S$  and  $R$  separately, and add them. There is a subtle but crucial issue: the order of the matrix multiplication in the second component. There are two possible orders: (1)  $(FK \text{ %%% } R) \text{ %%% } X[d_S + 1 : d_S + d_R,]$ , and (2)  $FK \text{ %%% } (R \text{ %%% } X[d_S + 1 : d,])$ . The first one is logically equivalent to materializing (a part of) the output of the join, which causes computational redundancy! The second one avoids the computational redundancy; thus, we always use the latter order for the rewrite. Most LA systems, including R, allow us to fix the multiplication order using parentheses. Another key difference with [23] is that their system stores the partial product over  $R$  in an in-memory associative array. Our version avoids this and instead, perform a matrix multiplication with  $FK$ , since associative arrays are not a native part of most LA systems. This could lead to a small performance penalty but it enables our framework to satisfy the *closure* property explained before. Figure 2 provides an illustration of how the factorized LMM works.

### 3.3.4 Right Matrix Multiplication (RMM)

RMM also appears in many ML algorithms, including GLMs, especially when the normalized matrix is transposed (more in Section 3.4). The rewrite rule is as follows;  $X$  is a regular  $m \times n_S$  ( $m \geq 1$ ) matrix.

$$X \text{ %%% } T \rightarrow cbind(X \text{ %%% } S, (X \text{ %%% } FK) \text{ %%% } R)$$

This rewrite does not need to split up  $X$  but pushes down the RMM to the base tables and then attaches the resultant matrices. Once again, the second component has two possible orders, with the one that is not used being logically equivalent to materializing the join output.

A related matrix multiplication operation involves multiplying two normalized matrices; we call this operation Double Matrix Multiplication (DMM). In contrast to LMM and RMM, to the best of our knowledge, DMM does not arise in any popular ML algorithm. Nevertheless, we show in the appendix that it is indeed possible to rewrite even a DMM into operations over the base tables’ matrices although the rewrite is more tedious.

### 3.3.5 Cross-product

The cross-product of a matrix  $T$ , denoted as  $crossprod(T)$  in R, is equivalent to  $t(T) \text{ %%% } T$ .<sup>2</sup> Most LA systems provide cross-product as a unary function.<sup>3</sup> It arises in many ML algorithms where feature-feature interactions are needed, e.g., inversion-based linear regression, covariance, and PCA [14]. Interestingly, alternative rewrites are possible for this operation. We first present a straightforward “naive method” in Algorithm 1. Since  $t(T) \text{ %%% } T$  is symmetric, we only need to compute half of the elements in the output, along with the diagonal. Thus, the rewrite first computes the lower-left (and upper-right) by multiplying  $t(R)$  by the product of  $t(FK)$  and  $S$  (again, observe that this order avoid materialization). Second, it computes the cross-product of both  $S$  for the upper-left. Third, it computes the cross-product of  $FK$  and uses it compute the cross-product of  $FK \text{ %%% } R$  without materializing it. Finally, the results are stitched appropriately using *rbind* and *cbind*. A similar approach is seen in [29] to factorize a part of the so-called “co-factor” matrix for linear regression.

While already a bit optimized (due to the reuse of  $P$ ), Algorithm 1 still has two inefficiency issues. First, it does not fully exploit the symmetry of some of the components. Second, it needs to compute  $t(FK) \text{ %%% } FK$ , which involves the transpose of a sparse matrix, which turns out to be a non-trivial cost in many cases. Thus, we present a novel rewrite – the “efficient method” – that resolves these issues. The first one is resolved by using  $crossprod(S)$  directly instead of  $t(S) \text{ %%% } S$ . The second one is trickier; we make three observations. First,  $t(FK) \text{ %%% } FK$ , denoted as, say,  $FKp$ , is not only symmetric but also diagonal. Second, the  $i^{th}$  diagonal element of  $FKp$  is simply the number of ones in the  $i^{th}$  column of  $FK$ . Thus,  $FKp \equiv diag(colSums(FK))$ , where  $diag$  is an operation that creates a diagonal matrix given a vector. Third, denoting the element-wise square root of  $FKp$  by  $FKp^{0.5}$ , we have:

$$\begin{aligned} t(R) \text{ %%% } (t(FK) \text{ %%% } FK) \text{ %%% } R \\ \equiv crossprod(FKp^{0.5} \text{ %%% } R) \end{aligned}$$

Integrating these observations, the efficient method is presented in Algorithm 2.

### 3.3.6 Matrix Inversion Operators

<sup>2</sup>By convention, data examples are rows in R, which means  $crossprod$  is actually the Gram matrix in LA textbooks [20].

<sup>3</sup>There is also a binary version:  $crossprod(T_1, T_2) = t(T_1) \text{ %%% } T_2$ . If only  $T_2$  is normalized, it is RMM; if only  $T_1$  is normalized, it is transposed RMM, which is discussed in Section 3.4. If both are normalized, it is a transposed double multiplication, which is discussed in the appendix.

<b>Algorithm 1:</b> Cross-product (Naive method)
$P = t(R) \% \% (t(FK) \% \% S)$ <b>return</b> $\text{cbind}(\text{rbind}(\text{crossprod}(S), P), \text{rbind}(t(P),$ $\quad t(R) \% \% ((t(FK) \% \% FK) \% \% R)))$

<b>Algorithm 2:</b> Cross-product (Efficient method)
$P = t(R) \% \% (t(FK) \% \% S)$ <b>return</b> $\text{cbind}(\text{rbind}(\text{crossprod}(S), P), \text{rbind}(t(P),$ $\quad \text{crossprod}(\text{diag}(\text{colSums}(FK))^{(0.5) \% \% R})))$

In ML, matrix inversion (called *solve* in R) typically arises only over a full-rank *crossprod* of the denormalized feature matrix  $T$  (which becomes a regular matrix), e.g., for linear regression [18] as shown in Section 4.  $T$  is seldom directly inverted in ML. Nevertheless, we do have the following rewrite rules if  $T$  is square and invertible:

$$\text{solve}(T) \rightarrow \text{solve}(\text{crossprod}(T)) \% \% (t(T))$$

Interestingly, we show in the appendix that it is highly unlikely in practice that  $T$  is invertible because it imposes a strict constraint on the relative dimensions of the base tables [5]. Thus, we also consider the Moore-Penrose pseudo-inverse operation (called *ginv* in R). For pseudo-inverse, we have the following rewrite rules:

$$\begin{aligned} \text{ginv}(T) &\rightarrow \text{ginv}(\text{crossprod}(T)) \% \% t(T), \text{ if } d < n \\ \text{ginv}(T) &\rightarrow t(T) \% \% \text{ginv}(\text{crossprod}(t(T))), \text{ o/w} \end{aligned}$$

### 3.3.7 Non-Factorizable Operators

Element-wise matrix arithmetic operators such as addition do not necessarily have redundancy in their computations when applied to the output of PK-FK joins. We call such operators “non-factorizable.” To see why such operators may not have redundancy, consider the addition  $Z = T + X$ , where  $T$  is the normalized matrix and  $X$  is a regular matrix of the same size, i.e.,  $n_S \times (d_S + d_R)$ . In general, it is possible that  $X$  has no redundancy, i.e., no repetitions in its entries, even though  $T$  has the redundancy introduced by the PK-FK join. Thus, computing each element of  $Z$  involves adding an element of  $T$  (repeated or not) with a potentially unique element of  $X$ , which means there is no redundancy in the computations for  $Z$ . Of course, there could be “instance-specific” redundancy in  $X$ , e.g., some elements happen to be repeated by chance. Exploiting such instance-specific redundancy is beyond the scope of this work. Fortunately, element-wise matrix arithmetic operations are rare in ML. To the best of our knowledge, there is no popular ML algorithm where these operations are the performance bottleneck.<sup>4</sup> Thus, we ignore these operations henceforth.

## 3.4 Operator Rewrites with Transpose

When a normalized matrix is transposed, i.e., we compute  $t(T)$ , the redundancy in  $T$  is preserved but its structure changes. Since transpose is a unary matrix operator, any LA expression with transpose is no longer a rewrite of a single operation but rather an expression-level rewrite, which

<sup>4</sup>Such operations do arise in non-ML applications of LA, e.g., scientific simulations and financial engineering, but it is not clear if these applications have normalized data.

could make the integration more complicated (e.g., we might need to build a parser for R). As mentioned in Section 3.2., we circumvent this issue by adding a *transpose flag* to the normalized matrix data structure. This flag is set when  $T$  is transposed and unset if it is transposed again. We now dive deep into a new set of rewrite rules that replace an operation on  $t(T)$  with an operation on  $T$ , which means the rewrite rules from Section 3.3 can be reused.

**Element-wise Scalar Operators.** The output is a transposed normalized matrix.

$$\begin{aligned} t(T)?x &\rightarrow t(T?x) \quad ; \quad x?t(T) \rightarrow t(x?T) \quad ; \quad t(T)^{\wedge}x \rightarrow t(T^{\wedge}x) \\ x^{\wedge}t(T) &\rightarrow t(x^{\wedge}T) \quad ; \quad f(t(T)) \rightarrow t(f(T)) \end{aligned}$$

**Aggregation Operators.** The output is a row vector, column vector, or a scalar.

$$\begin{aligned} \text{rowSums}(t(T)) &\rightarrow t(\text{colSums}(T)) \\ \text{colSums}(t(T)) &\rightarrow t(\text{rowSums}(T)) \\ \text{sum}(t(T)) &\rightarrow \text{sum}(T) \end{aligned}$$

**LMM and RMM.** The output is a regular matrix.

$$\begin{aligned} t(T) \% \% X &\rightarrow t(t(X) \% \% T) \\ X \% \% t(T) &\rightarrow t(T \% \% t(X)) \end{aligned}$$

**Cross-product.** If the input is a transposed normalized matrix, this is the Gram matrix, which is used in some ML algorithms such as kernel-based SVMs. We rewrite it directly; the output is a regular matrix.

$$\begin{aligned} \text{crossprod}(t(T)) &\rightarrow S \% \% t(S) + \\ &\quad FK \% \% (R \% \% t(R)) \% \% t(FK) \end{aligned}$$

**Matrix Inversion Operators.** It suffices to use the rewrites devised for *crossprod*, LMM, RMM, and transposes directly:

$$\begin{aligned} \text{solve}(t(T)) &\rightarrow \text{ginv}(\text{crossprod}(t(T))) \% \% T, \\ \text{solve}(t(T)) &\rightarrow T \% \% \text{ginv}(\text{crossprod}(T)), \\ \text{ginv}(t(T)) &\rightarrow \text{ginv}(\text{crossprod}(t(T))) \% \% T, \\ \text{ginv}(t(T)) &\rightarrow T \% \% \text{ginv}(\text{crossprod}(T)). \end{aligned}$$

## 3.5 Extension to Multi-table Joins

We now extend our framework to multi-table PK-FK joins, specifically, star schema joins, which are ubiquitous in practice. For example, in recommendation systems such as Netflix and Amazon, the table with ratings has two foreign keys referring to tables about users and products. Thus, there is one entity table and two attribute tables. Formally, the schema is as follows: one entity table/matrix  $S$ ,  $q$  attribute tables,  $R_1, \dots, R_q$ , and  $q$  associated PK-FK matrices  $FK_1, \dots, FK_q$ . The materialized join output  $T$  is  $\text{cbind}(S, FK_1 \% \% R_1, \dots, FK_q \% \% R_q)$ . The extended normalized matrix is the tuple  $(S, FK_1, \dots, FK_q, R_1, \dots, R_q)$ . We now dive deep into the extensions to the rewrite rules.

**Element-wise Scalar Operators.** The extension is straightforward and as follows:

$$\begin{aligned} T?x &\rightarrow (S?x, FK_1, \dots, FK_q, R_1?x, \dots, R_q?x) \\ x?T &\rightarrow (x?S, FK_1, \dots, FK_q, x?R_1, \dots, x?R_q), \\ f(T) &\rightarrow (f(S), FK_1, \dots, FK_q, f(R_1), \dots, f(R_q)). \end{aligned}$$

**Aggregation Operators.** These require pre-aggregation of each  $R_i$  using  $FK_i$  and then combining the partial results.

As an example, the rewrite for *sum* is as follows.

$$\begin{aligned} \text{rowSums}(T) &\rightarrow \text{rowSums}(S) + \sum_{i=1}^q FK_i \% \% \text{rowSums}(R_i) \\ \text{colSums}(T) &\rightarrow \text{cbind}(\text{colSums}(S), \text{colSums}(FK_1) \% \% R_1, \\ &\quad \dots, \text{colSums}(FK_q) \% \% R_q) \\ \text{sum}(T) &\rightarrow \text{sum}(S) + \sum_{i=1}^q \text{colSums}(FK_i) \% \% \text{rowSums}(R_i) \end{aligned}$$

**LMM.** We need some notation. Let the dimensions of  $R_i$  be  $n_{Ri} \times d_{Ri}$ . Thus  $d = d_S + \sum_{i=1}^q d_{Ri}$ . Define  $d'_i = d_S + \sum_{j=1}^i d_{Rj}$ , for  $i = 1$  to  $q$ , and  $d'_0 = d_S$ . Given  $X$  of size  $d \times m$  ( $m \geq 1$ ), the rewrite is as follows.

$$\begin{aligned} T \% \% X &\rightarrow S \% \% X[1 : d_S, ] + \\ &\quad \sum_{i=1}^q FK_i \% \% (R_i \% \% X[d'_{i-1} + 1 : d'_i, ]) \end{aligned}$$

**RMM.** Note that the dimensions of  $FK_i$  is  $n_S \times n_{Ri}$ . Given  $X$  of size  $m \times n_S$  ( $m \geq 1$ ), the rewrite is as follows.

$$\begin{aligned} X \% \% T &\rightarrow \text{cbind}(X \% \% S, (X \% \% FK_1) \% \% R_1, \\ &\quad \dots, (X \% \% FK_q) \% \% R_q) \end{aligned}$$

**Cross-product.** Since this rewrite is more tedious, for the sake of readability, we specify the parts of *crossprod*( $T$ ) (in short,  $C(T)$ ) separately. Using the notation from LMM, the rewrite is as follows ( $1 \leq i \leq q$ ).

$$\begin{aligned} C[1 : d'_0, 1 : d'_0] &= \text{crossprod}(S), \\ C[1 : d'_0, d'_0 + 1 : d] &= \text{cbind}((t(S) \% \% FK_1) \% \% R_1, \\ &\quad (t(S) \% \% FK_2) \% \% R_2, \dots, \\ &\quad (t(S) \% \% FK_q) \% \% R_q), \\ C[(d'_{i-1} + 1) : (d'_i), (d'_{i-1} + 1) : (d'_i)] \\ &= \text{crossprod}(\text{diag}(\text{colSums}(FK_i)^{0.5}) \% \% R_i), \\ C[d'_{i-1} + 1 : d'_i, d'_i + 1 : d] \\ &= \text{cbind}(t(R_i) \% \% (t(FK_i) \% \% FK_{i+1}) \% \% R_{i+1}, \\ &\quad t(R_i) \% \% (t(FK_i) \% \% FK_{i+2}) \% \% R_{i+2}, \dots, \\ &\quad t(R_i) \% \% (t(FK_i) \% \% FK_q) \% \% R_q), \\ C[d'_i + 1 : d, d'_{i-1} + 1 : d'_i] &= t(C[d'_{i-1} + 1 : d'_i, d'_i + 1 : d]) \end{aligned}$$

On the other hand, the rewrite rule for the cross-product of  $t(T)$  is as follows:

$$\begin{aligned} \text{crossprod}(t(T)) &\rightarrow \text{crossprod}(t(S)) \\ &\quad + \sum_{i=1}^q FK_i \% \% \text{crossprod}(t(R_i)) \% \% t(FK_i) \end{aligned}$$

### 3.6 Extension to M:N Joins

We now extend our framework to a general non-PK-FK equi-join (“M:N” join) between  $\mathbf{S}$  and  $\mathbf{R}$ . We discuss the case of multi-table M:N joins in the appendix. Let the join attribute in  $\mathbf{S}$  (resp.  $\mathbf{R}$ ) be denoted  $JS$  (resp.  $JR$ ). Attach attributes  $NS$  and  $NR$  to the respective tables to encode row numbers, i.e.,  $NS$  (resp.  $NR$ ) takes values from 1 to  $n_S$  (resp.  $n_R$ ). We need to capture which tuples (rows) of  $\mathbf{S}$  and  $\mathbf{R}$  get mapped to which rows of  $\mathbf{T} = \mathbf{S} \bowtie_{JS=JR} \mathbf{R}$ . To do so, first compute  $\mathbf{T}' = \pi_{NS, JS}(\mathbf{S}) \bowtie_{JS=JR} \pi_{NR, JR}(\mathbf{R})$  with non-deduplicating projections (potentially, a relational

#### Algorithm 3: Cross-product for M:N join (Naive)

```

P = t(R) \% \% ((t(IR) \% \% IS) \% \% S)
TS = (t(S) \% \% ((t(IS) \% \% IS) \% \% S)
TR = (t(R) \% \% ((t(IR) \% \% IR) \% \% R)
return cbind(rbind(TS, P), rbind(t(P), TR))

```

#### Algorithm 4: Cross-product for M:N join (Efficient)

```

P = t(R) \% \% ((t(IR) \% \% IS) \% \% S)
TS = crossprod(diag(colSums(IS))^0.5 \% \% S)
TR = crossprod(diag(colSums(IR))^0.5 \% \% R)
return cbind(rbind(TS, P), rbind(t(P), TR))

```

cross-product of the projected join columns). Then, create two indicator matrices  $IS$  and  $IR$  of dimensions  $|\mathbf{T}'| \times n_S$  and  $|\mathbf{T}'| \times n_R$  respectively:

$$[IS|IR][i, j] = \begin{cases} 1, & \text{if } i^{\text{th}} \text{ row of } \mathbf{T}'[NS|NR] = j \\ 0, & \text{otherwise} \end{cases}$$

$IS$  and  $IR$  are also very sparse:  $nnz(IS) = nnz(IR) = |\mathbf{T}'|$ . Without loss of generality, assume each column of  $IS$  and  $IR$  has at least one non-zero, i.e., each tuple of  $\mathbf{S}$  and  $\mathbf{R}$  contributes to at least one tuple of  $\mathbf{T}$ ; otherwise, we can remove those tuples a priori. The extended normalized matrix is now  $(S, IS, IR, R)$  and  $T = \text{cbind}(IS \% \% S, IR \% \% R)$ . The rewrites rules are as follows:

#### Element-wise Scalar Operators.

$$\begin{aligned} T?x &\rightarrow (IS, S?x, IR, R?x) ; \quad x?T \rightarrow (IS, x?S, IR, x?R), \\ f(T) &\rightarrow (IS, f(S), IR, f(R)) \end{aligned}$$

#### Aggregation Operators.

$$\begin{aligned} \text{rowSums}(T) &\rightarrow IS \% \% \text{rowSums}(S) \\ &\quad + IR \% \% \text{rowSums}(R), \\ \text{colSums}(T) &\rightarrow \text{cbind}(\text{colSums}(IS) \% \% S, \\ &\quad \text{colSums}(IR) \% \% R), \\ \text{sum}(T) &\rightarrow \text{colSums}(IS) \% \% \text{rowSums}(S) + \\ &\quad \text{colSums}(IR) \% \% \text{rowSums}(R) \end{aligned}$$

#### LMM and RMM.

$$\begin{aligned} T \% \% X &\rightarrow IS \% \% (S \% \% X[1 : d_S, ]) + \\ &\quad IR \% \% (R \% \% X[d_S + 1 : d_S + d_R, ]) \\ X \% \% T &\rightarrow \text{cbind}((X \% \% IS) \% \% S, \\ &\quad (X \% \% IR) \% \% R) \end{aligned}$$

**Cross-product.** The cross-product for M:N join using the naive method and the efficient method are presented in Algorithm 3 and Algorithm 4, respectively.

On the other hand, the rewrite rule for the cross-product of  $t(T)$  is as follows:

$$\begin{aligned} \text{crossprod}(t(T)) &\rightarrow \\ &\quad IS \% \% \text{crossprod}(t(S)) \% \% t(IS) + \\ &\quad IR \% \% \text{crossprod}(t(R)) \% \% t(IR) \end{aligned}$$

Observe that if the join is PK-FK, we have  $IS = I$  (identity matrix of size  $n_S \times n_S$ ) and the above rules implicitly become equivalent to their counterparts from Section 3.3.

**A Note on Efficiency.** Note that factorized LA operations are likely to improve runtime efficiency only when the joins (PK-FK or M:N; two-table or multi-table) introduce redundancy. If the joins are too selective, then materializing the join output for ML is likely to be faster. This is essentially the classical problem of cardinality estimation and it is orthogonal to our work; we leave it to future work to integrate cardinality estimation ideas into LA systems. For our purposes, we focus on scenarios in which the joins introduce redundancy. Interestingly, even in such scenarios, the materialized operations might turn out to be faster in some extreme cases, as we show in Section 5.

## 4. APPLICATION TO ML ALGORITHMS

We show how MORPHEUS automatically “factorizes” a few popular ML algorithms. We pick a diverse and representative set: logistic regression for classification, least squares for regression, K-Means for clustering, and Gaussian non-negative matrix factorization (GNMF) for feature extraction. For each algorithm, we present the standard single-table version of their LA scripts, followed by the “factorized” versions for a PK-FK join. Note that they can be easily extended to multi-table joins and M:N joins using rewrite rules from Sections 3.5 and 3.6, respectively. These rewrites are shown for illustration only; MORPHEUS uses the rewrite rules on-the-fly without code regeneration.

**Logistic Regression for Classification.** The standard algorithm using gradient descent (GD) is in Algorithm 5; the automatically factorized version is in Algorithm 6. The following rewrite rules are used: LMM from Section 3.3 (for  $T \% \% w$ ) and transposed multiplication from Section 3.4 (for  $t(T) \% \% t(tmp)$ ).

**Least Squares Linear Regression.** The standard algorithm using matrix inversion is in Algorithm 7; the automatically factorized version is in Algorithm 8. The following rewrite rules were used: cross-product from Section 3.3 and transposed multiplication from Section 3.4 (for  $t(T) \% \% Y$ ). If  $d$  is too large, or if the cross-product is singular, GD is used instead; this is similar to Algorithm 5 and Algorithm 6 and for brevity sake, we skip it here and present it in the appendix. A hybrid algorithm that constructs the so-called “co-factor” matrix (using the cross-product) and then uses GD was presented and factorized in [29]. Their algorithm can also be automatically factorized by MORPHEUS; we discuss this in more detail in the appendix.

**K-Means Clustering.** The factorized version is in 9 (the standard version is shown in the appendix). The following rewrite rules were used: element-wise exponentiation and aggregation from Section 3.3 (for  $rowSums(T^2)$ ), LMM from Section 3.3 (for  $T \% \% C$ ), and transposed LMM from Section 3.4 (for  $t(T) \% \% CA$ ). Note that K-Means requires matrix-matrix multiplications, not just matrix-vector multiplications as logistic regression does. This demonstrates a key benefit of the generality of our approach.

### Algorithm 7: Linear Regression (Standard)

**Input:** Regular matrix  $T, Y, w, \alpha$   
 $w = solve(crossprod(T)) \% \% (t(T) \% \% Y)$

### Algorithm 5: Logistic Regression (Standard)

**Input:** Regular matrix  $T, Y, w, \alpha$   
**for**  $i$  **in**  $1 : max\_iter$  **do**  
   $w = w - \alpha * (t(T) \% \% (Y / (1 + \exp(T \% \% w))))$   
**end**

### Algorithm 6: Logistic Regression (Factorized)

**Input:** Normalized matrix  $(S, FK, R), Y, w, \alpha$ .  
**for**  $i$  **in**  $1 : max\_iter$  **do**  
   $tmp = t(Y / (1 + \exp(S \% \% w[1 : d_S, ] + FK \% \% (R \% \% w[d_S + 1 : d_S + d_R, ]))))$   
   $w = w - \alpha * t(cbind(tmp \% \% S, (tmp \% \% FK) \% \% R))$   
**end**

### Algorithm 8: Linear Regression (Factorized)

**Input:** Normalized matrix  $(S, FK, R), Y, w, \alpha$ .  
 $tmp = solve(crossprod((S, FK, R)))$  //Use Algo. 2  
 $w = tmp \% \% t(cbind(t(Y) \% \% S, (t(Y) \% \% FK) \% \% R))$

### Algorithm 9: K-Means Clustering (Factorized)

**Input:** Normalized matrix  $(S, FK, R)$ , # centroids  $K$   
 //Initialize centroids matrix  $C_{d \times K}$   
 $Un1 = matrix(1, nrow = nS, ncol = 1)$   
 $Ud1 = matrix(1, nrow = dS + dR, ncol = 1)$   
 $DT = (rowSums(S^2) + FK \% \% rowSums(R^2)) \% \% U1K$   
 $twoS = 2 * S; twoR = 2 * R$   
**for**  $i$  **in**  $1 : max\_iter$  **do**  
   $tmp = twoS \% \% C + FK \% \% (twoR \% \% C)$   
   $D = DT - tmp + Un1 \% \% colSums(C^2)$   
   $CA = (D == apply(D, 1, min)) * 1$   
   $tmp = t(cbind(t(CA) \% \% S, (t(CA) \% \% FK) \% \% R))$   
   $C = tmp / (Ud1 \% \% colSums(CA))$   
**end**

**GNMF for Feature Extraction.** The factorized version is in 10 (the standard version is shown in the appendix). The following rewrite rules were used: RMM and LMM from Section 3.3 (for  $t(W) \% \% T$  and  $T \% \% t(H)$  respectively). Similar to K-Means, GNMF also requires full matrix-matrix multiplications.

## 5. EXPERIMENTS

We compare the runtime performance of our rewritten rules for key LA operators and the four automatically factorized ML algorithms. Our goal is to evaluate the speed-ups provided by MORPHEUS and understand how they vary for different data dimensions. We use both synthetic and real-world datasets.

**Datasets.** We generate synthetic datasets for PK-FK and M:N joins with a wide range of data dimensions as listed in Table 3 and Table 4, respectively. For the PK-FK joins, the quantities varied are the *tuple ratio* ( $n_S/n_R$ ) and *feature ratio* ( $d_R/d_S$ ), which as explained in [23], help quantify

<b>Algorithm 10:</b> Gaussian NMF (Factorized)	
<b>Input:</b> Normalized matrix $(S, FK, R)$ , rank $r$	
//Initialize $W$ and $H$	
<b>for</b> $i$ <b>in</b> $1 : \text{max\_iter}$ <b>do</b>	
$\text{tmp} = t(\text{cbind}(t(W) \%*\% S,$	
$(t(W) \%*\% FK) \%*\% R))$	
$H = H * \text{tmp} / (H \%*\% \text{crossprod}(W))$	
$\text{tmp} = S \%*\% H + FK \%*\% (R \%*\% H)$	
$W = W * \text{tmp} / (W \%*\% \text{crossprod}(H))$	
<b>end</b>	

the amount of redundancy introduced by a PK-FK join. The other parameters are fixed as per Table 3. For M:N joins, tuple number (feature number or domain size) is varied when the other parameters are fixed as per Table 4. We use seven real-world normalized datasets adapted from [24] for the ML algorithms. Since these datasets have nominal features, we represent them as sparse feature matrices. Recall that MORPHEUS supports both dense and sparse matrices. The dimensions and sparsity are listed in Table 5. All real datasets have numeric *target* features in  $\mathbf{S}$ , which we binarize for logistic regression and treat as regular features for K-Means and GNMF. The schemas and features are listed in the appendix.

<b>PK-FK Join</b>	$n_S$	$d_S$	$n_R$	$d_R$
<b>Tuple Ratio</b>	Varied	20	$10^6$	40 or 80
<b>Feature Ratio</b>	$2 \times 10^7$ or $10^7$	20	$10^6$	Varied

Table 3: Data dimension parameters for PK-FK joins.

<b>M:N Join</b>	$n_S/n_R$	$d_S/d_R$	$n_U$
<b># Tuples</b>	Varied	200 or 100	1000
<b># Features</b>	$10^5$ or $5 \times 10^4$	Varied	1000
<b>Domain Size</b>	$10^5$ or $5 \times 10^4$	200	Varied

Table 4: Data dimension parameters for M:N joins.  $n_U$  is the domain size (number of unique values) of  $JS/JR$ .

**Experimental Setup.** All experiments are run on Cloud-Lab [28]. We use their OpenStack Juno profile with Ubuntu 14.10, which provides 16 Intel Xeon E5-2660 2.2 GHz cores and 251 GB RAM. Our code is implemented in R v3.2.3. Since all real datasets fit in memory as R matrices, we use MORPHEUS on standard R for all experiments, except a scalability study with MORPHEUS on ORE.

## 5.1 Operator-level Results

We start by studying the effects of the rewrites on individual LA operator performance using synthetic data. This will be useful to understand the performance results for the ML algorithms later. We exclude the data preparation time for both the *materialized* version (in short,  $M$ ), viz., joining the tables, and for the factorized version (in short,  $F$ ), viz., constructing  $FK$  ( $IS$  and  $IR$ ) matrices. As such, data preparation takes  $< 5\%$  of the total time in most cases.

**PK-FK Join.** Figure 3 shows the speed-ups of  $F$  over  $M$  for four key operators. Other operators exhibit similar trends, so we present them (and the runtimes) in the appendix. Note that  $F$  is significantly faster than  $M$  for a wide range of data dimensions for all operators. The speed-ups

<b>Dataset</b>	$(n_S, d_S, \text{nnz})$	$q$	$(n_{R_i}, d_{R_i}, \text{nnz})$
Expedia	942142, 28, 5652852	2	11939, 12013, 107451
			37021, 40242, 555315
Movies	1000209, 1, 0	2	6040, 9509, 30200
			3706, 3839, 81532
Yelp	215879, 1, 0	2	11535, 11706, 380655
			43873, 43900, 307111
Walmart	421570, 2, 421570	2	2340, 2387, 23400
			45, 53, 135
LastFM	343747, 1, 0	2	4099, 5019, 39992
			50000, 50233, 250000
Books	253120, 1, 0	2	27876, 28022, 83628
			49972, 53641, 249860
Flights	66548, 21, 55301	3	540, 718, 3240
			3167, 6464, 22169
			3170, 6467, 22190

Table 5: Dataset statistics for the real-world datasets.

increase with both the tuple ratio and feature ratio, but grow faster with the latter. This is because the amount of redundancy in  $T$  and the ML computations increases with both ratios but faster with the feature ratio (a similar trend was seen in [23]). Figures 3(b,d) shows that the speed-ups are slightly lower for LMM and *rowSums* compared to scalar multiplication since the rewrites for these more complex operators have slightly higher overhead. Interestingly, Figure 3(c) shows that the speed-ups for *crossprod* grow much faster with the feature ratio. The reason is that its runtime is  $O(d^2)$ , while the others are  $O(d)$ .

Note that  $F$  is slower than  $M$  in some cases with low tuple or feature ratios. In such cases, the overheads introduced by the rewrites start to dominate the computational redundancy saved. While the slow-downs are all  $< 2x$ , it is helpful if such slow-downs can be predicted and avoided. One approach is to devise a “cost model” for runtimes, but it is too system-specific and requires knowledge of the complex internals of the LA system’s implementation. We propose a simpler, generic approach that uses a *decision rule*: if the tuple ratio is  $< \tau$  or if the feature ratio is  $< \rho$ , do not use  $F$ . We then tune  $\tau$  and  $\rho$  *conservatively* using a simple measurement study on synthetic data. Using the speed-up results from all our experiments, we set  $\tau = 5$  and  $\rho = 1$ . Our rule is conservative because it might wrongly predict that a slow-down might occur even though it does not. However, whenever our rule predicted slow-downs wrongly, the speed-ups of  $F$  over  $M$  were minor ( $< 50\%$ ). We leave more sophisticated approaches to future work.

**M:N Join.** We now evaluate the rewritten operators for an M:N join. We set  $(n_S, d_S) = (n_R, d_R)$  and vary  $n_U$ . We define the “join attribute uniqueness degree” as  $n_U/n_S$ . Note that as  $n_U$  becomes smaller, more tuples are repeated after the join.  $n_U = 1$  leads to the full cartesian product. Figure 4 presents the speed-ups for two key operators that arise in ML: LMM and cross-product. Other operators and other parameters are discussed in the appendix. We see that  $F$  is again significantly faster than  $M$  for a wide range of

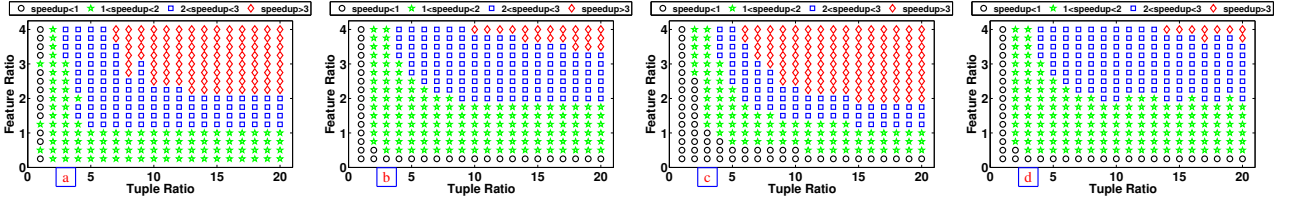


Figure 3: Speed-ups of factorized LA operators over the respective materialized versions on synthetic data for a PK-FK join. (a) Scalar multiplication, (b) LMM, (c) Cross-product, and (d) Row summation. Data dimensions are in Table 3. For the cross-product, Algorithm 2 is used (a comparison with Algorithm 1 is presented in the appendix).

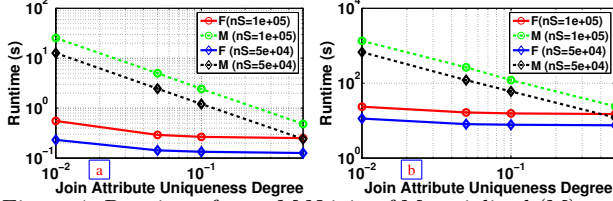


Figure 4: Runtimes for an M:N join of Materialized (M) and Factorized (F) versions of LA operators. (a) LMM and (b) Cross-product. We fix  $n_S (= n_R)$  as shown on the plots,  $d_S = d_R = 200$ , and vary  $n_U/n_S$  from 0.01 to 0.5.

$n_U$  values for both operators. In fact, when  $n_U = 0.01$ , the speed-ups are nearly two orders of magnitude, which is comparable to the average number of times each tuple is repeated after the join. This confirms that our framework can efficiently handle M:N joins as well.

## 5.2 ML Algorithm-level Results

We compare the runtimes of the standard materialized versions ( $M$ ) of the ML algorithms with the MORPHEUS-factorized versions ( $F$ ) from Section 4 for both PK-FK joins and M:N joins, the latter of which is left to the technique report [5]. We first study the effects of the data dimensions using synthetic data and then present the speed-ups yielded by MORPHEUS on the real-world datasets. We then present a baseline comparison of the speed-ups yielded by prior ML algorithm-specific factorized ML tools. Finally, we study the scalability of MORPHEUS on Oracle R Enterprise.

### 5.2.1 Results on Synthetic Datasets

**Logistic Regression.** We vary the tuple ratio (TR) and the feature ratio (FR) in Figure 5 (the appendix presents a plot varying the number of iterations). We see that  $F$  is significantly faster than  $M$  in most cases across a wide range of data dimensions. The runtime is dominated by the LMM  $T \% w$  and the transposed LMM  $t(T) \% tmp$  (see Algorithms 5 and 6). Thus, the speed-up trends are similar to that for those operators in Figure 3.

**Linear Regression.** The results are in Figure 5. Again,  $F$  is significantly faster than  $M$  for a wide range of data dimensions. The runtime is dominated by  $crossprod(T)$  (see Algorithms 7 and 8). Thus, the speed-up trends are similar to that for  $crossprod$  in Figure 3. Gradient descent-based linear regression is similar to logistic regression; thus, we skip it for brevity and discuss it in the appendix.

**K-Means and GNMF.** The results for both are in Figure 5. The runtime trends for the number of iterations for both are similar to logistic regression. Figure 5(c2) shows that K-Means runtime increases linearly with the number of

	Lin. Reg.		Log. Reg.		K-Means		GNMF	
	M	Sp	M	Sp	M	Sp	M	Sp
E	81.5	16.2	72.0	9.8	114.0	3.6	88.4	5
M	22.6	26.5	71.7	21.4	102.8	4.6	80.2	6.8
Y	22.3	26.5	21.0	20.6	30.6	4.9	24.0	9
W	13.2	7.7	13.3	6.3	22.9	1.6	15.9	2.4
L	8.6	8.2	10.3	7.3	17.3	2.0	12.0	2.8
B	3.6	3.7	4.2	3.3	10.8	1.3	5.5	1.2
F	1.8	3.6	2.2	3.2	4.4	1.6	2.5	1.9

Table 6: Runtimes (in seconds) on real data for the materialized approach ( $M$ ) and speed-ups of MORPHEUS ( $Sp$ ). E, M, Y, W, L, B, and F correspond to the datasets Expedia, Movies, Yelp, Walmart, LastFM, Books, and Flights respectively. Number of iterations is 20 for all ML algorithms; number of centroids is 10 for K-Means, and number of topics is 5 for GNMF.

centroids ( $k$ ). The speed-up of  $F$  over  $M$  decreases slowly because unlike logistic regression, K-Means has extra computations beyond the part that gets factorized (the computations with  $C^2$  and  $CA$  in Algorithm 15) and this part's contribution to the runtime increases as  $k$  increases. The trends for GNMF are similar.

### 5.2.2 Results on Real Datasets

Since all the real datasets have multi-table star schema joins, this experiment also evaluates our multi-table join extension. Table 6 presents the results. We see that MORPHEUS is significantly faster than the materialized approach ( $M$ ) in almost all cases for all datasets although the exact speed-ups differ widely across datasets and ML algorithms. The lowest speed-ups are mostly for GNMF and on Flights, e.g., 1.2x for GNMF on Books, and 1.6x for K-Means on Flights, primarily because these datasets have low feature ratios (see Table 5) and GNMF and K-Means have extra computations after the factorized portions. On the other extreme, Movies and Yelp see the highest speed-ups, e.g., 26.5x and 26.5x resp. for linear regression, 21.4x and 20.6x for logistic regression. This is primarily because the runtime of these ML algorithms are dominated by matrix multiplication operators, which are factorized by MORPHEUS, and these datasets have high feature and/or tuple ratios. Overall, these results validate MORPHEUS not only generalizes factorized ML, but also yields over an order of magnitude of speed-ups on some real datasets for some popular ML tasks.

### 5.2.3 Comparison with ML Algorithm-specific Tools

We verify if the generality of MORPHEUS is at the cost of performance gains possible compared to prior ML algorithm-specific tools. Since the tool from [29] is not open sourced,

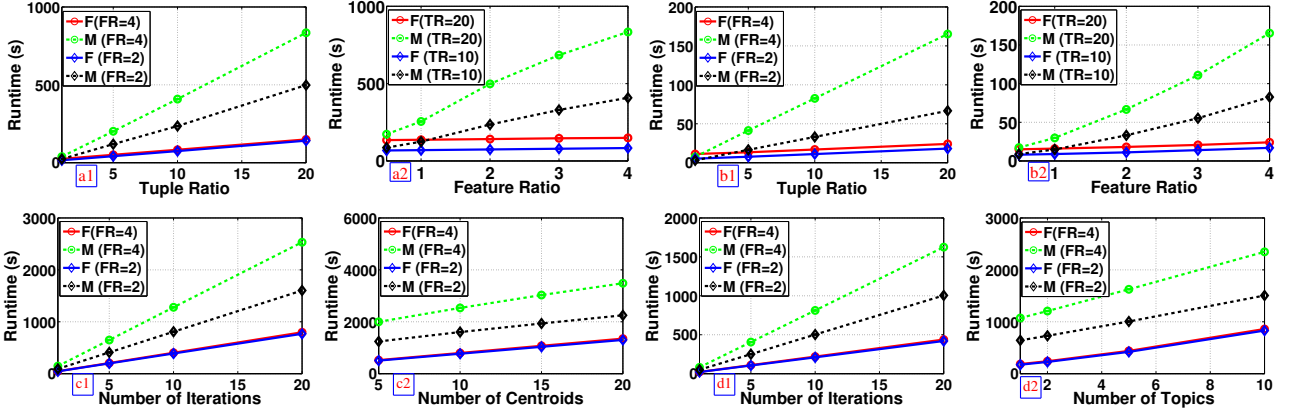


Figure 5: ML algorithms on synthetic data for a PK-FK join. Row 1: (a) Logistic Regression and (b) Linear Regression (using matrix inversion). Row 2: (c) K-Means and (d) GNMF. For (a), fix number of iterations to 20 (we vary this in the appendix. All data dimensions are listed in Table 3. For (c1) and (d1), we vary the number of iterations while fixing the number of centroids (resp. topics) for K-Means (resp. GNMF) to 10 (resp. 5). For (c2) and (d2), we set  $(n_S, n_R, d_S) = (2 \cdot 10^7, 10^6, 20)$ , while  $d_R$  is 40 (FR=2) and 80 (FR=4), and number of iterations is 20 for both algorithms.

Feature Ratio	1	2	3	4
ORION [23]	1.6	2.0	2.5	2.8
MORPHEUS	2.0	3.7	4.8	5.7

Table 7: Speed-ups of factorized logistic regression over materialized for a PK-FK join. Fix  $(n_S, n_R, d_S, Iters) = (2 \times 10^6, 10^5, 20, 10)$ ; vary feature ratio ( $d_R/d_S$ ).

Feature Ratio	0.5	1	2	4
Materialized	98.27	130.09	169.36	277.52
MORPHEUS	56.30	62.51	68.54	73.33
Speed-up	1.8x	2.1x	2.5x	3.8x

Table 8: Per-iteration runtime (in minutes) of logistic regression on ORE for a PK-FK join. Fix  $(n_S, n_R, d_S) = (10^8, 5 \cdot 10^6, 60)$  and vary  $d_R$  as per feature ratio (FR).

we contacted the authors; after discussions, we realized that their tool does not support the equivalent of a materialized approach, which makes an apples-to-apples comparison impossible. Thus, we only compare with ORION tool from [23]. Note that ORION only supports dense features and PK-FK joins, unlike MORPHEUS. We vary the feature ratio and report the speed-ups in Table 7. Interestingly, both the speed-ups and actual runtime yielded by MORPHEUS are higher than ORION. This is primarily due to hashing overheads in ORION. Thus, it is safe to say that MORPHEUS provides high generality without sacrificing on possible performance gains.

#### 5.2.4 Scalability with ORE

Finally, we study the scalability of MORPHEUS on ORE. ORE executes an LA operator over an *ore.frame* (physically, an RDBMS table) by pushing down computations to the RDBMS [1]. However, since ORE does not expose the underlying RDBMS multi-table abstractions (or the optimizer) to LA, by default, it needs the materialized single table. In contrast, MORPHEUS on ORE realizes the benefits of factorized ML on top of ORE without requiring changes to ORE. We report the per-iteration runtime of logistic regression on larger-than-memory synthetic data in Table 8 (we use *ore.rowApply* in ORE to handle LMM and RMM). The machine for this particular experiment runs Ubuntu 14.04 LTS and has 20 Intel Xeon E5-2660 2.6GHz cores, 160GB RAM, and 3TB disk. We see that not only does MORPHEUS scale, it still yields speed-ups at scale. This validates that our approach can leverage the scalability benefits of existing LA systems. Since SciDB [13], SystemML [9], and several other LA systems do not expose multi-table abstractions either, we think our approach could benefit them too.

## 6. RELATED WORK

**Factorized ML.** As Figure 1(a) illustrates, prior works on factorized ML were ML algorithm-specific [22, 23, 27, 29]. Our work unifies and generalizes such ideas to a wider variety of ML algorithms by leveraging linear algebra (LA). Furthermore, these prior works were mostly platform-specific, with some of them being restricted to in-memory data [27, 29]. By using LA, our work decouples the ML algorithm from the system environment issues, which enables us to leverage existing industrial-strength LA systems for scalability and other orthogonal benefits. Nevertheless, these prior works provided us the inspiration to pursue a unifying and generic mechanism for optimizing ML over normalized data.

**LA Systems.** Several recent projects focus on supporting LA workloads over data systems [1, 4, 6, 9, 32]. There are also from-scratch LA systems such as SciDB [13] and TensorFlow [6] (both support tensor algebra, not just matrices). None of these systems optimize LA over normalized data. While they offer *physical data independence* for LA, our work brings *logical data independence* to LA. Since MORPHEUS offers closure, it could likely be integrated into any of these LA systems; our prototype on ORE is an encouraging first step in this direction. Closely related to our goals are two recent optimizations introduced by SystemML: compressed LA (CLA) [16] and SPOOF [15]. CLA re-implements LA operators from scratch over compressed matrix formats to reduce the memory footprint. MORPHEUS can be viewed as a “logical” form of compression that exploits schema information. Unlike CLA, the closure property of MORPHEUS means it does not require re-implementing LA operators from scratch. Furthermore, CLA does not target run-

time speed-ups [16] and thus, is complementary to MORPHEUS. SPOOF enables “sum-product” optimizations for LA expressions to avoid creating large intermediate matrices. While this is conceptually similar to avoiding the materialization of joins, our work differs on both technical and architectural aspects. SPOOF does not exploit schema information, which means it cannot subsume factorized ML without an abstraction like our normalized matrix. But if SPOOF is extended with new optimizations that include *cbind*, it can subsume rewrites for simple operations like matrix aggregation although not our rewrites for complex operations such as cross-product, inverse, and multi-table multiplication. Architecturally, SPOOF requires a compiler for LA [15], while MORPHEUS also works in interpreted LA environments such as R and ORE. Overall, MORPHEUS is largely complementary to both CLA and SPOOF and it is interesting future work to integrate these ideas.

**Query Optimization.** Factorized computations generalize prior work on optimizing SQL aggregates over joins in an RDBMS [12,31]. In particular, FDB (“factorized database”) is an in-memory tool that factorizes and optimizes relational algebra (RA) operations over joins [7,8]. In contrast, our focus is on LA operations with the aim of automatically factorizing many ML algorithms. This raises a grander question of whether LA can be “subsumed” by RA and RDBMSs, which is a long standing debate that is perhaps yet to be settled [13]. Different systems take different paths: [9,13] build from-scratch LA systems without an RDBMS, while [1,32] aim to layer LA on top of an RDBMS even if they do not fully exploit the RDBMS optimizer for LA. Our work is orthogonal to this debate; MORPHEUS is applicable to both kinds of systems, easily integrates with existing LA systems, provides closure with respect to LA, and does not force ML users to use RA or SQL. Furthermore, our work establishes the benefits of database-style optimization ideas in the context of LA regardless of the system environment, while also introducing new LA-specific optimizations that have no known counterparts in RA. Nevertheless, it is interesting future work to more deeply integrate RA and LA optimizations, say, by creating a new intermediate language as in [25]. This also points to a need for a benchmark for LA in the spirit of [11]. While these questions are beyond the scope of this paper, such efforts could expose interesting interactions between LA and complex RDBMS optimizations such as multi-query optimization [30].

## 7. CONCLUSION AND FUTURE WORK

Factorized ML techniques help improve ML performance over normalized data. But they have hitherto been ad-hoc and ML algorithm-specific, which causes a daunting development overhead when applying such ideas to other ML algorithms. Our work takes a major step towards mitigating this overhead by leveraging linear algebra (LA) to represent ML computations and factorizing LA. Our framework, MORPHEUS, generically and automatically factorizes several popular ML algorithms, provides significant performance gains, and can leverage existing LA systems for scalability. As ML analytics grows in importance, we think our work lays a foundation for more research on integrating LA systems with RA operations, as well as a grand unification of LA and RA operations and systems. As for future work, we are working on distributed versions of MORPHEUS on SystemML and TensorFlow. Another avenue is to include more

complex LA operations such as Cholesky decomposition and singular value decomposition.

## 8. REFERENCES

- [1] Oracle R Enterprise.
- [2] R. [r-project.org](http://r-project.org).
- [3] SAP HANA and R.
- [4] SparkR. [spark.apache.org/R](http://spark.apache.org/R).
- [5] Towards Linear Algebra over Normalized Data. <https://arxiv.org/pdf/1612.07448v1.pdf>.
- [6] M. Abadi et al. TensorFlow: A System for Large-Scale Machine Learning. In *OSDI*, 2016.
- [7] N. Bakibayev et al. Aggregation and Ordering in Factorised Databases. In *VLDB*, 2013.
- [8] N. Bakibayev, D. Olteanu, and J. Zavodny. FDB: A Query Engine for Factorised Relational Databases. In *VLDB*, 2012.
- [9] M. Boehm et al. SystemML: Declarative Machine Learning on Spark. In *VLDB*, 2016.
- [10] Z. Cai et al. Simulation of Database-valued Markov Chains Using SimSQL. In *SIGMOD*, 2013.
- [11] Z. Cai et al. A Comparison of Platforms for Implementing and Running Very Large Scale Machine Learning Algorithms. In *SIGMOD*, 2014.
- [12] S. Chaudhuri and K. Shim. Including Group-By in Query Optimization. In *VLDB*, 1994.
- [13] P. Cudré-Mauroux et al. A demonstration of SciDB: A science-oriented DBMS. *PVLDB*, 2(2):1534–1537, 2009.
- [14] L. Eldén. *Matrix Methods in Data Mining and Pattern Recognition*. SIAM, 2007.
- [15] T. Elgamal et al. SPOOF: Sum-Product Optimization and Operator Fusion for Large-Scale Machine Learning. In *CIDR*, 2017.
- [16] A. Elgohary et al. Compressed Linear Algebra for Large-scale Machine Learning. In *VLDB*, 2016.
- [17] X. Feng, A. Kumar, B. Recht, and C. Ré. Towards a Unified Architecture for in-RDBMS Analytics. In *SIGMOD*, 2012.
- [18] T. Hastie et al. *The Elements of Statistical Learning: Data mining, Inference, and Prediction*. Springer-Verlag, 2001.
- [19] J. Hellerstein et al. The MADlib Analytics Library or MAD Skills, the SQL. In *VLDB*, 2012.
- [20] R. A. Horn and C. R. Johnson. *Matrix Analysis*. Cambridge University Press, New York, NY, USA, 2nd edition, 2012.
- [21] T. Kraska et al. MLbase: A Distributed Machine-learning System. In *CIDR*, 2013.
- [22] A. Kumar et al. Demonstration of Santoku: Optimizing Machine Learning over Normalized Data. In *VLDB*, 2015.
- [23] A. Kumar et al. Learning Generalized Linear Models Over Normalized Data. In *SIGMOD*, 2015.
- [24] A. Kumar et al. To Join or Not to Join? Thinking Twice about Joins before Feature Selection. In *SIGMOD*, 2016.
- [25] A. Kuntz et al. Bridging the Gap: Towards Optimization Across Linear and Relational Algebra. In *SIGMOD BeyondMR Workshop*, 2016.
- [26] R. Ramakrishnan and J. Gehrke. *Database Management Systems*. McGraw-Hill, Inc., 2003.
- [27] S. Rendle. Scaling Factorization Machines to Relational Data. In *VLDB*, 2013.
- [28] R. Ricci, E. Eide, and the CloudLab Team. Introducing CloudLab: Scientific Infrastructure for Advancing Cloud Architectures and Applications. *login.*, 39(6), 2014.
- [29] M. Schleich et al. Learning Linear Regression Models over Factorized Joins. In *SIGMOD*, 2016.
- [30] T. K. Sellis. Multiple-Query Optimization. *ACM TODS*, 13(1):23–52, Mar. 1988.
- [31] W. P. Yan and P.-Å. Larson. Eager Aggregation and Lazy Aggregation. In *VLDB*, 1995.
- [32] Y. Zhang et al. I/O-Efficient Statistical Computing with RIOT. In *ICDE*, 2010.

## APPENDIX

### A. DISCUSSION ABOUT MATRIX SOLVE

In practice, we have observed that the number of features is typically much less than that of tuples. Thus, the materialized matrix  $T$  is often not square and therefore not invertible. When  $T$  is indeed square, we have the following theorem:

**THEOREM A.1.** *Consider  $T_{n_S \times (d_S + d_R)} = [S_{n_S \times d_S}, FK_{n_S \times n_R}, R_{n_R \times d_R}]$ . If  $T$  is invertible, then*

$$TR \leq \frac{1}{FR} + 1, \quad (1)$$

where  $TR = \frac{n_S}{n_r}$  and  $FR = \frac{d_R}{d_S}$ .

**PROOF.** Invertibility of  $T$  implies that  $FK \cdot R$  is full column rank, which implies  $R$  is full column rank and thus  $d_R \leq n_R$ . Noting that  $T$  is square, we have

$$n_S = d_S + d_R = d_R \left( \frac{1}{FR} + 1 \right) \leq n_R \left( \frac{1}{FR} + 1 \right). \quad (2)$$

Moving  $n_R$  to the left side, we obtain the result  $TR \leq \frac{1}{FR} + 1$  and thus complete the proof.  $\square$

The theorem above indicates that invertibility of  $T$  implies low redundancy.

### B. DOUBLE MATRIX MULTIPLICATION (DMM)

This is our name for the operation of multiplying two normalized matrices. While this scenario is rare in ML over a two-table join, it arises over multi-table joins (more in Section 3.5). Thus, we need to be able to rewrite this operation. Let the left normalized matrix be denoted  $A = (SA, FKA, RA)$  and the right,  $B = (SB, FKB, RB)$ . The dimensions of a data matrix  $X \in \{SA, RA, SB, RB\}$  are  $n_X \times d_X$  and  $d_A = d_{SA} + d_{RA}$ . Let  $SB1$  and  $SB2$  denote  $SB[1 : d_{SA}, ]$  and  $SB[(d_{SA} + 1) :, ]$  respectively. Similarly, let  $FKB1$  and  $FKB2$  denote  $FKB[1 : d_{SA}, ]$  and  $FKB[(d_{SA} + 1) :, ]$  respectively. Note that  $d_A = n_B$ . The rewrite is as follows:

$$\begin{aligned} A \% \% B \rightarrow & \text{cbind}(SA \% \% SB1 + \\ & FKA \% \% (RA \% \% SB2), \\ & (SA \% \% FKB1) \% \% RB) + \\ & FKA \% \% ((RA \% \% FKB2) \% \% RB)) \end{aligned}$$

**Transposed DMM.** First, we consider both normalized matrix inputs ( $A$  and  $B$ ) being transposed. The output is a regular matrix.

$$t(A) \% \% t(B) \rightarrow t(B \% \% A)$$

Now, we consider a normalized matrix multiplied with a transposed normalized matrix (and vice versa). These are generalizations of the Gram Matrix and Gramian matrices. We are given two normalized matrices  $A$  and  $B$ , similar to the case of double matrix multiplication. We need to rewrite  $A \% \% t(B)$  and  $t(A) \% \% B$ , both of which yield regular matrices as outputs. For  $A \% \% t(B)$ , there are three cases: (1)  $d_{SA} = d_{SB}$ , (2)  $d_{SA} < d_{SB}$ , and (3)  $d_{SA} > d_{SB}$ . The rewrite for case (1) is as follows:

$$A \% \% t(B) \rightarrow SA \% \% t(SB) +$$

$$FKA \% \% (RA \% \% t(RB)) \% \% t(FKB)$$

As for case (2), let  $SB1 = SB[1 : d_{SA}, ]$ ,  $SB2 = SB[d_{SA} + 1 : d_{SB}, ]$ ,  $RA1 = RA[1 : d_{SB} - d_{SA}, ]$ , and  $RA2 = RA[d_{SB} - d_{SA} + 1 : d_{RA}, ]$ . Note that we have  $d_{SA} + d_{RA} = d_{SB} + d_{RB}$ . The rewrite for case (2) is as follows:

$$A \% \% t(B) \rightarrow SA \% \% t(SB1) +$$

$$FKA \% \% (RA1 \% \% t(SB2)) +$$

$$FKA \% \% (RA2 \% \% t(RB)) \% \% t(FKB)$$

Finally, case (3) can be recast as case (2) with a transpose:

$$A \% \% t(B) \rightarrow t(B \% \% t(A))$$

As for  $t(A) \% \% B$ , there is only one case but the rewrite is more complex.

$$\begin{aligned} t(A) \% \% B \rightarrow & \text{cbind}(\text{rbind}(t(SA) \% \% SB, \\ & t(RA) \% \% t(FKA) \% \% SB)), \\ & \text{rbind}((t(SA) \% \% FKB) \% \% RB, \\ & t(RA) \% \% t(FKA) \% \% FKB \% \% RB)) \end{aligned}$$

An interesting thing to note in the above rewrite is that it is not straightforward to determine what the order of matrix multiplication should be for the fourth tile, viz.,  $t(RA) \% \% t(FKA) \% \% FKB \% \% RB$ . If we compute the product  $FKB \% \% RB$  first, we are effectively materializing  $B$ . Thus, we might need to compute the product  $t(FKA) \% \% FKB = P$  (say) first but this temporary output matrix could become a dense  $n_{RA} \times n_{RB}$  matrix, which could be quite large depending on these dimensions. This requires a deeper understanding of the sparsity of  $P$ . We provide the following results that bound  $\text{nnz}(P)$  from both below and above.

$$\text{THEOREM B.1. } \text{nnz}(P) \geq \max\{n_{RA}, n_{RB}\}$$

**PROOF.** Let  $A_{i,\cdot}$ ,  $A_{\cdot,j}$ , and  $A_{i,j}$  denote the  $i^{\text{th}}$  row, the  $j^{\text{th}}$  column, and the entry in the  $i^{\text{th}}$  row and  $j^{\text{th}}$  column of matrix  $A$ , respectively.

First, we prove by contradiction that  $\text{nnz}(P_{i,\cdot}) \geq 1, \forall i = 1 \text{ to } n_{RA}$ , i.e., there is at least one non-zero element in the  $i^{\text{th}}$  row of  $P$ . Suppose on the contrary that  $\exists i \text{ s.t. } \text{nnz}(P_{i,\cdot}) = 0$ . Note that  $\text{nnz}(FKA_{\cdot,i}) > 0$  implies that  $\exists k \text{ s.t. } FKA_{k,i} = 1$ . Thus,  $\forall j = 1 \text{ to } n_{RB}$ , we have:

$$\begin{aligned} 0 &= P_{i,j} \\ &= FKA_{\cdot,i}^T FKB_{\cdot,j} \\ &= \sum_{w=1}^{n_{SA}} FKA_{w,i} FKB_{w,j} \geq FKA_{k,i} FKB_{k,j} \\ &= FKB_{k,j} \end{aligned}$$

This implies that  $\text{nnz}(FKB_{k,\cdot}) = 0$ , which is a contradiction. Thus,  $\text{nnz}(P_{i,\cdot}) \geq 1$ . Therefore, we have:

$$\text{nnz}(P) = \sum_{i=1}^{n_{RA}} \text{nnz}(P_{i,\cdot}) \geq n_{RA}$$

Similarly, it can be shown that  $\text{nnz}(P) \geq n_{RB}$ . Thus,  $\text{nnz}(P) \geq \max\{n_{RA}, n_{RB}\}$ .  $\square$

THEOREM B.2.  $nnz(P) \leq n_{SA}(= n_{SB})$ .

PROOF. Note that the sum of all elements in  $P$  is

$$\begin{aligned} sum(P) &= 1_{n_{RA} \times 1}^T \cdot P \cdot 1_{n_{RB} \times 1} \\ &= 1_{n_{RA} \times 1}^T \cdot FKA^T \cdot FKB \cdot 1_{n_{RB} \times 1} \\ &= (FKA \cdot 1_{n_{RA} \times 1})^T \cdot (FKB \cdot 1_{n_{RB} \times 1}) \\ &= (1_{n_{SA} \times 1})^T \cdot (1_{n_{SB} \times 1}) \\ &= n_{SA}(= n_{SB}). \end{aligned}$$

Since the entries of  $P$  are all nonnegative integers, the number of non-zeros in  $P$  is bounded by its sum, i.e.,  $nnz(P) \leq sum(P)$ . Thus,  $nnz(P) \leq n_{SA}(= n_{SB})$ .  $\square$

Thus, even in the worst case,  $nnz(P) = n_{SA}$ . Depending on how large this is relative to  $n_{RANRB}$ ,  $P$  will be sparse or dense. It is an open question as to whether one can estimate  $nnz(P)$  before computing the product. This is similar to the classical problem of cardinality estimation. We leave it to future work to apply ideas from that literature for this problem. In our implementation, we use the simple strategy of always computing  $P$  first. An alternative hybrid strategy is to always materialize the fourth tile to avoid computing  $P$ , but use the factorized multiplication for the second and third tiles. It is worth noting that the degenerate case of  $A = B$  makes this rewrite similar to the naive method for the cross-product Algorithm 1.

## C. EXTRA REWRITE RULES FOR MULTI-TABLE M:N JOINS

This section shows the rewrite rules for multi-table M:N joins. Consider the following joins:

$$T = R_1 \bowtie R_2 \bowtie \dots \bowtie R_q, \quad (3)$$

where the join conditions are

$$R_j.JC_j = R_{J_j}.OJC_{J_j}, j = 1, 2, \dots, q. \quad (4)$$

In other words, each table  $R_j$  is joined with another table  $R_{J_j}$  on  $R_j$ 's column  $JC_j$  and  $R_{J_j}$ 's column  $OJC_{J_j}$ . Attach attributes  $NR_j$  to table  $R_j$  to encode row numbers, i.e.,  $NR_j$  takes values from 1 to the number of rows in  $R_j$ ,  $n_{R_j}$ . Let  $JR_j = \{R_j.C | C = JC_j \text{ or } \exists k, OJC_{J_k} = C\}$  be all the join attributes involved in the multi-table join in table  $R_j$ . Now compute

$$\begin{aligned} T' &= \pi_{NR_1, JR_1}(R_1) \bowtie \pi_{NR_2, JR_2}(R_2) \\ &\bowtie \dots \bowtie \pi_{NR_q, JR_q}(R_q) \end{aligned} \quad (5)$$

where the join conditions are still

$$R_j.JC_j = R_{J_j}.OJC_{J_j}, j = 1, 2, \dots, q. \quad (6)$$

Then the indicator matrices  $IR_j, j = 1, 2, \dots, q$  can be computed by

$$[IR_j]([i, k]) = \begin{cases} 1, & \text{if } i^{\text{th}} \text{ row of } \mathbf{T}'.[NR_j] = k \\ 0, & \text{otherwise} \end{cases}$$

Note that  $IR_j$  is also very sparse since  $nnz(IR_j) = |T'|$ . W.L.O.G, assume each column of  $IR_j$  has at least one non-zero, i.e., each tuple of  $IR_j$  contributes to at least one tuple of  $\mathbf{T}$ . otherwise, we can remove those tuples a priori. Note that the extended normalized matrix is  $(IR_1, IR_2,$

### Algorithm 11: Linear Regression/GD (Standard)

**Input:** Regular matrix  $T, Y, w, \alpha$   
 //Initialize  $w$  **for**  $i$  **in**  $1 : \text{max\_iter}$  **do**  
 |  $w = w - \alpha * (t(T) \% \% (T \% \% w - Y))$   
**end**

$\dots, IR_q, R_1, R_2, \dots, R_q)$ , and  $T = cbind(IR_1 \% \% R_1, IR_2 \% \% R_2, \dots, IR_q \% \% R_q)$ .

### Element-wise Scalar Operators.

$$\begin{aligned} T?x &\rightarrow (IR_1, \dots, IR_q, R_1?x, \dots, R_q?x) \\ x?T &\rightarrow (x?S, IR_1, \dots, IR_q, x?R_1, \dots, x?R_q), \\ f(T) &\rightarrow (f(S), IR_1, \dots, IR_q, f(R_1), \dots, f(R_q)). \end{aligned}$$

### Aggregation Operators.

$$\begin{aligned} rowSums(T) &\rightarrow \sum_{i=1}^q IR_i \% \% rowSums(R_i) \\ colSums(T) &\rightarrow cbind(colSums(IR_1) \% \% R_1, \\ &\quad \dots, colSums(IR_q) \% \% R_q) \\ sum(T) &\rightarrow \sum_{i=1}^q colSums(IR_i) \% \% rowSums(R_i) \end{aligned}$$

**LMM.** Let the dimensions of  $R_i$  be  $n_{R_i} \times d_{R_i}$ .  $d = \sum_{i=1}^q d_{R_i}$ . Define  $d'_i = \sum_{j=1}^i d_{R_j}$ , for  $i = 1$  to  $q$ , and  $d'_0 = 0$ . Given  $X$  of size  $d \times m$  ( $m \geq 1$ ), the rewrite is as follows.

$$T \% \% X \rightarrow \sum_{i=1}^q IR_i \% \% (R_i \% \% X[d'_{i-1} + 1 : d'_i, ]).$$

### RMM.

$$X \% \% T \rightarrow cbind((X \% \% IR_1) \% \% R_1, \dots, (X \% \% IR_q) \% \% R_q)$$

### Cross-product.

$$\begin{aligned} CT[(d'_{i-1} + 1) : (d'_i), (d'_{i-1} + 1) : (d'_i)] \\ &= crossprod(diag(colSums(IR_i)^{0.5}) \% \% R_i), \\ CT[d'_{i-1} + 1 : d'_i, d'_i + 1 : d] \\ &= cbind(t(R_i) \% \% (t(IR_i) \% \% IR_{i+1}) \% \% R_{i+1}, \\ &\quad t(R_i) \% \% (t(IR_i) \% \% IR_{i+2}) \% \% R_{i+2}, \dots, \\ &\quad t(R_i) \% \% (t(IR_i) \% \% IR_q) \% \% R_q), \\ CT[d'_i + 1 : d, d'_{i-1} + 1 : d'_i] &= t(CT[d'_{i-1} + 1 : d'_i, d'_i + 1 : d]). \end{aligned}$$

On the other hand, the rewrite rule for the cross-product of  $t(T)$  is as follows:

$$\begin{aligned} crossprod(t(T)) &\rightarrow \\ &+ \sum_{i=1}^q IR_i \% \% crossprod(t(R_i)) \% \% t(IR_i). \end{aligned}$$

## D. LINEAR REGRESSION WITH GD

The standard single-table version is presented in Algorithm 11, while the automatically factorized version is presented in Algorithm 12.

**Algorithm 12:** Linear Regression/GD (Factorized)

**Input:** Normalized matrix  $(S, FK, R)$ ,  $Y$ ,  $w$ ,  $\alpha$ .  
 //Initialize  $w$  **for**  $i$  **in**  $1 : \max\_iter$  **do**  
    $tmp = t(S \% \% w[1 : d_S,]) +$   
      $FK \% \% (R \% \% w[d_S + 1 : d_S + d_R,]) - Y$   
    $w = w - \alpha * t(cbind(tmp \% \% S,$   
      $(tmp \% \% FK) \% \% R))$   
**end**

**E. LINEAR REGRESSION IN SCHLEICH ET AL. FROM SIGMOD'16**

The standard single-table version of their hybrid algorithm for linear regression is presented in Algorithm 13, while the automatically factorized version is presented in Algorithm 14.

**Algorithm 13:** Linear Regression; Schleich et al. [29]

**Input:** Regular matrix  $T$ ,  $Y$ ,  $w$ .  
 $C = rbind(t(Y) \% \% T, crossprod(T))$  //Co-factor  
**for**  $i$  **in**  $1 : \max\_iter$  **do**  
    $w = w - \alpha * (t(C) \% \% rbind(-1, w))$  //AdaGrad  
**end**

**Algorithm 14:** Linear Regression (Schleich et al. [29]); Factorized

**Input:** Normalized matrix  $(S, FK, R)$ ,  $Y$ ,  $w$ .  
 $tmp1 = cbind(t(Y) \% \% S, (t(Y) \% \% FK) \% \% R)$   
 $tmp2 = crossprod((S, FK, R))$  //Use Algo. 2  
 $C = rbind(tmp1, tmp2)$  //Co-factor  
**for**  $i$  **in**  $1 : \max\_iter$  **do**  
    $w = w - \alpha * (t(C) \% \% rbind(-1, w))$  //AdaGrad  
**end**

**F. STANDARD VERSIONS OF K-MEANS AND GNMf**

Algorithm 15 presents the standard single-table version of K-Means clustering expressed in linear algebra. Algorithm 16 presents the standard single-table version of GNMf.

**Algorithm 15:** K-Means Clustering (Standard)

**Input:** Regular matrix  $T$ , # centroids  $K$   
 //Initialize centroids matrix  $C_{d \times K}$   
 $Un1 = matrix(1, nrow = nS, ncol = 1)$   
 $Ud1 = matrix(1, nrow = dS + dR, ncol = 1)$   
 $DT = rowSums(T^2) \% \% U1K$   
 $twoT = 2 * T$   
**for**  $i$  **in**  $1 : \max\_iter$  **do**  
    $D = DT - twoT \% \% C + Un1 \% \% colSums(C^2)$   
    $CA = (D == apply(D, 1, min)) * 1$   
    $C = (t(T) \% \% CA) / (Ud1 \% \% colSums(CA))$   
**end**

**Algorithm 16:** Gaussian NMF (Standard)

**Input:** Regular matrix  $T$ , rank  $r$   
 //Initialize  $W$  and  $H$   
**for**  $i$  **in**  $1 : \max\_iter$  **do**  
    $H = H * (t(T) \% \% W) / (H \% \% crossprod(W))$   
    $W = W * (T \% \% H) / (W \% \% crossprod(H))$   
**end**

**G. SCHEMAS OF REAL DATASETS**

The datasets are adapted from [24]. Essentially, we converted categorical features into large sparse matrices, which means the feature matrices are sparse. Note that the foreign key is a feature too and it is folded into the attribute table feature matrix  $(R)$ . The following is a description of the datasets and their schemas from [24].

**Walmart.** Predict department-wise sales by joining data about past sales with data about stores and weather/economic indicators.  $\mathbf{S}$  is Sales (SalesLevel, IndicatorID, StoreID, Dept), while  $Y$  is SalesLevel.  $\mathbf{R}_1$  is Indicators (IndicatorID, TempAvg, TempStdev, CPIAvg, CPIStdev, FuelPriceAvg, FuelPriceStdev, UnempRateAvg, UnempRateStdev, IsHoliday).  $\mathbf{R}_2$  is Stores (StoreID, Type, Size). Both foreign keys (StoreID and IndicatorID) have closed domains with respect to the prediction task.

**Expedia.** Predict if a hotel's rank by joining data about past search listings with data about hotels and search events.  $\mathbf{S}$  is Listings (Position, HotelID, SearchID, Score1, Score2, LogHistoricalPrice, PriceUSD, PromoFlag, OrigDestDistance).  $Y$  is Position.  $\mathbf{R}_1$  is Hotels (HotelID, Country, Stars, ReviewScore, BookingUSDAvg, BookingUSDStdev, BookingCount, BrandBool, ClickCount).  $\mathbf{R}_2$  is Searches (SearchID, Year, Month, WeekOfYear, TimeOfDay, VisitorCountry, SearchDest, LengthOfStay, ChildrenCount, AdultsCount, RoomCount, SiteID, BookingWindow, SatNightBool, RandomBool). SearchID does not have a closed domain and is not used as a feature.

**Flights.** Predict if a route is codeshared by joining data about routes with data about airlines, source, and destination airports.  $\mathbf{S}$  is Routes (CodeShare, AirlineID, SrcAirportID, DestAirportID, Equipment1, ..., Equipment20).  $Y$  is CodeShare.  $\mathbf{R}_1$  is Airlines (AirlineID, AirCountry, Active, NameWords, NameHasAir, NameHasAirlines).  $\mathbf{R}_2$  is SrcAirports (SrcAirportID, SrcCity, SrcCountry, SrcDST, SrcTimeZone, SrcLongitude, SrcLatitude).  $\mathbf{R}_3$  is DestAirports (DestAirportID, DestCity, DestCountry, DestTimeZone, DestDST, DestLongitude, DestLatitude).

**Yelp.** Predict business ratings by joining data about past ratings with data about users and businesses.  $\mathbf{S}$  is Ratings (Stars, UserID, BusinessID).  $Y$  is Stars.  $\mathbf{R}_1$  is Businesses (BusinessID, BusinessStars, BusinessReviewCount, Latitude, Longitude, City, State, WeekdayCheckins1, ..., WeekdayCheckins5, WeekendCheckins1, ..., WeekendCheckins5, Category1, ..., Category15, IsOpen).  $\mathbf{R}_2$  is Users (UserID, Gender, UserStars, UserReviewCount, VotesUseful, VotesFunny, VotesCool).

**MovieLens1M.** Predict movie ratings by joining data about past ratings with data about users and movies.  $\mathbf{S}$  is Ratings (Stars, UserID, MovieID).  $Y$  is Stars.  $\mathbf{R}_1$  is Movies (MovieID, NameWords, NameHasParentheses, Year, Genre1, ..., Genre18).  $\mathbf{R}_2$  is Users (UserID, Gender, Age, Zipcode, Occupation).

**LastFM.** Predict music play counts by joining data about past play levels with data about users and artists.  $\mathbf{S}$  is Plays (PlayLevel, UserID, ArtistID),  $Y$  is PlayLevel,  $\mathbf{R}_1$  is Artists (ArtistID, Listens, Scrobbles, Genre1, ..., Genre5), and  $\mathbf{R}_2$  is Users (UserID, Gender, Age, Country, JoinYear).

**BookCrossing.** Predict book ratings by joining data about past ratings with data about readers and books.  $\mathbf{S}$  is Ratings (Stars, UserID, BookID).  $Y$  is Stars.  $\mathbf{R}_1$  is Users (UserID, Age, Country).  $\mathbf{R}_2$  is Books (BookID, Year, Publisher,

NumTitleWords, NumAuthorWords).

## H. MORE RUNTIME PLOTS

The runtime and speed-up plots on synthetic data for scalar addition, RMM, column summation, and (full) summation are presented in Figure 6. The runtime plots on synthetic data for scalar multiplication, LMM, cross-product, and row summation are presented in Figure 7. The runtime plot on synthetic data for logistic regression for varying number of iterations is presented in Figure 9. The runtime plots on synthetic data for linear regression with gradient descent are presented in Figure 8. The runtime plots on synthetic data for varying tuple and feature ratios for K-Means and GNMF are presented in Figure 10.

## I. PLOTS FOR M:N JOIN

We vary the number of tuples, number of features, and join attribute uniqueness fraction ( $n_U/n_S$ ) for various key LA operators. The results are presented in Figures 11 and 12.

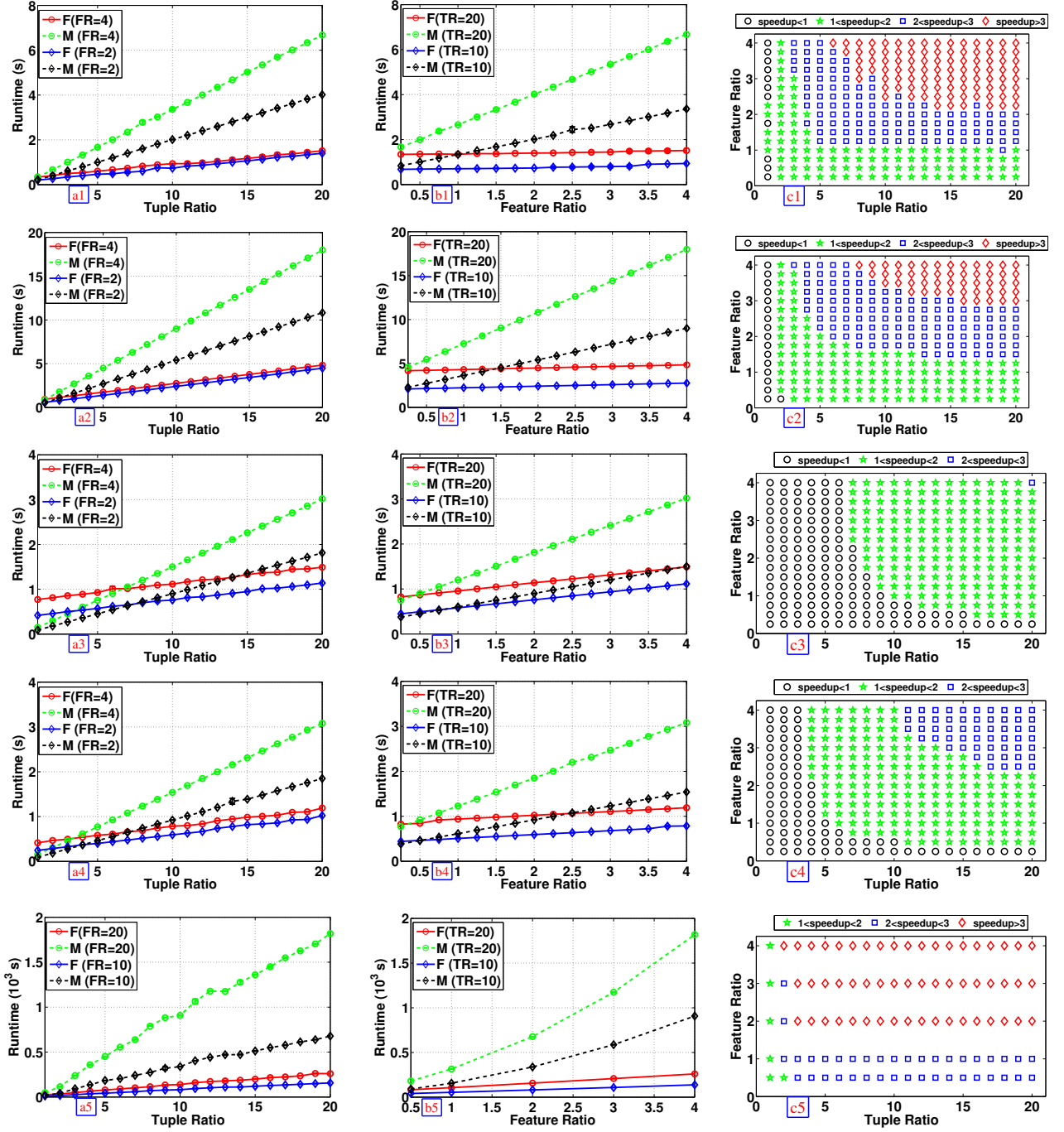


Figure 6: Runtimes for the same setting as Figure 3. The rows are: (1) Scalar addition, (2) RMM, (3) Column summation, (4) Summation, and (5) pseudo-inverse. The columns are: (a) Vary tuple ratio (TR)  $n_S/n_R$ , (b) Vary feature ratio (FR)  $d_R/d_S$ , and (c) Speed-ups of F over M.

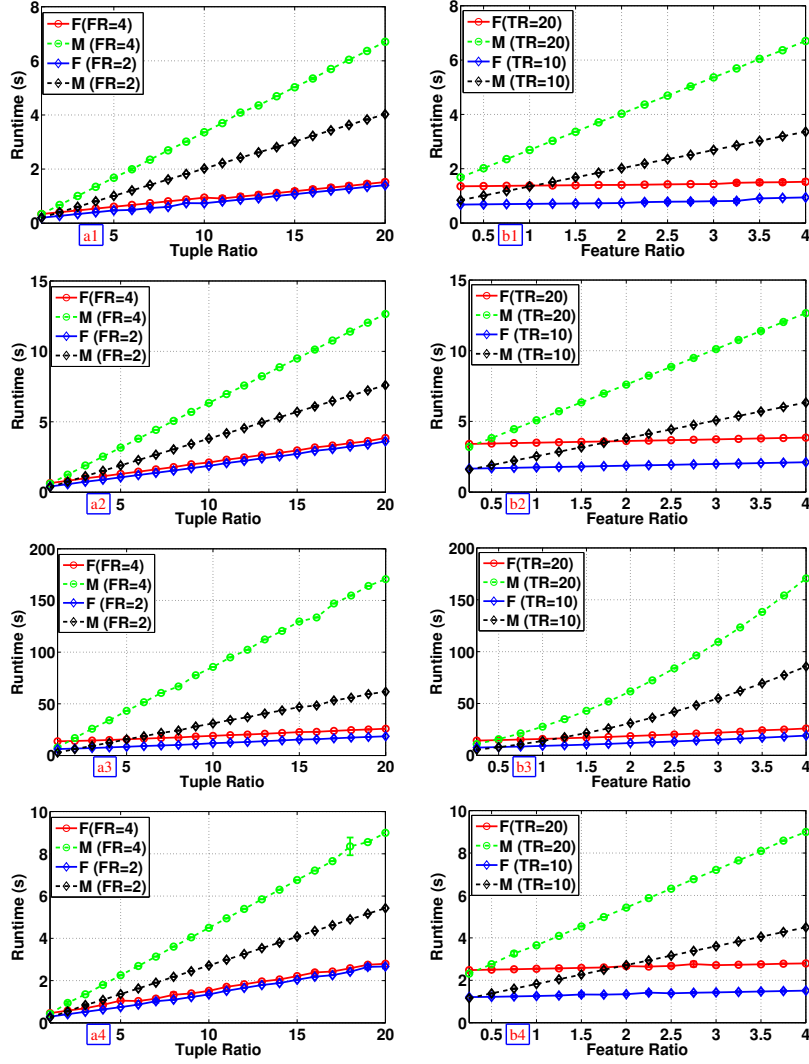


Figure 7: Runtimes for the same setting as Figure 3. The rows are: (a) Scalar multiplication, (b) LMM, (c) Cross-product, and (d) Row summation. The columns are: (1) Vary tuple ratio (TR)  $n_S/n_R$ , and (2) Vary feature ratio (FR)  $d_R/d_S$ .

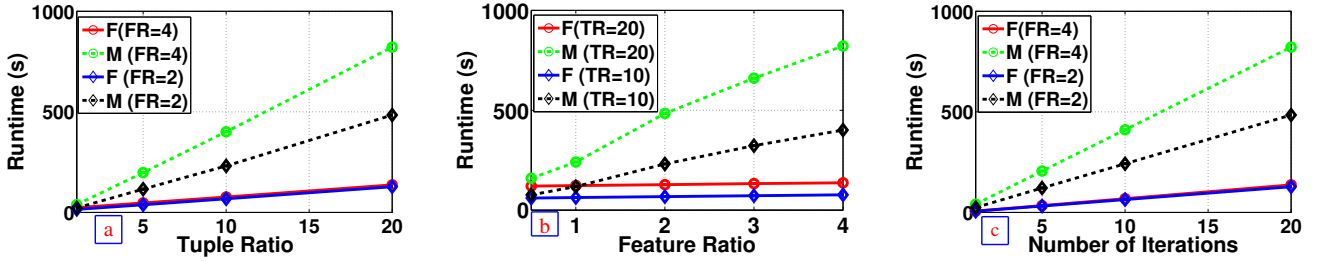


Figure 8: Linear Regression with gradient descent. (a) Vary TR. (b) Vary FR. (c) Vary the number of iterations. The data dimensions for (a) and (c) are listed in Table 3 and the number of iterations is 20. For (c), we fix  $n_S = 2 \times 10^7$ ,  $n_R = 10^6$ ,  $d_S = 20$ , and  $d_R = 40$  (FR=2) and 80 (FR=4).

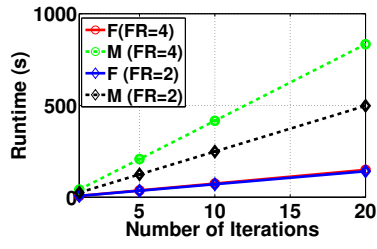


Figure 9: Logistic Regression for varying number of iterations. We set  $(n_S, n_R, d_S) = (2 \cdot 10^7, 10^6, 20)$  and  $d_R$  is 40 (FR=2) or 80 (FR=4).

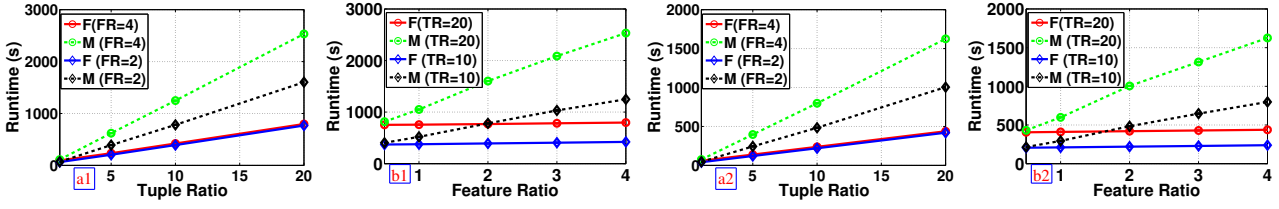


Figure 10: Runtimes on synthetic data. (1) K-Means and (2) GNMF. (a) Vary the tuple ratio and (b) Vary the feature ratio. The number of iterations is 20,  $k = 10$  (for K-Means), and the number of topics is 5 (for GNMF). The data dimensions are listed in Table 3.

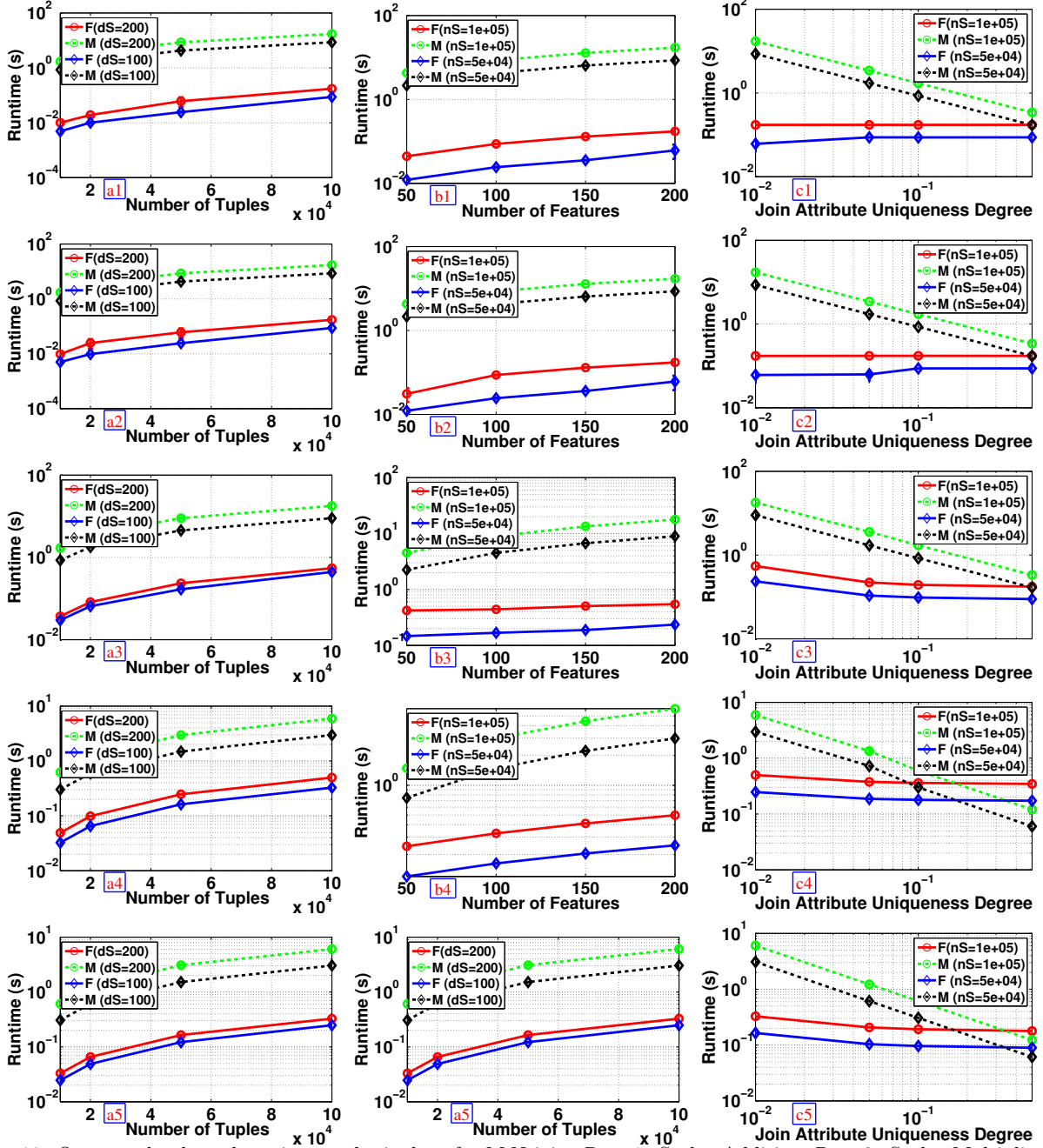


Figure 11: Operator-level results using synthetic data for M:N join. Row 1: Scalar Addition, Row 2: Scalar Multiplication, Row 3: Row Summation, Row 4: Column Summation, and Row 5: Summation.

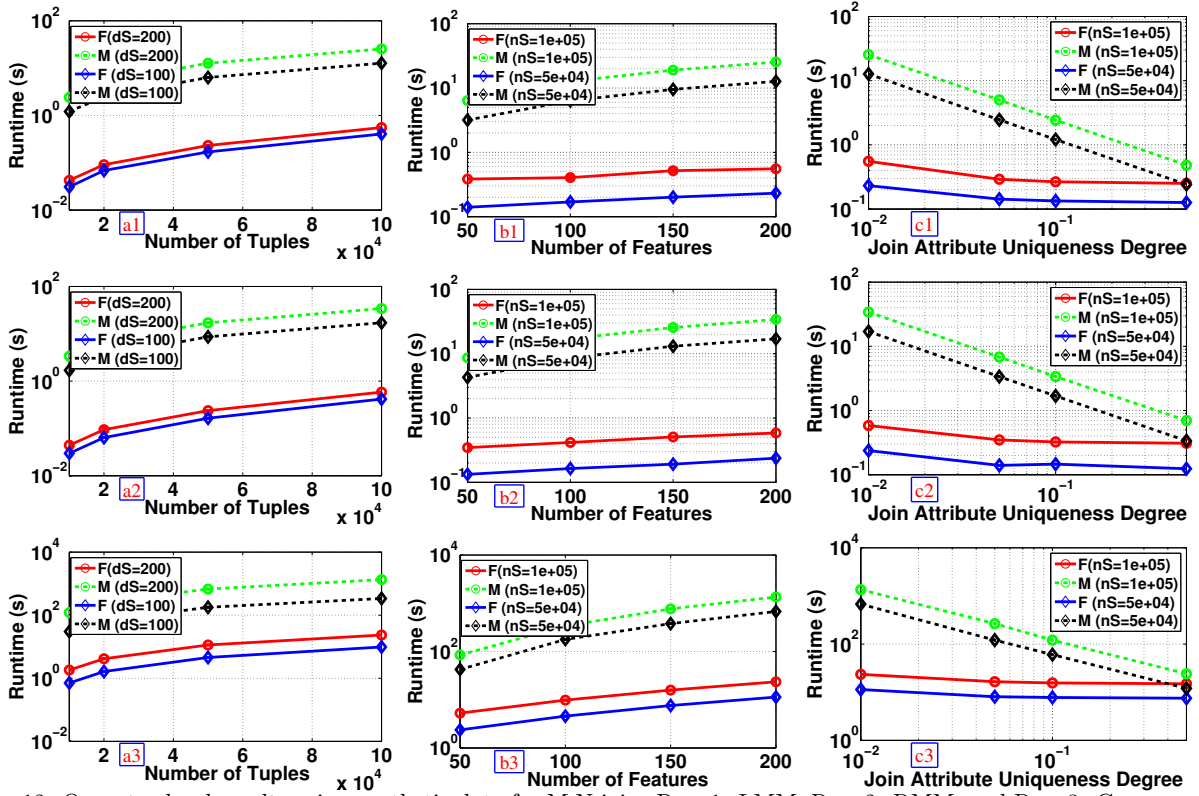


Figure 12: Operator-level results using synthetic data for M:N join. Row 1: LMM, Row 2: RMM, and Row 3: Cross-product.