

Jointly Extracting Relations with Class Ties via Effective Deep Ranking

Hai Ye[†], Wenhan Chao[†] and Zhunchen Luo[‡]

[†]School of Computer Science and Engineering, Beihang University, Beijing 100191, China

[‡]China Defense Science and Technology Information Center, 100142, Beijing, China
{yehai, chaowenhan}@buaa.edu.cn, zhunchenluo@gmail.com

Abstract

Connections between relations in relation extraction, which we call class ties, are common. In distantly supervised scenario, one entity tuple may have multiple relation facts. Exploiting class ties between relations of one entity tuple will be promising for distantly supervised relation extraction. However, previous models are not effective or ignore to model this property. In this work, to effectively leverage class ties, we propose to make joint relation extraction with a unified model that integrates convolutional neural network with a general pairwise ranking framework, in which two novel ranking loss functions are introduced. Additionally, an effective method is presented to relieve the impact of NR (not relation) for model training, which significantly boosts our model performance. Experiments on a widely used dataset show that leveraging class ties will enhance extraction and demonstrate that our model is effective to learn class ties. Our model outperforms baselines significantly, achieving state-of-the-art performance. The source code of this paper can be obtained from https://github.com/yehaibuaa/DS_RE_DeepRanking.

1 Introduction

Relation extraction (RE) aims to classify the relations between two given named entities from natural-language text. Supervised machine learning methods require numerous labeled data to work well. With the rapid growth of volume of relation types, traditional methods can not keep up with the step for the limitation of labeled data. In order to narrow down the gap of data spar-

<i>place_lived</i> (Patsy Ramsey, Atlanta)		
<i>place_of_birth</i> (Patsy Ramsey, Atlanta)		
	Sentence	Latent Label
#1	<i>Patsy Ramsey</i> has been living in <i>Atlanta</i> since she was born.	<i>place_of_birth</i>
#2	<i>Patsy Ramsy</i> always loves <i>Atlanta</i> since it is her hometown.	<i>place_lived</i>

Table 1: Training instances generated by freebase.

sity, Mintz et al. (2009) propose *distant supervision* (DS) for relation extraction, which automatically generates training data by aligning a knowledge facts database (ie. Freebase (Bollacker et al., 2008)) with texts.

Class ties mean the connections between relations in relation extraction. In general, we conclude that class ties can have two types: weak class ties and strong class ties. Weak class ties mainly involve the co-occurrence of relations such as *place_of_birth* and *place_lived*, *CEO_of* and *founder_of*. On the contrary, strong class ties mean that relations have latent logical entailments. Take the two relations of *capital_of* and *city_of* for example, if one entity tuple has the relation of *capital_of*, it must express the relation fact of *city_of*, because the two relations have the entailment of *capital_of* \Rightarrow *city_of*. Obviously the opposite induction is not correct. Further take the sentence of “*Jonbenet told me that her mother [Patsy Ramsey]_{e1} never left [Atlanta]_{e2} since she was born.*” in DS scenario for example. This sentence expresses two relation facts which are *place_of_birth* and *place_lived*. However, the word “born” is a strong bios to extract *place_of_birth*, so it may not be easy to predict the relation of *place_lived*, but if we can incorporate the weak ties between the two relations, extracting *place_of_birth* will provide evidence for prediction of *place_lived*.

Exploiting class ties is necessary for DS based relation extraction. In DS scenario, one entity tuple may have multiple relation facts as shown

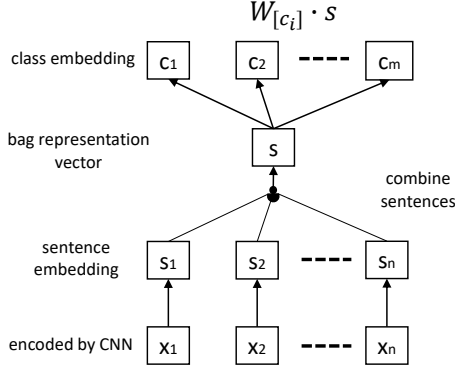


Figure 1: The main architecture of our model.

in Table 1, which is called *relation overlapping* (Hoffmann et al., 2011; Surdeanu et al., 2012). The overlapping relations of one entity tuple can have class ties which can be leveraged to enhance relation extraction. In the widely used dataset of Riedel et al. (2010), we find that 98.9% of entity tuples with overlapping relations have a characteristic that the relations for one entity tuple derive from a same root class and most of them have weak class ties, so incorporating class ties will help to extract relations in DS scenario.

To learn class ties between relations, we propose to jointly extract relations of one entity tuple. As shown in Table 1, two relations have weak class ties. By joint extraction, we jointly extract the two relations in one time, in this way, the co-occurrence of them can be maintained, so class ties between them can be learned. Then extracting *place_lived* (*place_of_birth*) will provide extra evidence to extract *place_of_birth* (*place_lived*) with class ties between them. Suppose we make separated extraction for them, then the two relations will be divided apart and we will only extract one relation every time, causing to lose the information of co-occurrence between them. Furthermore, combining information across sentences will be more appropriate for joint extraction which provides more information from other sentences to extract each relation (Zheng et al., 2016; Lin et al., 2016). In Table 1, sentence #1 is the evidence for *place_of_birth*, but it also expresses the meaning of “living in someplace”, so it can be aggregated with sentence #2 to extract *place_lived*. Meanwhile, the word of “hometown” in sentence #2 can provide evidence for *place_of_birth* which should be combined with sentence #1 to extract *place_of_birth*.

In this work, we propose a general pairwise

ranking framework combined with a convolutional neural network (CNN) to make joint extraction. Ranking framework has been successfully adopted to many problems such as multi-label image retrieval (Zhao et al., 2015) and relation extraction (Santos et al., 2015), so we apply ranking scenario in our model to make joint extraction. Inspired by the effectiveness of deep learning for modeling sentences (LeCun et al., 2015), we use CNN to embed sentences. The whole model is shown in Figure 1. Similar to Santos et al. (2015) and Lin et al. (2016), we use class embeddings to represent relation classes. We first use CNN to embed sentences, then we introduce two variant methods to combine the embedded sentences into one bag representation vector aiming to aggregate information across sentences, after that we measure the similarity between bag representation and relation class in real-valued space. With two variants for combining sentences, two novel ranking loss functions are proposed to make joint extraction. Besides, we further consider the impact of NR (not relation) for model training and test. To relieve this problem, we cut down loss propagation from NR class during training.

Our experimental results on dataset of Riedel et al. (2010) are evident that: (1) Our model is much more effective than the baselines; (2) Leveraging class ties will enhance relation extraction and our model can effectively learn class ties by joint extraction; (3) Our method is effective to relieve the impact of NR on training.

Our contributions in this paper can be encapsulated as follows:

- We propose to leverage class ties to enhance relation extraction. We propose to make joint extraction and introduce two novel ranking loss functions combined with CNN. Our model is effective to learn class ties.
- We propose an effective method to relieve the impact of data imbalance from NR for model training.
- Our method achieves state-of-the-art performance.

2 Related Work

We summarize related works on two main aspects:

2.1 Distant Supervision Relation Extraction

Previous works on DS based RE ignore or are not effective to leverage class ties between relations.

Riedel et al. (2010) introduce multi-instance learning to relieve the wrong labelling problem, ignoring class ties. Afterwards, Hoffmann et al. (2011) and Surdeanu et al. (2012) model this problem by multi-instance multi-label learning to extract overlapping relations. Though they also propose to make joint extraction of relations, they only use information from single sentence losing information from other sentences. Han and Sun (2016) use rule-based *Markov logic* model to capture consistency between relation labels, but it is hard for human to define exact rules instead bringing errors to extraction.

With the remarkable success of deep learning in CV and NLP (LeCun et al., 2015), deep learning has been applied to relation extraction (Zeng et al., 2014; Zeng et al., 2015; Santos et al., 2015; Lin et al., 2016), the specific deep learning architecture can be CNN (Zeng et al., 2014), RNN (Zhou et al., 2016), etc. Zeng et al. (2015) propose a piecewise convolutional neural network with multi-instance learning for DS based relation extraction, which improves the precision and recall significantly. Afterwards, Lin et al. (2016) introduce the mechanism of attention (Luong et al., 2015; Bahdanau et al., 2014) to select the sentences to relieve the wrong labelling problem and use all the information across sentences. However, the two deep learning based models only make separated extraction thus can not model class ties between relations.

2.2 Deep Learning to Rank

Deep learning to rank has been widely used in multi-label classification problem. In image retrieval, Zhao et al. (2015) apply deep semantic ranking for multi-label image retrieval. In text matching, Severyn and Moschitti (2015) adopt learning to rank combined with deep CNN for short text pairs matching. In traditional supervised relation extraction, Santos et al. (2015) design a pairwise loss function based on CNN for single label relation extraction. Based on the advantage of deep learning to rank in multi-label classification, we propose pairwise learning to rank (LTR) (Liu, 2009) combined with CNN in our model aiming to jointly extract multiple relations. Zheng et al. (2016) also deal with this problem by learning to rank. However, they apply listwise LTR instead of pairwise LTR; their model is feature-based model that uses NLP tools to get the features of sen-

tences, which will bring much noise, but we apply CNN to automatically encode the sentences.

3 Proposed Model

In this section, we first give out the notation in our paper, then we introduce CNN for sentence embedding. Afterwards, we present our algorithm how to learn class ties between relations of one entity tuple.

3.1 Notation

We define the relation classes as $\mathcal{L} = \{1, 2, \dots, C\}$, entity tuples as $\mathcal{T} = \{t_i\}_{i=1}^M$ and mentions¹ as $\mathcal{X} = \{x_i\}_{i=1}^N$. Dataset is constructed as follows: for entity tuple $t_i \in \mathcal{T}$ and its relation class sets $L_i \subseteq \mathcal{L}$, we collect all the mentions X_i that contain t_i , the dataset we use is $\mathcal{D} = \{(t_i, L_i, X_i)\}_{i=1}^H$. Given a data $(t_k, L_k, X_k) \in \{(t_i, L_i, X_i)\}_{i=1}^H$, the sentence embeddings of X_k encoded by CNN are defined as $S_k = \{s_i\}_{i=1}^{|X_k|}$ and we use class embeddings $W \in R^{|L| \times d}$ to represent the relation classes.

3.2 CNN for Sentence Embedding

3.2.1 Words Representations

• **Word Embedding** Given a word embedding matrix $V \in \mathbb{R}^{l^w \times d^1}$ where l^w is the size of word dictionary and d^1 is the dimension of word embedding, the words of a mention $x = \{w_1, w_2, \dots, w_n\}$ will be represented by real-valued vectors from V .

• **Position Embedding** Zeng et al. (2014) and Zeng et al. (2015) have shown that adding the word position embedding can improve the performance. The position embedding of a word measures the distance from the word to entities in a mention. We add position embeddings into words representations by appending position embedding to word embedding for every word. Given a position embedding matrix $P \in \mathbb{R}^{l^p \times d^2}$ where l^p is the number of distances and d^2 is the dimension of position embeddings, the dimension of words representations becomes $d_w = d^1 + d^2 \times 2$.

3.2.2 Convolution, Piecewise max-pooling

After transforming words in x to real-valued vectors, we get the sentence $q \in \mathbb{R}^{d^w \times n}$. The set of kernels K is $\{K_i\}_{i=1}^{d^s}$ where d^s is the number of kernels. Define the window size as d^{win} and given

¹The sentence containing one certain entity is called mention.

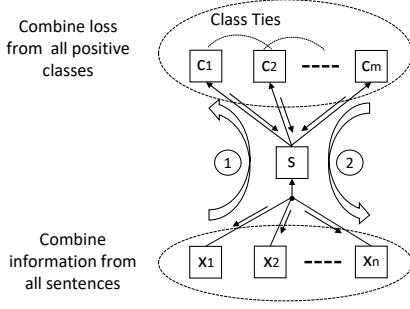


Figure 2: Illustration of mechanism of our model to model class ties between relations.

one kernel $K_k \in \mathbb{R}^{d^w \times d^{win}}$, the convolution operation is defined as follows:

$$m[i] = q[i:i+d^{win}-1] \odot K_k + b[k] \quad (1)$$

where m is the vector after conducting convolution along q for $n - d^{win} + 1$ times and $b \in \mathbb{R}^{d^s}$ is the bias vector. For these vectors whose indexes out of range of $[1, n]$, we replace them with zero vectors.

Zeng et al. (2014) propose a variable CNN called PCNN that does max pooling on segmentations of sentence not on all the sentence. When pooling, the sentence is divided into three parts: $m_{[p_0:p_1]}$, $m_{[p_1:p_2]}$ and $m_{[p_2:p_3]}$ (p_1 and p_2 are the positions of entities, p_0 is the beginning of sentence and p_3 is the end of sentence). This piecewise max-pooling is defined as follows:

$$z[i] = \max(m_{[p_{i-1}:p_i]}) \quad (2)$$

where $z \in \mathbb{R}^3$ is the result of mention x processed by kernel K_k ; $1 \leq i \leq 3$. Given the set of kernels K , following the above steps, the mention x can be embedded to o where $o \in \mathbb{R}^{d^s \times 3}$.

3.2.3 Non-Linear Layer, Regularization

To learn high-level features of mentions, we apply a non-linear layer after pooling layer. After that, a dropout layer is applied to prevent over-fitting. We define the final fixed sentence representation as $s \in \mathbb{R}^{d^f}$ ($d^f = d^s * 3$).

$$s = g(o) \circ h \quad (3)$$

where $g(\cdot)$ is a non-linear function and we use $\tanh(\cdot)$ in this paper; h is a Bernoulli random vector with probability p to be 1.

3.3 Learning Class Ties by Joint Extraction

As presented in Figure 2, there are two procedures to promise our model to capture the class ties between relations, which first one is combining information across sentences and the second one is combining the losses of positive classes using ranking loss function. From down to top, aggregating all sentence embeddings will provide extra information from other sentences, in this way, the relations can be jointly extracted. From top to down, we rank all positive classes higher than negative ones and combine losses from all positive relations to capture the class ties among relations. The class ties will be back-propagated to be learned by CNN. Specifically, if relation c_1 and c_2 usually occur together, our model will be trained to learn the class ties between them via jointly tuning CNN with their aggregated loss.

3.3.1 Combining Information across Sentences

We propose two options to combine sentences to provide enough information for joint extraction.

- **AVE (Variant-1)** The first option is average method. This method regards all the sentences equally and directly average the values in all dimensions of sentence embedding. This **AVE** function is defined as follows:

$$s = \frac{1}{n} \sum_{s_i \in S_k} s_i \quad (4)$$

where n is the number of sentences and s is the representation vector combining all sentence embeddings. The drawback of this function is that it may bring much noise data because it weights the importance of sentences equally ignoring the wrong labelling problem.

- **ATT (Variant-2)** The second one is a sentence-level attention algorithm used by Lin et al. (2016) to measure the importance of sentences aiming to relieve the wrong labelling problem. For every sentence, **ATT** will calculate a weight by comparing the sentence to one relation. We first calculate the similarity between one sentence embedding and relation class as follows:

$$e_j = a \cdot W_{[c]} \cdot s_j \quad (5)$$

where e_j is the similarity between sentence embedding s_j and relation class c and a is a bias factor. In this paper, we set a as 0.5. Then we apply

Softmax to rescale \mathbf{e} ($\mathbf{e} = \{e_i\}_{i=1}^{|X_k|}$) to $[0, 1]$. We get the weight α_j for s_j as follows:

$$\alpha_j = \frac{\exp(e_j)}{\sum_{e_i \in \mathbf{e}} \exp(e_i)} \quad (6)$$

so the function to merge s with **ATT** is as follows:

$$s = \sum_{i=1}^{|X_k|} \alpha_i \cdot s_i \quad (7)$$

3.3.2 Combining Loss from Relations using Ranking Loss Function

Firstly, we have to present the score function to measure the similarity between s and relation c .

• **Score Function** We use dot function to product score for s to be predicted as relation c . The score function is as follows:

$$\mathcal{F}(s, c) = W_{[c]} \cdot s \quad (8)$$

From this score function, we can see that all the relation classes share the same information from s , so all of the positive class embeddings will be updated by s , in this way the class ties will be captured because they are all updated by the same information provided by s .

There are other options for score function. In Wang et al. (2016), they propose a margin based loss function that measures the similarity between s and $W_{[c]}$ by distance. Because score function is not an important issue in our model, we adopt dot function, also used by Santos et al. (2015) and Lin et al. (2016), as our score function.

Now we start to introduce the ranking loss function.

Pairwise ranking aims to learn the score function $\mathcal{F}(s, c)$ that ranks positive classes higher than negative ones. This goal can be summarized as follows:

$$\forall c^+ \in L_k, \forall c^- \in \mathcal{L} - L_k : \mathcal{F}(s, c^+) > \mathcal{F}(s, c^-) + \beta$$

where β is a margin factor which controls the minimum margin between the positive scores and negative scores.

According to the variant options combining information across sentences, we propose two novel pairwise loss functions:

• **with AVE** We define the margin-based loss function with option of **AVE** as follows:

$$G_{[ave]} = \sum_{c^+ \in L_k} \rho[0, \sigma^+ - \mathcal{F}(s, c^+)]_+ + \rho|L_k|[0, \sigma^- + \mathcal{F}(s, c^-)]_+ \quad (9)$$

where $[\cdot]_+ = \max(0, \cdot)$; ρ is the rescale factor, σ^+ is positive margin and σ^- is negative margin. Similar to Santos et al. (2015) and Wang et al. (2016), this loss function is designed to rank positive classes higher than negative ones controlled by the margin of $\sigma^+ - \sigma^-$. In reality, $\mathcal{F}(s, c^+)$ will be higher than σ^+ and $\mathcal{F}(s, c^-)$ will be lower than σ^- . In our work, we set ρ as 2, σ^+ as 2.5 and σ^- as 0.5 adopted from Santos et al. (2015).

Similar to Weston et al. (2011) and Santos et al. (2015), we update one negative class at every training round but to balance the loss between positive classes and negative ones, we multiply $|L_k|$ before the right term in function (9) to expand the negative loss. We apply mini-batch based stochastic gradient descent (SGD) to minimize the loss function. The negative class is chosen as the one with highest score among all negative classes (Santos et al., 2015), i.e.:

$$c^- = \operatorname{argmax}_{c \in \mathcal{L} - L_k} \mathcal{F}(s, c) \quad (10)$$

• **with ATT** Now we define the loss function for the option of **ATT** as follows:

$$G_{[att]} = \sum_{c^+ \in L_k} (\rho[0, \sigma^+ - \mathcal{F}(s^{c^+}, c^+)]_+ + \rho[0, \sigma^- + \mathcal{F}(s^{c^+}, c^-)]_+) \quad (11)$$

where s^c means the attention weights of representation s are merged by comparing sentence embeddings with relation class c and c^- is chosen by the following function:

$$c^- = \operatorname{argmax}_{c \in \mathcal{L} - L_k} \mathcal{F}(s^{c^+}, c) \quad (12)$$

which means we update one negative class in every training round. We keep the values of ρ , σ^+ and σ^- same as values in function (9).

According to this loss function, we can see that: for each class $c^+ \in L_k$, it will capture the most related information from sentences to merge s^{c^+} , then rank $\mathcal{F}(s^{c^+}, c^+)$ higher than all negative scores which each is $\mathcal{F}(s^{c^+}, c^-)$ ($c^- \in \mathcal{L} - L_k$). We use the same update algorithm to minimize this loss.

From the ranking loss function (9) and (11), all losses from positive classes are combined. Suppose we do not combine the losses and make separated extraction, in every updating time, only one relation will provide information to update the model and lose information from other relations, causing that the class ties between relations will not be captured.

Pro.	Training	Test
SemE.	17.63%	16.71%
Riedel	72.52%	96.26%

Table 2: The proportions of NR samples from SemEval-2010 Task 8 dataset and Riedel dataset.

3.4 Relieving Impact of NR

In relation extraction, the dataset will always contain certain negative samples which do not express relations classified as NR (not relation). Table 2 presents the proportion of NR samples in SemEval-2010 Task 8 dataset² (Erk and Strapparava, 2010) and dataset from (Riedel et al., 2010), which shows almost data is about NR in the latter dataset. Data imbalance will severely affect the model training and cause the model only sensitive to classes with high proportion (He and Garcia, 2009).

In order to relieve the impact of NR in DS based relation extraction, we cut the propagation of loss from NR, which means if relation c is NR, we set its loss as 0. Our method is similar to Santos et al. (2015) with slight variance. Santos et al. (2015) directly omit the NR class embedding, but we keep it. If we use **ATT** method to combine information across sentences, we can not omit NR class embedding according to function (6) and (7), on the contrary, it will be updated from the negative classes loss.

In Algorithm 1, we give out the pseudocodes of merging loss with **ATT** to combine sentences and considering to relieve the impact of NR.

Algorithm 1: Loss function with option **ATT**

```

input :  $\mathcal{L}, (t_k, L_k, X_k)$  and  $S_k$ ;
output:  $G_{[att]}$ ;
1  $G_{[att]} \leftarrow 0$ ;
2 for  $c^+ \in L_k$  do
3   Merge representation  $s^{c^+}$  by function (5),
   (6), (7);
4   if  $c^+$  is not NR then
5      $G_{[att]} \leftarrow$ 
        $G_{[att]} + \rho[0, \sigma^+ - \mathcal{F}(s^{c^+}, c^+)]_+$ ;
6    $c^- \leftarrow \operatorname{argmax}_{c \in \mathcal{L} - L_k} \mathcal{F}(s^{c^+}, c)$ ;
7    $G_{[att]} \leftarrow G_{[att]} + \rho[0, \sigma^- + \mathcal{F}(s^{c^+}, c^-)]_+$ ;
8 return  $G_{[att]}$ ;

```

²This is a dataset for relation extraction in traditional supervision framework.

4 Experiments

4.1 Dataset and Evaluation Criteria

We conduct our experiments on a widely used dataset, developed by Riedel et al. (2010) and has been used by (Hoffmann et al., 2011; Surdeanu et al., 2012; Zeng et al., 2015; Lin et al., 2016). The dataset aligns Freebase relation facts with the New York Times corpus, in which training mentions are from 2005-2006 corpus and test mentions from 2007.

Following Mintz et al. (2009), we adopt held-out evaluation framework in all experiments. Aggregate precision/recall curves are drawn and precision@N (P@N) is reported to illustrate the model performance.

4.2 Experimental Settings

Word Embeddings We use a word2vec tool that is gensim³ to train word embeddings on NYT corpus. Similar to Lin et al. (2016), we keep the words that appear more than 100 times to construct word dictionary and use “UNK” to represent the other ones.

Hyper-parameter Settings Three-fold validation on the training dataset is adopted to tune the parameters following Surdeanu et al. (2012). We use grid search to determine the optimal hyper-parameters. We select word embedding size from {50, 100, 150, 200, 250, 300}. Batch size is tuned from {80, 160, 320, 640}. We determine learning rate among {0.01, 0.02, 0.03, 0.04}. The window size of convolution is tuned from {1, 3, 5}. We keep other hyper-parameters same as Zeng et al. (2015): sentence embedding is 230, position embedding size is 5 and dropout rate is 0.5.

4.3 Comparisons with Baselines

Baseline We compare our model with the following baselines:

- **Mintz** (Mintz et al., 2009) the original distantly supervised model.
- **MultiR** (Hoffmann et al., 2011) a multi-instance learning based graphical model which aims to address overlapping relation problem.
- **MIML** (Surdeanu et al., 2012) also solving overlapping relations in a multi-instance multi-label framework.
- **PCNN+ATT** (Lin et al., 2016) the state-of-the-art model in dataset of Riedel et al. (2010) which applies **ATT** to combine the sentences.

³<http://radimrehurek.com/gensim/models/word2vec.html>

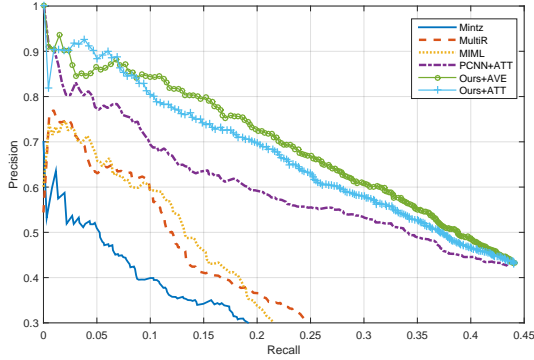


Figure 3: Performance comparison of our model and the baselines.

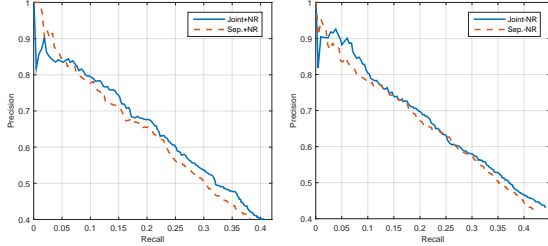


Figure 4: Results for impact of class ties. With option of ATT, left does not relieve the impact of NR and right relieves this impact.

Results and Discussion The performances of our model and the baselines are shown in Figure 3. From the results we can conclude that: (1) Under two variants, our model outperforms all the baselines, achieving the best performance; (2) We keep the top 2000 test results after ranking them in descending order. Comparing with PCNN + ATT, in all range of recall, our model achieves much higher precision. Besides, our model exhibits slightly higher recall.

4.4 Impact of Class Ties

We conduct experiment to reveal the impact of class ties for relation extraction. Because the option of aggregating sentence embeddings has little effect on achieving the goal of this experiment, we only use **ATT** (Variant-2) to merge s under two settings, in which one is relieving the impact of NR and one is not. The results are presented in Figure 4 and Table 3.

As mentioned above, joint extraction can learn class ties but separated extraction can not for that it ignores the co-occurrence of relations. From the experimental results, by leveraging class ties, joint extraction achieves higher precision and recall, which demonstrates: (1) incorporating class

P@N(%)	100	200	300	400	500	Ave.
Joint+NR	83.5	81.2	78.4	74.4	68.4	77.2
Sep.+NR	86.8	80.1	75.6	71.6	67.6	76.3
Joint-NR	91.2	84.8	78.4	74.2	68.9	79.5
Sep.-NR	87.9	80.1	77.0	73.9	70.7	77.9

Table 3: Precisions for top 100, 200, 300, 400, 500 and average of them for impact of class ties.

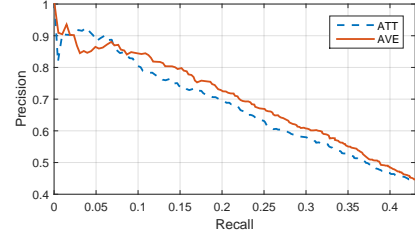


Figure 5: Results for combining information across sentences with options of AVE and ATT.

ties will enhance relation extraction; (2) our ranking framework for joint extraction is effective to learn class ties.

4.5 ATT vs. AVE

In our approach mentioned above, we propose two variants that are **AVE** (Variant-1) and **ATT** (Variant-2) to aggregate the sentence embeddings. In the work of Lin et al. (2016), **ATT** (Variant-2) can improve precision and recall significantly comparing to **AVE**. In this experiment, we re-compare the two options aiming to know which option is better for our model. We conduct experiments under the setting of relieving impact of NR and joint extraction with variants of **ATT** and **AVE**. We draw the P/R curves and report the top N (100, 200, \dots , 500) precisions to compare the two options.

Figure 5 shows the corresponding P/R curves and Table 4 reports the top N precisions. From the two results, we can see that: **ATT** can not improve the model performance and even hurt the performance which do not correspond to the results in Lin et al. (2016). This surprising result shows: sentence-level attention does not work when combining with ranking loss functions but it instead proves: our model can effectively relieve the wrong labelling problem and can make full use of information across sentences only applying a simple method (**AVE**) to aggregate sentences.

P@N(%)	100	200	300	400	500	Ave.
ATT	91.2	84.8	78.4	74.2	68.9	79.5
AVE	85.0	84.0	81.7	78.0	74.4	80.6

Table 4: Precisions for top 100, 200, 300, 400, 500 and average of them for ATT and AVE.

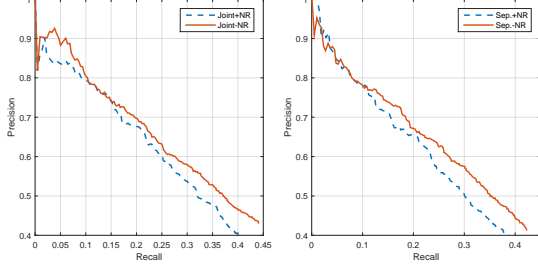


Figure 6: Results for impact of relation NR. With ATT option, “+NR” means not relieving impact of NR and “-NR” means relieving this impact.

4.6 Impact of NR Relation

The goal of this experiment is to inspect how much relation of NR can affect the model performance. Same as the former experiment, we only use **ATT** to combine sentence embeddings and report the P/R curves under the settings of joint extraction and separated extraction. The results are shown in Figure 6, from which we can see that: our method can effectively deal with the negative impact of NR. After relieving the impact of NR, our model significantly improves both precision and recall.

Then we further evaluate the impact of NR for convergence behavior of our model. Under the setting of using **AVE** and applying joint extraction, in each iteration, we record the highest value of F-measure to represent the model performance at current epoch. Model parameters are tuned for 15 times and the convergence curves are shown in Figure 7. From the result, we can find out: in the first six epoches, “+NR” converges quite quicker than “-NR” and arrives to the final score at the ninth epoch. In general “-NR” converges more smoothly and will achieve better performance than “+NR” in the end.

4.7 Case Study

Joint vs. Sep. Extraction (Class Ties) We randomly select an entity tuple (*Cuyahoga County, Cleveland*) from test set to see its scores for every relation class under the setting of applying **AVE** and relieving impact of NR with joint extraction and separated extraction. This entity tu-

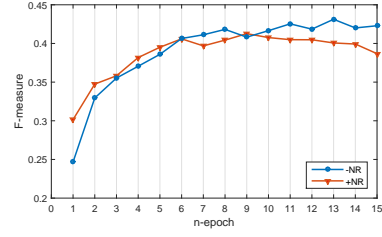


Figure 7: Impact of NR for model convergence. “+NR” means not relieving NR impact; “-NR” is opposite.

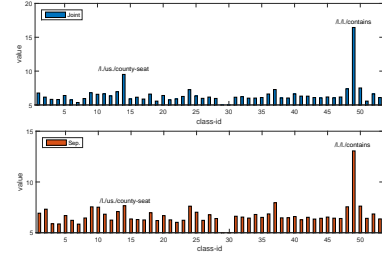


Figure 8: The output scores for every relations. The top is under joint extraction setting; the bottom is under separated extraction.

ple have two relations: */location/.county_seat* and */location/.contains*, which derive from the same root class and they have weak class ties for they all relating to topic of “location”. We rescale the scores by adding value 10. The results are shown in Figure 8, from which we can see that: under joint extraction setting, the two gold relations have the highest scores among the other relations but under separated extraction setting, only */location/.contains* can be distinguished from the negative relations, which demonstrates that joint extraction is better than separated extraction by capturing the class ties between relations.

5 Conclusion and Feature Works

In this paper, we leverage class ties to enhance relation extraction by joint extraction using pairwise ranking combined with CNN. An effective method is proposed to relieve the impact of NR for model training. Experiments show that class ties will improve relation extraction and our model outperforms the baselines significantly. In the further, we will apply our algorithm to other MIML problems (Zhou et al., 2012) such as multi-category text categorization (Rousu et al., 2005) and multi-label image categorization (Zha et al., 2008).

References

- [Bahdanau et al.2014] Dzmitry Bahdanau, Kyunghyun Cho, and Yoshua Bengio. 2014. Neural machine translation by jointly learning to align and translate. *arXiv preprint arXiv:1409.0473*.
- [Bollacker et al.2008] Kurt D. Bollacker, Colin Evans, Praveen Paritosh, Tim Sturge, and Jamie Taylor. 2008. Freebase: a collaboratively created graph database for structuring human knowledge. In *Proceedings of KDD* (Bollacker et al., 2008), pages 1247–1250.
- [Erk and Strapparava2010] Katrin Erk and Carlo Strapparava, editors. 2010. *Proceedings of SemEval*. The Association for Computer Linguistics.
- [Han and Sun2016] Xianpei Han and Le Sun. 2016. Global distant supervision for relation extraction. In *Proceedings of AAAI*, pages 2950–2956.
- [He and Garcia2009] Haibo He and Edwardo A. Garcia. 2009. Learning from imbalanced data. *IEEE Trans. Knowl. Data Eng.*, 21(9):1263–1284.
- [Hoffmann et al.2011] Raphael Hoffmann, Congle Zhang, Xiao Ling, Luke Zettlemoyer, and Daniel S Weld. 2011. Knowledge-based weak supervision for information extraction of overlapping relations. In *Proceedings of ACL-HLT*, pages 541–550. Association for Computational Linguistics.
- [LeCun et al.2015] Yann LeCun, Yoshua Bengio, and Geoffrey Hinton. 2015. Deep learning. *Nature*, 521(7553):436–444.
- [Lin et al.2016] Yankai Lin, Shiqi Shen, Zhiyuan Liu, Huanbo Luan, and Maosong Sun. 2016. Neural relation extraction with selective attention over instances. In *Proceedings of ACL*, volume 1, pages 2124–2133.
- [Liu2009] Tie-Yan Liu. 2009. Learning to rank for information retrieval. *Foundations and Trends in Information Retrieval*, 3(3):225–331.
- [Luong et al.2015] Thang Luong, Hieu Pham, and Christopher D. Manning. 2015. Effective approaches to attention-based neural machine translation. In *Proceedings of EMNLP*, pages 1412–1421.
- [Mintz et al.2009] Mike Mintz, Steven Bills, Rion Snow, and Dan Jurafsky. 2009. Distant supervision for relation extraction without labeled data. In *Proceedings of ACL-IJCNLP*, pages 1003–1011. Association for Computational Linguistics.
- [Riedel et al.2010] Sebastian Riedel, Limin Yao, and Andrew McCallum. 2010. Modeling relations and their mentions without labeled text. In *Proceedings of ECML-PKDD*, pages 148–163. Springer.
- [Rousu et al.2005] Juho Rousu, Craig Saunders, Sandor Szedmak, and John Shawe-Taylor. 2005. Learning hierarchical multi-category text classification models. In *Proceeding of ICML*, pages 744–751. ACM.
- [Santos et al.2015] Cicero Nogueira dos Santos, Bing Xiang, and Bowen Zhou. 2015. Classifying relations by ranking with convolutional neural networks. pages 626–634.
- [Severyn and Moschitti2015] Aliaksei Severyn and Alessandro Moschitti. 2015. Learning to rank short text pairs with convolutional deep neural networks. In *Proceedings of SIGIR*, pages 373–382. ACM.
- [Surdeanu et al.2012] Mihai Surdeanu, Julie Tibshirani, Ramesh Nallapati, and Christopher D Manning. 2012. Multi-instance multi-label learning for relation extraction. In *Proceedings of EMNLP*, pages 455–465. Association for Computational Linguistics.
- [Wang et al.2016] Linlin Wang, Zhu Cao, Gerard de Melo, and Zhiyuan Liu. 2016. Relation classification via multi-level attention cnns. In *Proceedings of ACL, Volume 1: Long Papers*.
- [Weston et al.2011] Jason Weston, Samy Bengio, and Nicolas Usunier. 2011. WSABIE: scaling up to large vocabulary image annotation. In *Proceedings of IJCAI*, pages 2764–2770.
- [Zeng et al.2014] Daojian Zeng, Kang Liu, Siwei Lai, Guangyou Zhou, Jun Zhao, et al. 2014. Relation classification via convolutional deep neural network. In *Proceeding of COLING*, pages 2335–2344.
- [Zeng et al.2015] Daojian Zeng, Kang Liu, Yubo Chen, and Jun Zhao. 2015. Distant supervision for relation extraction via piecewise convolutional neural networks. In *Proceedings of EMNLP*, pages 17–21.
- [Zha et al.2008] Zheng-Jun Zha, Xian-Sheng Hua, Tao Mei, Jingdong Wang, Guo-Jun Qi, and Zengfu Wang. 2008. Joint multi-label multi-instance learning for image classification. In *CVPR*, pages 1–8. IEEE.
- [Zhao et al.2015] Fang Zhao, Yongzhen Huang, Liang Wang, and Tieniu Tan. 2015. Deep semantic ranking based hashing for multi-label image retrieval. In *Proceedings of CVPR*, pages 1556–1564.
- [Zheng et al.2016] Hao Zheng, Zhoujun Li, Senzhang Wang, Zhao Yan, and Jianshe Zhou. 2016. Aggregating inter-sentence information to enhance relation extraction. In *Thirtieth AAAI Conference on Artificial Intelligence*.
- [Zhou et al.2012] Zhi-Hua Zhou, Min-Ling Zhang, Sheng-Jun Huang, and Yu-Feng Li. 2012. Multi-instance multi-label learning. *Artificial Intelligence*, 176(1):2291–2320.
- [Zhou et al.2016] Peng Zhou, Wei Shi, Jun Tian, Zhenyu Qi, Bingchen Li, Hongwei Hao, and Bo Xu. 2016. Attention-based bidirectional long short-term memory networks for relation classification. In *Proceeding of ACL*, page 207.