

# Identifying time scales for violation/preservation of Stokes–Einstein relation in supercooled water

Takeshi Kawasaki<sup>1</sup> and Kang Kim<sup>2</sup>

<sup>1</sup>*Department of Physics, Nagoya University, Nagoya 464-8602, Japan*

<sup>2</sup>*Division of Chemical Engineering, Graduate School of Engineering Science, Osaka University, Osaka 560-8531, Japan*

(Dated: February 24, 2018)

The violation of Stokes–Einstein (SE) relation  $D \sim (\eta/T)^{-1}$  between the shear viscosity  $\eta$  and the translational diffusion constant  $D$  at temperature  $T$  is of great importance for characterizing anomalous dynamics of supercooled water. Determining which time scales play key roles in the SE violation remains elusive without the measurement of  $\eta$ . Here we provide comprehensive simulation results of the dynamic properties involving  $\eta$  and  $D$  in TIP4P/2005 supercooled water. This enabled the thorough identification of the appropriate time scales for SE relation  $D\eta/T$ . In particular, it is demonstrated that the temperature dependence of various time scales associated with structural relaxation, hydrogen bond breakage, stress relaxation, and dynamic heterogeneities can be definitely classified into only two classes. That is, we propose the generalized SE relations that exhibit “violation” or “preservation.” The classification depends on the examined time scales that are coupled or decoupled with the diffusion. On the basis of the classification, we explain the physical origins of the violation in terms of the increase in the plateau modulus and the nonexponentiality of stress relaxation. This implies that the mechanism of SE violation is attributed to the attained solidity upon supercooling, which is in accord with the growth of non-Gaussianity and spatially heterogeneous dynamics.

## INTRODUCTION

For simple liquids, the Stokes–Einstein (SE) relation between the shear viscosity  $\eta$  and the translational diffusion constant  $D$  is an important characteristic of their transport properties<sup>1</sup>. Specifically, this relation implies  $D \sim (\eta/T)^{-1}$ , where  $T$  is the temperature. However, when liquids are supercooled below their melting temperatures, the SE relation is remarkably violated (SE violation), particularly near the glass transition temperature<sup>2–9</sup>. Despite extensive efforts, the origins of SE violation in supercooled liquids remain elusive.

Generally, transport coefficients such as  $D$  and  $\eta$  are mostly coupled at high temperatures. The characteristic time scale is associated with the structural  $\alpha$ -relaxation time  $\tau_\alpha$ . By contrast, at supercooled states, the SE violation implies that  $D$  and  $\eta$  are determined by different time scales. Structural relaxations in supercooled liquids become spatially heterogeneous, which is a different behavior than the homogeneous dynamics observed in normal liquids<sup>6,10,11</sup>. Thus, the physical implication of SE violation is relevant to the question regarding which time scales determine the transport coefficients in glass-forming liquids. Alternative types of the SE relation  $D \sim \tau_\alpha$  or  $D \sim \tau_\alpha/T$  have been controversially tested by assuming that  $\tau_\alpha$  is proportional to  $\eta/T$  (analogous to the Gaussian approximation) or  $\eta$  (analogous to the Maxwell model), respectively<sup>7,8</sup>.

For liquid water, various anomalies in both its thermodynamics and dynamics have been observed upon supercooling<sup>12–16</sup>. The SE violation is one of the important anomalies that has been widely reported for supercooled water<sup>17–25</sup>. In the previous studies on supercooled water, either  $D\tau_\alpha$  or  $D\tau_\alpha/T$  was tested for SE violation. However, the original SE relation  $D\eta/T$  has not been widely

studied because of the high computational costs for calculating  $\eta$ , particularly at low temperatures. Therefore, to determine the origin of the SE violation, obtaining  $\eta$  is important. Hence, the central aims of the present study are to obtain  $\eta$  and to identify the time scales associated with  $\eta$  and  $D$  to reveal the origin of the SE violation in supercooled water.

The outline of the present study is as follows. First, the SE violation in supercooled liquid water is examined using molecular dynamics simulations of the TIP4P/2005 model<sup>26,27</sup>. In particular, comprehensive numerical calculations with respect to shear viscosity are performed on the basis of the shear stress correlation function, which are comparable with recent studies for supercooled water using SPC/E (simple point charge/extended)<sup>28</sup> and TIP4P/2005<sup>29</sup>. Our results provide a more systematic examination of the SE violation in supercooled water. The justification of the scenario  $\eta/T \sim \tau_\alpha$  is demonstrated, which is consistent with the previous studies in simple liquids<sup>7,8,30,31</sup>.

Second, the role of the time scale associated with hydrogen bond (HB) dynamics in the SE relation is investigated. The rearrangement of the HB network in water is expected to play a critical role in determining its dynamical properties<sup>32–35</sup>. In addition, the tetrahedrality due to the HB network increases considerably with decreasing temperature<sup>21,36,37</sup>. This highly structured tetrahedral network is associated with the hypothesized liquid-liquid transition between a high-density liquid and low-density liquid<sup>14,38–44</sup>, although this scenario is currently controversial<sup>45–47</sup>. Thus, these facts necessitate an investigation of the role of HB dynamics in the SE relation. We show that the SE relation is preserved (SE preservation) when we use the HB breakage time scales instead of  $\tau_\alpha$ , that is, the strong coupling between the

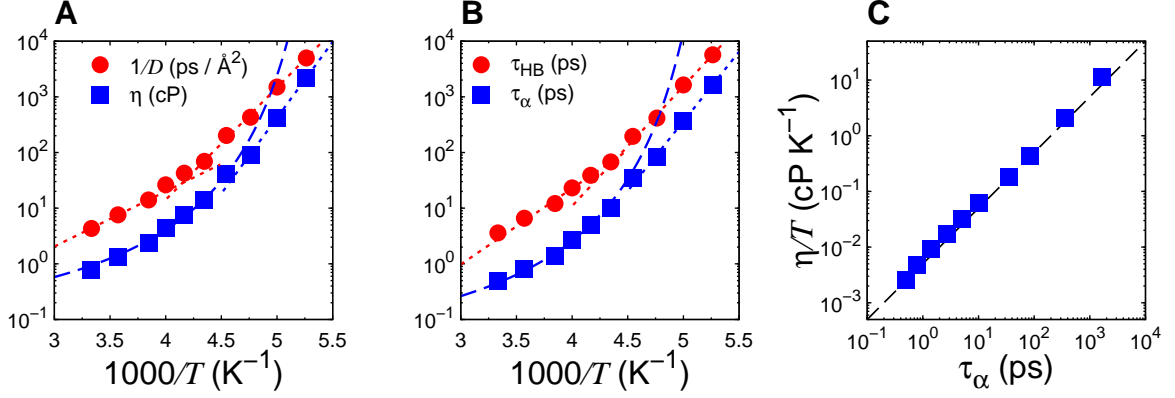


FIG. 1. **Dynamical properties in TIP4P/2005 supercooled water.** (A) Temperature dependence of viscosity  $\eta$  and translational diffusion constant  $D$ . The blue dashed curve is the fitting of the Vogel-Fulcher-Tammann law  $\eta \propto \exp(BT_0/(T - T_0))$  with  $T_0 = 170$  K and  $B = 1.79$ . The blue dotted line is the Arrhenius law for  $\eta \propto \exp(E_A/T)$  at lower temperatures with an activation energy of  $E_A = 52.1$  kJ/mol. Arrhenius behaviors  $D^{-1} \propto \exp(E_A/T)$  in both the high and the low temperature ranges are also shown as two red dotted lines, with activation energies of  $E_A = 19.0$  kJ/mol and  $E_A = 38.6$  kJ/mol, respectively. (B) Temperature dependence of the  $\alpha$ -relaxation time  $\tau_{\alpha}$  and the HB lifetime  $\tau_{HB}$ . The blue dashed curve is the fitting of the Vogel-Fulcher-Tammann law  $\tau_{\alpha} \propto \exp(BT_0/(T - T_0))$  with  $T_0 = 175$  K and  $B = 1.87$ . The blue dotted line is the Arrhenius law for  $\tau_{\alpha} \propto \exp(E_A/T)$  at lower temperatures with an activation energy of  $E_A = 47.9$  kJ/mol. Arrhenius behaviors  $\tau_{HB} \propto \exp(E_A/T)$  in both the high and the low temperature ranges are also shown as two red dotted lines, with activation energies  $E_A = 26.1$  kJ/mol and  $E_A = 41.2$  kJ/mol, respectively. (C) Relationship between  $\eta/T$  and  $\tau_{\alpha}$ . The direct proportional relation  $\eta/T \propto \tau_{\alpha}$  is obtained. The dashed line is a guide to the eye.

diffusion constant  $D$  and HB lifetime  $\tau_{HB}$  at any temperature. This preservation is attributed to the activated jumps of mobile molecules that characterize the translational diffusion.

Third, the origin of the observed SE violation [that it, the decoupling between the diffusion constant  $D$  ( $\sim \tau_{HB}^{-1}$ ) and  $\alpha$ -relaxation time  $\tau_{\alpha}$ ] is elucidated. For this, non-Gaussian parameters and four-point dynamic correlations are examined to probe the degree of dynamic heterogeneities in supercooled water. Here, the SE violation/preservation is additionally demonstrated in terms of other significant time scales such as the stress relaxation and the mobile/immobile contributions of the dynamic heterogeneities. From these classifications of various time scales, the degree of the SE violation is explained by the increase in the plateau modulus and the nonexponentiality of the stress correlation function upon supercooling. This elucidation for SE violation is also correlated with the growing of non-Gaussianity and dynamic heterogeneities.

## RESULTS

### SE violation

The translational mean square displacement (MSD) was calculated at different temperatures (see Materials and Methods). The results are shown in fig. S1A. The diffusion constant was quantified from the long-time behav-

ior of the MSD (see Materials and Methods). In Fig. 1A, we plot the temperature dependence of  $D$ . The overall behavior is in good agreement with the previously reported result of the TIP4P/2005 model<sup>48</sup>. The shear viscosity  $\eta$  in the TIP4P/2005 supercooled water was investigated from the stress correlation function  $G_{\eta}(t)$  (see Materials and Methods and fig. S1B). The shear viscosity  $\eta$  was determined from Green-Kubo formula (see Materials and Methods). The temperature dependence of the viscosity  $\eta$  is plotted in Fig. 1A along with that of  $D$ . At  $T = 300$  K, the estimated value is  $\eta \approx 0.78$  centipoise (cP), which is approximately the same as the reported value for TIP4P/2005<sup>49–52</sup>. Furthermore, the structural relaxation of supercooled water is identified by the incoherent intermediate scattering function  $F_s(k, t)$  (see Materials and Methods). The time evolution of  $F_s(k, t)$  at various temperatures is illustrated in fig. S1C. As outlined in previous simulation<sup>53–57</sup>, the behavior of  $F_s(k, t)$  of supercooled water is characterized by a two-step and nonexponential relaxation below the onset temperature  $T_A \approx 260$  K. Figure 1B shows the temperature dependence of the  $\alpha$ -relaxation time  $\tau_{\alpha}$  (see the definition of  $\tau_{\alpha}$  in Materials and Methods). In our calculations, the fragile-to-strong crossover (FSC) *weakly* occurs at approximately  $T_L \approx 220$  K. Around this crossover temperature  $T_L$ , the temperature dependence of  $\eta$  and  $\tau_{\alpha}$  changes from non-Arrhenius to Arrhenius behavior, as shown in Fig. 1(A and B). The FSC is expected as a sign of the compressibility maximum locus (“Widom line”) originating from the liquid-liquid transition<sup>58,59</sup>. The observed  $T_L \approx 220$  K is in accord with the crossing tem-

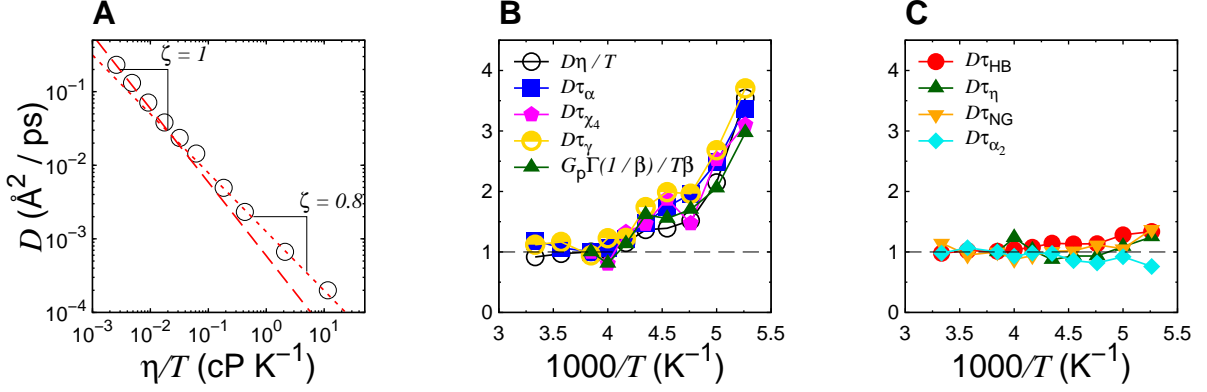


FIG. 2. **SE violation and preservation.** (A) Translational diffusion constants  $D$  vs. viscosity scaled by the temperature,  $\eta/T$ . Dashed and dotted lines present the fractional SE relation,  $D \propto (\eta/T)^{-\zeta}$ . As  $T$  decreases, the crossover of the power law exponent from  $\zeta \approx 1.0$  (satisfying SE relation) to 0.8 (SE violation) is obtained by the fitting of the data. (B) Inverse temperature dependence of the SE ratios:  $D\eta/T$ ,  $D\tau_\alpha$ ,  $D\tau_{\chi_4}$ ,  $D\tau_\gamma$ , and  $G_p\Gamma(1/\beta)/(T\beta)$  scaled by their values at  $T_A = 260$  K. All SE ratios exhibit the SE violation in the lower  $T$  regime. Note that data of  $D\tau_{\chi_4}$  and  $G_p\Gamma(1/\beta)/(T\beta)$  above  $T_A = 260$  K is omitted. (C) Inverse temperature dependence of the SE ratios:  $D\tau_{HB}$ ,  $D\tau_\eta$ ,  $D\tau_{NG}$ , and  $D\tau_{\alpha_2}$  scaled by their values at  $T_A = 260$  K. All SE ratios satisfy the SE preservation, even at lower  $T$ . Note that data of  $D\tau_\eta$  above  $T_A = 260$  K is omitted.

perature at  $1 \text{ g cm}^{-3}$  of the Widom line determined in recent TIP4P/2005 simulations<sup>44,60,61</sup>.

The relationship between  $\eta/T$  and  $D$  is presented in Fig. 2A. The SE relation  $D \sim (\eta/T)^{-1}$  holds at high  $T$  but obeys the fractional formula of SE relation  $D \sim (\eta/T)^{-\zeta}$  with  $\zeta \approx 0.8$  below  $T_X \approx 240$  K. The crossover from  $\zeta = 1$  to  $\zeta = 0.8$  in the fractional SE relation is similar to the recent experimental result<sup>25</sup>. This onset temperature appears to be above the FSC  $T_L \approx 220$  K. As noted in Introduction, the alternative expressions for the SE relation are conventionally examined via  $D \sim \tau_\alpha^{-1}$  or  $D \sim (\tau_\alpha/T)^{-1}$ . The former formula uses the Gaussian approximation  $F_s(k, t) = \exp(-Dk^2t)$ . If  $\tau_\alpha$  is characterized by  $\eta/T$ ,  $D\tau_\alpha$  can play the role of the SE relation. Figure 1C shows the proportional relationship  $\eta/T \sim \tau_\alpha$ , which is consistent with the previous results in simple liquids<sup>7,8,30,31</sup>. The temperature dependence of  $D\tau_\alpha$  is illustrated together with  $D\eta/T$  in Fig. 2B. This shows that  $D\tau_\alpha$  is a good indicator of the SE violation  $D\eta/T$  below its onset temperature  $T_X \approx 240$  K.

### SE preservation

We introduce the *generalized* SE ratio  $D\tau$  with other significant time scales in supercooled water. First, we focus on the dynamics of HB breakage. The number of the non-broken HBs for all molecules  $N_{HB}(t)$  was calculated in the time interval  $t$ , and then the average number fraction  $C_{HB}(t)$  was calculated. The results are shown in fig. S1D [see the detailed definitions of the HB and  $C_{HB}(t)$  in Materials and Methods]. The HB lifetime  $\tau_{HB}$  was then determined from  $C_{HB}(t)$  (see the definition of  $\tau_{HB}$  in Materials and Methods). Its temperature dependence

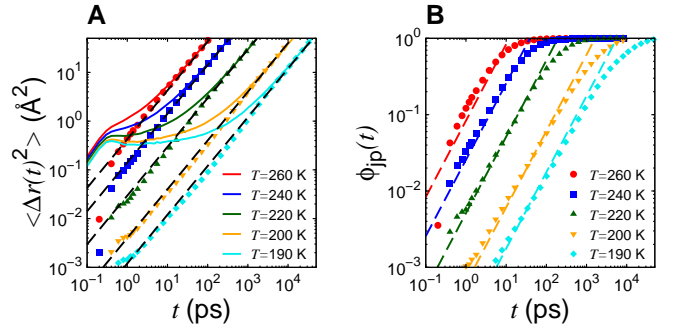


FIG. 3. **Diffusive properties of jump molecules.** (A) Translational MSD  $\langle \Delta r(t)^2 \rangle$  for an O atom (solid curves), the MSD due to the **jp** O atoms  $\langle \Delta r_{jp}(t)^2 \rangle$  (points), and the Einstein relation  $6Dt$  (black dashed lines). Here,  $D$  is determined by the long-time asymptotic value of  $\langle \Delta r(t)^2 \rangle / 6t$  at each temperature. For temperatures  $T = 190, 200, 220, 240$ , and  $260$  K,  $\ell_m$  is adjusted to 1.9, 1.8, 1.7, 1.5, and 1.4 Å, respectively. (B) Average number fraction of the **jp** molecules  $\phi_{jp}(t)$ . Dashed lines represents the linear growth relations  $t/\tau_{HB}$  at each temperature.

is displayed in Fig. 1B along with that of  $\tau_\alpha$ . Remarkably, both  $D^{-1}$  and  $\tau_{HB}$  exhibit a *similar* Arrhenius temperature dependence, which is different from that of  $\eta$  or  $\tau_\alpha$  exhibiting the FSC. Thus, we obtain a marked preservation of the SE relation (SE preservation),  $D \sim \tau_{HB}^{-1}$  at any temperature, as evident in Fig. 2C. This SE preservation  $D \sim \tau_{HB}^{-1}$  implies that the appropriate time scale associated with the translational diffusion  $D$  is not  $\tau_\alpha$  but should instead be the HB lifetime  $\tau_{HB}$ . The HB breakage is commonly speculated to occur intermittently, inducing

a markedly large number of jumping water molecules, particularly in supercooled states. Exploring how the HB dynamics are related to the translational diffusion via the jumping molecules is worthwhile. This issue will be discussed later.

Next, we examine the stress relaxation time  $\tau_\eta$ . The long-time behavior of  $G_\eta(t)$  is well fitted by the stretched-exponential function  $G_p \exp[-(t/\tau_\eta)^\beta]$  (see fig. S1B).  $G_p$  and  $\tau_\eta$  denote the plateau modulus and the stress relaxation time, respectively. The exponent  $\beta (< 1)$  is the degree of nonexponentiality. The temperature dependence of  $G_p$  and  $\beta$  is illustrated in fig. S2A. Note that the stress relaxation time  $\tau_\eta$  differs from the relaxation time of the Maxwell model  $\tau_M = \eta/G_\infty$  with the instantaneous shear modulus  $G_\infty = G_\eta(t=0)$ . If the temperature dependence of  $G_\infty$  is negligible, then the viscosity  $\eta$  is identified by  $\tau_M$ . Furthermore, provided that  $\tau_M$  equals  $\tau_\alpha$ , the linear relationship  $\eta \sim \tau_\alpha$  is obtained. However, as seen in Fig. S1B,  $G_\infty$  and  $G_p$  increase slightly with decreasing temperature. Instead of the Maxwell model, the viscosity  $\eta$  is determined not only by the stress relaxation time  $\tau_\eta$  but also by the plateau modulus  $G_p$ . This relationship will be clarified later. We additionally obtained another preservation of the SE relation,  $D \sim \tau_\eta^{-1}$  at any temperature, as evident in Fig. 2C. This observation implies that the HB breakage is correlated with the relaxation process of the local stress.

As mentioned in Introduction, the SE violation is possibly attributed to the heterogeneous dynamics, that is, coexistence of correlated mobile and immobile motions. In this case, the distribution of the single-molecular displacement becomes non-Gaussian at supercooled states. When  $F_s(k, t)$  is described by the Gaussian approximation using the MSD  $F_s^{\text{Gauss}}(k, t) = \exp[-k^2 \langle \Delta r^2(t) \rangle / 6]$ , the relation  $\tau_\alpha = (Dk^2)^{-1}$  at the diffusive regime is obtained<sup>1</sup>. Therefore, the non-Gaussian behavior is directly linked with the SE violation. Analogous to the previous study<sup>54</sup>, the degree of the non-Gaussianity  $\Delta F_s(k, t) \equiv F_s(k, t) - F_s^{\text{Gauss}}(k, t)$  is plotted in fig. S1C. We introduce the peak time of  $\Delta F_s(k, t)$  as  $\tau_{\text{NG}}$ , which characterizes the time scale of the maximum deviation from the Gaussian behavior. As shown in Fig. 2C, the ratio  $D\tau_{\text{NG}}$  represents the SE preservation at any temperature. We also calculated the conventional non-Gaussian parameter  $\alpha_2(t)$  and determined the peak time of  $\alpha_2(t)$  as  $\tau_{\alpha_2}$  [see the definition of  $\alpha_2(t)$  in Materials and Methods and fig. S3A]. As demonstrated in Fig. 2C, the time scale  $\tau_{\alpha_2} (\simeq \tau_{\text{NG}})$  is coupled with  $D$  even at supercooled states. From the definition, the first correction of cumulant expansion of  $\Delta F_s(k, t)$  is given by  $\alpha_2(t)$ . Thus,  $\tau_{\text{NG}}$  and  $\tau_{\alpha_2}$  exhibit similar temperature dependence. A similar observation has been reported in Lennard-Jones supercooled liquids<sup>62</sup>; however, the SE ratio  $D\tau_{\alpha_2}/T$  was used, contrary to our results.

The relationship between the non-Gaussianity and the HB breakage is discussed next. The physical implication of SE preservation  $D\tau_{\alpha_2}$  is also given. Furthermore, effects of characteristic time scales of dynamic hetero-

geneities on the SE violation/preservation are examined.

### Relationship between translational diffusion and HB breakage

Let us examine how HB breakages are coupled with diffusion. To this end, we introduce the jumping (**jp**) molecules with large displacements. Here, the **jp** molecules undergoing jumping motions are defined as those O atoms that moved farther than an arbitrary cut-off length  $\ell_m$ ,  $\Delta r_i(t) = |\mathbf{r}_i(t) - \mathbf{r}_i(0)| > \ell_m$  during the time interval  $t$ . We calculate the MSD due to the **jp** O atoms,  $\langle \Delta r_{\text{jp}}(t)^2 \rangle = (1/N) \sum_{i \in \text{jp}} \langle \Delta r_i(t)^2 \rangle$ . The summation is over the **jp** molecule number  $N_{\text{jp}}(t)$  at time  $t$ . In Fig. 3A, the **jp** component of the MSD,  $\langle \Delta r_{\text{jp}}(t)^2 \rangle$ , is plotted at several temperatures. Because of the **jp** molecules, this restricted MSD exhibits the diffusive behavior  $6Dt$  even at short time regimes ( $t \gtrsim 1$  ps). After a longer time, the **jp** contributions to the MSD asymptotically reach the full MSD curves at each temperature because all O atoms eventually move a distance greater than  $\ell_m$ . In practice, the value of  $\ell_m$  is adjusted to the long time regimes of full MSD at each temperature. For the temperature  $T = 190$  K,  $\ell_m = 1.9$  Å is chosen corresponding to the position at first shoulder of van Hove function  $G_s(r, t) = \langle (1/N) \sum_{i=1}^N \delta(\mathbf{r} - \mathbf{r}_i(t) + \mathbf{r}_i(0)) \rangle$  with  $r = |\mathbf{r}|$ , which represents the distribution of single-molecular displacement (see Fig. S4, A to C). At the time scale of  $\tau_{\text{NG}} \approx 1$  ns,  $G_s(r, t)$  is largely deviated from the Gaussian form  $G_s^{\text{Gauss}}(r, t) = [1/(4\pi Dt)^{3/2}] \exp(-r^2/4Dt)$ . This deviation implies that the spatial distribution of single-molecular displacement becomes heterogeneous. In particular, a double-peaked structure for  $G_s(r, t)$  indicates two distinct contributions due to jumping and nonjumping molecules. This non-Gaussianity can be clarified by the decomposition of  $G_s(r, t)$  due to the number of HBs broken  $\mathcal{B}_i(t)$  during the time  $t$  for the molecule  $i$  [see the definition of  $\mathcal{B}_i(t)$  in Materials and Methods]. The molecules having more than three broken HBs [ $\mathcal{B}_i(t) > 3$ ], which destroy the molecules' local tetrahedral structures, are entirely subjected to the jumping motions. The displacements of these molecules exceed the cutoff length  $\ell_m = 1.9$  Å at 1 ns. As demonstrated in the study by Kawasaki and Onuki<sup>63</sup>, this cutoff length  $\ell_m$  enables the selection of irreversible jumps as a result of an activation process analogous to nucleation<sup>64</sup>. The average number fraction of the **jp** molecules,  $\phi_{\text{jp}}(t) \equiv \langle N_{\text{jp}}(t) \rangle / N$ , exhibiting activation jumps increases linearly over time. The jump rate is approximately given by  $\tau_{\text{HB}}^{-1}$ , that is,  $\phi_{\text{jp}}(t) \simeq t/\tau_{\text{HB}}$ , which is demonstrated in Fig. 3B. If the mean jump length  $\ell_{\text{jp}}$  is assumed, then the **jp** component of the MSD  $\langle \Delta r_{\text{jp}}(t)^2 \rangle$  increases linearly with time as  $\ell_{\text{jp}}^2 t / \tau_{\text{HB}}$  from short time intervals. As demonstrated in Fig. 3A,  $\langle \Delta r_{\text{jp}}(t)^2 \rangle$  exhibits  $6Dt$ . Thus, these results clarify the correlation between translational diffusion and HB breakage and agree with the demonstrated SE preservation,



$D \sim \tau_{\text{HB}}^{-1}$  (see again Fig. 2C). Furthermore, the mean jump length can be estimated by  $\ell_{\text{jp}} = \sqrt{6D\tau_{\text{HB}}} \approx 2.6$  Å.

### Mechanism of SE violation

The demonstrated SE violation indicates that the translational diffusion constant  $D$  is not characterized by the  $\alpha$ -relaxation time  $\tau_\alpha$ . The SE violation is explained in terms of the peak height of  $\Delta F_s(k, t)$  at  $\tau_{\text{NG}}$ , which is represented by  $\Delta F_s^{\text{peak}}$ . By using the SE preservation  $D \sim \tau_{\text{NG}}^{-1}$ , we can express the degree of SE violation in  $D\tau_\alpha$  by the temperature dependence of  $\Delta F_s^{\text{peak}}$  (see text S1 for details). That is, the increase in the degree of non-Gaussianity is in accord with the degree of SE violation in  $D\tau_\alpha$ .

As mentioned above, the non-Gaussianity is directly relevant with dynamic heterogeneities. The observed double-peak structure of  $G_s(r, t)$  at lower temperatures is the main feature of dynamic heterogeneity (see fig. S4, A to C). Note that  $\tau_{\alpha_2} (\simeq \tau_{\text{NG}})$  strongly characterizes the contribution of the mobile molecules that move faster than the Gaussian distribution<sup>65</sup>. The peak time  $\tau_{\alpha_2}$  of  $\alpha_2(t)$  becomes smaller than the structural relaxation time  $\tau_\alpha$ , particularly at low temperatures. Up to the time scale  $\tau_{\alpha_2}$ , a tagged molecule is trapped by the surrounding cage, which is observed as the plateau of MSD (see fig. S1A). The cage eventually breaks at  $\tau_{\alpha_2}$  and then the tagged molecule begins to escape from the original position due to the jump motion. This physical implication is consistent with the demonstrated SE preservation  $D\tau_{\text{HB}}$ .

The non-Gaussianity is additionally quantified by a new non-Gaussian parameter  $\gamma(t)$ , which emphasizes the immobile and slower contribution of dynamic heterogeneities [see the definition of  $\gamma(t)$  in Materials and Methods and fig. S3B]<sup>65</sup>. The peak time  $\tau_\gamma$  of  $\gamma(t)$  becomes slower than  $\tau_{\alpha_2}$  with decreasing temperature. This indicates the decoupling between mobile and immobile molecules in supercooled states. As demonstrated in Fig. 2B, the SE ratio  $D\tau_\gamma$  exhibits the SE violation, following the similar temperature dependence of  $D\tau_\alpha$ . Another quantity to examine the dynamic heterogeneities is the four-point correlation function  $\chi_4(k, t)$  that is defined by the variance of  $F_s(k, t)$  [see the definition of  $\chi_4(k, t)$  in the Methods section and fig. S3C]<sup>66</sup>. The value of  $\chi_4(k, t)$  is related to the correlation length of dynamic heterogeneities at the time scale  $t$ . As demonstrated in Fig. S3C,  $\chi_4(k, t)$  exhibits the peak value at  $\tau_\alpha$ , which increases as the temperature decreases. Figure 2B shows that the peak time  $\tau_{\chi_4}$  of  $\chi_4(k, t)$  also acts as the SE violation. These results indicate that the immobile and slower component of non-Gaussianity is characterized by the time scales  $\tau_\alpha$  and  $\tau_\gamma$  presenting the SE violation. In contrast, the time scales  $\tau_{\text{NG}}$ ,  $\tau_{\alpha_2}$ , and  $\tau_{\text{HB}}$  is coupled with the diffusion constant  $D$ , which is markedly governed by the mobile and jumping molecules.

Furthermore, the increase in the degree of the non-Gaussianity  $\Delta F_s^{\text{peak}}$  upon supercooling can be interpreted by the viscoelasticity and nonexponentiality in the stress relaxation function  $G_\eta(t)$ . The viscosity  $\eta$  is mainly determined by  $G_p$  and  $\tau_\eta$  according to the long-time behavior of  $G_\eta(t) \simeq G_p \exp[-(t/\tau_\eta)^\beta]$  (see fig. S1B). This dependence of  $G_\eta$  on  $G_p$  and  $\tau_\eta$  leads to the approximation of  $\eta$  as  $\int_0^\infty G_p \exp[-(t/\tau_\eta)^\beta] dt = G_p \tau_\eta \Gamma(1/\beta)/\beta$ , where  $\Gamma(\dots)$  is the gamma function. Figure S2A shows that the plateau modulus  $G_p$  increases, whereas the stretched exponent  $\beta$  decreases with decreasing temperature. The clear correlation between  $\eta$  and  $G_p \tau_\eta \Gamma(1/\beta)/\beta$  is demonstrated in fig. S2B except for high temperatures. The plateau moduli are well developed below  $T_A \approx 260$  K, which is correlated with the onset of the two-step relaxation in  $F_s(k, t)$ . By combining it with  $D \sim \tau_{\text{HB}}^{-1}$ , we obtain the relationship  $D\eta/T \sim (G_p \Gamma(1/\beta)/T\beta) \times (\tau_\eta/\tau_{\text{HB}})$ . The linear relationship between  $\tau_{\text{HB}}$  and  $\tau_\eta$  provides an alternative representation for SE violation as  $D\eta/T \sim G_p \Gamma(1/\beta)/T\beta$ , as demonstrated in Fig. 2B. Additionally, the SE violation is attributed to the immobile molecules within dynamic heterogeneities, whose time scales are  $\tau_\alpha$ ,  $\tau_\gamma$ , and  $\tau_{\chi_4}$ . This decoupling is in accord with the development of  $G_p$ , that is, the emergence of solid like regions. Therefore, the increase in the non-Gaussianity  $\Delta F_s^{\text{peak}}$  is directly relevant to the increase in  $G_p$  (attained solidity) and to the decrease in  $\beta$  (increase in the nonexponentiality for the stress relaxation), resulting in the SE violation with lowering  $T$ .

### DISCUSSION

In summary, we reported comprehensive numerical results concerning the SE relation in the TIP4P/2005 supercooled water. In particular, the temperature dependence of the shear viscosity was quantified from the stress correlation function in a wide temperature range (190 to 300 K). Thus, the SE relation in supercooled liquid water was systematically examined as follows.

We reported that the violation of the SE relation is characterized by the fractional form,  $D \sim (\eta/T)^{-\zeta}$  with  $\zeta \approx 0.8$ . The onset temperature of SE violation  $T_X \approx 240$  K is slightly below  $T_A \approx 260$  K, which is the onset temperature of the two-step relaxations exhibited in  $F_s(k, t)$  and  $G_\eta(t)$ . These temperatures are above the FSC temperature  $T_L \approx 220$  K observed in the temperature dependence of  $\eta$  and  $\tau_\alpha$ . A similar observation,  $T_L < T_X \lesssim T_A$ , has been reported in numerical results using ST2 water model<sup>40</sup>. Furthermore, the degree of the SE violation was identified by  $D\tau_\alpha$  from the proportional relation  $\eta/T \sim \tau_\alpha$ . We also explored the role of HB breakage on the SE relation. The results revealed that the time scale associated with the translational diffusion constant  $D$  should be the HB lifetime  $\tau_{\text{HB}}$ , in accordance with the preservation of the SE relation  $D \sim \tau_{\text{HB}}^{-1}$  even for supercooled states. We ob-

served that both  $D$  and  $\tau_{\text{HB}}$  exhibit an Arrhenius temperature dependence with a similar activation energy. This SE preservation proposes the temperature independent length scale  $\ell_{\text{jp}} = \sqrt{6D\tau_{\text{HB}}} \approx 2.6 \text{ \AA}$ , which has no relation with the Widom line and the possible liquid-liquid transition.

We quantitatively confirmed that the observed preservation of the SE relation  $D \sim \tau_{\text{HB}}^{-1}$  was attributed to the effect of the activated jumping of mobile molecules on the translational diffusion. The distinction between jumping and nonjumping molecules in supercooled states is a manifestation of spatially heterogeneous dynamics, that is, the dynamic heterogeneities in supercooled water<sup>67,68</sup>. In particular, the MSD from the **jp** molecules,  $\langle \Delta r_{\text{jp}}(t)^2 \rangle$ , was characterized by the diffusive behavior  $6Dt$ , even on short time scales. The jumping rate was characterized by the inverse of the HB lifetime  $\tau_{\text{HB}}$ . An analogous result showing the SE preservation between  $D$  and  $\tau_{\text{HB}}$  has already been obtained in both binary soft-sphere mixtures (fragile liquids)<sup>63</sup> and silica-like network-forming liquids (strong liquids)<sup>31</sup>. In these studies, the bond-breakage method characterizing the changes in local particle connectivity was used, which is essentially the same as the current analysis regarding the HB network in liquid water.

Furthermore, we categorized other time scales (such as stress relaxation time  $\tau_\eta$ , time scales of the non-Gaussianity  $\tau_{\alpha_2}$ ,  $\tau_\gamma$ , and  $\tau_{\text{NG}}$ , and four point dynamic susceptibility  $\tau_{\chi_4}$ ) into the SE violation and preservation. Here, the time scales of  $\tau_\eta$ ,  $\tau_{\alpha_2}$ , and  $\tau_{\text{NG}}$  characterize the mobile molecules within dynamic heterogeneities and are coupled with the diffusion constant  $D$  even for supercooled states. In contrast,  $\tau_\gamma$  and  $\tau_{\chi_4}$  exhibit the temperature dependence similar to that of the  $\alpha$ -relaxation time  $\tau_\alpha$ . These time scales are governed by the immobile and slower molecules and are decoupled with  $D$  when the temperature decreases, leading to the SE violation.

Finally, we revealed that the SE violation was attributed to the increase in the degree of the non-Gaussianity  $\Delta F_s^{\text{peak}}$ . Simultaneously, the SE relation is represented by  $D\eta/T \sim G_p \Gamma(1/\beta)/T\beta$ , where  $G_p$  and  $\beta$  denote the plateau modulus and the stretched exponent in the stress relaxation function, respectively. Here, the proportional relationship between the stress relaxation time and the HB lifetime  $\tau_\eta \sim \tau_{\text{HB}}$  was used. Therefore, the time scales supporting the violation or preservation of the SE relation were thoroughly identified; attained solidity (increasing  $G_p$ ) and increasing nonexponentiality (decreasing  $\beta$ ) give rise to the SE violation with decreasing the temperature. Note that the nonexponentiality in the stress relaxation is also a significant hallmark of the dynamic heterogeneities<sup>69</sup>. In our simulations, the plateau modulus and the nonexponentiality develop largely below  $T_A \approx 260 \text{ K}$ . Correspondingly, the growths of the non-Gaussianity and the dynamic susceptibility are noticeable, as demonstrated in figs. S3 (A to C).

There are other implications in developing the plateau modulus  $G_p$ . The SE violation with decreasing tempera-

ture will be relevant with the decoupling between translational and rotational motions in supercooled water. It is expected that translational relaxations strongly become slower, whereas molecules undergo rotational motions even inside immobile solid like regions<sup>20</sup>. The mechanism of this decoupling will be clarified in terms of the attained solidity  $G_p$ . In addition, a recent theoretical study has shown that the spatially heterogeneous dynamics is attributed to the thermal excitation between the different metabasins of the free energy landscape<sup>70</sup>. In the framework, the value of the plateau modulus  $G_p$  is determined by the curvature of the local metabasin. Considering these investigations, the demonstrated SE preservation  $D\tau_{\text{HB}}$  will provide deeper insight into the activated jump events occurring between different metabasins, not only in supercooled water but also in various glassy systems, although further investigations are required to confirm it.

## MATERIALS AND METHODS

### Simulations

The molecular dynamics simulations of liquid water were performed using the LAMMPS package<sup>71</sup>. The TIP4P/2005 model was used for the water molecules<sup>26,27</sup>. The NVT ensemble for  $N = 1000$  water molecules was first simulated at various temperatures ( $T = 300, 280, 260, 250, 240, 230, 220, 210, 200$  and  $190 \text{ K}$ ) with a fixed density  $\rho = 1 \text{ g cm}^{-3}$ . The corresponding linear dimension of the system is  $L = 31.04 \text{ \AA}$ . After equilibration for a sufficient time at each temperature, the NVE ensemble simulations were completed, yielding five independent 100 ns trajectories from which the various physical quantities were calculated. The simulations were performed with a time step of 1 fs. The total CPU (central processing unit) time approximated about 20 years of single core time.

### Incoherent intermediate scattering function and MSD

The incoherent intermediate scattering function is given by

$$F_s(k, t) = \left\langle \frac{1}{N} \sum_{i=1}^N \exp[i\mathbf{k} \cdot (\mathbf{r}_i(t) - \mathbf{r}_i(0))] \right\rangle, \quad (1)$$

where  $\mathbf{r}_i(t)$  is the position vector of the O atom of the water molecule  $i$  at time  $t$ . The bracket indicates an average over the initial time  $t = 0$ . The wave number  $k = |\mathbf{k}|$  was chosen as  $k = 3.0 \text{ \AA}^{-1}$ , which corresponds to the first peak position of the static structure factors of the O atom. The  $\alpha$ -relaxation time  $\tau_\alpha$  was determined by the fitting  $F_s(k, t)$  with  $(1 - f_c) \exp[-(t/\tau_s)^2] + f_c \exp[-(t/\tau_\alpha)^{\beta_\alpha}]$ , where  $f_c$ ,  $\tau_s$ ,  $\tau_\alpha$ , and  $\beta_\alpha$  are fitting

parameters. The exponent  $\beta_\alpha$  is the degree of nonexponentiality of  $F_s(k, t)$ .

The MSD of the O atom,

$$\langle \Delta r(t)^2 \rangle = \left\langle \frac{1}{N} \sum_{i=1}^N |\mathbf{r}_i(t) - \mathbf{r}_i(0)|^2 \right\rangle, \quad (2)$$

was also calculated. The translational diffusion constant  $D$  was determined from the long-time behavior of the MSD using the Einstein relation,  $D = \lim_{t \rightarrow \infty} \langle \Delta r(t)^2 \rangle / 6t$ .

### HB breakage and its lifetime

The dynamics of HB was investigated by using r-definition<sup>72</sup>, where only the intermolecular O-H distance  $r_{\text{OH}}$  is involved. An HB bond is present at the initial time if the  $r_{\text{OH}}$  is less than 2.4 Å, corresponding to the first minimum of the radial distribution function  $g_{\text{OH}}(r)$ . At a later time  $t$ , the HB is broken when the distance  $r_{\text{OH}}$  becomes larger than 2.4 Å, which is determined from the second minimum position of  $g_{\text{OH}}(r)$ .

First, to characterize the local configuration change, we defined the number of HBs broken during time  $t$  for molecule  $i$  as  $\mathcal{B}_i(t)$ . Next, the characteristic time scale (that is, the HB lifetime  $\tau_{\text{HB}}$ ) was determined. The number of HBs was calculated at the initial time 0 and denoted as  $N_{\text{HB}}(0)$ . At time  $t$ , the number of remaining HBs,  $N_{\text{HB}}(t) = N(0) - \sum_i \mathcal{B}_i(t)/2$ , was less than the initial value  $N_{\text{HB}}(0)$  due to HB breakages<sup>34,35</sup>. The average fraction of HB bonds as a function of time  $t$  was then defined as

$$C_{\text{HB}}(t) = \langle N_{\text{HB}}(t) / N_{\text{HB}}(0) \rangle. \quad (3)$$

The average HB lifetime  $\tau_{\text{HB}}$  was determined by fitting  $C_{\text{HB}}(t)$  with  $\exp[-(t/\tau_{\text{HB}})^{\beta_{\text{HB}}}]$ , where the exponent  $\beta_{\text{HB}}$  is the degree of nonexponentiality of  $C_{\text{HB}}(t)$ .

Furthermore, the present scheme is identical to the bond-breakage method applied to various supercooled liquids<sup>31,63,73–76</sup>. These previous studies have demonstrated that the bond-breakage method is more remarkable when the collective motions and dynamic heterogeneities peculiar to supercooled states are characterized.

### Stress correlation function and shear viscosity

The autocorrelation function of the off-diagonal stress tensor is given by

$$G_{\alpha\beta}(t) = \frac{V}{k_B T} \langle \sigma_{\alpha\beta}(t) \sigma_{\alpha\beta}(0) \rangle, \quad (4)$$

where  $V$  is the volume of the system and  $\sigma_{\alpha\beta}$  represents the  $\alpha\beta$  ( $\alpha$  and  $\beta = x, y, z$ ) components of the off-diagonal stress tensor and  $k_B$  is the Boltzmann constant. The average stress correlation function is defined as  $G_\eta(t) =$

$[G_{xy}(t) + G_{xz}(t) + G_{yz}(t)]/3$ . The shear viscosity  $\eta$  was determined from the integral of  $G_\eta(t)$  as  $\eta = \int_0^\infty G_\eta(t) dt$ , using the Green-Kubo formula.

### Characterizations of dynamic heterogeneities

The non-Gaussian parameter for displacements of the molecules is the conventional quantity to characterize dynamic heterogeneities in various glass-forming liquids. The equation is given by

$$\alpha_2(t) = \frac{3}{5} \frac{\langle \Delta r(t)^4 \rangle}{\langle \Delta r(t)^2 \rangle^2} - 1, \quad (5)$$

which represents the degree of the deviation from the Gaussian approximation in the density correlation function, which is revealed by the cumulant expansion such as

$$F_s(k, t) \sim F_s^{\text{Gauss}}(k, t) \left\{ 1 + \frac{1}{2!} \alpha_2(t) [k^2 \langle \Delta r(t)^2 \rangle / 6]^2 \right\}, \quad (6)$$

where  $F_s^{\text{Gauss}}(k, t) = \exp(-k^2 \langle \Delta r(t)^2 \rangle / 6)$ . The difference is then given by  $\Delta F_s(k, t) = F_s(k, t) - F_s^{\text{Gauss}}(k, t)$ .

This  $\alpha_2(t)$  is mainly dominated by mobile components in the distribution of single-molecular displacement  $G_s(r, t)$ . To emphasize immobile and slower components, another type of non-Gaussian parameter is given by

$$\gamma(t) = \frac{1}{3} \langle \Delta r(t)^2 \rangle \left\langle \frac{1}{\Delta r(t)^2} \right\rangle - 1, \quad (7)$$

which is referred to as new non-Gaussian parameter<sup>65</sup>.

Furthermore, the four-point dynamic susceptibility  $\chi_4(k, t)$  is used to identify the magnitude of dynamic heterogeneities. The equation is defined from the variance of  $F_s(k, t)$ ,

$$\chi_4(k, t) = N \left\langle \frac{1}{N} \sum_{i=1}^N [\delta F_i(\mathbf{k}, t)]^2 \right\rangle, \quad (8)$$

where  $\delta F_i(\mathbf{k}, t) = \cos\{\mathbf{k} \cdot [\mathbf{r}_i(t) - \mathbf{r}_i(0)]\} - F_s(k, t)$  is the  $i$ th molecular fluctuation in the real-part of density correlator<sup>66</sup>.

### ACKNOWLEDGMENTS

We thank A. Onuki for fruitful discussions. K.K. is grateful to T. Nakamura for helpful information on computation. This work was partially supported by JSPS KAKENHI Grants No. JP15H06263 and No. JP16H06018 (T.K.), and No. JP26400428 and No. JP16H00829 (K.K.). The numerical calculations were performed at Research Center of Computational Science, Okazaki, Japan.

- <sup>1</sup> J. P. Hansen, I. R. McDonald, *Theory of Simple Liquids* (Academic Press, London, 2013), fourth edn.
- <sup>2</sup> J. Hodgdon, F. Stillinger, Stokes-Einstein violation in glass-forming liquids. *Phys. Rev. E* **48**, 207–213 (1993).
- <sup>3</sup> F. H. Stillinger, A Topographic View of Supercooled Liquids and Glass Formation. *Science* **267**, 1935–1939 (1995).
- <sup>4</sup> G. Tarjus, D. Kivelson, Breakdown of the Stokes–Einstein relation in supercooled liquids. *J. Chem. Phys.* **103**, 3071–3073 (1995).
- <sup>5</sup> M. T. Cicerone, M. D. Ediger, Relaxation of spatially heterogeneous dynamic domains in supercooled orthoterphenyl. *J. Chem. Phys.* **103**, 5684–5692 (1995).
- <sup>6</sup> M. D. Ediger, Spatially heterogeneous dynamics in supercooled liquids. *Annu. Rev. Phys. Chem.* **51**, 99–128 (2000).
- <sup>7</sup> Z. Shi, P. G. Debenedetti, F. H. Stillinger, Relaxation processes in liquids: Variations on a theme by Stokes and Einstein. *J. Chem. Phys.* **138**, 12A526 (2013).
- <sup>8</sup> S. Sengupta, S. Karmakar, C. Dasgupta, S. Sastry, Breakdown of the Stokes-Einstein relation in two, three, and four dimensions. *J. Chem. Phys.* **138**, 12A548 (2013).
- <sup>9</sup> P. Henritzi, A. Bormuth, F. Klameth, M. Vogel, A molecular dynamics simulations study on the relations between dynamical heterogeneity, structural relaxation, and self-diffusion in viscous liquids. *J. Chem. Phys.* **143**, 164502 (2015).
- <sup>10</sup> P. G. Debenedetti, F. H. Stillinger, Supercooled liquids and the glass transition. *Nature* **410**, 259–267 (2001).
- <sup>11</sup> L. Berthier, G. Biroli, J.-P. Bouchaud, L. Cipelletti, W. van Saarloos, eds., *Dynamical Heterogeneities in Glasses, Colloids, and Granular Media* (Oxford University Press, USA, 2011).
- <sup>12</sup> C. A. Angell, Supercooled Water. *Annu. Rev. Phys. Chem.* **34**, 593–630 (1983).
- <sup>13</sup> P. G. Debenedetti, H. E. Stanley, Supercooled and glassy water. *Phys. Today* **56**, 40–46 (2003).
- <sup>14</sup> P. G. Debenedetti, Supercooled and glassy water. *J. Phys.: Condens. Matter* **15**, R1669–R1726 (2003).
- <sup>15</sup> H. E. Stanley, *et al.*, The puzzling unsolved mysteries of liquid water: Some recent progress. *Physica A* **386**, 729–743 (2007).
- <sup>16</sup> P. Gallo, *et al.*, Water: A Tale of Two Liquids. *Chem. Rev.* **116**, 7463–7500 (2016).
- <sup>17</sup> S.-H. Chen, *et al.*, The violation of the Stokes-Einstein relation in supercooled water. *Proc. Natl. Acad. Sci. U.S.A.* **103**, 12974–12978 (2006).
- <sup>18</sup> S. R. Becker, P. H. Poole, F. W. Starr, Fractional Stokes-Einstein and Debye-Stokes-Einstein relations in a network-forming liquid. *Phys. Rev. Lett.* **97**, 055901 (2006).
- <sup>19</sup> P. Kumar, *et al.*, Relation between the Widom line and the breakdown of the Stokes–Einstein relation in supercooled water. *Proc. Natl. Acad. Sci. U.S.A.* **104**, 9575–9579 (2007).
- <sup>20</sup> M. G. Mazza, N. Giovambattista, H. E. Stanley, F. W. Starr, Connection of translational and rotational dynamical heterogeneities with the breakdown of the Stokes-Einstein and Stokes-Einstein-Debye relations in water. *Phys. Rev. E* **76**, 031203 (2007).
- <sup>21</sup> L. Xu, *et al.*, Appearance of a fractional Stokes-Einstein relation in water and a structural interpretation of its onset. *Nat. Phys.* **5**, 565–569 (2009).
- <sup>22</sup> S. H. Chen, *et al.*, Evidence of dynamic crossover phenomena in water and other glass-forming liquids: experiments, MD simulations and theory. *J. Phys.: Condens. Matter* **21**, 504102 (2009).
- <sup>23</sup> F. Mallamace, *et al.*, Transport properties of glass-forming liquids suggest that dynamic crossover temperature is as important as the glass transition temperature. *Proc. Natl. Acad. Sci. U.S.A.* **107**, 22457–22462 (2010).
- <sup>24</sup> B. Jana, R. S. Singh, B. Bagchi, String-like propagation of the 5-coordinated defect state in supercooled water: molecular origin of dynamic and thermodynamic anomalies. *Phys. Chem. Chem. Phys.* **13**, 16220–16226 (2011).
- <sup>25</sup> A. Dehaoui, B. Issenmann, F. Caupin, Viscosity of deeply supercooled water and its coupling to molecular diffusion. *Proc. Natl. Acad. Sci. U.S.A.* **112**, 12020–12025 (2015).
- <sup>26</sup> J. L. F. Abascal, C. Vega, A general purpose model for the condensed phases of water: TIP4P/2005. *J. Chem. Phys.* **123**, 234505 (2005).
- <sup>27</sup> J. L. F. Abascal, C. Vega, Widom line and the liquid–liquid critical point for the TIP4P/2005 water model. *J. Chem. Phys.* **133**, 234502 (2010).
- <sup>28</sup> N. Galamba, On the hydrogen-bond network and the non-Arrhenius transport properties of water. *J. Phys.: Condens. Matter* **29**, 015101 (2017).
- <sup>29</sup> E. Guillaud, S. Merabia, D. de Ligny, L. Joly, Decoupling of viscosity and relaxation processes in supercooled water: a molecular dynamics study with the TIP4P/2005f model. *Phys. Chem. Chem. Phys.* **19**, 2124–2130 (2017).
- <sup>30</sup> R. Yamamoto, A. Onuki, Heterogeneous diffusion in highly supercooled liquids. *Phys. Rev. Lett.* **81**, 4915–4918 (1998).
- <sup>31</sup> T. Kawasaki, K. Kim, A. Onuki, Dynamics in a tetrahedral network glassformer: Vibrations, network rearrangements, and diffusion. *J. Chem. Phys.* **140**, 184502 (2014).
- <sup>32</sup> F. H. Stillinger, Water revisited. *Science* **209**, 451–457 (1980).
- <sup>33</sup> I. Ohmine, H. Tanaka, Fluctuation, relaxations, and hydration in liquid water. Hydrogen-bond rearrangement dynamics. *J. Phys. Chem. B* **93**, 2545–2566 (1993).
- <sup>34</sup> A. Luzar, D. Chandler, Hydrogen-bond kinetics in liquid water. *Nature* **379**, 55–57 (1996).
- <sup>35</sup> F. W. Starr, J. K. Nielsen, H. E. Stanley, Fast and Slow Dynamics of Hydrogen Bonds in Liquid Water. *Phys. Rev. Lett.* **82**, 2294–2297 (1999).
- <sup>36</sup> P. Kumar, S. V. Buldyrev, H. E. Stanley, A tetrahedral entropy for water. *Proc. Natl. Acad. Sci. U.S.A.* **106**, 22130–22134 (2009).
- <sup>37</sup> S. Saito, I. Ohmine, B. Bagchi, Frequency dependence of specific heat in supercooled liquid water and emergence of correlated dynamics. *J. Chem. Phys.* **138**, 094503 (2013).
- <sup>38</sup> P. H. Poole, F. Sciortino, U. Essmann, H. E. Stanley, Phase behaviour of metastable water. *Nature* **360**, 324–328 (1992).
- <sup>39</sup> H. E. Stanley, O. Mishima, The relationship between liquid, supercooled and glassy water. *Nature* **396**, 329–335 (1998).
- <sup>40</sup> P. H. Poole, S. R. Becker, F. Sciortino, F. W. Starr, Dynamical Behavior Near a Liquid–Liquid Phase Transition in Simulations of Supercooled Water. *J. Phys. Chem. B* **115**, 14176–14183 (2011).
- <sup>41</sup> P. Kumar, K. T. Wikfeldt, D. Schlesinger, L. G. M. Pettersson, H. E. Stanley, The Boson peak in supercooled water. *Sci. Rep.* **3**, 1980 (2013).



- <sup>42</sup> J. C. Palmer, *et al.*, Metastable liquid-liquid transition in a molecular model of water. *Nature* **510**, 385–388 (2014).
  - <sup>43</sup> T. Yagasaki, M. Matsumoto, H. Tanaka, Spontaneous liquid-liquid phase separation of water. *Phys. Rev. E* **89**, 020301 (2014).
  - <sup>44</sup> R. S. Singh, J. W. Biddle, P. G. Debenedetti, M. A. Anisimov, Two-state thermodynamics and the possibility of a liquid-liquid phase transition in supercooled TIP4P/2005 water. *J. Chem. Phys.* **144**, 144504 (2016).
  - <sup>45</sup> D. T. Limmer, D. Chandler, The putative liquid-liquid transition is a liquid-solid transition in atomistic models of water. *J. Chem. Phys.* **135**, 134503 (2011).
  - <sup>46</sup> D. T. Limmer, D. Chandler, The putative liquid-liquid transition is a liquid-solid transition in atomistic models of water. II. *J. Chem. Phys.* **138**, 214504 (2013).
  - <sup>47</sup> S. D. Overduin, G. N. Patey, Fluctuations and local ice structure in model supercooled water. *J. Chem. Phys.* **143**, 094504 (2015).
  - <sup>48</sup> D. Rozmanov, P. G. Kusalik, Transport coefficients of the TIP4P-2005 water model. *J. Chem. Phys.* **136**, 044507 (2012).
  - <sup>49</sup> M. A. González, J. L. F. Abascal, The shear viscosity of rigid water models. *J. Chem. Phys.* **132**, 096101 (2010).
  - <sup>50</sup> G. Guevara-Carrion, J. Vrabec, H. Hasse, Prediction of self-diffusion coefficient and shear viscosity of water and its binary mixtures with methanol and ethanol by molecular simulation. *J. Chem. Phys.* **134**, 074508 (2011).
  - <sup>51</sup> S. Tazi, *et al.*, Diffusion coefficient and shear viscosity of rigid water models. *J. Phys.: Condens. Matter* **24**, 284117 (2012).
  - <sup>52</sup> G. S. Fanourgakis, J. S. Medina, R. Prosmiti, Determining the Bulk Viscosity of Rigid Water Models. *J. Phys. Chem. A* **116**, 2564–2570 (2012).
  - <sup>53</sup> P. Gallo, F. Sciortino, P. Tartaglia, S. H. Chen, Slow Dynamics of Water Molecules in Supercooled States. *Phys. Rev. Lett.* **76**, 2730–2733 (1996).
  - <sup>54</sup> F. Sciortino, P. Gallo, P. Tartaglia, S. H. Chen, Supercooled water and the kinetic glass transition. *Phys. Rev. E* **54**, 6331–6343 (1996).
  - <sup>55</sup> D. Paschek, A. Geiger, Simulation Study on the Diffusive Motion in Deeply Supercooled Water. *J. Phys. Chem. B* **103**, 4139–4146 (1999).
  - <sup>56</sup> P. Gallo, M. Rovere, Mode coupling and fragile to strong transition in supercooled TIP4P water. *J. Chem. Phys.* **137**, 164503 (2012).
  - <sup>57</sup> M. De Marzio, G. Camisasca, M. Rovere, P. Gallo, Mode coupling theory and fragile to strong transition in supercooled TIP4P/2005 water. *J. Chem. Phys.* **144**, 074503 (2016).
  - <sup>58</sup> L. Liu, S.-H. Chen, A. Faraone, C.-W. Yen, C.-Y. Mou, Pressure Dependence of Fragile-to-Strong Transition and a Possible Second Critical Point in Supercooled Confined Water. *Phys. Rev. Lett.* **95**, 117802 (2005).
  - <sup>59</sup> L. Xu, *et al.*, Relation between the Widom line and the dynamic crossover in systems with a liquid-liquid phase transition. *Proc. Natl. Acad. Sci. U.S.A.* **102**, 16558–16562 (2005).
  - <sup>60</sup> T. Sumi, H. Sekino, Effects of hydrophobic hydration on polymer chains immersed in supercooled water. *RSC Adv.* **3**, 12743–12750 (2013).
  - <sup>61</sup> J. Russo, H. Tanaka, Understanding water’s anomalies with locally favoured structures. *Nat. Commun.* **5**, 3556 (2014).
  - <sup>62</sup> F. W. Starr, J. F. Douglas, S. Sastry, The relationship of dynamical heterogeneity to the Adam-Gibbs and random first-order transition theories of glass formation. *J. Chem. Phys.* **138**, 12A541 (2013).
  - <sup>63</sup> T. Kawasaki, A. Onuki, Slow relaxations and stringlike jump motions in fragile glass-forming liquids: Breakdown of the Stokes-Einstein relation. *Phys. Rev. E* **87**, 012312 (2013).
  - <sup>64</sup> A. Onuki, *Phase Transition Dynamics* (Cambridge University Press, Cambridge, 2007).
  - <sup>65</sup> E. Flenner, G. Szamel, Relaxation in a glassy binary mixture: Mode-coupling-like power laws, dynamic heterogeneity, and a new non-Gaussian parameter. *Phys. Rev. E* **72**, 011205 (2005).
  - <sup>66</sup> C. Toninelli, M. Wyart, L. Berthier, G. Biroli, J. P. Bouchaud, Dynamical susceptibility of glass formers: Contrasting the predictions of theoretical scenarios. *Phys. Rev. E* **71**, 041505 (2005).
  - <sup>67</sup> N. Giovambattista, M. G. Mazza, S. V. Buldyrev, F. W. Starr, H. E. Stanley, Dynamic Heterogeneities in Supercooled Water. *J. Phys. Chem. B* **108**, 6655–6662 (2004).
  - <sup>68</sup> N. Giovambattista, S. V. Buldyrev, H. E. Stanley, F. W. Starr, Clusters of mobile molecules in supercooled water. *Phys. Rev. E* **72**, 011202 (2005).
  - <sup>69</sup> A. Furukawa, H. Tanaka, Direct evidence of heterogeneous mechanical relaxation in supercooled liquids. *Phys. Rev. E* **84**, 061503 (2011).
  - <sup>70</sup> H. Yoshino, Replica theory of the rigidity of structural glasses. *J. Chem. Phys.* **136**, 214108 (2012).
  - <sup>71</sup> S. Plimpton, Fast parallel algorithms for short-range molecular dynamics. *J. Comput. Phys.* **117**, 1–19 (1995).
  - <sup>72</sup> R. Kumar, J. R. Schmidt, J. L. Skinner, Hydrogen bonding definitions and dynamics in liquid water. *J. Chem. Phys.* **126**, 204107 (2007).
  - <sup>73</sup> R. Yamamoto, A. Onuki, Kinetic Heterogeneities in a Highly Supercooled Liquid. *J. Phys. Soc. Jpn.* **66**, 2545–2548 (1997).
  - <sup>74</sup> R. Yamamoto, A. Onuki, Dynamics of highly supercooled liquids: Heterogeneity, rheology, and diffusion. *Phys. Rev. E* **58**, 3515–3529 (1998).
  - <sup>75</sup> H. Shiba, T. Kawasaki, A. Onuki, Relationship between bond-breakage correlations and four-point correlations in heterogeneous glassy dynamics: configuration changes and vibration modes. *Phys. Rev. E* **86**, 041504 (2012).
  - <sup>76</sup> H. Shiba, Y. Yamada, T. Kawasaki, K. Kim, Unveiling Dimensionality Dependence of Glassy Dynamics: 2D Infinite Fluctuation Eclipses Inherent Structural Relaxation. *Phys. Rev. Lett.* **117**, 245701 (2016).
-

# Supplementary Information

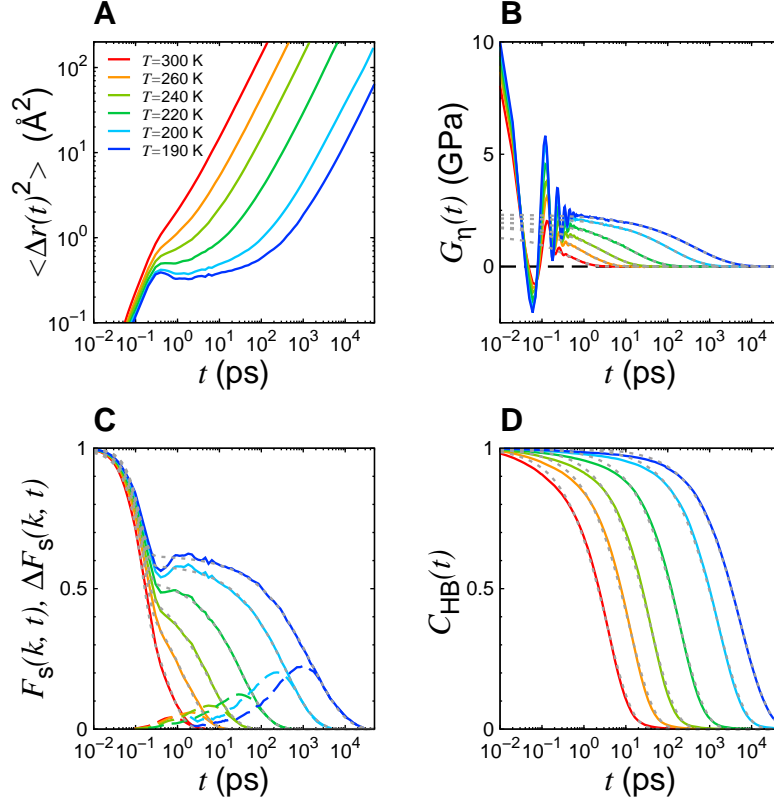


fig. S1. **Time correlation functions.** (A) Translational MSD  $\langle \Delta r(t)^2 \rangle$  for an O atom. (B) Stress correlation function  $G_\eta(t)$ . Long-time behaviors of  $G_\eta(t)$  can be fitted by stretched-exponential fittings  $G_p \exp[-(t/\tau_\eta)^\beta]$  (gray dashed curves). (C) Incoherent intermediate scattering function  $F_s(k, t)$  for an O atom as well as its deviation from the Gaussian approximation  $\Delta F_s(k, t) = F_s(k, t) - F_s^{\text{Gauss}}(k, t)$  (dashed curves). Gray dashed curves represent the fitting results using the function  $F_s(k, t) = (1 - f_c) \exp[-(t/\tau_s)^2] + f_c \exp[-(t/\tau_\alpha)^{\beta_\alpha}]$ . Wave number  $k$  was chosen as  $k = 3.0 \text{ \AA}^{-1}$ . (D) Average number fraction of HB number  $C_{HB}(t)$ . Gray dashed curves represent the fitting results using the function  $C_{HB}(t) = \exp[-(t/\tau_{HB})^{\beta_{HB}}]$ .

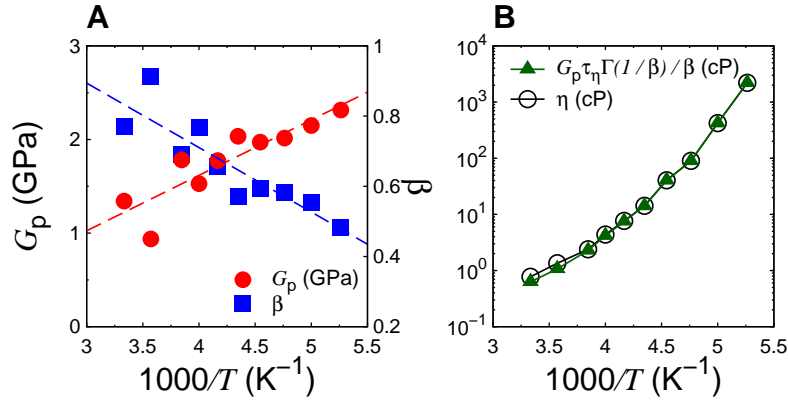


fig. S2. **Properties of stress-relaxation function.** (A) Temperature dependence of plateau modulus  $G_p$  (left axis) and stretched exponent  $\beta$  (right axis). The dashed lines are guides to the eye. (B) Temperature dependence of  $\eta$  and  $G_p \tau_\eta \Gamma(1/\beta)/\beta$ .

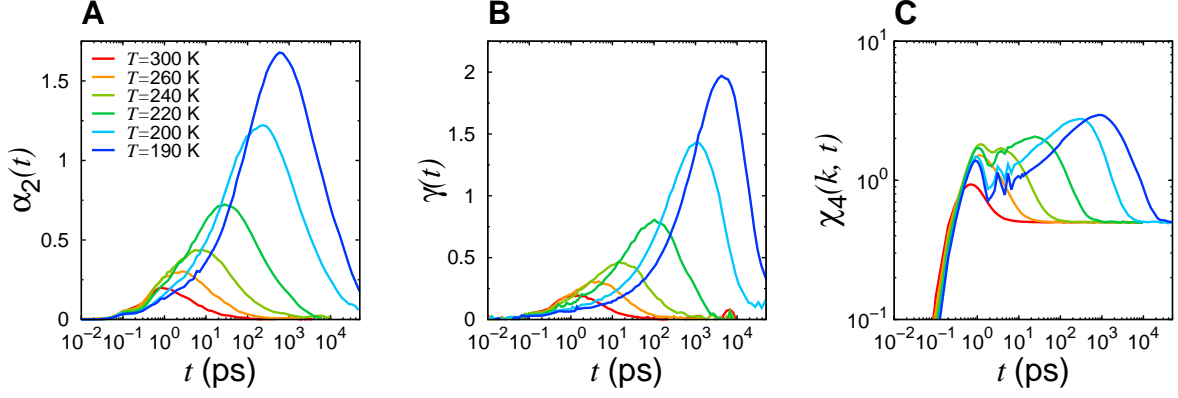


fig. S3. **Characterizations of dynamic heterogeneities.** (A) Non-Gaussian parameter  $\alpha_2(t)$ . (B) New non-Gaussian parameter  $\gamma(t)$ . (C) Four-point dynamical susceptibility  $\chi_4(k, t)$ . Wave number  $k$  was chosen as  $k = 3.0 \text{ \AA}^{-1}$ .

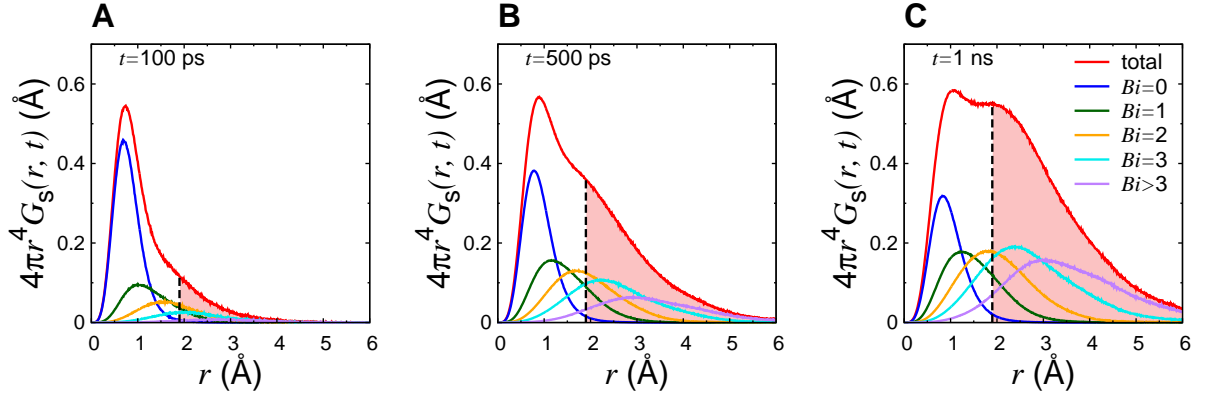


fig. S4. **van Hove correlation functions.** (A) Self-part of van Hove function  $G_s(r, t)$  at  $t = 100 \text{ ps}$ ,  $500 \text{ ps}$ , and  $1 \text{ ns}$  for  $T = 190 \text{ K}$ . The colored area represents the mobile component of the MSD due to the **jp** O atoms for which the displacement exceeds jump length  $\ell_m = 1.9 \text{ \AA}$  during the time interval  $t$ , which is described by  $\langle \Delta r_{jp}(t)^2 \rangle = \int_{\ell_m}^{\infty} 4\pi r^4 G_s(r, t) dr$ .  $G_s(r, t)$  components arising from number of broken HB  $B_i(t)$  for molecule  $i$  are also plotted.

#### text S1. SE violation evaluated by non-Gaussianity.

Here, we show that the SE violation represented by  $D\tau_\alpha$  can be evaluated by the peak height of non-Gaussianity for the intermediate scattering function:  $\Delta F_s^{\text{peak}} = \Delta F_s(k, \tau_{\text{NG}})$  (see fig. S1C). First, the function is written as

$$\Delta F_s^{\text{peak}}(k, t_{\text{NG}}) = F_s(k, \tau_{\text{NG}}) - F_s^{\text{Gauss}}(k, \tau_{\text{NG}}) \simeq f_c \exp \left\{ - \left( \frac{\tau_{\text{NG}}}{\tau_\alpha} \right)^{\beta_\alpha} \right\} - \exp(-k^2 D \tau_{\text{NG}}). \quad (\text{S1})$$

When  $T$  changes, SE preservation  $D\tau_{\text{NG}} \equiv C_1$  (constant) (see Fig. 2C) and  $\exp(-k^2 D \tau_{\text{NG}}) \equiv C_2$  (constant) are obtained. Therefore, by eliminating  $\tau_{\text{NG}}$  from the Eq. (S1) we find

$$D\tau_\alpha = \frac{1}{C_1} \left\{ \log \frac{f_c}{\Delta F_s^{\text{peak}} + C_2} \right\}^{-1/\beta_\alpha} \propto \left\{ \log \frac{f_c}{\Delta F_s^{\text{peak}}} \right\}^{-1/\beta_\alpha}, \quad (\text{S2})$$

where  $C_2 \sim 0$  in the low  $T$  regime. This equation reveals that  $D\tau_\alpha$  is increased when  $\Delta F_s^{\text{peak}}/f_c$  is increased by lowering  $T$ . Therefore, the SE violation is attributed to the increase in the degree of non-Gaussianity.