

Observing binary black hole ringdowns by advanced gravitational wave detectors

Andrea Maselli,^{1,*} Kostas Kokkotas,^{1,2,†} and Pablo Laguna^{2,‡}

¹*Theoretical Astrophysics, Eberhard Karls University of Tuebingen, Tuebingen 72076, Germany*

²*Center for Relativistic Astrophysics and School of Physics,
Georgia Institute of Technology, Atlanta, Georgia 30332, USA*

(Dated: July 30, 2022)

The direct discovery of gravitational waves from compact binary systems leads for the first time to explore the possibility of black hole spectroscopy. Newly formed black holes produced by coalescing events are copious emitters of gravitational radiation, in the form of damped sinusoids, the quasi normal modes. The latter provide a precious source of information on the nature of gravity in the strong field regime, as they represent a powerful tool to investigate the validity of the no-hair theorem. In this work we perform a systematic study on the accuracy with which advance interferometers will measure the fundamental parameters of ringdown events, such as frequencies and damping times. We analyze how these errors affect the estimate of the mass and the angular momentum of the final black hole, constraining the parameter space which will lead to the most precise measurements. We explore both single and multimode events, showing how the uncertainties evolves when multiple detectors are available. We also prove that a network of instruments is a crucial and necessary ingredient to perform strong-gravity tests of the no-hair theorem.

PACS numbers: 04.30.-w, 04.70.Bw, 04.80.Cc

I. INTRODUCTION

Black holes (BH) represent the most clear, macroscopic expression of one of the fundamental forces of Nature, and they provide a unique testbed to investigate gravity in a pure strong-field regime. The discovery of a $67M_{\odot}$ and a $22M_{\odot}$ binary coalescence has directly proven for the first time that BH may form in the Universe, and merge within the Hubble time [1, 2]. Most exciting, these detections allow to realize a field of research, the *BH spectroscopy*, considered pure theoretical so far [3].

Astrophysical BHs outside of equilibrium are characterized by a spectrum of damped oscillations, called quasi normal modes (QNMs) [4–7]. The output of compact binary coalescence, is one of the best examples of this phenomenon. After the merger phase, a newly born and highly distorted BH emits gravitational radiation as a superposition of damped sinusoids, which decay exponentially, until the object reaches its quiet, stationary state. QNMs in General Relativity (GR) are uniquely determined by the BH mass M and intrinsic angular momentum $J = jM^2$ (being j the spin parameter). This feature is a direct consequence of the so called no-hair theorem, which states that rotating compact object belongs to the Kerr family, whose exterior stationary and isolated gravitational field depends only on two parameters, M and J [8]. We note that BHs in real physical environments will not be perfectly stationary or in a clear vacuum state: other objects or fields such as stars or accretion disks may alter their Kerr nature. However, under the assumption that such perturbations are small enough to be practically unobservable, we can safely assume that such objects are indeed described by the Kerr metric [9]. In this sense, QNMs play a key role, as their detection would confirm the nature of the source, and at the same time would help to assess the validity of the Kerr hypothesis.

Although the existence of BHs has been now experimentally settled down, a proof of the validity of the no-hair theorem is still lacking. Coalescing compact binaries offer a new window on this picture. It is crucial to note that precise mass/spin measurements of ringing BHs would also be a precious source of information for two other GR cornerstones: (i) the Hawking area theorem [10] for which the final area should be larger than the sum of those of the progenitors, (ii) the Penrose cosmic censorship which establishes that the BH spin parameter never exceeds the bound $j \leq 1$.

QNMs have been extensively studied in literature. In particular, several efforts have been devoted to analyze the outcome of future detections by space interferometers as LISA [11, 12], were more massive compact binaries are expected to produce louder events. It is worth to cite here the seminal papers by Echeverria [13], Flanagan and

*Electronic address: andrea.maselli@uni-tuebingen.de

†Electronic address: kostas.kokkotas@uni-tuebingen.de

‡Electronic address: plaguna@gatech.edu

Hughes [14, 15] where a detailed discussion of the statistical techniques needed to extract the fundamental parameters of the waveforms has been developed. A key reference for QNMs is given by the detailed investigation made by Berti and collaborators, in which the authors analyze both single and multimode events [16, 17]. The latter represents the golden goal of BH spectroscopy, as at least two QNMs are required to make consistency tests of the no-hair theorem. The prospects of measuring the dominant ($l = m = 2$) and a secondary component (as the $l = m = 3$) have been tackled with different methods and data analysis strategies, including population synthesis simulations, focusing in particular on the signal to noise ratio necessary to distinguish the QNM features [18–22]. A general analysis concerning the connection between BH ringing and the formation of an event horizon has also been developed in [23], showing that late time modes are crucial to uniquely identify the nature of the perturbed compact object. Finally, it has been recently pointed out that a coherent stack of several gravitational wave signals increases the ringdown SNR, and therefore improves our ability to extract multiple QNMs from the interferometer’s background noise [24].

The aim of this paper is to systematically analyze the ability of current and near-future terrestrial interferometers to observe QNM signals from stellar BHs. In particular, we compute the errors on the ringdown parameters, i.e. frequencies and damping time, focusing on how they affect our ability to measure the BH mass and spin angular momentum. We determine the configurations which favor possibly high accuracy observations, both for single and multi mode events.

Moreover, while the Advanced LIGO sites [25] are already under science mode, two other interferometers, Virgo [26] and Kagra [27], are nearly to be completed. Multiple, independent observations, are a crucial ingredient for gravitational wave astronomy, as they increase the detection confidence and the overall signal to noise ratio. In this scenario, we investigate how our results change, when a network of four instruments is taken into account.

This paper is organized as follows. In Sec. II A we introduce the basic formalism to describe QNMs in GR, and the data-analysis tools used. In Sec. III we present our numerical results, analyzing the errors on the BH physical parameters obtained from ringdown events. In Sec. IV we summarize our findings. Throughout the paper, we will use geometrical units ($G = c = 1$).

II. THE MATHEMATICAL TOOLKIT

In this section, we shall summarize the basic properties of BH ringing, introducing the concepts needed for our numerical analysis. We refer the reader to the review article [3, 28] (and reference therein) for an extensive lecture on the topic.

A. Quasi Normal Modes formalism

The gravitational wave signal measured by the detector consists of a linear superposition of the two polarization states h_{\times} and h_{+}

$$h = h_{+}F_{+} + h_{\times}F_{\times} , \quad (1)$$

where $F_{+,\times}$ are pattern functions which depend on the source orientation with respect to the detector [29]. For a given mode, specified by the numbers (l, m) and the overtone index n we have:

$$h_{+} = \frac{M}{r} \Re \left[\mathcal{A}_{lmn}^{+} e^{i(\omega_{lmn}t + \phi_{lmn}^{+})} e^{-t/\tau_{lmn}} S_{lmn} \right] , \quad (2)$$

$$h_{\times} = \frac{M}{r} \Im \left[\mathcal{A}_{lmn}^{\times} e^{i(\omega_{lmn}t + \phi_{lmn}^{\times})} e^{-t/\tau_{lmn}} S_{lmn} \right] , \quad (3)$$

where the amplitude $\mathcal{A}_{lmn}^{+,\times}$ and the phase coefficients $\phi_{lmn}^{+,\times}$ are real quantities. The 2-spin-weighted spheroidal harmonics $S_{lmn} = e^{im\alpha} \tilde{S}_{ln}(\beta)$ are functions of the azimuthal and the polar angles (α, β) . These have been proved to form an orthonormal set of eigenfunctions, i.e.

$$\int S_{lm}(\alpha, \beta) S_{l'm'}^{\star}(\alpha, \beta) d\Omega = \delta_{ll'} \delta_{mm'} \quad (n = n') , \quad (4)$$

where the symbol \star denotes complex conjugation [30]. Following [16] we assume that for $t < 0$ the waveform is identical to that computed for $t > 0$. Therefore we replace the damping factor $e^{-t/\tau_{lmn}}$ with $e^{-|t|/\tau_{lmn}}$, dividing by a factor $\sqrt{2}$ in the amplitude to compensate the doubling. Moreover we average over the detector and the BH directions,

making use of the following identities

$$\langle F_+^2 \rangle = \langle F_\times^2 \rangle = \frac{1}{5} , \quad \langle F_+ F_\times \rangle = 0 , \quad \langle |S_{lmn}|^2 \rangle = \frac{1}{4\pi} . \quad (5)$$

Finally, we introduce the rescaled amplitudes

$$A_{lmn}^+ = \frac{M}{r} \mathcal{A}_{lmn}^+ , \quad A_{lmn}^\times = \frac{M}{r} \mathcal{A}_{lmn}^\times = N_\times A_{lmn}^+ , \quad (6)$$

being N_\times a relative scale factor, and the phase-shift ϕ_0 :

$$\phi_{lmn}^\times = \phi_{lmn}^+ + \phi_0 . \quad (7)$$

Assuming that (N_\times, ϕ_0) are known, the waveform (for a single mode) depends on four quantities $(A_{lmn}^+, \phi_{lmn}^+, f_{lmn}, \tau_{lmn})$. Eq. (1) and (2)-(3) represent the basic ingredients to build all the physical quantities needed for our analysis, as the SNR

$$\rho^2 = 4 \int_0^\infty \frac{\tilde{h}(f) \tilde{h}^*(f)}{S_h(f)} df , \quad (8)$$

where $S_h(f)$ is the noise spectral density of the interferometer, and $\tilde{h}(f)$ is the Fourier transform of the time-dependent waveform. We note that in this case, the change to the frequency domain is rather straightforward:

$$\tilde{h}_+(f) = \frac{A_{lmn}^+}{\sqrt{2}} \left[e^{i\phi_{lmn}^+} S_{lmn}(\alpha, \beta) b_+(f) + e^{-i\phi_{lmn}^+} S_{lmn}^*(\alpha, \beta) b_-(f) \right] , \quad (9)$$

$$\tilde{h}_\times(f) = -\frac{i}{\sqrt{2}} N^+ A_{lmn}^+ \left[e^{i(\phi_{lmn}^+ + \phi_0)} S_{lmn}(\alpha, \beta) b_+(f) + e^{-i(\phi_{lmn}^+ + \phi_0)} S_{lmn}^*(\alpha, \beta) b_-(f) \right] , \quad (10)$$

where $b_\pm(f)$ are the Breit-Wigner functions:

$$b_\pm(f) = \frac{\tau_{lmn}}{1 + (2\pi\tau_{lmn})^2(f \pm f_{lmn})^2} . \quad (11)$$

Replacing the former into (8), and averaging over the angles we obtain:

$$\rho^2 = \frac{1}{10\pi} A_{lmn}^{+2} \int_0^\infty \frac{df}{S_n(f)} (b_+^2 + b_-^2) (1 + N_\times^2) . \quad (12)$$

As noted in [14], the SNR can be recast in terms of the gravitational wave energy spectrum dE/df :

$$\rho^2 = \frac{2}{5\pi^2 r^2} \int_0^\infty \frac{1}{f^2 S_h(f)} \frac{dE}{df} df . \quad (13)$$

which is related to the radiation efficiency ϵ_{QNM} :

$$\epsilon_{\text{QNM}} = \frac{1}{M} \int_0^\infty \frac{dE}{df} df , \quad (14)$$

which controls the amount of energy released in QMNs. Combining Eqns. (12)-(14) we have

$$\epsilon_{\text{QNM}} = \frac{\pi M}{4} (1 + N_\times^2) \mathcal{A}_{lmn}^{+2} \int_0^\infty f^2 (b_+^2 + b_-^2) df . \quad (15)$$

For any choice of the source parameters $(M, r, f_{lmn}, \tau_{lmn}, \phi_{lmn}^+, \phi_0, N_\times)$, and a given efficiency ϵ_{QNM} , we can numerically solve Eq. (15) to find the signal amplitude \mathcal{A}_{lmn}^+ .

B. Parameter estimation

For a generic signal of the form $h(t, \vec{x})$, we want to determine the source parameters $\vec{x} = \{x_1, \dots, x_n\}$, and the measurement errors $\Delta\vec{x} = \vec{x} - \vec{y}$, where \vec{y} are assumed to be the true values. To this aim we need to compute the probability $p(\vec{x}|s)$, given the detector output $s(t) = h(t, \vec{x}) + n(t)$, with $n(t)$ instrumental noise, which we consider to be stationary. Up to a normalization constant (independent of the physical parameters), the conditional probability can be written as:

$$p(\vec{x}|s) \propto p^{(0)}(\vec{x}) e^{-\frac{1}{2}(h(\vec{x}) - s | h(\vec{x}) - s)} , \quad (16)$$

where $p^{(0)}(\vec{x})$ represents the prior on the source parameters [31], and the inner product on the waveform space $(\cdot|\cdot)$ reads:

$$(g|h) = 2 \int_{-\infty}^{\infty} \frac{\tilde{h}(f)\tilde{g}^*(f) + \tilde{h}^*(f)\tilde{g}(f)}{S_h(f)} df . \quad (17)$$

Following to the principle of the maximum-likelihood, the source parameters are represented by those which maximize the probability distribution (16). Moreover, for gravitational wave signals characterized by large SNR, we expect $p(\vec{x}|h)$ to be narrowly peaked around the true values \vec{y} . Therefore, we can expand Eq. (16) as Taylor series up to the second order in $\Delta\vec{x} = \vec{x} - \vec{y}$, such that

$$p(\vec{x}|s) \propto p^{(0)}(\vec{x}) e^{-\frac{1}{2}\Gamma_{ab}\Delta x^a\Delta x^b} , \quad (18)$$

where

$$\Gamma_{ab} = \left(\frac{\partial h}{\partial x^a} \middle| \frac{\partial h}{\partial x^b} \right) \quad (19)$$

evaluated at $\vec{x} = \vec{y}$, is the Fisher information matrix. The latter, is directly related to the covariance matrix Σ^{ab} :

$$\Sigma^{ab} = (\Gamma^{-1})^{ab} , \quad (20)$$

where Γ^{-1} is the inverse of Fisher matrix. In this way we can define the error associated to the parameter x^a as

$$\sigma_a = \sqrt{\Sigma^{aa}} , \quad (21)$$

and the correlation coefficient between x^a and x^b as

$$c_{ab} = \frac{\langle \Delta x^a \Delta x^b \rangle}{\Sigma^{aa}\Sigma^{bb}} = \frac{\Sigma^{ab}}{\sqrt{\Sigma^{aa}\Sigma^{bb}}} , \quad (22)$$

with $c_{ab} \in [-1, 1]$. Eq. (18) holds whether $p^{(0)}(\vec{x})$ is uniform around \vec{y} or not. In the special case when $p^{(0)}$ is Gaussian:

$$p^{(0)}(\vec{x}) \propto e^{-\frac{1}{2}\Gamma_{ab}^{(0)}(x^a - \bar{x}^a)(x^b - \bar{x}^b)} , \quad (23)$$

the probability distribution $p(\vec{x}|s)$ is Gaussian with total covariance matrix given by:

$$\Sigma_{ab} = (\Gamma_{ab} + \Gamma_{ab}^{(0)})^{-1} . \quad (24)$$

As seen in the previous section the waveform for BH ringing depends on four parameters. Rather than the damping time τ_{lmn} , we will compute the Fisher matrix in terms of the quality factor $Q_{lmn} = \pi f_{lmn} \tau_{lmn}$. This yields a 4×4 matrix in the variables $\vec{x} = (\ln A_{lmn}^+, \phi_{lmn}^+, f_{lmn}, Q_{lmn})^1$.

Moreover, as shown in [16], f_{lmn} and Q_{lmn} can be expressed in terms of the BH mass and spin variable M, j through numerical fits of the form

$$f_{lmn} = \frac{f_1 + f_2(1-j)^{f_3}}{2\pi M} , \quad Q_{lmn} = q_1 + q_2(1-j)^{q_3} , \quad (25)$$

¹ In computing the Fisher matrix, we have neglected the derivative of the spheroidal functions S_{lmn} with respect to f_{lm} and Q_{lm} . However, as noted in [16], these terms are at least quadratic in the spin j parameter, and may be considered small.

where (q_i, f_i) are fitting coefficients which depends on the particular set of number (l, m, n) (see Table VIII-X of [16]). Therefore, we will also compute the Fisher matrix in terms of the parameters $\vec{z} = (\ln A_{lmn}^+, \phi_{lmn}^+, M, j)$. The transformation between the two sets of coordinates is simply given by

$$\Gamma(\vec{z})_{ab} = [M^T]_{ac} [\Gamma(\vec{x})]_{cd} [M]_{db} , \quad (26)$$

where M is the change of basis matrix, with elements $M_{ij} = \frac{\partial x_i}{\partial z_j}$, and M^T its transpose.

Finally, it is useful to consider how to combine the information on the source's parameters, when multiple detectors are taken into account. This is indeed the case of gravitational wave interferometers, as, beside the two LIGO observatories, Virgo and KAGRA are in the final completion phase. If the experiments are all independent, the total probability distribution will be given by the product of multiple $p(\vec{x}|s)$ computed for each detector, and the individual Fisher matrices will just add linearly

$$\Gamma_{ab} = \Gamma_{ab}^{(\text{LIGO})} + \Gamma_{ab}^{(\text{Virgo})} + \dots , \quad (27)$$

with the final covariance matrix obtained inverting Γ_{ab} . In the same spirit, the total SNR will be given by the sum in quadrature of the single-interferometer quantities, namely

$$\rho^2 = \rho_{(\text{LIGO})}^2 + \rho_{(\text{Virgo})}^2 + \dots . \quad (28)$$

C. Multiple modes

BH spectroscopy may provide a crucial assessment of the no-hair theorem, confirming the uniqueness of the Kerr hypothesis for isolated astrophysical BHs in General Relativity. However, a genuine test of the such principle requires the detection of at least two QNMs, and this leads to identify how much energy is stored in the secondary oscillations, and what is the SNR required to distinguish the dominant component from the weaker one. It is worth to remark that it has been recently shown that, according to population synthesis studies, it seems unlikely to have BH evolutionary scenarios leading to GW signals strong enough to distinguish between multiple QNMs with one single detector [32]. The numerical results for the multimode analysis presented here are therefore more speculative, and may be considered as reference and complementary to the analysis developed in [32]. Nonetheless, we will prove how joint observations of multiple interferometers may lead to a more favorable prospect for testing GR in the strong field regime.

The multi-component analysis can be described starting from the discussion presented in Sec. II A, as we replace the single mode polarizations (2)-(3), with a infinite sum over all the possible configurations specified by the triplets (l, m, n) :

$$h_+ = \sum_{lmn} \frac{M}{r} \Re \left[\mathcal{A}_{lmn}^+ e^{i(\omega_{lmn}t + \phi_{lmn}^+)} e^{-t/\tau_{lmn}} S_{lmn} \right] , \quad (29)$$

$$h_\times = \sum_{lmn} \frac{M}{r} \Im \left[\mathcal{A}_{lmn}^\times e^{i(\omega_{lmn}t + \phi_{lmn}^\times)} e^{-t/\tau_{lmn}} S_{lmn} \right] . \quad (30)$$

In this work we will consider only the case in which two modes with the same overtone number n are excited simultaneously. In this scenario the Fisher matrix (19) becomes a 8×8 matrix in the variables $(\ln A_{lmn}^+, \phi_{lmn}^+, f_{lmn}, Q_{lmn}, \ln A_{l'm'n'}^+, \phi_{l'm'n'}^+, f_{l'm'n'}, Q_{l'm'n'})$. However, as far as we consider components with the same overtone number $n = n'$, the angular average and the orthogonality of spheroidal functions (cfr. Eq. (4)) decouple QNMs with different l and m . This property simplifies our calculations since the total Fisher matrix Γ_{ab} can be written as the sum of the matrices $\Gamma_{ab}^{(1,2)}$ computed for each mode :

$$\Gamma_{ab} = \begin{pmatrix} \Gamma_{ab}^{(1)} & 0 \\ 0 & \Gamma_{ab}^{(2)} \end{pmatrix} \quad (31)$$

This also applies to the total SNR, which in turn is defined as the sum $\rho = \sqrt{\rho^{(1)} + \rho^{(2)}}$.

III. NUMERICAL RESULTS

Our results are based on the numerical integration of Eq. (12), and (19). We will consider QNM produced by BHs with mass $M \in [10, 70]M_\odot$ and spin parameter $j \in [0.1, 0.9]$ at prototypic distances of 400Mpc. We note that

the gravitational wave amplitude scales as d^{-1} , and therefore $\Sigma_{ab} = (\Gamma_{ab})^{-1} \propto d^2$. As a consequence the errors on the source parameters are proportional to the source distance d . In the single QNM analysis we compute the Fisher matrix for the fundamental mode with $n = 0$, $l = m = 2$, assuming a favorable scenario with radiation efficiency $\epsilon_{\text{QNM}} = 0.03$, and a negative scenario with $\epsilon_{\text{QNM}} = 0.01$. These values are consistent with the numerical results of [33], where the ringdown efficiency was found to be proportional to the symmetric mass ratio of the (non spinning) binary progenitor, i.e. $\epsilon_{\text{QNM}} = 0.44\nu^2$, with $\nu = m_1 m_2 / (m_1 + m_2)^2$. In particular the optimistic and the pessimistic case can be related respectively to an equal mass system ($\nu = 0.25$), and an asymmetric binary with $\nu \simeq 0.1$. Moreover, following [16], we fix $N_\times = 1$ and $\phi_{lmn}^+ = \phi_0 = 0$, both for single, and two-mode analysis. In the latter, we will focus on the subdominant components with $n = 0$, $l = m = 3$ and $l = m = 4$, assuming astrophysical events in which the energy stored in the secondary mode is 1/10 of the fundamental one². Finally, we take into account up to four interferometers: the two LIGO (H and L), Virgo (V) and KAGRA (K). For both the AdLIGO sites we assume the noise spectral density given by the `ZERO_DET_highP` anticipated design sensitivity [34], while for Virgo and the Japanese detector we consider the numerical data obtained in [35] and [36], respectively.

A. Single mode detection

As far as only one interferometer is considered, we will assume that the signal is observed by a single AdLIGO detector. Moreover, to better quantify the measurements accuracy we will show our results in terms of the relative (percentage) error $\Delta i = \sigma_i / i$, where $i = (f_{lmn}, Q_{lmn}, M, j)$.

In Fig. 1 we show contour plots of Δf_{22} and ΔQ_{22} as a function of the BH mass and spin, for the optimistic case $\epsilon_{\text{QNM}} = 0.03$. Moreover, we plot curves of constant SNR, given by the white dashed lines, with $\rho = 8$ and $\rho = 16$. For all the configurations considered we found relative errors on the fundamental frequency between $\sim 1\%$ ad 20% , while for the quality factor the accuracy strongly decreases, leading to $100\% \gtrsim \Delta Q_{22} \gtrsim 20\%$. As expected, in both cases heavy systems, with $M \gtrsim 50 M_\odot$, provide the most precise measurements, as the total SNR increases with the BH mass. We also note that these results seem rather insensitive to the intrinsic angular momentum j .

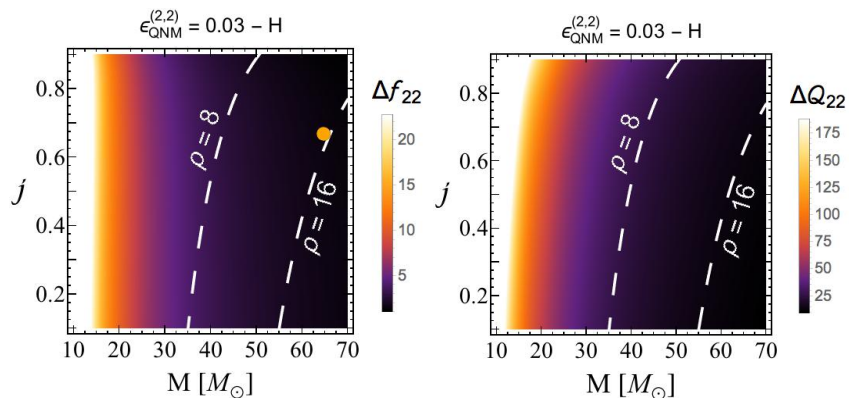


FIG. 1: Contour plots for Δf_{22} in the $M - j$ plane for the frequency (left panel) and the quality factor (right panel) of the fundamental mode $l = m = 2$. The plots refers to a BH at $r = 400$ Mpc, with radiation efficiency $\epsilon_{\text{QNM}} = \epsilon_{\text{QNM}}^{(2,2)} = 0.03$. The white dashed curves identify lines of constant SNR, computed assuming a single detector with the AdLIGO sensitivity. The orange dot identifies a BH configuration with the same mass and spin of GW150914.

To be more qualitative, in Fig. 2 we plot contour lines of fixed relative uncertainty $\Delta f_{22} = (10, 5, 2)\%$ and $\Delta Q_{22} (20, 10)\%$. The left panel of the figure shows that a parameter space does exist, which allows the mode frequency f_{22} to be determined with good precision. In particular, for $M \lesssim 30 M_\odot$ we do not expect errors smaller than 5%, regardless the the final BH spin. However, more massive objects lead in principle to very accurate measurement of f_{22} . Detections with relative accuracy of the order of 1-2% require signals with $30 M_\odot \lesssim M \lesssim 60 M_\odot$ which correspond to an SNR range $\rho \in 8 \div 16$. Again, these results are nearly independent from the BH final spin. We note that a GW150914-like event, with $M = 67.4 M_\odot$ and $j = 0.67$ [37] would lie at the edge of the $\rho = 16$ curve (orange dot in

² Since fixed, hereafter we will omit the subscript n for the frequency mode f_{lm} and quality factor Q_{lm} .

the figure), leading to $\Delta f_{22} \sim 1.4\%^3$.

This picture changes for the quality factor, which in general can be measured with smaller precision. The right panel of Fig. 1 shows that stellar mass BHs with $M \lesssim 40 M_\odot$ always lead to errors bigger than 20%. In order to determine Q_{22} with a relative accuracy $\Delta Q_{22} < 10\%$ we need high SNR ringdown events, namely $\rho \gg 16$, which lie within the high mass regime. Moreover, unlike the mode frequency, the error on the quality factor deteriorates as j increases and shows a stronger correlation with the BH final spin, especially for $j \gtrsim 0.6$.

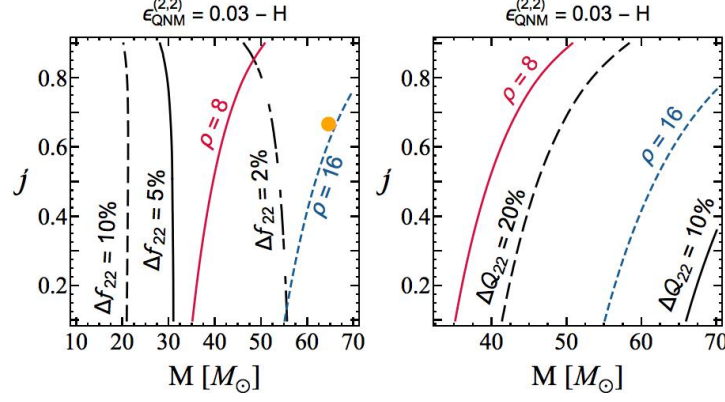


FIG. 2: Same as Fig. 1, but for contour lines of fixed relative uncertainty for the frequency (left) and the quality factor (right) of the dominant mode with $l = m = 2$.

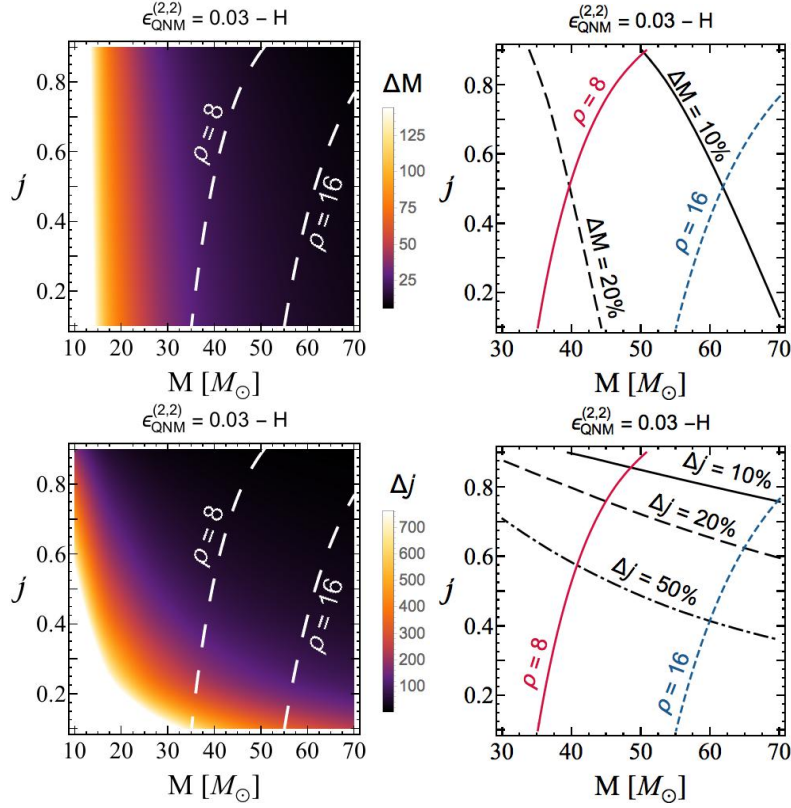


FIG. 3: Same as Fig. 1-2 but for the relative errors on the BH mass M and spin parameter j , derived from Δf_{22} and ΔQ_{22} .

³ Using the real distance measured by the LIGO collaboration $d = 410$ Mpc, and the O1 configuration for the noise spectral density which is roughly a factor 2 worse than the design sensitivity, we find $\Delta f_{22} \sim 2.9\%$, consistent with the error quoted in [38], i.e. $\sigma_{f_{22}}/f_{22} \sim 3.2\%$.

As discussed in the previous section, the semi-analytic relations (25) allow to directly compute the error mass and the angular momentum of the final BH from its ringdown frequency and damping time⁴, supplied by the coordinate transformation (26). The values of these uncertainties are shown in Fig. 3.

From the left contour plots we immediately note that the relative errors become looser. In particular, for the BH mass we find $100\% \lesssim \Delta M \lesssim 10\%$, while for the spin this picture worsens, and we are able to constrain j at the level of 50% or less in a limited portion of the parameter space only. The right panels show again that for a fixed j the error ΔM decrease as the BH mass grows. This is also true if we fix the M and we move to larger values of the spin. However, accuracy of the order of percent would require more massive or maximally spinning objects. The data show a strong dependence between M and j , with correlation coefficients $c_{Mj} > 0.98$ for all the configuration considered. As pointed out in [13], this feature would be helpful to determine through gravitational wave observations one of the two quantities, as the other has been measured independently by a distinct experiment. The right panel of the figure shows that thigh constraints on j seem more difficult to achieve, unless we consider rapidly rotating BH. Indeed, below $j \sim 0.6$, none of the configurations considered yield $\Delta j \lesssim 20\%$, regardless of the body mass. Finally, as noted at the beginning of this Section, the uncertainties scale linearly with the source distance. As a consequence, binary systems at $d = 100$ Mpc would translate the solid black curves of Fig. 3 into $\Delta M \sim \Delta j \sim 2\%$.

It is interesting to understand how the previous bounds improve, as we consider multiple detectors observing the gravitational wave signal simultaneously. In the left panel of Fig. 4 we show contour lines for fixed errors on the frequency and quality factor, $\Delta f_{22} = 2\%$ and $\Delta Q_{22} = 10\%$, with increasing number of interferometers. As a neat result, in both cases the curves move to a lower mass range, making the parameter space available for measurements of higher accuracy. This is particularly evident for the quality factor, where configurations with $M > 40M_\odot$ allow to reach relative errors smaller than 10%. In the right panel of the same figure we show how these changes reflect into

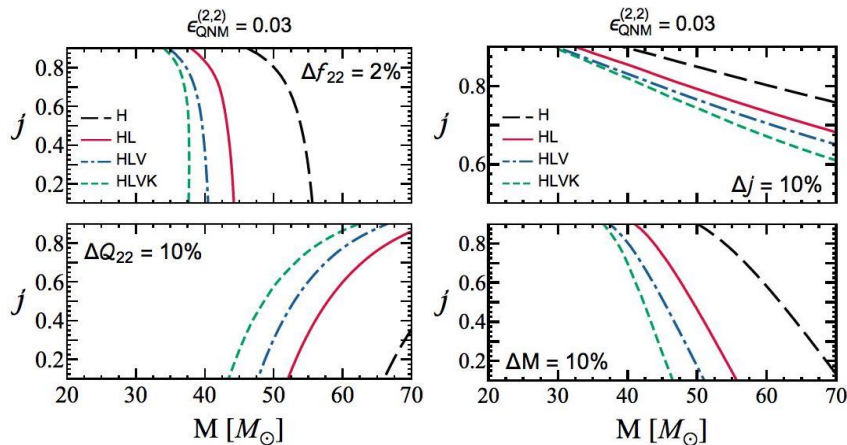


FIG. 4: Contour plots for fixed relative errors on the frequency/quality factor (left), mass/spin (right), as a function of the number of interferometers, for the optimistic scenario $\epsilon_{\text{QNM}} = 0.03$.

the BH mass and spin. Although ΔM seems to improve more significantly, the bound on j remains still quite loose: even with four detectors, accuracy of 10% would require spin parameters larger than 0.6 and massive objects.

All the results derived so far can be immediately translated into the pessimistic scenario with $\epsilon_{\text{QNM}} = 0.01$. Indeed, the radiation efficiency acts as a multiplicative factor for the gravitational wave amplitude, which makes the relative errors proportional to⁵ $1/\epsilon_{\text{QNM}}$. As a golden rule, the uncertainties can be simply rescaled depending on the overall amount of energy stored into the modes. In particular, in our case the bounds weaken, with the errors increasing by a factor of 3. This is particularly penalizing for the quality factor, as we wouldn't have $\Delta Q_{22} \lesssim 50\%$ for BH lighter than $45M_\odot$ (cfr. right panel of Fig. 1 for $\epsilon_{\text{QNM}} = 0.01$).

⁴ As pointed out in [16] single mode detection is not able to uniquely bound the values of mass and spin, as there are multiple combinations of (M, j, l, m, n) yielding the same frequency and damping time.

⁵ Viceversa the SNR scales as $\rho \propto \epsilon_{\text{QNM}}$.

B. Multiple modes

Future detections of a secondary mode would represent a precious source of information on the nature of the compact object, especially as far as strong-field tests of the no-hair theorem are concerned. Therefore, in this section we focus on the detectability of the $l = m = 3$ and $l = m = 4$ QNMs, which provide (for non-spinning binaries) the largest contribution to the total GW energy budget [39–41]. As previously described, we consider physical scenarios in which the second mode carries a fraction 10^{-1} of the energy radiated by the $l = m = 2$ component.

In the top row of Fig. 5 we show the BH configurations leading to fixed errors on f_{33} and f_{44} as a function of mass and spin, for our optimistic scenario. The two figures yield some similar features, regardless of the specific choice of (l, m) . As expected, the relative errors worsen, as a result of the lower total energy stored into the modes, and the higher frequencies⁶. In this case, for the same BH models shown in Fig. 1, Δf_{33} and Δf_{44} are around $\sim 3 \div 5$ and $\sim 5 \div 7$ times larger than the uncertainties of the $l = m = 2$ mode, respectively. This is more evident for the term with $l = m = 4$, for which higher accuracy measurements shift to the end of the mass and spin ranges, $M \sim 70M_\odot$ and $j \gtrsim 0.7$. Moreover, within the parameter space considered, the SNR of the secondary modes are always $[80 \div 90]\%$ smaller of the SNR obtained for the $l = m = 2$ component. These changes are more dramatic for the quality factor, as the bottom row of Fig. 5 shows that it would even be difficult for AdLIGO *alone* to set a bound $\Delta Q_{33} = 50\%$. Accuracy of the order of $\Delta Q_{33} \lesssim 40\%$ would require BH configurations out of the considered parameter space. As seen for the single mode analysis, these bounds improve when a network of interferometers is considered. With four instruments at design sensitivity we would roughly gain a factor of 2, shifting the constraint $\Delta Q_{33} = 50\%$ to lower masses, and allowing the parameter space to set narrower constraints. Multiple detections would be particularly relevant for the $l = m = 4$ case, since with only one LIGO site, all the prototype BHs analyzed lead to uncertainties $\Delta Q_{44} \gg 50\%$. However, from the last bottom panel of Fig. 5 we note that for both the $l = m = 3$ and the $l = m = 4$ modes even four detectors would provide poor bounds, leaving the quality factors unconstrained, i.e. $\Delta Q_{33} = \Delta Q_{44} > 100\%$, in a significant portion of the parameter space.

As a final comment, we note that the relative uncertainties presented in Fig. 5 would strongly deteriorate for the astrophysical scenario in which $\epsilon_{\text{QNM}}^{(3,3)} = \epsilon_{\text{QNM}}^{(2,2)}/10 = 0.001$, increasing, as discussed before, by a factor of 3. Although still loosing sensitive to the the QNM frequency, the pessimistic assumption would make the interferometers essentially blind to the quality factor of the second mode.

⁶ For a fixed j the mode frequency f_{lm} increases with l .

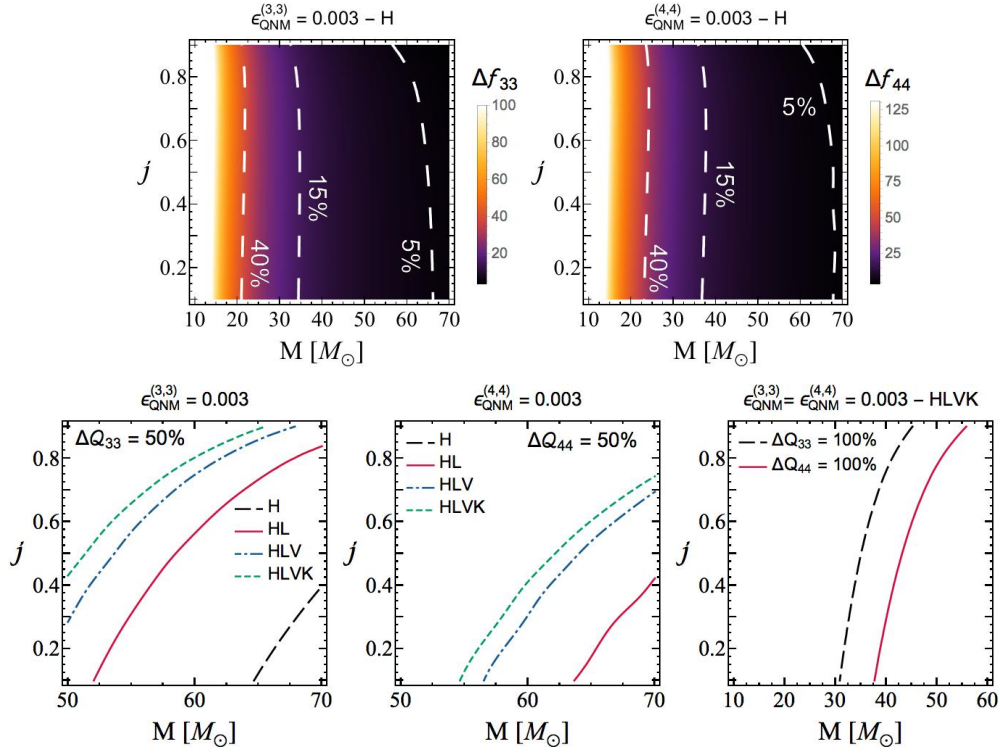


FIG. 5: (Top) Contour plots of relative uncertainty for the frequency of the $l = m = 3$ and $l = m = 4$ modes, with $\epsilon_{\text{QNM}}^{(3,3)} = \epsilon_{\text{QNM}}^{(4,4)} = 0.003$. (Bottom) Curves of fixed accuracy $\Delta Q_{33} = \Delta Q_{44} = (50, 100)\%$ for a network of interferometers with increasing number of detectors.

It is worth to remark that before discussing the errors on the secondary modes, we should have clarified whether the two components can be distinguished within the noise. As already discussed in literature, we follow a two-criterion analysis [16, 22].

First, we identify a threshold SNR, which each QNM has to exceed in order to be visible. We set this value to $\rho_{\text{th}} = 5$. Then, in order to be able to disentangle the features between two modes characterized by frequencies and quality factors (f_1, f_2) and (Q_1, Q_2) we employ a Rayleigh criterion, which specifically introduce the critical SNR ratios

$$\frac{\rho_{\text{cr}}^f}{\rho^{(l,m)}} = \frac{\max(\sigma_{f_1}, \sigma_{f_2})}{|f_1 - f_2|}, \quad (32)$$

$$\frac{\rho_{\text{cr}}^Q}{\rho^{(l,m)}} = \frac{\max(\sigma_{Q_1}, \sigma_{Q_2})}{|Q_1 - Q_2|}, \quad (33)$$

where $\rho^{(l,m)}$ refers to the single component. In our analysis $f_1 = f_{22}$, $Q_1 = Q_{22}$, while (f_2, Q_2) correspond either to the $l = m = 3$ or $l = m = 4$ term. To distinguish the frequency or the quality factor between the modes we ask that

$$\mathcal{R}_s^{(l,m)} = \min \left(\frac{\rho_{\text{cr}}^f}{\rho^{(l,m)}}, \frac{\rho_{\text{cr}}^Q}{\rho^{(l,m)}} \right) < 1, \quad (34)$$

while, to resolve both

$$\mathcal{R}_b^{(l,m)} = \min \left(\frac{\rho_{\text{cr}}^f}{\rho^{(l,m)}}, \frac{\rho_{\text{cr}}^Q}{\rho^{(l,m)}} \right) < 1. \quad (35)$$

The ratios between the SNR for the $(3, 3)$ mode and the critical values $\mathcal{R}_s^{(3,3)}$ and $\mathcal{R}_b^{(3,3)}$ are plotted in Fig. 6. The right panel shows that the second condition $\mathcal{R}_b < 1$ is never satisfied by the considered configurations, and therefore AdLIGO alone would not be able to resolve both f_{lm} and Q_{lm} . Nevertheless, looking at the left panel, it seems that for $M > 20M_\odot$ the two QNM frequencies (or quality factors) can always be distinguished, as $\mathcal{R}_s < 1$.

However, as shown in the top-left panel of Fig. 7, a computation of the $l = m = 3$ SNR points out that none of the BH configurations satisfies the first detectability condition $\rho^{(3,3)} \geq \rho_{\text{th}} = 5$. This results confirm the statistical

analysis carried out in [32], suggesting that multimode analysis seems unfeasible with only one interferometer. Overall, these data do not change qualitatively if we consider as secondary mode the $l = m = 4$ component.

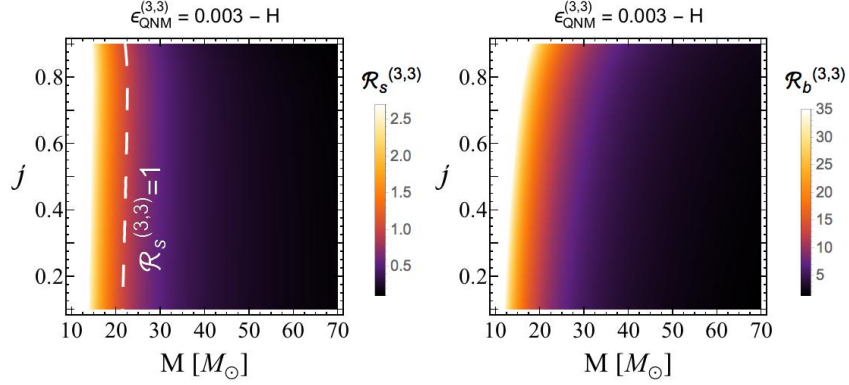


FIG. 6: Contour plots for the critical values \mathcal{R}_s and \mathcal{R}_b required to distinguish frequencies and quality factors of the $l = m = 2$ and the $l = m = 3$ modes.

The prospect of BH spectroscopy increases as far as a network of detector will be operational. The remaining three contour plots of Fig. 7 show the evolution of $\rho^{(3,3)}$ as a function of the number of interferometers. We immediately note how the white-dashed curve, which identifies the BH configuration leading to $\rho_{\text{th}} = 5$, shifts within the parameter space. Such enhancement allows to analyze ringdown events which fulfil the threshold condition $\rho^{(3,3)} \geq 5$.

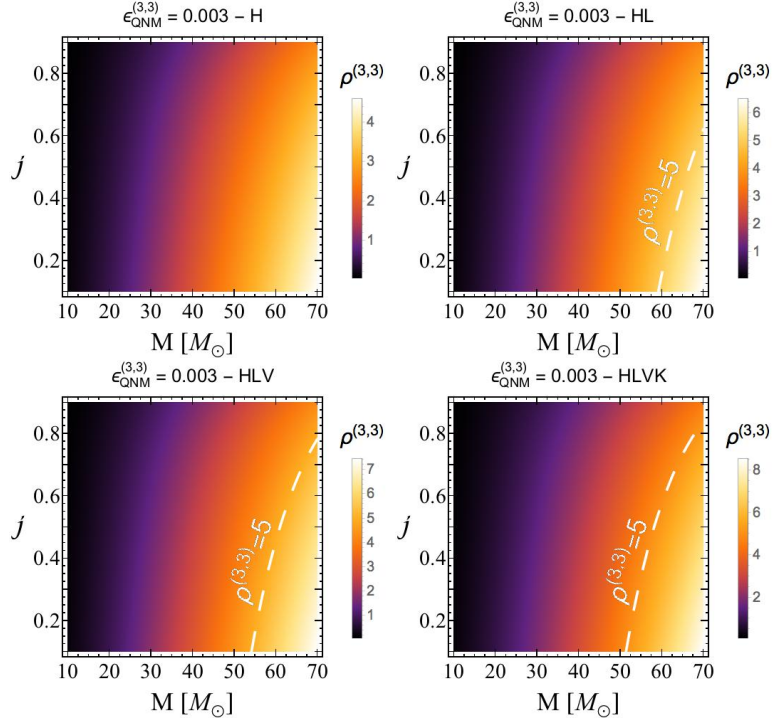


FIG. 7: Change in the SNR for the secondary mode $\rho^{(3,3)}$, as a function the number of terrestrial interferometers. The white dashed curve correspond to the threshold $\rho^{(3,3)} = 5$.

At the same time, the critical ratios (34)-(35) also improve, as shown in Fig. 8, where for sake of clarity we only consider the case with four detector at design sensitivity. Beside a small change of the condition $\mathcal{R}_s = 1$ to BH masses lower than $20M_\odot$, the most interesting result is that for $M \gtrsim 55M_\odot$ also the second criterion, $\mathcal{R}_b^{(3,3)} < 1$, is satisfied. Therefore, a complete synergy between the current and near-future facilities is crucial to fully exploit BH spectroscopy to probe the validity of the no-hair theorem.

As final remark, we note that in the the less optimistic scenario with energy radiated $\epsilon_{\text{QNM}} = 0.01$, even with

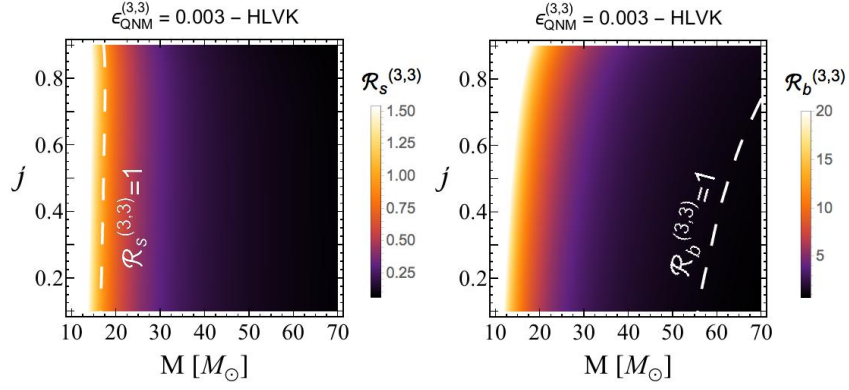


FIG. 8: Same as Fig. 6 but for the case of four interferometers observing the ringdown event.

four detectors, all the BH analyzed would provide $\rho^{(3,3)} < 5$, making the detection of the subdominant mode, and therefore strong-field tests of GR, extremely more difficult to achieve. However, more sophisticated data analysis techniques would also improve this picture. Indeed, as recently shown in [24], coherent stacking of several ringdown events would significantly increase the SNR of the secondary mode, leading therefore to a more precise estimate of its fundamental parameters.

IV. CONCLUSIONS

With the LIGO observatories already operational and Virgo in the final completion phase, gravitational wave astronomy represents an exciting and active field of research. Advanced interferometers, supplied by the expected detection rates [42, 43], promise to detect compact binary coalescences as a weekly routine, leading to a new flood of data to be analyzed. Astrophysical BHs produced by such systems are ideal candidates to investigate gravity in extreme conditions, and to test the validity of GR foundations, as the no-hair theorem, through emission of QNMs.

In this paper we have analyzed the detectability of such signals. Using a Fisher matrix approach, we have spanned the BH-parameter space, focusing on the constraints that current and near future terrestrial detectors will be able to set on the ringdown parameters. Our numerical results can be summarized as follows.

- For a single mode detection, in a favorable scenario with radiated energy $\epsilon_{\text{QNM}} = 0.03$, frequency and quality factor of the fundamental (2,2) mode can be measured with relative accuracy of $20\% \lesssim \Delta f_{22} \lesssim 1\%$ and $100\% \lesssim \Delta Q_{22} \lesssim 20\%$, respectively. A pessimistic assumption with $\epsilon_{\text{QNM}} = 0.01$ would increase these errors by a factor of 3.
- These values impact on our ability to constrain mass and spin of the newly born BH. Relative errors of $20\% \lesssim \Delta M \lesssim 10\%$ are feasible for $M \gtrsim 40M_\odot$ only, while for the angular momentum we obtain $50\% \lesssim \Delta j \lesssim 10\%$ for $j > 0.4$ only, almost independently from the BH final mass.
- The previous estimates improve with multiple detectors. Four interferometers at design sensitivity would reduce the relative errors roughly by a factor of 2.
- AdLIGO alone is not able to perform test of GR with a single ringdown observation. For the configurations considered in this paper, all the events yield secondary modes with $l = m = 3$ and $l = m = 4$ under the SNR threshold $\rho_{\text{th}} = 5$. This would make impossible to extract the subdominant components from the instrument's noise.
- A network of detectors at full sensitivity will be able to fully exploit the multi mode analysis distinguishing both the frequency and the quality factor of the first and second QNMs, allowing for strong field tests of the no-hair theorem.

Acknowledgments

A.M. acknowledges Claudia Lazzaro and Irene di Palma for useful and stimulating discussions. P. L. is supported by the NSF Grants No. 1505824 and No. 1333360.

-
- [1] B. P. Abbott et al. (Virgo, LIGO Scientific), Phys. Rev. Lett. **116**, 061102 (2016), 1602.03837.
 - [2] B. P. Abbott et al. (Virgo, LIGO Scientific), Phys. Rev. Lett. **116**, 241103 (2016), 1606.04855.
 - [3] K. D. Kokkotas and B. G. Schmidt, Living Rev. Rel. **2**, 2 (1999), gr-qc/9909058.
 - [4] C. V. Vishveshwara, Nature **227**, 936 (1970).
 - [5] S. A. Teukolsky, Astrophys. J. **185**, 635 (1973).
 - [6] S. Chandrasekhar and S. L. Detweiler, Proc. Roy. Soc. Lond. **A344**, 441 (1975).
 - [7] R. H. Price and J. Pullin, Phys. Rev. Lett. **72**, 3297 (1994), gr-qc/9402039.
 - [8] D. L. Wiltshire, M. Visser, and S. M. Scott, *The Kerr spacetime: Rotating black holes in general relativity* (Cambridge University Press, 2009), ISBN 9780521885126, URL <http://www.cambridge.org/catalogue/catalogue.asp?isbn=9780521885126>.
 - [9] V. Cardoso and L. Gualtieri, Class. Quant. Grav. **33**, 174001 (2016), 1607.03133.
 - [10] S. W. Hawking, Phys. Rev. Lett. **26**, 1344 (1971), URL <http://link.aps.org/doi/10.1103/PhysRevLett.26.1344>.
 - [11] P. Amaro-Seoane et al., GW Notes **6**, 4 (2013), 1201.3621.
 - [12] P. Amaro-Seoane et al., Class. Quant. Grav. **29**, 124016 (2012), 1202.0839.
 - [13] F. Echeverria, Phys. Rev. **D40**, 3194 (1989).
 - [14] E. E. Flanagan and S. A. Hughes, Phys. Rev. D **57**, 4566 (1998), URL <http://link.aps.org/doi/10.1103/PhysRevD.57.4566>.
 - [15] E. E. Flanagan and S. A. Hughes, Phys. Rev. **D57**, 4535 (1998), gr-qc/9701039.
 - [16] E. Berti, V. Cardoso, and C. M. Will, Phys. Rev. D **73**, 064030 (2006), URL <http://link.aps.org/doi/10.1103/PhysRevD.73.064030>.
 - [17] E. Berti, J. Cardoso, V. Cardoso, and M. Cavaglia, Phys. Rev. **D76**, 104044 (2007), 0707.1202.
 - [18] O. Dreyer, B. J. Kelly, B. Krishnan, L. S. Finn, D. Garrison, and R. Lopez-Aleman, Class. Quant. Grav. **21**, 787 (2004), gr-qc/0309007.
 - [19] S. Gossan, J. Veitch, and B. S. Sathyaprakash, Phys. Rev. **D85**, 124056 (2012), 1111.5819.
 - [20] I. Kamaretsos, M. Hannam, S. Husa, and B. S. Sathyaprakash, Phys. Rev. **D85**, 024018 (2012), 1107.0854.
 - [21] H. Nakano, T. Tanaka, and T. Nakamura, Phys. Rev. **D92**, 064003 (2015), 1506.00560.
 - [22] S. Bhagwat, D. A. Brown, and S. W. Ballmer, Phys. Rev. **D94**, 084024 (2016), 1607.07845.
 - [23] V. Cardoso, E. Franzin, and P. Pani, Phys. Rev. Lett. **116**, 171101 (2016), [Erratum: Phys. Rev. Lett. **117**, no. 8, 089902 (2016)], 1602.07309.
 - [24] H. Yang, K. Yagi, J. Blackman, L. Lehner, V. Paschalidis, F. Pretorius, and N. Yunes (2017), 1701.05808.
 - [25] J. Aasi, J. Abadie, B. P. Abbott, R. Abbott, T. Abbott, M. R. Abernathy, T. Accadia, F. Acernese, C. Adams, T. Adams, et al., Classical and Quantum Gravity **32**, 115012 (2015), URL <http://stacks.iop.org/0264-9381/32/i=11/a=115012>.
 - [26] F. Acernese, M. Agathos, K. Agatsuma, D. Aisa, N. Allemandou, A. Allocca, J. Amarni, P. Astone, G. Balestri, G. Ballardin, et al., Classical and Quantum Gravity **32**, 024001 (2015), URL <http://stacks.iop.org/0264-9381/32/i=2/a=024001>.
 - [27] K. Somiya, Classical and Quantum Gravity **29**, 124007 (2012), URL <http://stacks.iop.org/0264-9381/29/i=12/a=124007>.
 - [28] E. Berti, V. Cardoso, and A. O. Starinets, Class. Quant. Grav. **26**, 163001 (2009), 0905.2975.
 - [29] B. S. Sathyaprakash and B. F. Schutz, Living Rev. Rel. **12**, 2 (2009), 0903.0338.
 - [30] E. Berti, V. Cardoso, and M. Casals, Phys. Rev. **D73**, 024013 (2006), [Erratum: Phys. Rev. **D73**, 109902 (2006)], gr-qc/0511111.
 - [31] C. Cutler and E. E. Flanagan, Phys. Rev. D **49**, 2658 (1994), URL <http://link.aps.org/doi/10.1103/PhysRevD.49.2658>.
 - [32] E. Berti, A. Sesana, E. Barausse, V. Cardoso, and K. Belczynski, Phys. Rev. Lett. **117**, 101102 (2016), 1605.09286.
 - [33] E. Berti, V. Cardoso, J. A. Gonzalez, U. Sperhake, M. Hannam, S. Husa, and B. Bruegmann, Phys. Rev. **D76**, 064034 (2007), gr-qc/0703053.
 - [34] <https://dcc.ligo.org/cgi-bin/DocDB/ShowDocument?docid=2974>.
 - [35] <https://dcc.ligo.org/LIGO-P1200087-v19/public>.
 - [36] <http://gwcenter.icrr.u-tokyo.ac.jp/en/researcher/parameter>.
 - [37] B. P. Abbott et al. (Virgo, LIGO Scientific), Phys. Rev. Lett. **116**, 241102 (2016), 1602.03840.
 - [38] B. P. Abbott et al. (Virgo, LIGO Scientific), Phys. Rev. Lett. **116**, 221101 (2016), 1602.03841.
 - [39] A. Buonanno, G. B. Cook, and F. Pretorius, Phys. Rev. D **75**, 124018 (2007), URL <http://link.aps.org/doi/10.1103/PhysRevD.75.124018>.
 - [40] E. Berti, V. Cardoso, J. A. Gonzalez, U. Sperhake, M. Hannam, S. Husa, and B. Brügmann, Phys. Rev. D **76**, 064034 (2007), URL <http://link.aps.org/doi/10.1103/PhysRevD.76.064034>.
 - [41] J. Healy, P. Laguna, L. Pekowsky, and D. Shoemaker, Phys. Rev. **D88**, 024034 (2013), 1302.6953.

- [42] M. Dominik, K. Belczynski, C. Fryer, D. Holz, E. Berti, T. Bulik, I. Mandel, and R. O’Shaughnessy, *Astrophys. J.* **759**, 52 (2012), 1202.4901.
- [43] M. Dominik, E. Berti, R. O’Shaughnessy, I. Mandel, K. Belczynski, C. Fryer, D. Holz, T. Bulik, and F. Pannarale, *Astrophys. J.* **806**, 263 (2015), 1405.7016.