

# Thermal Inflation with a Thermal Waterfall Scalar Field Coupled to a Light Spectator Scalar Field

Konstantinos Dimopoulos<sup>a</sup>, David H. Lyth<sup>b</sup> and Arron Rumsey<sup>c</sup>

*Consortium for Fundamental Physics  
Physics Department, Lancaster University  
Lancaster, LA1 4YB, UK*

<sup>a</sup> [konst.dimopoulos@lancaster.ac.uk](mailto:konst.dimopoulos@lancaster.ac.uk), <sup>b</sup> [d.lyth@lancaster.ac.uk](mailto:d.lyth@lancaster.ac.uk), <sup>c</sup> [a.rumsey@lancaster.ac.uk](mailto:a.rumsey@lancaster.ac.uk)

July 16, 2018

A new model of thermal inflation is introduced, in which the mass of the thermal waterfall field is dependent on a light spectator scalar field. Using the  $\delta N$  formalism, the “end of inflation” scenario is investigated in order to ascertain whether this model is able to produce the dominant contribution to the primordial curvature perturbation. A multitude of constraints are considered so as to explore the parameter space, with particular emphasis on key observational signatures. For natural values of the parameters, the model is found to yield a sharp prediction for the scalar spectral index and its running, well within the current observational bounds.

# 1 Introduction

Cosmological Inflation is the leading candidate for the solution of the three main problems of the standard Big Bang cosmology: the horizon, flatness and relic problems. It also has the ability to seed the initial conditions required to explain the observed large-scale structure of the Universe [1]. In the simplest scenario, quantum fluctuations of a scalar field are converted to classical perturbations around the time of horizon exit, after which they become frozen. This gives rise to the primordial curvature perturbation,  $\zeta$ , which grows under the influence of gravity to give rise to the large-scale structure in the Universe. The simple single-field inflationary scenario is favoured by current observations [2]. However, given the richness and complexity of the theories beyond the standard model, this simple picture seems unlikely.

Moving away from this simplest scenario, there has been much work done on generating the observed  $\zeta$  in other scenarios, such as the curvaton [3–14], inhomogeneous reheating [5, 10–13, 15–20], “end of inflation” [9, 20–26] (also see [27]) and inhomogeneous phase transition [28] (also see [29]).

One particular model of inflation is thermal inflation [30–33], which is a brief period of inflation that could have occurred after a period of prior primordial inflation. Thermal inflation lasts too little to solve the problems of the standard Big Bang cosmology that motivate primordial inflation, but it may be rather useful to dilute any dangerous relics that are not dealt with by primordial inflation such as moduli fields or gravitinos. Another interesting byproduct of thermal inflation is changing the number of e-folds before the end of primordial inflation, which correspond to the cosmological scales. This has an immediate effect on inflationary observables and can assist in inflation model building [34, 35].

Thermal inflation occurs due to finite-temperature effects arising from a coupling between a so-called thermal waterfall scalar field  $\phi$  and the thermal bath created from the partial or complete reheating from primordial inflation. Thermal field theory gives a thermal contribution  $g^2 T^2 \phi^2$  to the effective scalar potential, where  $g$  is the coupling constant of the interaction between  $\phi$  and the thermal bath and  $T$  is the bath’s temperature. This results in a thermal correction to the effective mass of  $g^2 T^2$ . This thermal mass can temporarily trap the thermal waterfall field on top of a false vacuum, resulting in inflation. However, as time goes by, the thermal mass of  $\phi$  decreases such that a phase transition sends  $\phi$  to its vacuum expectation value (VEV) and inflation is terminated.

Despite occurring much later than primordial inflation, thermal inflation may produce a substantial contribution to the curvature perturbation. This

is how. The mass of a given scalar field may depend on the expectation value of another scalar field. [9, 13, 16–19, 21–24, 28, 29]. More specifically, the mass of a thermal waterfall field  $\phi$  that is responsible for a bout of thermal inflation could be dependent on another scalar field  $\psi$ . We will call this  $\psi$  a spectator field, because it needs not affect the dynamics of the Universe at any time. If  $\psi$  is light during primordial inflation, its quantum fluctuations are converted to almost scale-invariant classical field perturbations at around the time of horizon exit. If  $\psi$  remains light all the way up to the end of thermal inflation, then thermal inflation will end at different times in different parts of the Universe, because the value of the spectator field determines the mass of the thermal waterfall field  $\phi$ , which in turn determines the end of thermal inflation. This is the “end of inflation” mechanism [21] and it can generate a contribution to the primordial curvature perturbation  $\zeta$ . The motivation of this work is to explore this scenario to see if it can produce the dominant contribution to the primordial curvature perturbation with characteristic observational signatures, in which the inflaton’s contribution to the perturbation can be ignored.<sup>1</sup> As such, inflation model building is liberated from the requirements to generate  $\zeta$ , which substantially reduces fine-tuning and renders viable many otherwise observationally excluded inflation models [37].

It should be noted that this scenario is very similar to that in Ref. [20]. However, in that paper the authors use a modulated coupling constant rather than a modulated mass. Also, the treatment that has been given to the work in this paper is much more comprehensive. One example of this is in the consideration of the effect that the thermal fluctuation of the thermal waterfall field has on the model (see Section 4.2.6). Another example is the requirement that the thermal waterfall field is thermalized (see Section 4.2.7). Also, there is no consideration given in Ref. [20] to requiring a fast transition from thermal inflation to thermal waterfall field oscillation (see Section 4.2.10), as detailed in Ref. [24], as this paper appeared after Ref. [20].

This paper is structured as follows. In Section 2 we introduce our new model. In Section 3 we give expressions for key observational quantities that are predicted by the model. In Section 4 we explore the “end of inflation” scenario and obtain in detail a multitude of constraints for our model parameters. We conclude in Section 5.

Throughout this work, natural units are used where  $c = \hbar = k_B = 1$  and Newton’s gravitational constant is  $8\pi G = M_P^{-2}$ , with  $M_P = 2.436 \times 10^{18}$  GeV being the reduced Planck Mass.

<sup>1</sup>This paper is based on the original research that was conducted as part of the thesis [36]. This research has not been published elsewhere.

## 2 A new Thermal Inflation model

The potential that we consider in our model is

$$V(\phi, \psi, T) = V_0 + \left( g^2 T^2 - \frac{1}{2} m_0^2 + h^2 \frac{\psi^{2\alpha}}{M_P^{2\alpha-2}} \right) \phi^2 + \lambda \frac{\phi^{2n+4}}{M_P^{2n}} + \frac{1}{2} m_\psi^2 \psi^2, \quad (2.1)$$

where  $\phi$  is the thermal waterfall scalar field,  $\psi$  is a light spectator scalar field,  $T$  is the temperature of the thermal bath,  $g$ ,  $h$  and  $\lambda$  are dimensionless coupling constants,  $\alpha \geq 1$  and  $n \geq 1$  are integers,  $V_0$  is a density scale (corresponding to the scale of thermal inflation) and the  $-m_0^2$  and  $m_\psi^2$  are soft mass-squared terms coming from supersymmetry (SUSY) breaking. A  $\phi^4$  term is not featured because the thermal waterfall field is a flaton, whose potential is stabilised by the higher-order non-renormalisable term [30, 31].<sup>2</sup> The non-renormalisable terms in Eq. (2.1) are the dominant terms in series over  $\alpha$  and  $n$ . One would expect the lowest order to be dominant. Indeed, we find that parameter space exists only if  $\alpha = n = 1$ . Thus, we chose these values in this paper.<sup>3</sup> With this choice, the potential in Eq. (2.1) becomes

$$V(\phi, \psi, T) = V_0 + \left( g^2 T^2 - \frac{1}{2} m_0^2 + h^2 \psi^2 \right) \phi^2 + \lambda \frac{\phi^6}{M_P^2} + \frac{1}{2} m_\psi^2 \psi^2, \quad (2.2)$$

We make the following definition

$$m^2 \equiv m_0^2 - 2h^2 \psi^2. \quad (2.3)$$

The variation of  $m(\psi)$  is

$$\delta m = -\frac{2h^2 \psi}{m} \delta \psi. \quad (2.4)$$

We only consider the case where the mass of  $\phi$  is coupled to one field. Were the mass coupled to several similar fields, the results would be just multiplied by the number of fields. If the multiple fields are different, then there will be only a small number that dominate the contribution to the mass perturbation. Therefore we consider only one for simplicity.

Using Eq. (2.3), the potential becomes

$$V(\phi, \psi, T) = V_0 + \left( g^2 T^2 - \frac{1}{2} m^2 \right) \phi^2 + \lambda \frac{\phi^6}{M_P^2} + \frac{1}{2} m_\psi^2 \psi^2. \quad (2.5)$$

This potential is shown in Fig. 1. It would appear

<sup>2</sup>Note here, that mild tuning ( $A < 1$  TeV) is needed for the quartic term due to the SUSY A-term to be ignored.

<sup>3</sup>For a full study over all possible values of  $\alpha$  and  $n$  see [36].

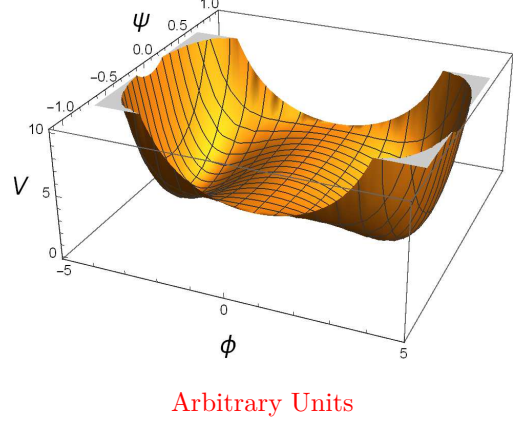


Fig. 1: The potential given by Eq. (2.5).

from the potential that domain walls will be produced, due to the fact that in some parts of the Universe  $\phi$  will roll down to  $+\langle\phi\rangle$  while in others parts it will roll down to  $-\langle\phi\rangle$ . However, being a flaton field (i.e. a flat direction in SUSY)  $\phi$  is a complex field, whose potential contains only one continuous vacuum expectation value (VEV).<sup>4</sup>

The zero temperature potential is

$$V(\phi, \psi, 0) = V_0 - \frac{1}{2} m^2 \phi^2 + \lambda \frac{\phi^6}{M_P^2} + \frac{1}{2} m_\psi^2 \psi^2. \quad (2.6)$$

Hence, the VEV is

$$\langle\phi\rangle \sim \left( \frac{m M_P}{\sqrt{\lambda}} \right)^{1/2}. \quad (2.7)$$

$V_0$  is obtained by requiring  $V(\langle\phi\rangle) = 0$  along the  $\psi=0$  direction. We find

$$V_0 \sim \frac{m_0^3 M_P}{\sqrt{\lambda}}. \quad (2.8)$$

Now, we use the Friedmann equation

$$M_P^2 H_{\text{TI}}^2 \sim V_0, \quad (2.9)$$

to obtain the Hubble parameter during thermal inflation as

$$H_{\text{TI}} \sim \left( \frac{m_0^3}{\sqrt{\lambda} M_P} \right)^{1/2}. \quad (2.10)$$

Within this thermal inflation model there are two cases regarding the decay rate of the inflaton field  $\Gamma_\varphi$ , with  $\varphi$  being the inflaton, i.e. the field driving primordial inflation prior to thermal inflation. One is the case when  $\Gamma_\varphi \gtrsim H_{\text{TI}}$ , i.e. that

<sup>4</sup>A complex  $\phi$  may result in the copious appearance of cosmic strings after the end of thermal inflation. However, as their energy scale is very low (it is  $V_0$ ), they will not have any significant effect on the CMB observables. Moreover, depending on the overall background theory, such cosmic strings may well be unstable. Thus, we can safely ignore them.

reheating from primordial inflation occurs before or around the time of the start of thermal inflation. Alternatively, there is the case when  $\Gamma_\varphi \ll H_{\text{TI}}$ , i.e. that reheating from primordial inflation occurs at some time after the end of thermal inflation.

In the case of  $\Gamma_\varphi \gtrsim H_{\text{TI}}$ , thermal inflation begins at a temperature

$$T_1 \sim V_0^{1/4} \quad (2.11)$$

$T_1$  corresponds to the temperature when the potential energy density becomes comparable with the energy density of the thermal bath, for which the density is  $\rho_\gamma \sim T^4$ .

In the case of  $\Gamma_\varphi \ll H_{\text{TI}}$ , thermal inflation begins at a temperature<sup>5</sup>

$$T_1 \sim (M_P^2 H_{\text{TI}} \Gamma_\varphi)^{1/4} \quad (2.12)$$

Initially, for  $T \geq T_1$ , the thermal waterfall field is driven to zero  $\phi \rightarrow 0$  as the thermally induced mass in Eq. (2.5) is dominant. This continues even if  $T < T_1$  as long as the mass squared of  $\phi$  remains positive. When the tachyonic mass term of the thermal waterfall field becomes equal to the thermally induced mass term (cf. Eq. (2.5)) a phase transition sends the field towards its non-zero true VEV and thermal inflation ends [30].

In both of the above cases, thermal inflation ends at a temperature

$$T_2 = \frac{m}{\sqrt{2}g}. \quad (2.13)$$

In the following, we only consider the case where  $\Gamma_\varphi \ll H_{\text{TI}}$ , in that reheating from primordial inflation occurs at some time after the end of thermal inflation, as this scenario was found to yield more parameter space than the case where  $\Gamma_\varphi \gtrsim H_{\text{TI}}$ .

### 3 $\phi$ Decay Rate, Spectral Index and Tensor Fraction

#### 3.1 $\phi$ Decay Rate

The decay rate of  $\phi$  is given by

$$\Gamma \sim \max \left\{ g^2 m, \frac{m^3}{M_P^2} \right\} \quad (3.1)$$

The first expression is for decay into the thermal bath via direct interactions and the second is for gravitational decay. We will only consider the case in which the direct decay is the dominant channel ( $g$  is not taken to be very small). This is the case when  $m \ll gM_P$ . Therefore we have just  $\Gamma \sim g^2 m$ .

<sup>5</sup>Before primordial reheating, the temperature is  $T \sim (M_P^2 H \Gamma_\varphi)^{1/4}$  [38].

#### 3.2 Spectral Index and its running

Thermal Inflation has the effect of changing the number of e-folds before the end of primordial inflation at which cosmological scales exit the horizon. This affects the value of the spectral index  $n_s$  of the curvature perturbation  $\zeta$  (see for example [34, 35]).

We assume  $\zeta$  is generated due to the perturbations of the spectator scalar field. Then, in the case of slow-roll inflation, the spectral index is given by [1]

$$n_s \simeq 1 - 2\epsilon + 2\eta_\psi. \quad (3.2)$$

where  $\epsilon$  and  $\eta_\psi$  are slow-roll parameters, defined as

$$\epsilon \equiv \frac{M_P^2}{2} \left( \frac{V'(\varphi)}{V(\varphi)} \right)^2 \quad \text{and} \quad \eta_\psi \equiv \frac{1}{3H^2} \frac{\partial^2 V}{\partial \psi^2}, \quad (3.3)$$

where  $V'(\varphi)$  is the derivative of the inflaton potential with respect to the inflaton field  $\varphi$ .  $\epsilon$  and  $\eta_\psi$  are to be evaluated at the point where cosmological scales exit the horizon during primordial inflation.

Regarding the various scalar fields involved in this model, the reason why  $\epsilon$  depends only on  $\varphi$  is because this slow-roll parameter captures the inflationary dynamics of primordial inflation, which is governed only by  $\varphi$  in our model (we are assuming that both  $\psi$  and  $\phi$  have settled to a constant value (Sections 4.2.5 and 4.2.8 respectively) by the time cosmological scales exit the horizon during primordial inflation). In a similar fashion, the reason why the slow-roll parameter  $\eta_\psi$  depends only on  $\psi$  is because this parameter captures the dependence on the spectral index of the field(s) whose perturbations contribute to the observed primordial curvature perturbation  $\zeta$ . In our case, this is only the spectator field  $\psi$ .

The definition of the running of the spectral index is [1]

$$n'_s \equiv \frac{dn_s}{d \ln k} \simeq -\frac{dn_s}{dN}, \quad (3.4)$$

the second equation coming from  $d \ln k = d \ln(aH) \simeq H dt \equiv -dN$ , where  $k = aH$ . From Eq. (3.2), we have

$$n'_s \simeq 2 \frac{d\epsilon}{dN} - 2 \frac{d\eta_\psi}{dN} \simeq 2\epsilon \frac{d \ln \epsilon}{dN} - 2 \frac{d\eta_\psi}{dN}. \quad (3.5)$$

Now, we have [1]

$$\frac{d \ln \epsilon}{dN} \simeq -4\epsilon + 2\eta, \quad (3.6)$$

where  $\eta$  is a slow-roll parameter given by

$$\eta \equiv M_P^2 \frac{V''(\varphi)}{V(\varphi)}. \quad (3.7)$$

Also,

$$\frac{d\eta_\psi}{dN} = -\frac{1}{3H^4} \frac{d(H^2)}{dN} \frac{\partial^2 V}{\partial \psi^2} = -2\eta_\psi \frac{d \ln H}{dN}, \quad (3.8)$$

where we used that  $V(\psi)$  does not depend on  $N$ , as we are assuming that both  $\psi$  and  $\phi$  have settled to a constant value (Sections 4.2.5 and 4.2.8 respectively) by the time cosmological scales exit the horizon during primordial inflation.

Since [1],

$$\frac{d \ln H}{dN} \simeq \epsilon, \quad (3.9)$$

we have

$$\frac{d\eta_\psi}{dN} \simeq -2\epsilon\eta_\psi. \quad (3.10)$$

Therefore, the final result for the running of the spectral index is

$$n'_s \simeq -8\epsilon^2 + 4\epsilon\eta + 4\epsilon\eta_\psi. \quad (3.11)$$

From now on we assume that  $H$  has the constant value  $H_*$  by the time cosmological scales exit the horizon up until the end of primordial inflation. In order to obtain  $\epsilon$  and  $\eta$ , we require the value of  $N_*$ , the number of e-folds before the end of primordial inflation at which cosmological scales exit the horizon. We consider the period between when the pivot scale,  $k_0 \equiv 0.002 \text{ Mpc}^{-1}$ , exits the horizon during primordial inflation and when it reenters the horizon long after the end of thermal inflation. We have

$$R_* = H_*^{-1} \quad \text{and} \quad (k_0/a_{\text{piv}})^{-1} = H_{\text{piv}}^{-1}, \quad (3.12)$$

where  $R_*$  is a length scale when the pivot scale exits the horizon during primordial inflation and the subscript ‘piv’ denotes the time when this scale re-enters the horizon, with  $a$  being the scale factor of the Universe. Therefore

$$H_*^{-1} = \frac{a_*}{a_{\text{piv}}} H_{\text{piv}}^{-1}. \quad (3.13)$$

Using the above, we now can calculate  $N_*$ .

Since  $\Gamma_\varphi \ll H_{\text{TI}}$ , we have

$$e^{N_*} = \frac{H_*}{k} \left( \frac{T_{\text{start, TI}}}{T_{\text{end, inf}}} \right)^{8/3} \left( \frac{T_{\text{reh, TI}}}{T_{\text{end, TI}}} \right)^{8/3} \frac{T_{\text{piv}} e^{-N_{\text{TI}}}}{T_{\text{reh, TI}}} \quad (3.14)$$

where  $N_{\text{TI}}$  is the number of e-folds of thermal inflation and the subscripts denote the following: ‘end, inf’ is at the end of primordial inflation, ‘start, TI’ is at the start of thermal inflation, ‘end, TI’ is at the end of thermal inflation and ‘reh, TI’ is at thermal inflation reheating. For the period between the end of primordial/thermal inflation and primordial/thermal inflation reheating,  $a \propto T^{-8/3}$ .<sup>6</sup> For all other times,  $a \propto T^{-1}$ .

We need to calculate  $T_{\text{piv}}$ . We consider the period between when the pivot scale reenters the horizon and the present. Throughout this period the

<sup>6</sup> During this time,  $T \sim (M_P^2 H \Gamma_\varphi)^{1/4}$  [38]. As  $H \propto t^{-1}$  we have  $T \propto t^{-1/4}$ . During the field oscillations, the Universe is matter dominated and so we have  $a \propto t^{2/3}$ . Putting this all together we find  $T \propto t^{-1/4} \propto a^{-3/8}$ .

Universe is matter-dominated (ignoring dark energy). Therefore we have  $\rho \propto a^{-3} \propto T^3$ . Using the Friedmann equation,  $3M_P^2 H^2 \propto T^3$  we have

$$\frac{H_{\text{piv}}^2}{H_0^2} = \frac{T_{\text{piv}}^3}{T_0^3} \Rightarrow T_{\text{piv}} = 9.830 \times 10^{-13} \text{ GeV} \quad (3.15)$$

where ‘0’ denotes the values at present. Using this, we obtain  $N_*$  as

$$N_* \approx \ln \left( \frac{(3.2 \times 10^{37} \text{ GeV}^{-1}) H_*}{0.002} \right) + \frac{2}{3} \ln \left( \frac{\Gamma}{H_*} \right) + \frac{1}{4} \ln \left( \frac{10\pi^2 (9.8 \times 10^{-13} \text{ GeV})^4}{9M_P^2 \Gamma^2} \right) - N_{\text{TI}}, \quad (3.16)$$

where we have used  $g_* \approx 10^2$  as the number of spin states (effective relativistic degrees of freedom) of the particles in the thermal bath, at the time of both primordial inflation reheating and thermal inflation reheating.<sup>7</sup>

### 3.3 Tensor Fraction $r$

The definition of the tensor fraction is  $r \equiv \mathcal{P}_h/\mathcal{P}_\zeta$  [1], where  $\mathcal{P}_h$  and  $\mathcal{P}_\zeta$  are the spectra of the primordial tensor and curvature perturbations respectively. The spectrum  $\mathcal{P}_h$  is given by

$$\mathcal{P}_h(k) = \frac{8}{M_P^2} \left( \frac{H_k}{2\pi} \right)^2 \quad (3.17)$$

for a given wavenumber  $k$ . Using this, together with  $\rho_* = 3M_P^2 H_*^2$ , given that we are saying  $H_k = H_*$  for our current case, as well as the observed value  $\mathcal{P}_\zeta(k_0) = 2.142 \times 10^{-9}$ , we obtain

$$r = \left( \frac{\rho_*^{1/4}}{3.25 \times 10^{16} \text{ GeV}} \right)^4 \quad (3.18)$$

## 4 End-of-Inflation Mechanism

In this section we investigate the “end of inflation” mechanism. We aim to obtain a number of constraints on the model parameters and the initial conditions for the fields. Considering these constraints, we intend to determine the available parameter space. In this parameter space we will calculate distinct observational signatures that may test this scenario in the near future.<sup>8</sup>

<sup>7</sup>Eq. (3.16) is only valid as long as  $N_{\text{TI}} > 0$ . Otherwise  $N_*$  is independent of  $\Gamma$ .

<sup>8</sup>We also investigated a modulated decay rate scenario, but found that there was no parameter space available. For our detailed work on this, see [36].

## 4.1 Generating $\zeta$

As  $\phi$  is coupled to  $\psi$ , the “end of inflation” mechanism will generate a contribution to the primordial curvature perturbation  $\zeta$  [21]. We use the  $\delta N$  formalism to calculate this contribution as

$$\zeta = \delta N_{\text{TI}} = \frac{dN_{\text{TI}}}{dm} \delta m + \frac{1}{2!} \frac{d^2 N_{\text{TI}}}{dm^2} \delta m^2 + \frac{1}{3!} \frac{d^3 N_{\text{TI}}}{dm^3} \delta m^3 + \dots \quad (4.1)$$

The number of e-folds between the start and end of thermal inflation is given by

$$N_{\text{TI}} = \ln \left( \frac{a_2}{a_1} \right) = \ln \left( \frac{T_1}{T_2} \right), \quad (4.2)$$

where  $a_1 = a_{\text{start, TI}}$  and  $a_2 = a_{\text{end, TI}}$ .

Substituting  $T_1$  and  $T_2$ , Eqs. (2.12) and (2.13) respectively, into Eq. (4.2) gives

$$\begin{aligned} N_{\text{TI}} &\simeq \ln \left[ \frac{\sqrt{2} g (M_P^2 H_{\text{TI}} \Gamma_\varphi)^{1/4}}{m} \right] \\ &\simeq \frac{1}{8} \ln \left( \frac{g^8 M_P^3 \Gamma_\varphi^2}{\sqrt{\lambda} m^5} \right), \end{aligned} \quad (4.3)$$

where we used Eq. (2.10)

Therefore the  $\delta N$  formalism to third order gives

$$\zeta = \delta N_{\text{TI}} = -\frac{5}{8} \frac{\delta m}{m} + \frac{5}{16} \frac{\delta m^2}{m^2} - \frac{5}{24} \frac{\delta m^3}{m^3}. \quad (4.4)$$

By substituting our mass definition and its differential, Eqs. (2.3) and (2.4), into Eq. (4.4) we obtain the power spectrum of the primordial curvature perturbation,<sup>9</sup> which to first order is

$$\sqrt{\mathcal{P}_\zeta} = \frac{5}{8\pi} \frac{h^2 H_* \psi}{m^2}. \quad (4.5)$$

A required condition for the perturbative expansion in Eq. (4.4) to be suitable is that each term is much smaller than the preceding one. This requirement gives

$$\frac{h^2 H_* \psi}{m^2} \ll 1, \quad (4.6)$$

which is readily satisfied as  $\sqrt{\mathcal{P}_\zeta} \ll 1$ .

## 4.2 Constraining the Parameters

In this section we produce a number of constraints for the model parameters and we describe the rationale behind them.

<sup>9</sup>It must be noted that although there will be perturbations in  $\psi$  that are generated during thermal inflation that will become classical due to inflation, the scales to which these correspond are much smaller than cosmological scales, as thermal inflation lasts for only about 10-15 e-folds. Therefore we do not consider them here.

### 4.2.1 Primordial Inflation Energy Scale

We want the energy scale of primordial inflation to be  $V^{1/4} \lesssim 10^{14}$  GeV so that the inflaton contribution to the curvature perturbation is negligible. Therefore, from the Friedmann equation we require

$$H_* \lesssim 10^{10} \text{ GeV} \quad (4.7)$$

### 4.2.2 Thermal Inflation Dynamics

We will consider only the case in which the inflationary trajectory is 1-dimensional, in that only the  $\phi$  field is involved in determining the trajectory of thermal inflation in field space. We do this only to work with the simplest scenario for the trajectory. It is not a requirement on the model itself. In order that the  $\psi$  field does not affect the inflationary trajectory during thermal inflation, we require from our  $m$  mass definition, Eq. (2.3), that

$$m_0 \gtrsim h\psi. \quad (4.8)$$

Therefore we have  $m \simeq m_0$ .

From our potential, at the onset of thermal inflation, Eq. (2.2), Eq. (4.8) gives

$$m_0^2 < 2g^2 T_1^2. \quad (4.9)$$

For  $\Gamma_\varphi \ll H_{\text{TI}}$ , substituting  $T_1$  from Eq. (2.12) into Eq. (4.9) gives

$$m_0 < \left[ (g^4 \Gamma_\varphi)^2 \frac{M_P^3}{\sqrt{\lambda}} \right]^{1/5}. \quad (4.10)$$

### 4.2.3 Lack of Observation of $\phi$ Particles

Given that we have not observed any  $\phi$  particles, the constraint on the present value of the effective mass of  $\phi$  is  $m_{\phi, \text{now}} \gtrsim 1$  TeV. From our potential, Eq. (2.2), we have  $m_{\phi, \text{now}}^2 \sim -m_0^2 + 30\lambda \langle \phi \rangle^4 / M_P^2$ . Substituting the VEV of  $\phi$ , Eq. (2.7), into here gives  $m_{\phi, \text{now}} \sim m_0$  for all reasonable values of  $n$ . Therefore, we require

$$m_0 \gtrsim 1 \text{ TeV}. \quad (4.11)$$

### 4.2.4 Light auxiliary field $\psi$

In order that  $\psi$  acquires classical perturbations during primordial inflation, we require  $\psi$  to be light during this time, i.e.  $|m_{\psi, \text{eff}}| \ll H_*$ , where we are using notation such that  $|m_{\psi, \text{eff}}| \equiv \sqrt{|m_{\psi, \text{eff}}^2|}$ . We have

$$m_{\psi, \text{eff}}^2 = m_\psi^2 + 2h^2 \phi^2. \quad (4.12)$$

Therefore we need

$$m_\psi < H_* \quad \text{and} \quad h\phi_* < H_*, \quad (4.13)$$

where  $\phi_*$  and  $\psi_*$  are the values of  $\phi$  and  $\psi$  during primordial inflation respectively.



We require that  $\psi$  remains at  $\psi_*$ , the value during primordial inflation, all the way up to the end of thermal inflation. The reason for this is that if  $\psi$  started to move, then its perturbation would decrease. This is because  $\psi$  unfreezes when the Hubble parameter becomes less than  $\psi$ 's mass, i.e.  $H < m_\psi$ . In this case, the perturbation of  $\psi$  also unfreezes, because it has the same mass as  $\psi$ . The density of the oscillating  $\psi$  field decreases as matter, so  $m_\psi^2 \psi^2 \propto a^{-3} \Rightarrow \psi \propto a^{-3/2}$ . The same is true for the perturbation, i.e.  $\delta\psi \propto a^{-3/2}$ . So the whole effect of perturbing the end of thermal inflation is diminished. Requiring that  $\psi$  is light at all times up until the end of thermal inflation is sufficient to ensure that the field and its perturbation remain at  $\psi_*$  and  $\delta\psi_*$  respectively. Therefore we require

$$m_\psi < H_{\text{TI}} \quad (4.14)$$

which is of course stronger than just  $m_\psi \ll H_*$  in Eq. (4.13).

Similarly to  $\phi$ , given that we have not observed any  $\psi$  particles, the most liberal constraint on the present value of the effective mass of  $\psi$  is

$$m_{\psi, \text{now}} \gtrsim 1 \text{ TeV} \quad (4.15)$$

#### 4.2.5 The Field Value $\psi_*$

Substituting the observed spectrum value  $\mathcal{P}_\zeta(k_0) = 2.142 \times 10^{-9}$  into Eq. (4.5) gives the constraint

$$\psi_* \sim 10^{-4} \frac{m_0^2}{h^2 H_*}. \quad (4.16)$$

Substituting Eq. (4.16) into Eq. (4.8), regarding the dynamics of thermal inflation, gives

$$h \gtrsim 10^{-4} \frac{m_0}{H_*}. \quad (4.17)$$

Rearranging this for  $m_0$  gives the constraint

$$m_0 \lesssim 10^4 h H_*. \quad (4.18)$$

We require the field value of  $\psi$  to be much larger than its perturbation, i.e.  $\psi_* \gg \delta\psi_*$ , so that the perturbative approach is valid. Therefore, with  $\delta\psi_* \sim H_*$ , we obtain

$$\psi_* \gg H_* \quad \text{and} \quad \frac{\delta\psi_*}{\psi_*} \ll 1. \quad (4.19)$$

Combining the frozen value  $\psi_*$ , Eq. (4.16), with the above gives

$$m_0 > 10^2 h H_*. \quad (4.20)$$

Thus, we find the following range

$$10^2 < \frac{m_0}{h H_*} < 10^4. \quad (4.21)$$

#### 4.2.6 Thermal Fluctuation of $\phi$

The effective mass of  $\phi$  at the end of primordial inflation is

$$m_{\phi, \text{end, inf}}^2 \sim g^2 T_{\text{end, inf}}^2 - m_0^2 \sim g^2 T_{\text{end, inf}}^2, \quad (4.22)$$

since  $g T_{\text{end, inf}} \gg m_0$  [36].

As we are dealing with the thermal fluctuation of  $\phi$  about  $\phi=0$ , we have  $\langle \delta\phi \rangle_T = \langle \phi \rangle_T$ . The thermal fluctuation of  $\phi$  is

$$\sqrt{\langle \phi^2 \rangle_T} \sim T \quad (4.23)$$

and we require [36]

$$g < 1, \quad (4.24)$$

because  $g$  is a perturbative coupling.

In order to keep  $m_{\psi, \text{eff}}$  light, we require (cf. Section 4.2.4),

$$h T_1 < H_{\text{TI}}. \quad (4.25)$$

During the time between the end of primordial inflation and primordial inflation reheating,  $T \propto a^{-3/8}$  and  $H \propto a^{-3/2}$ . Therefore, if Eq. (4.25) is satisfied, then equivalent constraints for higher  $T$  and  $H$  are guaranteed to be satisfied as well.

Considering  $\Gamma_\phi \ll H_{\text{TI}}$ , by substituting Eqs. (2.10), (2.12) and (4.16) into Eq. (4.25) we obtain the constraint

$$h < \left( \lambda^{-3/2} \frac{m_0^9}{M_P^7 \Gamma_\phi^2} \right)^{1/8} \quad (4.26)$$

Rearranging this for  $m_0$  gives

$$m_0 > \left( \lambda^{3/2} h^8 M_P^7 \Gamma_\phi^2 \right)^{1/9}. \quad (4.27)$$

#### 4.2.7 Thermalization of $\phi$

In order that  $\phi$  interacts with the thermal bath and therefore that we actually have the  $g^2 T^2 \phi^2$  term in our potential, Eq. (2.2), we require  $\Gamma_{\text{therm}} > H$ , where  $\Gamma_{\text{therm}}$  is the thermalization rate of  $\phi$ , which is given by

$$\Gamma_{\text{therm}} = n \langle \sigma v \rangle \sim \sigma T^3, \quad (4.28)$$

where  $n \sim T^3$  is the number density of particles in the thermal bath,  $\sigma$  is the scattering cross-section for the interaction of  $\phi$  and the particles in the thermal bath,  $v$  is the relative velocity between a  $\phi$  particle and a thermal bath particle (which in our case is  $\approx c=1$ ) and  $\langle \rangle$  denotes a thermal average. The scattering cross-section  $\sigma$  is given by

$$\sigma \sim \frac{g^4}{E_{\text{cm}}^2}, \quad (4.29)$$

where  $E_{\text{cm}}$  is the centre-of-mass energy, which is  $E_{\text{cm}} \sim T$ . Substituting this into Eq. (4.29) gives

$$\sigma \sim \frac{g^4}{T^2}. \quad (4.30)$$

This scattering cross-section is the total cross-section for all types of scattering (e.g. elastic) that can take place between  $\phi$  and the particles in the thermal bath.<sup>10</sup> The thermalization rate now becomes

$$\Gamma_{\text{therm}} \sim g^4 T. \quad (4.31)$$

As before, during the time between the end of primordial inflation and primordial inflation reheating,  $T \propto a^{-3/8}$  and  $H \propto a^{-3/2}$ . Therefore, if the constraint  $\Gamma_{\text{therm}} > H$  is satisfied at the time of the end of primordial inflation, then it is satisfied all the way up to the start of thermal inflation. Thus, we have the constraint

$$\Gamma_{\text{therm}} \gtrsim H_*. \quad (4.32)$$

Taking Eq. (4.31) with  $T \sim (M_P^2 H_* \Gamma_\varphi)^{1/4}$  gives

$$\Gamma_\varphi \gtrsim \frac{H_*^3}{g^{16} M_P^2}. \quad (4.33)$$

We also require  $\Gamma_{\text{therm}} > H$  to be satisfied throughout the whole of thermal inflation. Therefore, we have the constraint

$$g^4 T_2 > H_{\text{TI}}. \quad (4.34)$$

Substituting  $H_{\text{TI}}$  and  $T_2$ , Eqs. (2.10) and (2.13) into the above gives

$$m_0 < g^6 \sqrt{\lambda} M_P. \quad (4.35)$$

#### 4.2.8 The Field Value $\phi_*$

We consider two possible cases for the value of the thermal waterfall field  $\phi$  during primordial inflation, with  $m_{\phi, \text{inf}}$  being the effective mass of  $\phi$  during primordial inflation:

- A)  $\phi$  heavy, i.e.  $|m_{\phi, \text{inf}}| \gg H_*$ , in which  $\phi$  rolls down to its VEV.
- B)  $\phi$  light, i.e.  $|m_{\phi, \text{inf}}| \ll H_*$ , in which  $\phi$  is at the Bunch-Davies value (to be explained below).

#### Case A

Substituting  $\langle \phi \rangle$ , Eq. (2.7), into Eq. (4.13) gives

$$h < \lambda^{1/4} \frac{H_*}{\sqrt{m_0 M_P}}. \quad (4.36)$$

Rearranging this for  $m_0$  gives

$$m_0 < \frac{\sqrt{\lambda}}{h^2} \frac{H_*^2}{M_P}. \quad (4.37)$$

<sup>10</sup>For a complete Field Theory derivation of the elastic scattering cross-section between  $\phi$  and the thermal bath, see [36].

#### Case B

We consider  $\phi$  to be at the Bunch-Davies value

$$\phi_{\text{BD}} \sim \left( \frac{M_P H_*^2}{\sqrt{\lambda}} \right)^{1/3}, \quad (4.38)$$

corresponding to the Bunch-Davies vacuum [39], which is the unique quantum state that corresponds to the vacuum, i.e. no particle quanta, in the infinite past in conformal time in a de Sitter spacetime.  $\phi_{\text{BD}}$  is of this form as  $\lambda \phi^6 / M_P^2 \sim H_*^4$ , this being because the probability of this Bunch-Davies state is proportional to the factor  $e^{-V/H^4}$  [40].

Substituting  $\phi_{\text{BD}}$ , Eq. (4.38), into Eq. (4.13) gives

$$h < \lambda^{1/6} \left( \frac{H_*}{M_P} \right)^{1/3}. \quad (4.39)$$

#### 4.2.9 Energy Density of $\phi$

We require the energy density of  $\phi$  to be subdominant at all times, in order that it does not cause any inflation by itself. During the period between the end of primordial inflation and the start of thermal inflation, the energy density of  $\phi$  is

$$\rho_\phi \sim g^2 T^2 \phi^2 \sim g^2 T^4, \quad (4.40)$$

the second equation coming from the thermal fluctuation  $\phi \sim T$ . Therefore, considering the Friedmann equation, we require

$$g T_1^2 < M_P H_{\text{TI}}. \quad (4.41)$$

During the time between the end of primordial inflation and primordial inflation reheating,  $T \propto a^{-3/8}$  and  $H \propto a^{-3/2}$ . Therefore, if Eq. (4.41) is satisfied, then equivalent constraints for higher  $T$  and  $H$  are guaranteed to be satisfied as well.

Using that  $\Gamma_\varphi \ll H_{\text{TI}}$ , by substituting  $H_{\text{TI}}$  and  $T_1$ , Eqs. (2.10) and (2.12) into Eq. (4.41) we obtain

$$m_0 > \left[ (g^2 \Gamma_\varphi)^2 \sqrt{\lambda} M_P \right]^{1/3}. \quad (4.42)$$

#### $\phi_*$ Case A

The energy density of  $\phi$  during primordial inflation is

$$\begin{aligned} \rho_{\phi, \text{inf}} &= \left( -\frac{1}{2} m_0^2 + h^2 \psi_*^2 \right) \langle \phi \rangle^2 + \lambda \frac{\langle \phi \rangle^6}{M_P^2} \\ &\sim -\frac{1}{2} m_0^2 \langle \phi \rangle^2 + \lambda \frac{\langle \phi \rangle^6}{M_P^2}, \end{aligned} \quad (4.43)$$

with the second equation coming from Eq. (4.8) regarding the dynamics of thermal inflation. Therefore, with the energy density of the Universe being  $\sim M_P^2 H_*^2$ , we require

$$m_0 \langle \phi \rangle < M_P H_* \quad \text{and} \quad \sqrt{\lambda} \langle \phi \rangle^3 < M_P^2 H_*. \quad (4.44)$$



Substituting  $\langle\phi\rangle$ , Eq. (2.7), into the above gives the constraint

$$m_0 < \left(\sqrt{\lambda} M_P H_*\right)^{1/3}. \quad (4.45)$$

### $\phi_*$ Case B

The energy density of  $\phi$  during primordial inflation is

$$\begin{aligned} \rho_{\phi,\text{inf}} &= \left(-\frac{1}{2}m_0^2 + h^2\psi_*^2\right)\phi_{\text{BD}}^2 + \lambda\frac{\phi_{\text{BD}}^6}{M_P^2} \\ &\sim -\frac{1}{2}m_0^2\phi_{\text{BD}}^2 + \lambda\frac{\phi_{\text{BD}}^6}{M_P^2}, \end{aligned} \quad (4.46)$$

with the second equation coming from Eq. (4.8) regarding the dynamics of thermal inflation. Therefore, with the energy density of the Universe being  $\sim M_P^2 H_*^2$ , we require

$$m_0 \phi_{\text{BD}} < M_P H_* \quad \text{and} \quad \sqrt{\lambda} \phi_{\text{BD}}^3 < M_P^2 H_* \quad (4.47)$$

Substituting  $\phi_{\text{BD}}$ , Eq. (4.38), into the above gives

$$m_0 < \left(\sqrt{\lambda} M_P^2 H_*\right)^{1/3}. \quad (4.48)$$

### 4.2.10 Transition from Thermal Inflation to Thermal Waterfall Field Oscillation

In order for the equations of the  $\delta N$  formalism that are derived within the context of the “end of inflation” mechanism to be valid, we require the transition from thermal inflation to thermal waterfall field oscillation to be sufficiently fast [24]. More specifically, we require

$$\Delta t < \delta t_{1 \rightarrow 2}, \quad (4.49)$$

where  $\Delta t \equiv t_2 - t_1$  is the time taken for the transition to occur and  $\delta t_{1 \rightarrow 2}$  is the proper time between a uniform energy density spacetime slice just before the transition at  $t_1$  and one just after the transition at  $t_2$  when  $\phi$  starts to oscillate around its VEV. Qualitatively, we require the thickness of the transition slice to be much smaller than its warping.

The primordial curvature perturbation that is generated by the “end of inflation” mechanism is

$$\zeta = H_{\text{TI}} \delta t_{1 \rightarrow 2}. \quad (4.50)$$

Therefore, from Eq. (4.49) we require

$$\zeta > H_{\text{TI}} \Delta t. \quad (4.51)$$

To calculate  $\phi_1$  and  $\phi_2$ , the value of  $\phi$  at times  $t_1$  and  $t_2$  respectively, we use the fact that the process is so rapid that it takes place in less than a Hubble time, so that the Universe expansion can be ignored. Then the equation of motion is

$$\ddot{\phi} + \frac{\partial V}{\partial \phi} \simeq 0. \quad (4.52)$$

At the end of thermal inflation,  $\phi$  is not centred on the origin, but has started to roll down the potential slightly. At this time,  $g^2 T^2$  is much smaller than  $m_0^2$ . Therefore we have

$$\frac{\partial V}{\partial \phi} \simeq -m_0^2 \phi. \quad (4.53)$$

So we have the equation of motion  $\ddot{\phi} \simeq m_0^2 \phi$  whose solution is

$$\phi \propto e^{m_0 t}, \quad (4.54)$$

where we are considering only the growing mode. Therefore we have

$$\ln\left(\frac{\phi_2}{\phi_1}\right) \sim m_0(t_2 - t_1) \sim m_0 \Delta t. \quad (4.55)$$

We know that  $\phi_1 \sim T \sim m_0$  and  $\phi_2 \sim \langle\phi\rangle$ . Therefore we have

$$\ln\left[\left(\frac{1}{\sqrt{\lambda}} \frac{M_P}{m_0}\right)^{1/2}\right] \sim m_0 \Delta t. \quad (4.56)$$

For all values of  $\lambda$  and  $m_0$ , we have  $\Delta t \geq m_0^{-1}$ . Therefore, from Eq. (4.51) we have

$$\zeta > \frac{H_{\text{TI}}}{m_0}. \quad (4.57)$$

Thus, given that  $\zeta \sim 10^{-5}$ , we require

$$H_{\text{TI}} < 10^{-5} m_0. \quad (4.58)$$

We obtain an additional constraint by substituting Eq. (4.58) into the requirement of  $m_\psi \ll H_{\text{TI}}$ , Eq. (4.14). This gives

$$m_\psi < 10^{-5} m_0. \quad (4.59)$$

A further constraint is obtained by substituting  $H_{\text{TI}}$ , Eq. (2.10), into Eq. (4.58). We obtain

$$m_0 < 10^{-10} \sqrt{\lambda} M_P. \quad (4.60)$$

### 4.2.11 Energy Density of the Oscillating $\psi$

As  $\psi$  has acquired perturbations from primordial inflation, we require it not to dominate the energy density of the Universe after the end of thermal inflation when it is oscillating, at which time the effective mass of  $\psi$  is increased significantly due to the coupling of  $\psi$  to  $\phi$ . This is so as not to allow  $\psi$  to act as a curvaton, i.e. not to allow  $\psi$ 's perturbations to generate a significant contribution to the primordial curvature perturbation when  $\psi$  decays. The reason for this is just so that we do not have a curvaton inflation scenario, where the perturbations generated via the modulated mass give a negligible contribution to  $\zeta$ .

The energy density of the oscillating  $\psi$  field after the end of thermal inflation is

$$\rho_{\psi,\text{osc}} = h^2 \overline{\psi^2} \overline{\phi^2} + \frac{1}{2} m_\psi^2 \overline{\psi^2} \sim h^2 \psi_*^2 \langle \phi \rangle^2 + \frac{1}{2} m_\psi^2 \psi_*^2. \quad (4.61)$$

For simplicity, we assume that  $\psi$  decays around the same time as  $\phi$ , i.e. that  $H$  does not change much between the time when  $\phi$  decays and the time when  $\psi$  decays. Therefore, the energy density of the Universe at the time when  $\psi$  decays is  $\sim M_P^2 \Gamma^2$ . We therefore require

$$\rho_{\psi,\text{osc}} \sim h^2 \psi_*^2 \langle \phi \rangle^2 + \frac{1}{2} m_\psi^2 \psi_*^2 < M_P^2 \Gamma^2, \quad (4.62)$$

which means

$$m_\psi < \frac{M_P \Gamma}{\psi_*} \quad \text{and} \quad h \langle \phi \rangle \psi_* < M_P \Gamma. \quad (4.63)$$

Substituting  $\langle \phi \rangle$ ,  $\Gamma$  and  $\psi_*$ , Eqs. (2.7) and (4.16) and using that  $\Gamma \sim g^2 m$  (with  $g < 1$ ) into Eq. (4.63) gives the constraints

$$h > 10^{-4} g^{-2} \lambda^{-1/4} \frac{M_P}{H_*} \left( \frac{m_0}{M_P} \right)^{3/2} \quad \text{and} \quad m_\psi < (10^2 g h)^2 \frac{M_P H_*}{m_0}. \quad (4.64)$$

### 4.3 Results

We now combine the above constraints to find out the allowed parameter space.

#### 4.3.1 The parameter space

From Eq. (4.24) we require  $g < 1$ . We also require the constraint given by Eq. (4.33) to be satisfied, where  $g$  is present as  $g^{-16}$ . Therefore, this latter constraint will start to become very strong very quickly as we decrease  $g$ . We find that a value of  $g = 0.4$  yields allowed parameter space, for reasonable values of  $H_*$  and  $\Gamma_\varphi$ . The parameter space that we find here however, when all constraints are considered together and regardless of the  $\phi_*$  case, is actually a *sharp prediction* of single values for all but one of the free parameters and the other quantities in the model, to within an order of magnitude, rather than a range of parameter space. The values of the free parameters are displayed in Table 1.

Within the range  $m_0 \sim 10^2 - 10^3$  GeV, the mass  $m_\psi$  can span many orders of magnitude, with only an upper limit of  $\sim 10^{-4} - 10^{-2}$  GeV. Within the model, there is no effective lower bound on  $m_\psi$ , but, of course, this cannot decrease too much.<sup>11</sup> Values of other quantities in the model for a mass value of  $m_0 \sim 10^3$  GeV and the parameter values of Table 1

<sup>11</sup>Note that  $\psi$  is much more massive today as its mass receives a contribution due to the coupling with  $\langle \phi \rangle$ .

Parameter	Value
$g$	0.4
$H_*$	$10^8$ GeV
$\Gamma_\varphi$	$10^{-6}$ GeV
$\lambda$	$10^{-11}$
$h$	$10^{-9}$

Table 1: Values of the free parameters for which parameter space exists

are shown in Table 2. In this table we include the tensor fraction, which for  $H_* \sim 10^8$  GeV yields the negligible value  $r \sim 10^{-13}$ .

Quantity	Value
$\psi_*$	$10^{12}$ GeV
$\delta\psi_*/\psi_*$	$10^{-4}$
$H_{TI}$	$10^{-2}$ GeV
$\langle \phi \rangle \sim \phi_{\text{BD}}$	$10^{13}$ GeV
$V_0^{1/4}$	$10^8$ GeV
$T_1$	$10^7$ GeV
$T_2$	$10^3$ GeV
$\Gamma$	$10^2$ GeV
$r$	$10^{-13}$

Table 2: Values of quantities in the model for  $m_0 \sim 10^3$  GeV and the parameter values of Table 1.

#### 4.3.2 Values of $n_s$ and $n'_s$ with quadratic chaotic inflation

We provide results for the spectral index and its running when the period of primordial inflation is that of slow-roll quadratic chaotic inflation, with the potential

$$V(\varphi) = \frac{1}{2} m_\varphi^2 \varphi^2. \quad (4.65)$$

From Section 3.2, the spectral index  $n_s$  is given by

$$n_s \simeq 1 - 2\epsilon + 2\eta_\psi, \quad (4.66)$$

with  $\epsilon$  and  $\eta_\psi$  being given by Eq. (3.3) and where both are to be evaluated at the point where cosmological scales exit the horizon during primordial inflation. The potential of Eq. (4.65) gives

$$\epsilon = \frac{2M_P^2}{\varphi_*^2}. \quad (4.67)$$

We obtain an expression for  $\varphi_*$  in terms of  $N_*$  by using the equation

$$N_* \simeq \frac{1}{M_P^2} \int_{\varphi_{\text{end}}}^{\varphi_*} \frac{V(\varphi)}{V'(\varphi)} d\varphi. \quad (4.68)$$

We define the end of primordial inflation to be when  $\epsilon = 1$ . This gives  $\varphi_{\text{end}} = \sqrt{2}M_P$ . Therefore we have

$$\varphi_* \simeq \sqrt{4N_* + 2} M_P. \quad (4.69)$$

Substituting Eq. (4.69) into Eq. (4.67) gives

$$\epsilon \simeq \frac{1}{2N_* + 1}. \quad (4.70)$$

We also need to calculate  $\eta_\psi$ . Using our potential, Eq. (2.2), at the time cosmological scales exit the horizon, we obtain

$$\left. \frac{\partial^2 V}{\partial \psi^2} \right|_* = m_\psi^2 + 2h^2 \phi_*^2. \quad (4.71)$$

Therefore we obtain  $\eta_\psi$  as

$$\eta_\psi = \frac{1}{3H_*^2} (m_\psi^2 + 2h^2 \phi_*^2). \quad (4.72)$$

Our final result for the spectral index is therefore

$$n_s \simeq 1 - \frac{2}{2N_* + 1} + \frac{2}{3} \frac{m_\psi^2 + 2h^2 \phi_*^2}{H_*^2}. \quad (4.73)$$

From Section 3.2, the running of the spectral index  $n'_s$  is given by

$$n'_s \simeq -8\epsilon^2 + 4\epsilon\eta + 4\epsilon\eta_\psi, \quad (4.74)$$

with  $\eta$  being given by Eq. (3.7), which is to be evaluated at the point where cosmological scales exit the horizon during primordial inflation. The potential of Eq. (4.65) gives  $\eta = \epsilon$ , given by Eq. (4.67). Thus,

$$\eta \simeq \frac{1}{2N_* + 1}. \quad (4.75)$$

Our final result for the running of the spectral index is therefore

$$n'_s \simeq -\frac{4}{(2N_* + 1)^2} + \frac{4}{6N_* + 3} \frac{m_\psi^2 + 2h^2 \phi_*^2}{H_*^2}. \quad (4.76)$$

Using the values in Tables 1 and 2, it is straightforward to show that, for  $m_0 \sim 10^3$  GeV, we have  $3\eta_\psi = (m_\psi^2 + 2h^2 \phi_*^2)/H_*^2 \sim 10^{-8}$ . Therefore, the last term on the right-hand-side of Eqs. (4.73) and (4.76) is negligible.

In order to obtain  $n_s$  and  $n'_s$ , we first need to obtain  $N_*$ . The values of  $N_{\text{TI}}$  and  $N_*$  in our model are shown in Fig. 2 respectively, with  $g$ ,  $H_*$ ,  $\Gamma_\varphi$  and  $\lambda$  values from Table 1. The kink that is visible in the plot of  $N_*$  at around  $m_0 \sim 10^9$  GeV is

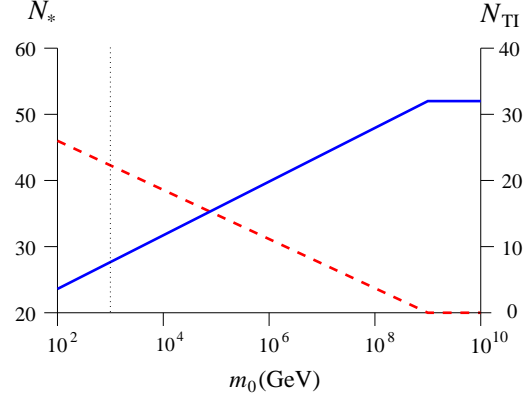


Fig. 2: Values of  $N_*$  and  $N_{\text{TI}}$  in our model, with  $\Gamma_\varphi \ll H_{\text{TI}}$  and  $g$ ,  $\Gamma_\varphi$  and  $\lambda$  values from Table 1. (Plots of Eqs. (3.16) and (4.3), with  $m = m_0$ .) The Blue solid line depicts  $N_*$  and the Red dashed line depicts  $N_{\text{TI}}$ , such that  $N_* + N_{\text{TI}} = 52$ . The vertical dotted line depicts values for  $m_0 = 10^3$  GeV.

Parameter	Value
$N_{\text{TI}}$	24
$N_*$	28

Table 3: Values of  $N_{\text{TI}}$  and  $N_*$  in our model, with  $\Gamma_\varphi \ll H_{\text{TI}}$ ,  $m_0 \sim 10^3$  GeV and  $g$ ,  $H_*$ ,  $\Gamma_\varphi$  and  $\lambda$  values from Table 1.

a result of the fact that for  $m_0$  values larger than this, we do not have any period of thermal inflation, as can be seen in the plot of  $N_{\text{TI}}$ . The values of  $N_{\text{TI}}$  and  $N_*$  for a thermal waterfall field mass of  $m_0 \sim 10^3$  GeV are shown in Table 3.

The predicted values of  $n_s$  and  $n'_s$  of the model for a thermal waterfall field mass of  $m_0 \sim 10^3$  GeV in all cases of  $\phi_*$  are the same to within at least four significant figures. They are also both insensitive to the value of  $m_\psi$  within its allowed range.  $n_s$  and  $n'_s$  are shown in Table 4, with them both being within current observational bounds [2]. The prediction of the model for  $n_s$  and  $n'_s$  and for a spectator field mass at the upper bound of  $m_\psi = 10^{-2}$  GeV are shown in Figs. 3 and 4 with the parameter values of Table 1.

Quantity	Value
$n_s$	0.9645
$n'_s$	-0.001259

Table 4: Prediction for  $n_s$  and  $n'_s$  of the model with primordial inflation being quadratic chaotic inflation, with  $\Gamma_\varphi \ll H_{\text{TI}}$ ,  $m_\psi = 10^{-2}$  GeV,  $m_0 \sim 10^3$  GeV and the parameter values from Table 1.

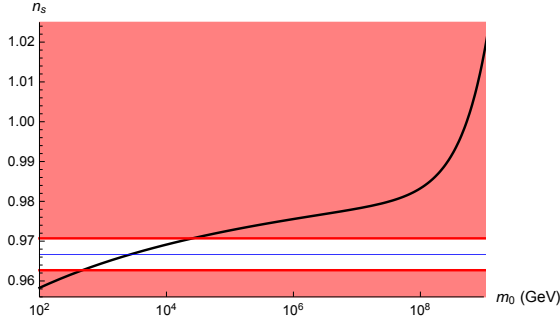


Fig. 3: Prediction of the model for  $n_s$  with primordial inflation being quadratic chaotic inflation  $\Gamma_\varphi \ll H_{TI}$ ,  $m_\psi = 10^{-2}$  GeV and the parameter values from Table 1. (A plot of Eq. (4.73), irrespective of the value of  $\phi_*$ , with  $m = m_0$  and  $\Gamma = g^2 m_0$ .) The Blue and Red lines are the central value and lower/upper bounds of  $n_s$ , respectively, as obtained by the Planck mission [2].

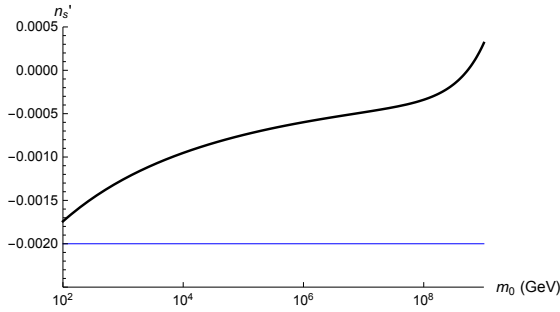


Fig. 4: Prediction of the model for  $n'_s$  with primordial inflation being quadratic chaotic inflation, with  $\Gamma_\varphi \ll H_{TI}$ ,  $m_\psi = 10^{-2}$  GeV and the parameter values from Table 1. (A plot of Eq. (4.76), irrespective of the value of  $\phi_*$ , with  $m = m_0$  and  $\Gamma = g^2 m_0$ .) The Blue line is the central value of  $n'_s$  as obtained by the Planck mission [2], with the lower and upper bounds being outside the displayed range of  $n'_s$ .

## 5 Conclusions

We have thoroughly investigated a new model of thermal inflation, where the thermal waterfall field is coupled to a spectator field, which is responsible for the observed primordial curvature perturbation through the “end of inflation” mechanism. We have derived a multitude of constraints for the model parameters. We have found that the allowed parameter space for our model corresponds to a sharp prediction for inflationary observables, like the spectral index and its running. Taking quadratic chaotic inflation as an example, we have obtained the values shown in Table 4, which are in excellent agreement with the latest Planck data (well within  $1-\sigma$ ). We also found negligible tensors, with  $r \sim 10^{-13}$ .

Our model works with tachyonic mass for our thermal waterfall field that is of order 1 TeV. This is rather natural for a flaton field, which corresponds to a flat direction in supersymmetry lifted by a soft mass [31–33]. The energy scale of primordial and of thermal inflation were found to be  $10^{13}$  GeV and  $10^8$  GeV respectively, which are very reasonable values. Notice that low-scale primordial inflation ensures that the contribution to the curvature perturbation of the inflaton field is negligible.

It should be stressed that the choice of model for primordial inflation may differ from our quadratic chaotic inflation example. We have found that, in the allowed parameter space, the direct contribution of our spectator field to  $n_s$  and  $n'_s$  is negligible as  $\eta_\psi \sim 10^{-8}$ . Thus, our expressions in Eqs. (3.2) and (3.11) become  $n_s \simeq 1 - 2\epsilon$  and  $n'_s \simeq 8\epsilon^2 + 4\epsilon\eta$ . Therefore, given a particular model of primordial inflation, it is straightforward to evaluate the slow-roll parameters  $\epsilon$  and  $\eta$  and find  $n_s$  and  $n'_s$ .

The number  $N_*$  of remaining e-folds of primordial inflation when the cosmological scales exit the horizon is drastically reduced by the presence of a subsequent period of thermal inflation. In the allowed parameter space,  $N_* \simeq 28$ . This determines the values of  $\epsilon$  and  $\eta$  and in turn the observables  $n_s$  and  $n'_s$ . Note that our  $N_*$  is substantially smaller than the usual 60 e-folds. Consequently, the produced values of  $n_s$  and  $n'_s$  may vary substantially from the usual numbers corresponding to the particular model of primordial inflation considered. This can render viable inflationary models that would be otherwise excluded by observations.<sup>12</sup> This effect of a period of thermal inflation resurrecting inflationary models has been employed in Ref. [34].

Note also that, in our case, thermal inflation can last much longer than the typical 10-15 e-folds, because we have considered that reheating for primordial inflation occurs after thermal inflation. So, the above effect, i.e. modifying the inflationary observables by changing  $N_*$  due to thermal inflation, is intensified.

All in all, we have thoroughly investigated a new model of thermal inflation, in which the curvature perturbation is due to a spectator field coupled to the thermal waterfall field. For natural values of the model’s mass scales, we have found a sharp prediction of inflationary observables that depends on the chosen model of primordial inflation. Considering quadratic chaotic inflation resulted in numbers that are in excellent agreement with Planck observations. Our paper serves to remind readers that realistic models of inflation, in which the curvature perturbation is not generated by the inflaton field, are viable alternatives to the simple single-field in-

<sup>12</sup>Such reconciliation of high scale models of inflation may also occur using non-standard initial conditions for fluctuations [41].

flation paradigm.

## Acknowledgements

AR thanks Anupam Mazumdar for several helpful discussions regarding thermalization and thermal interaction rates. The work of KD and DHL is supported by the Lancaster-Manchester-Sheffield Consortium for Fundamental Physics under STFC grant ST/L000520/1. The early part of the work of AR was funded by an STFC PhD studentship.

## References

- [1] D. H. Lyth and A. R. Liddle, *The Primordial Density Perturbation: Cosmology, Inflation and the Origin of Structure*. Cambridge University Press, 2009.
- [2] **Planck** Collaboration, P. A. R. Ade *et al.*, *Planck 2015 results. XIII. Cosmological parameters*, *Astron. Astrophys.* **594** (2016) A13, [arXiv:1502.01589v2 \[astro-ph.CO\]](#); P. A. R. Ade *et al.* [Planck Collaboration], *Planck 2015 results. XX. Constraints on inflation*, *Astron. Astrophys.* **594** (2016) A20, [arXiv:1502.02114 \[astro-ph.CO\]](#).
- [3] D. H. Lyth and D. Wands, *Generating the curvature perturbation without an inflaton*, *Phys.Lett.* **B524** (2002) 5–14, [arXiv:hep-ph/0110002v2 \[hep-ph\]](#).
- [4] D. H. Lyth, C. Ungarelli and D. Wands, *The Primordial density perturbation in the curvaton scenario*, *Phys.Rev.* **D67** (2003) 023503, [arXiv:astro-ph/0208055v3 \[astro-ph\]](#).
- [5] K.-Y. Choi and O. Seto, *Modulated reheating by curvaton*, *Phys.Rev.* **D85** (2012) 123528, [arXiv:1204.1419v1 \[astro-ph.CO\]](#).
- [6] K. Dimopoulos, *Can a vector field be responsible for the curvature perturbation in the Universe?*, *Phys.Rev.* **D74** (2006) 083502, [arXiv:hep-ph/0607229v2 \[hep-ph\]](#).
- [7] K. Dimopoulos, M. Karčiauskas, D. H. Lyth and Y. Rodriguez, *Statistical anisotropy of the curvature perturbation from vector field perturbations*, *JCAP* **0905** (2009) 013, [arXiv:0809.1055v5 \[astro-ph\]](#).
- [8] K. Dimopoulos, *Statistical Anisotropy and the Vector Curvaton Paradigm*, *Int.J.Mod.Phys.* **D21** (2012) 1250023, [arXiv:1107.2779v2 \[hep-ph\]](#);
- Erratum: Statistical Anisotropy and the Vector Curvaton Paradigm*, *Int.J.Mod.Phys.* **D21** (2012) 1292003, [arXiv:1107.2779v2 \[hep-ph\]](#).
- [9] S. Yokoyama and J. Soda, *Primordial statistical anisotropy generated at the end of inflation*, *JCAP* **0808** (2008) 005, [arXiv:0805.4265v6 \[astro-ph\]](#).
- [10] H. Assadullahi, H. Firouzjahi, M. H. Namjoo and D. Wands, *Modulated curvaton decay*, [arXiv:1301.3439v1 \[hep-th\]](#).
- [11] D. Langlois and T. Takahashi, *Density Perturbations from Modulated Decay of the Curvaton*, [arXiv:1301.3319v1 \[astro-ph.CO\]](#).
- [12] S. Enomoto, K. Kohri and T. Matsuda, *Modulated decay in the multi-component Universe*, [arXiv:1301.3787v1 \[hep-ph\]](#).
- [13] K. Kohri, C.-M. Lin and T. Matsuda, *Delta-N Formalism for Curvaton with Modulated Decay*, [arXiv:1303.2750v1 \[hep-ph\]](#).
- [14] K. Dimopoulos, G. Lazarides, D. Lyth and R. Ruiz de Austri, *Curvaton dynamics*, *Phys.Rev.* **D68** (2003) 123515, [arXiv:hep-ph/0308015v1 \[hep-ph\]](#).
- [15] G. Dvali, A. Gruzinov and M. Zaldarriaga, *New mechanism for generating density perturbations from inflation*, *Phys.Rev.* **D69** (2004) 023505, [arXiv:astro-ph/0303591v1 \[astro-ph\]](#).
- [16] G. Dvali, A. Gruzinov and M. Zaldarriaga, *Cosmological perturbations from inhomogeneous reheating, freezeout, and mass domination*, *Phys.Rev.* **D69** (2004) 083505, [arXiv:astro-ph/0305548v1 \[astro-ph\]](#).
- [17] M. Postma, *Inhomogeneous reheating scenario with low scale inflation and/or MSSM flat directions*, *JCAP* **0403** (2004) 006, [arXiv:astro-ph/0311563v2 \[astro-ph\]](#).
- [18] F. Vernizzi, *Generating cosmological perturbations with mass variations*, *Nucl.Phys.Proc.Suppl.* **148** (2005) 120–127, [arXiv:astro-ph/0503175v1 \[astro-ph\]](#).
- [19] F. Vernizzi, *Cosmological perturbations from varying masses and couplings*, *Phys.Rev.* **D69** (2004) 083526, [arXiv:astro-ph/0311167v3 \[astro-ph\]](#).
- [20] M. Kawasaki, T. Takahashi and S. Yokoyama, *Density Fluctuations in Thermal Inflation and Non-Gaussianity*, *JCAP* **0912** (2009) 012, [arXiv:0910.3053v3 \[hep-th\]](#).



- [21] D. H. Lyth, *Generating the curvature perturbation at the end of inflation*, *JCAP* **0511** (2005) 006, [arXiv:astro-ph/0510443v3 \[astro-ph\]](#).
- [22] M. P. Salem, *On the generation of density perturbations at the end of inflation*, *Phys.Rev.* **D72** (2005) 123516, [arXiv:astro-ph/0511146v5 \[astro-ph\]](#).
- [23] L. Alabidi and D. H. Lyth, *Curvature perturbation from symmetry breaking the end of inflation*, *JCAP* **0608** (2006) 006, [arXiv:astro-ph/0604569v3 \[astro-ph\]](#).
- [24] D. H. Lyth, *The hybrid inflation waterfall and the primordial curvature perturbation*, *JCAP* **1205** (2012) 022, [arXiv:1201.4312v4 \[astro-ph.CO\]](#).
- [25] D. H. Lyth and A. Riotto, *Generating the Curvature Perturbation at the End of Inflation in String Theory*, *Phys.Rev.Lett.* **97** (2006) 121301, [arXiv:astro-ph/0607326v1 \[astro-ph\]](#).
- [26] M. Sasaki, *Multi-brid inflation and non-Gaussianity*, *Prog.Theor.Phys.* **120** (2008) 159–174, [arXiv:0805.0974v3 \[astro-ph\]](#).
- [27] F. Bernardeau, L. Kofman and J.-P. Uzan, *Modulated fluctuations from hybrid inflation*, *Phys.Rev.* **D70** (2004) 083004, [arXiv:astro-ph/0403315v1 \[astro-ph\]](#).
- [28] T. Matsuda, *Cosmological perturbations from an inhomogeneous phase transition*, *Class.Quant.Grav.* **26** (2009) 145011, [arXiv:0902.4283v3 \[hep-ph\]](#).
- [29] L. Alabidi, K. Malik, C. T. Byrnes and K.-Y. Choi, *How the curvaton scenario, modulated reheating and an inhomogeneous end of inflation are related*, *JCAP* **1011** (2010) 037, [arXiv:1002.1700v2 \[astro-ph.CO\]](#).
- [30] D. H. Lyth and E. D. Stewart, *Cosmology with a TeV mass GUT Higgs*, *Phys.Rev.Lett.* **75** (1995) 201–204, [arXiv:hep-ph/9502417v1 \[hep-ph\]](#).
- [31] D. H. Lyth and E. D. Stewart, *Thermal inflation and the moduli problem*, *Phys.Rev.* **D53** (1996) 1784–1798, [arXiv:hep-ph/9510204v2 \[hep-ph\]](#).
- [32] T. Barreiro, E. J. Copeland, D. H. Lyth and T. Prokopec, *Some aspects of thermal inflation: The Finite temperature potential and topological defects*, *Phys.Rev.* **D54** (1996) 1379–1392, [arXiv:hep-ph/9602263v2 \[hep-ph\]](#).
- [33] T. Asaka and M. Kawasaki, *Cosmological moduli problem and thermal inflation models*, *Phys.Rev.* **D60** (1999) 123509, [arXiv:hep-ph/9905467v1 \[hep-ph\]](#).
- [34] K. Dimopoulos and C. Owen, *How Thermal Inflation can save Minimal Hybrid Inflation in Supergravity*, *JCAP* **10** (2016) 020, [arXiv:1606.06677 \[hep-ph\]](#).
- [35] K. Dimopoulos and C. Owen, *Modelling inflation with a power-law approach to the inflationary plateau*, *Phys.Rev.* **D94** (2016) 063518, [arXiv:1607.02469 \[hep-ph\]](#).
- [36] A. Rumsey, *Thermal Inflation with a Thermal Waterfall Scalar Field Coupled to a Light Spectator Scalar Field*. Thesis, Lancaster University, 2016. [arXiv:1610.00146v1 \[astro-ph.CO\]](#). <http://inspirehep.net/record/1489131/files/arXiv:1610.00146.pdf>.
- [37] K. Dimopoulos and D. H. Lyth, *Models of inflation liberated by the curvaton hypothesis*, *Phys.Rev.* **D69** (2004) 123509, [arXiv:hep-ph/0209180 \[hep-ph\]](#).
- [38] E. W. Kolb and M. S. Turner, *The Early Universe*, *Front. Phys.* **69** (1990) 1.
- [39] T. S. Bunch and P. C. W. Davies, *Quantum Field Theory in de Sitter Space: Renormalization by Point Splitting*, *Proc. Roy. Soc. Lond.* **A360** (1978) 117–134.
- [40] A. A. Starobinsky and J. Yokoyama, *Equilibrium state of a selfinteracting scalar field in the De Sitter background*, *Phys.Rev.* **D50** (1994) 6357, [arXiv:astro-ph/9407016 \[astro-ph\]](#).
- [41] A. Ashoorioon, K. Dimopoulos, M. M. Sheikh-Jabbari and G. Shiu, *Reconciliation of High Energy Scale Models of Inflation with Planck*, *JCAP* **02** (2014) 025, [arXiv:1306.4914 \[hep-th\]](#).