

High temperature resistivity measured at $\nu = \frac{5}{2}$ as a predictor of 2DEG quality in the N=1 Landau level

Q. Qian,^{1,2} J. Nakamura,^{1,2} S. Fallahi,^{1,2,3} G. C.
Gardner,^{2,3,4} J. D. Watson,^{1,3} and M. J. Manfra^{1,2,3,4,5,*}

¹*Department of Physics and Astronomy, Purdue University*

²*Station Q Purdue, Purdue University*

³*Birck Nanotechnology Center, Purdue University*

⁴*School of Materials Engineering, Purdue University*

⁵*School of Electrical and Computer Engineering, Purdue University*

(Dated: November 26, 2021)

Abstract

We report a high temperature ($T = 0.3\text{K}$) indicator of the excitation gap $\Delta_{5/2}$ at the filling factor $\nu = 5/2$ fractional quantum Hall state in ultra-high quality AlGaAs/GaAs two-dimensional electron gases. As the lack of correlation between mobility μ and $\Delta_{5/2}$ has been well established in previous experiments, we define, analyze and discuss the utility of a different metric $\rho_{5/2}$, the resistivity at $\nu = 5/2$, as a high temperature predictor of $\Delta_{5/2}$. This high-field resistivity reflects the scattering rate of composite fermions. Good correlation between $\rho_{5/2}$ and $\Delta_{5/2}$ is observed in both a density tunable device and in a series of identically structured wafers with similar density but vastly different mobility. This correlation can be explained by the fact that both $\rho_{5/2}$ and $\Delta_{5/2}$ are sensitive to long-range disorder from remote impurities, while μ is sensitive primarily to disorder localized near the quantum well.

The two-dimensional electron gas (2DEG) in GaAs/AlGaAs heterostructures remains the preeminent semiconductor platform for the study of strong electron-electron correlations in reduced dimensions. As the design of GaAs/AlGaAs 2DEG structures becomes more sophisticated and ultra-low temperature experiments become more complicated, the question of how best to make a preliminary assessment of sample quality becomes increasingly important [1]. This is especially true for heterostructures designed to explore the most fragile fractional quantum Hall states (FQHSs) in the $N=1$ Landau level (LL), a regime in which many distinct phases are separated by small intervals in filling factor $\nu = hn/eB$ (h is Planck's constant, n is 2DEG density, e is the charge of the electron and B is magnetic field) that must be examined at temperatures below 50mK. For example, transport signatures of the putative non-Abelian $\nu = 5/2$ and $\nu = 12/5$ FQHS and reentrant integer quantum Hall effect (RIQHE) states are strongest at temperatures $T \leq 20\text{mK}$. Traditionally, zero-magnetic-field mobility measured at much higher temperatures ($0.3\text{K} \leq T \leq 2\text{K}$) has been used as a primary metric of 2DEG quality, but a large body of experimental and theoretical evidence has now shown that mobility does not necessarily encode all information needed to predict high-field behavior in the fractional quantum Hall regime [1–5]. Evidently additional methods must be employed to predict behavior at lower temperatures and high magnetic field in the highest quality samples [4]. In the context of the present work, quality is quantified by the size of the energy gap of the FQHS at $\nu = 5/2$, $\Delta_{5/2}$. We note that samples with high $\Delta_{5/2}$ generally show high-quality transport throughout the $N=1$ LL.

Composite fermion (CF) theory replaces a system of highly interacting electrons with a system of weakly-interacting composite fermions by vortex attachment [14–16] and explains the physics around filling factor $\nu = 1/2$ in the $N=0$ LL. Extending this theory to other half-fillings in higher LLs, we expect that at $T=0.3\text{K}$, the state at $\nu = 5/2$ is also described by composite fermions experiencing zero effective magnetic field $B_{eff} = 0$. Indeed, Willett and collaborators [8] demonstrated the existence of a Fermi surface at $\nu = 5/2$ at $T=0.3\text{K}$ using surface acoustic wave techniques. The CF model has also been successfully used to analyze energy gaps of odd denominator FQHSs around $\nu = 5/2$ by using the CF cyclotron energy [20, 21]. In the CF picture, the fractional quantum Hall state that emerges at $T \leq 100\text{mK}$ is viewed as a condensation of CFs driven by a BCS-like p-wave pairing instability [31, 32]. In this work, we assume that at $T=0.3\text{K}$ a Fermi sea of CFs forms at $\nu = 5/2$, and measure the resistivity of this metallic phase, $\rho_{5/2}$, analogously to the zero field resistivity. We investigate

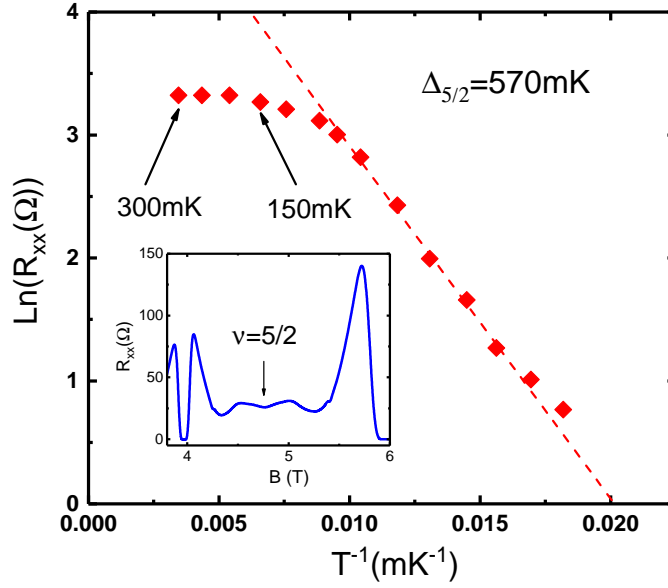


FIG. 1. (color online). Arrhenius plot at $\nu = 5/2$ where the gap is measured to be 570mK. Magnetoresistance at $T=0.3\text{K}$ in a larger field range is shown in the inset.

this high field resistivity as a high temperature ($T = 0.3\text{K}$) indicator of the strength of the $\nu = 5/2$ FQHS at low temperatures.

The longitudinal resistance as a function of magnetic field B measured at $T = 0.3\text{K}$ in the vicinity of $\nu = 5/2$ is plotted in the inset of Fig. 1. A resistance minimum is observed at $\nu = 5/2$. It is noteworthy that the positive magnetoresistance near $\nu = 5/2$ resembles the transport behavior near $\nu = 3/2$ and $\nu = 1/2$ [22–24], but contrasts with the negative magnetoresistance often observed near zero field. The temperature dependence of resistance at $\nu = 5/2$ is shown in Fig. 1. In this exemplary Arrhenius plot, R_{xx} at $\nu = 5/2$ shows activated behavior below 100mK: it increases as temperature increases following $R_{xx} \propto e^{-\frac{\Delta}{2k_B T}}$. A linear fit through the activation region yields an energy gap $\Delta_{5/2}=570\text{mK}$. However, R_{xx} at $\nu = 5/2$ starts to saturate when temperature exceeds 150mK, and at $T=300\text{mK}$ it is insensitive to temperature. The very weak temperature dependence observed around $T=0.3\text{K}$ is an important attribute; it indicates that a description based on a gapped FQHS with a dilute population of thermally activated FQHS quasiparticles is no longer justified as it is at significantly lower temperatures. It is appealing to consider this change a temperature-driven transition to a CF Fermi sea. As a purely practical matter, the temperature insensitivity

of $\rho_{5/2}$ suggests the utility of our method of characterization in much the same way that $B=0$ mobility is insensitive to temperature below $T \sim 1\text{K}$ in ultra-high quality samples. The resistivity measured at $\nu = 1/2$ is equal to the CF resistivity. It can be shown that the resistivity measured at $\nu = 5/2$ is equivalent to CF resistivity up to a numerical scale factor [16, 23].

We have studied two types of samples. The first sample is a density tunable device: an *in situ* back-gated 2DEG. The 2DEG is grown by molecular beam epitaxy (MBE) and resides in a 30nm GaAs quantum well bounded by $\text{Al}_{0.24}\text{Ga}_{0.76}\text{As}$ barriers with Si δ -doping in a narrow GaAs layer flanked by pure AlAs layers placed 66nm above the principal 30nm GaAs quantum well. This design has been shown to yield the largest gap energy for the $\nu = 5/2$ FQHS [4, 7, 9, 10]. It is believed [2] that low conductivity electrons confined in the X-band of the AlAs barriers surrounding the narrow GaAs doping wells screen potential fluctuations caused by remote donor impurities, promoting expression of large gap FQHS in the $N=1$ LL. This particular sample displays the largest excitation gap for the $\nu = 5/2$ FQHS reported in the literature, attesting to its high quality [11]. The *in situ* gate consists of an n^+ GaAs layer situated 850 nm below the bottom interface of the quantum well. There is an 830nm GaAs/AlAs superlattice between the 2DEG and back gate to minimize leakage current. The device is a 1mm by 1mm lithographically-defined Van der Pauw (VdP) square with eight Ni\Ge\Au\Ni stack contacts diffused along the sample edges; processing details have been described in reference [11].

In a second set of experiments we examine a series of samples each sharing the same heterostructure design: a 30nm GaAs quantum well with 2DEG density $n = 3.0 \times 10^{11}/\text{cm}^2$. The quantum well is flanked by symmetric Si δ -doping in GaAs doping wells as described previously [4]. These samples are grown in a single MBE growth campaign; sample mobility improves as the unintentional impurities emanating from the source material decrease with increasing growth number. Each specimen consists of a 4mm by 4mm VdP square with 8 diffused indium contacts on the edges. We perform standard low frequency (13-85 Hz) lock-in measurements. The excitation currents for resistivity measurement and gap measurement are 10nA and 2nA, respectively. We use the Van der Pauw method for measuring resistivities; the quoted resistivity is the usual average of four distinct resistance measurements. The samples are homogeneous such that the resistances measured along different crystallographic directions are similar, both at $\nu = 5/2$ and zero field.

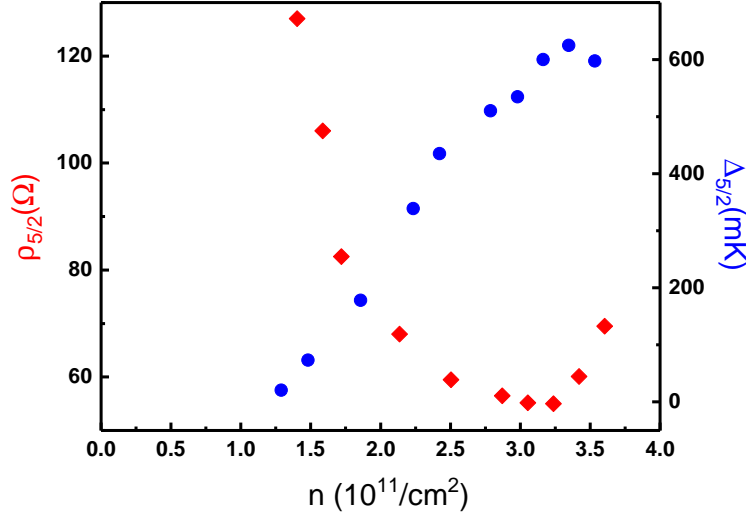


FIG. 2. (color online). $\nu = 5/2$ resistivity $\rho_{5/2}$ measured at $T = 0.3\text{K}$ (Red) and $\Delta_{5/2}$ (Blue) as a function of 2DEG density n for the *in situ* back gated sample.

In Fig. 2(a) we present the dependence of $\rho_{5/2}$ (left axis) and $\Delta_{5/2}$ (right axis) for various densities of the *in situ* back gated GaAs 2DEG. The typical uncertainty for gap and resistivity measurement is $\pm 5\%$. As n increases, $\Delta_{5/2}$ increases and $\rho_{5/2}$ decreases. A clear correlation between $\rho_{5/2}$ and $\Delta_{5/2}$ is observed in this density tunable device.

In the density-tunable device, we expect that as density increases the resistivity $\rho_{5/2}$ should decrease due to the increasing carrier concentration, and the energy gap $\Delta_{5/2}$ should increase due to the increase of the Coulomb energy scale. It is also possible that the scattering rate may change with changing density [1, 16], so the change of $\rho_{5/2}$ and $\Delta_{5/2}$ with changing density likely reflects both their explicit density dependence and the effects of scattering. The strong correlation we observe between $\rho_{5/2}$ and $\Delta_{5/2}$ in this device indicates that $\rho_{5/2}$ captures both the density dependence and the effects of scattering on the energy gap.

We note that at high densities, $\rho_{5/2}$ begins to increase and $\Delta_{5/2}$ plateaus and decreases slightly. This has been explained by occupation of the first excited subband of the quantum well [11], and may be responsible for the slight mismatch between the minimum of $\rho_{5/2}$ and the peak of $\Delta_{5/2}$; evidently the correlation between $\rho_{5/2}$ and $\Delta_{5/2}$ is not as strong when there is parallel conduction through an excited subband.

We then measured $\rho_{5/2}$ for the series of wafers with the identical heterostructure design and fixed 2DEG density. The relationship between $\rho_{5/2}$ and μ is illustrated in Fig. 3: $\rho_{5/2}$

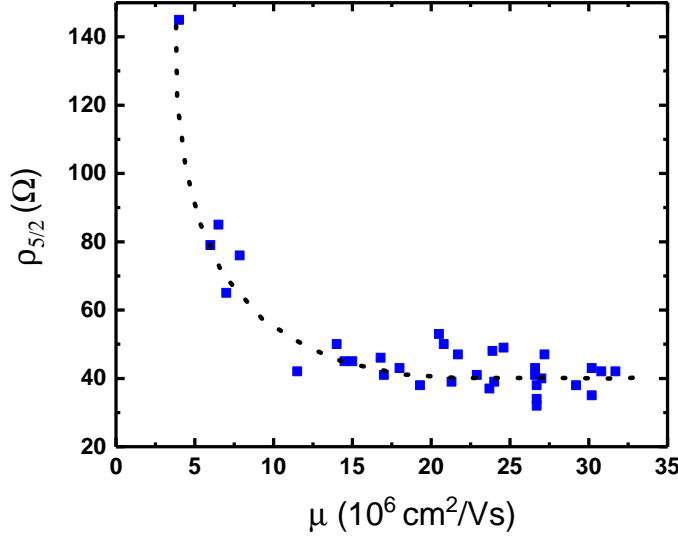


FIG. 3. (color online). $\nu = 5/2$ resistivity $\rho_{5/2}$ measured at $T=0.3\text{K}$ vs. mobility for samples grown during a single MBE growth campaign. All samples have same heterostructure design: a symmetrically doped GaAs quantum well with density $n = 3.0 \times 10^{11}/\text{cm}^2$. The dashed line is guide to the eye.

initially drops monotonically as mobility increases, but it saturates at $\mu \sim 15 \times 10^6 \text{cm}^2/\text{Vs}$ even though mobility keeps increasing over the course of the MBE growth campaign. In this high mobility range $\rho_{5/2}$ and μ appear to have no relationship to one another; samples with the same $\rho_{5/2}$ may have vastly different μ . A few samples with various combinations of $\rho_{5/2}$ and μ are chosen from the sample set in Fig. 3 to measure energy gaps ($\Delta_{5/2}$) of the fractional quantum Hall state that forms at $\nu = 5/2$ at lower temperatures. Fig. 4 (a) displays the relation between $\Delta_{5/2}$ and $1/\rho_{5/2}$ for those samples: $\Delta_{5/2}$ increases monotonically as $1/\rho_{5/2}$ increases. For the largest $1/\rho_{5/2}$, where $\rho_{5/2}$ is 39Ω , $\Delta_{5/2}$ reaches 570mK , among the largest gaps at this density ever reported in literature [7, 11, 20]. Here, in this comparison of different samples with the same density but different levels of disorder, we also observe a strong correlation between $\Delta_{5/2}$ and $\rho_{5/2}$, indicating that $\rho_{5/2}$ is sensitive to the scattering mechanisms that limit $\Delta_{5/2}$. We also plot $\Delta_{5/2}$ vs. μ for these samples. As it is shown in Fig. 4 (b), in the low mobility range where $\mu < 10 \times 10^6 \text{cm}^2/\text{Vs}$, $\Delta_{5/2}$ increases as μ increases. However, no correlation exists in the high mobility range where $\mu > 10 \times 10^6 \text{cm}^2/\text{Vs}$.

We briefly discuss why the CF resistivity measured by $\rho_{5/2}$ may contain different informa-

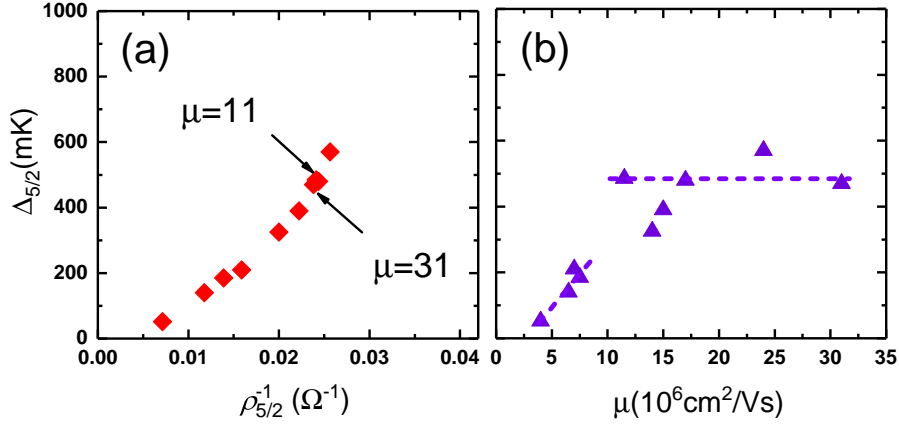


FIG. 4. (color online). The $\nu = 5/2$ energy gap $\Delta_{5/2}$ vs. $1/\rho_{5/2}$ (a) and mobility μ (b) for samples chosen from Fig. 3. The arrows in (a) indicate two samples with the same $\rho_{5/2}$ and $\Delta_{5/2}$ but vastly different μ , and the units for the listed μ are $10^6 \text{ cm}^2/\text{Vs}$. The dashed lines in (b) are guides to the eye.

tion than the zero-field mobility and show a stronger correlation with the low-temperature $\nu = 5/2$ FQHS. Zero-field resistivity is dominated by large-angle scattering [1]. Because of this, the zero-magnetic-field mobility is primarily limited by Coulomb scattering from impurities located directly in the quantum well [1, 6, 7, 30], while remote impurities primarily cause small-angle scattering which has significantly less impact on mobility. Composite fermions at half-filling are also scattered by impurities; however, remote charged impurities also induce spatial variations in the effective magnetic field B_{eff} due to variations in the 2DEG density [16, 17]. These effective magnetic field variations cause increased large-angle scattering of CFs, resulting in an enhanced contribution by remote impurities to the CF resistivity [16, 23, 28]. Because of this, we expect that $\rho_{5/2}$ is more sensitive to remote impurities than the zero-field mobility and thus contains different information about the distribution of impurities in the system. This increase in large-angle scattering has been observed experimentally at $\nu = 1/2$ [22]. However, the connection between CF resistivity at $\nu = 5/2$ and FQHS gap strength has not been previously studied. Our data suggests that variations of B_{eff} from remote impurities dominate the measured $\rho_{5/2}$.

Other experiments [23–25] and theory [26, 29] at $\nu = 1/2$ have shown that short-range CF-CF interactions via gauge field fluctuations result in an additional correction to the CF scattering rate and resistivity which is not present at zero field. This may be another reason

that $\rho_{5/2}$ provides information about the disorder potential from impurities that μ does not.

Next, we address the sensitivity of the strength the $\nu = 5/2$ FQHS to disorder. It has been shown through computational methods that the size of quasiparticles and quasiholes in the $\nu = 5/2$ state is unusually large, on the order of at least 12 times the magnetic length [2]; this large size is expected to make $\Delta_{5/2}$ sensitive to long-range disorder from remote charged impurities [2, 5]. Experiments studying the effects of remote doping schemes have confirmed that remote impurities from ionized donors do indeed have a large impact on $\Delta_{5/2}$, but minimal effect on μ [3, 18]. A particularly illuminating experiment is detailed in Ref. [7]: it was found that intentionally placing short-range disorder directly in the quantum well drastically reduced mobility but had a comparatively small effect on $\Delta_{5/2}$, confirming that μ is limited by short-range disorder while $\Delta_{5/2}$ is more sensitive to long-range disorder from remote impurities. The fact that both $\Delta_{5/2}$ and $\rho_{5/2}$ are sensitive to long-range disorder from remote impurities explains the strong correlation we observe between the two quantities and the lack of correlation with μ .

Additionally, if the $\nu = 5/2$ FQHS is considered to be a p-wave Cooper-paired state of composite fermions as in the Moore-Read Pfaffian state [31, 32], then it is natural to compare our results to what is observed in p-wave superconductors. In p-wave superconductors, as the normal-state resistivity increases due to impurity scattering, the superconducting transition temperature T_c is expected to decrease [34–37], and strong suppression of T_c with increasing normal-state resistivity has been observed experimentally in the putative p-wave superconductor Sr_2RuO_4 [33, 37]. Therefore, the direct correlation we observe between the normal-state CF resistivity at $T=0.3\text{K}$ and the low-temperature $\nu = 5/2$ FQHS energy gap is in qualitative agreement with the strong dependence of T_c on normal-state resistivity in p-wave superconductors.

We mention that the quantum scattering time τ_q measured by low-field Shubnikov-de Hass oscillations [12, 13] is also expected to be sensitive to long range disorder, and thus might be expected to be a predictor of $\Delta_{5/2}$ [1]. However, a previous experiment in a density-tunable device [2] showed no correlation between τ_q and the strength of the $\nu = 5/2$ FQHS. We also measured τ_q in our back-gated device and found no correlation with $\Delta_{5/2}$ (data not shown here); a detailed analysis of quantum scattering time in our samples is presented in a forthcoming publication.

In conclusion, we observe a strong correlation between $\rho_{5/2}$ and $\Delta_{5/2}$ in both a density-

tunable device and in a series of samples with fixed 2DEG density. Therefore, we propose the use of $\rho_{5/2}$ measured at $T = 0.3\text{K}$ as a metric to predict the strength of $\nu = 5/2$ FQHS at low temperatures. The fact that we observe this correlation both when the electron density is varied (in the back-gated device) and when the level of disorder is varied (in the series of fixed-density samples) makes our method a robust tool for predicting $\Delta_{5/2}$. A possible physical origin for the correlation is that $\rho_{5/2}$ is sensitive to large-angle scattering by remote impurities due to the variation of the B_{eff} and to short-range CF-CF interactions, neither of which are reflected in the zero-field mobility.

This work was supported by the Department of Energy, Office of Basic Energy Sciences, under Award number DE-SC0006671. Additional support for sample growth from the W. M. Keck Foundation and Microsoft Station Q is gratefully acknowledged. We thank S. H. Simon for important comments on this work.

* mmanfra@purdue.edu

- [1] S. Das Sarma and E. H. Hwang, Phys. Rev. B **90**, 035425 (2014)
- [2] J. Nuebler, V. Umansky, R. Morf, M. Heiblum, K. von Klitzing, and J. Smet, Phys. Rev. B **81**, 035316 (2010)
- [3] G. Gamez and K. Muraki, Phys. Rev. B **88**, 075308 (2013)
- [4] M. J. Manfra, Annu. Rev. Condens. Matter Phys., **5** 347 (2014)
- [5] W. Pan, N. Masuhara, N. S. Sullivan, K. W. Baldwin, K. W. West, L. N. Pfeiffer, and D. C. Tsui, Phys. Rev. Lett. **84**, 12305 (2011)
- [6] E. H. Hwang and S. Das Sarma, Phys. Rev. B **77**, 235437 (2008)
- [7] NP Deng, G. C. Gardner, S. Mondal, E. Kleinbaum, M. J. Manfra and G. A. Csathy, Phys. Rev. Lett. **112**, 116804 (2014)
- [8] R. L. Willett, K. W. West, L. N. Pfeiffer, Phys. Rev. Lett. **88**, 066801 (2002)
- [9] M. Samani, A. V. Rossokhaty, E. Sajadi, S. Luscher, J. A. Folk, J. D. Watson, G. C. Gardner, and M. J. Manfra, Phys. Rev. B **90**, 121405(R) (2014)
- [10] NP Deng, J. D. Watson, L. P. Rokhinson, M. J. Manfra, and G. A. Csathy, Phys. Rev. B **86**, 201301 (2012)
- [11] J. D. Watson, G. A. Csathy, and M. J. Manfra, Phys. Rev. Appl. **3**, 064004 (2015)

- [12] P. T. Coleridge, R. Stoner, and R. Fletcher, Phys. Rev. B **39**, 1120 (1989)
- [13] P. T. Coleridge, Phys. Rev. B **44**, 3793 (1991)
- [14] J. K. Jain, Phys. Rev. B **40**, 8079 (1989)
- [15] J. K. Jain, Phys. Rev. Lett. **63**, 199 (1989)
- [16] B. I. Halperin, P. A. Lee, and N. Read, Phys. Rev. B **47**, 7312 (1993)
- [17] V. Kalmeyer and S. C. Zhang, Phys. Rev. B **46**, 9889 (1992)
- [18] V. Umansky, M. Heiblum, Y. Levinson, J. Smet, J. Nubler, and M. Dolev, J. Cryst. Growth **311**, 1658 (2009)
- [19] A. M. Chang, M. A. Paalanen, D. C. Tsui, H. L. Stormer, and J. C. M. Hwang, Phys. Rev. B **28**, 6133 (1983)
- [20] A. Kumar, G. A. Csathy, M. J. Manfra, L. N. Pfeiffer, and K. W. West, Phys. Rev. Lett. **105**, 246808 (2010)
- [21] N. Samkharadze, J. D. Watson, G. Gardner, M. J. Manfra, L. N. Pfeiffer, K. W. West, and G. A. Csathy, Phys. Rev. B **84**, 121305(R) (2011)
- [22] R. R. Du, H. L. Stormer, D. C. Tsui, L. N. Pfeiffer, and K. W. West Phys. Rev. Lett. **70**, 2944 (1993)
- [23] L. P. Rokhinson, B. Su, and V. J. Goldman, Phys. Rev. B **52**, R11588(R) (1995)
- [24] L. P. Rokhinson and V. J. Goldman, Phys. Rev. B **56**, R1672(R) (1997)
- [25] W. Kang, Song He, H. L. Stormer, L. N. Pfeiffer, K. W. Baldwin, and K. W. West, Phys. Rev. Lett. **75**, 4106 (1995)
- [26] D. V. Khveshchenko, Phys. Rev. Lett. **77**, 362 (1996)
- [27] D. V. Khveshchenko, Phys. Rev. B **55**, 13817 (1997)
- [28] A. G. Aronov, E. Altshuler, A. D. Mirlin, and P. Wlfle, Phys. Rev. B **52**, 4708 (1995)
- [29] A. D. Mirlin and P. Wlfle, Phys. Rev. B **55**, 5141 (1997)
- [30] G. C. Gardner et. al., Journal of Crystal Growth **441**, 71 (2016)
- [31] G. Moore and N. Read, Nucl. Phys. B **360**, 362 (1991)
- [32] Jainendra K. Jain, *Composite Fermions*, (Cambridge University Press, Cambridge, 2007) p. 210-213
- [33] A. P. Mackenzie, R. K. W. Haselwimmer, A. W. Tyler, G. G. Lonzarich, Y. Mori, S. Nishizaki, and Y. Maeno, Phys. Rev. Lett. **80**, 161 (1998)
- [34] A. A. Abrikosov and L. P. Gorkov, Zh. Eksp. Teor. Fiz. **39**, 1781 (1960)

- [35] A. J. Millis, S. Sachdev, and C. M. Varma, Phys. Rev. B **37**, 4975 (1988)
- [36] R. J. Radtke, K. Levin, H. -B. Schuttler, and M. R. Norman, Phys. Rev. B **48**, 653 (1993)
- [37] A. P. Mackenzie, Rev. Mod. Phys. **75**, 657 (2003)