

Novel measurements of anomalous triple gauge couplings for the LHC

A. Azatov^{a,b}, J. Elias-Miró^a, Y. Reyimuaji^{a,b}, E. Venturini^a

^a SISSA/ISAS and INFN, I-34136 Trieste, Italy

^b Abdus Salam International Centre for Theoretical Physics, I-34151 Trieste, Italy

Abstract

Finding better ways to probe the Standard Model Effective Field Theory is a very important direction of research. This paper focuses on measurements of Electroweak triple gauge couplings, paying special attention on the regime of validity of the Effective Field Theory (EFT). In this regard, one of our goals is to find measurements leading to a large increase of the interference between the SM amplitude and the contribution of irrelevant operators in the EFT. We propose two such distributions that will lead to a better accuracy. Improvements compared to the traditional methods as well as LHC high luminosity prospects are discussed.

Contents

1	Introduction	2
2	Features of TGC mediated amplitudes	4
2.1	Energy growth	5
2.2	Accuracy obstruction	6
2.3	Power-counting examples	8
2.4	Numerical cross-check	9
3	Solutions to the non-interference obstruction	10
3.1	Angular distributions	11
3.2	Going beyond LO	13
4	EFT validity	14
4.1	Dealing with the leakage of high invariant mass events	16
5	Details of the collider simulation and statistical procedure	18
6	Results	20
7	Conclusions and outlook	21
A	Further details on the bounds	23

1 Introduction

The Standard Model (SM) of particle physics is our best model describing the innermost layer of matter. It has been verified in uncountable experiments spanning a wide range of energies. The Higgs discovery [1, 2] was the icing of the cake of more than forty decades of experiments confirming every testable prediction of the SM. Now, the most important goal of the LHC is the quest for new physics, either in the form of deviations from the SM predictions or as new degrees of freedom in direct searches.

ATLAS and CMS have performed many dedicated searches of beyond the Standard Model (BSM) theories [3]. All such investigations have led to null results. Before the run of these experiments it was widely acknowledged that the confirmation of the SM and nothing more is a logical possibility. At the same time though there are many theoretically appealing BSM extensions that seem to make sense. Thus, *why nature is not making use of them?* is a very pressing question that should have an answer. In order to make progress towards answering this question we can envision two possible strategies: more clever model building – which may require a paradigm change with respect to conventional views; or to understand in detail the real pressure that the LHC is imposing on the BSMs. This work deals with a particular example in the second direction.

The experimental results suggest that there is at least a moderate mass gap between the electroweak scale m_W and the new physics scale Λ . Given this situation it is very convenient to parametrize possible deviations from the SM in an EFT approach. This consists in viewing the SM as the leading interactions of an effective Lagrangian and incorporate BSM deviations in a perturbative expansion in powers of SM fields or derivatives D_μ over the proper power of Λ ,

$$\mathcal{L}_{\text{eff}} = \mathcal{L}_{\text{SM}} + \mathcal{L}_6 + \cdots, \quad (1.1)$$

where ellipses denote terms of order $1/\Lambda^3$ and higher. Given the uncertainty of the current situation

we will take a skeptical point of view on the particular UV physics leading to (1.1) and thus only assume the SM gauge symmetries. Then, up to the dimension five Weinberg operator $\sim \Psi_L \Psi_L H H$, the leading deviation from the SM consists in operators of dimension six,

$$\mathcal{L}_6 = \sum_i \frac{c_i O_i}{\Lambda^2}. \quad (1.2)$$

The dimensionless coefficients c_i are the Wilson coefficients, which we assume to be perturbative but otherwise arbitrary. The operators appearing in (1.2) were exhaustively listed in [4], see also [5]. The advent of the LHC, especially after the Higgs discovery, has triggered an abundant number of works on interpreting the LHC searches as limits on effective field theory deformations of the SM. It is very interesting to find better ways to measure the SM EFT. This is in fact the purpose of this work, which focuses on diboson production WZ/WW at the LHC and how it can be used to constrain the deformations from the SM due to the triple gauge couplings (TGCs) in \mathcal{L}_6 .

In the SM the TGC are fixed by the Lorentz symmetry and given by

$$ig W^{+\mu\nu} W_\mu^- W_\nu^3 + ig W^{3\mu\nu} W_\mu^+ W_\nu^-, \quad (1.3)$$

where $W_\nu^3 = c_\theta Z_\nu + s_\theta A_\nu$ is a linear combination of the Z and photon vector boson, and θ is the Weinberg angle. The interaction in (1.3) is written in the unitary gauge, so that the vector boson fields describe both longitudinal and transverse polarizations. There are only two types of CP-even anomalous triple gauge couplings (aTGCs) deviating from (1.3). The first one consists in deforming (1.3) away from the SM point

$$\mathcal{L}_{aTGC}^{1st} = ig c_\theta \delta g_{1,Z} Z_\nu W^{+\mu\nu} W_\mu^- + h.c. + ig (c_\theta \delta \kappa_Z Z^{\mu\nu} + s_\theta \delta \kappa_\gamma A^{\mu\nu}) W_\mu^+ W_\nu^-. \quad (1.4)$$

Modifications of the coupling $W^{+\mu\nu} W_\mu^- A_\mu$ is forbidden by gauge invariance and the relation $\delta \kappa_Z = \delta g_{1,Z} - \tan^2 \theta \delta \kappa_\gamma$ is satisfied if only dimension six operators are considered. The other type of deformations are obtained by adding extra derivatives on (1.3). This translates into higher powers of momentum in the amplitudes. In an expansion in powers of momentum, the leading such deformation is

$$\mathcal{L}_{aTGC}^{2nd} = \lambda_Z \frac{ig}{m_W^2} W_{\mu_1}^{+\mu_2} W_{\mu_2}^- W_{\mu_3}^3 W_{\mu_3}^{\mu_1}. \quad (1.5)$$

The study of the triplet of deformations $\{\delta g_{1,Z}, \delta \kappa_Z, \lambda_Z\}$ is a classic test of the SM with a long history starting with the works [6, 7] and continued by [8–11].¹ Famously, the interactions (1.4, 1.5) were bounded with percent level accuracy at the LEP-2 experiment [21]:

$$\lambda_Z \in [-0.059, 0.017], \quad \delta g_{1,Z} \in [-0.054, 0.021], \quad \delta \kappa_Z \in [-0.074, 0.051], \quad (1.6)$$

at 95% confidence level.

At the LHC, we would like to exploit the energy growth of (1.4, 1.5) to put stronger bounds on TGCs. However it is well known that some of the TGC contributions have an additional suppression factor at high energy. In particular the leading energy contribution coming from the λ_Z TGC does not interfere with SM for any $2 \rightarrow 2$ process, which makes its measurements difficult

¹See for example [12–20] for recent TGC and EFT analyses.

at LHC. This is consequence of helicity selection rules [22, 23, 12], and the result is valid at leading order (LO). The main point of our paper is to find ways to overcome this suppression. We propose two measurements that enhance the interference of the λ_Z -BSM amplitude with the SM contribution. Our ideas will lead to a better measurement of aTGC at LHC.

The paper is organized as follows: in section 2 we review the basic physics associated to the TGC. Then, in section 3 we propose two new variables to improve the accuracy. In section 4 we discuss the challenges of the EFT measurements at the LHC. Then in sections 5 and 6 we discuss our methodology and the results. We conclude and comment on future directions in section 7.

2 Features of TGC mediated amplitudes

In this section we review simple facts of the diboson production at the LHC. This will allow us to spot measurements that have not been exploited yet and will lead to better sensitivity on the TGCs.

Di-boson production at the LHC is dominated by the $2 \rightarrow 2$ process $q\bar{q} \rightarrow WW/WZ$. To neatly expose the leading energy growth of this probability amplitudes we use the Goldstone equivalence theorem. Namely, we work with the parametrization where the transverse gauge-bosons are massless and the would-be Goldstone bosons in the Higgs doublet describe the longitudinal components of the W_{\pm}/Z gauge bosons. For definiteness of the notation,

$$\mathcal{L}_{\text{SM}} = (D_{\mu}H)^{\dagger}D^{\mu}H + \mathcal{L}_{\text{gauge}} + \mathcal{L}_{\psi} + V(H), \quad (2.1)$$

where the $D_{\mu}H = (\partial_{\mu} - ig'YB_{\mu} - igT^aW_{\mu}^a)H$, with T the $SU(2)_L$ generators, $Y = 1/2$ and $H^T = (\sqrt{2}G^+, v + h + iG_0)/\sqrt{2}$. As usual, the pure gauge sector is given by the field strengths $\mathcal{L}_{\text{gauge}} = -\frac{1}{4}W_{\mu\nu}^aW^{a\mu\nu} - \frac{1}{4}B_{\mu\nu}B^{\mu\nu} - \frac{1}{4}G_{A\mu\nu}G^{A\mu\nu}$, the piece \mathcal{L}_{ψ} involves the Kinetic terms for the fermions and the Yukawa interactions, and $V(H) = -m^2|H|^2 + \lambda|H|^4$. We recall that Goldstone's equivalence theorem,

$$\text{Diagram with } W_L^+ \text{ emission} = \text{Diagram with } G^+ \text{ emission} \times \left(1 + \mathcal{O}(m_W^2/E^2)\right)$$

states that to get the leading large energy behavior of the amplitudes with massive gauge bosons in the final state, we can identify in (2.1) the transverse and longitudinal components of the physical gauge bosons as

$$\{W_L^+, W_T^+\} = \{G^+, (W^1 - iW^2)/\sqrt{2}\}, \quad (2.2)$$

$$\{Z_L, Z_T\} = \{G_0/\sqrt{2}, \cos\theta_w W_3 - \sin\theta_w B\}, \quad (2.3)$$

where $\cos\theta = g/\sqrt{g'^2 + g^2}$ is the cosine of the Weinberg angle. With this basic result in mind, we proceed to discuss the energy growth of diboson production.

2.1 Energy growth

With the parametrization in (2.1) and the identifications in (2.2,2.3), the SM triple gauge couplings arise from

$$\text{tr} W_{\mu\nu} W^{\mu\nu} \supset \partial V_T V_T V_T, \quad (2.4)$$

$$(D_\mu H)^\dagger D^\mu H \supset \partial V_L V_T V_L + v V_T V_T V_L, \quad (2.5)$$

where we have neglected SM coupling constants as well as $\mathcal{O}(1)$ numerical factors. In (2.4,2.5) we have also suppressed the Lorentz index contractions and denoted by V either the W or Z vector boson. A one line calculation shows that the above TGC lead to s -channel amplitudes with the leading energy growth

$$\mathcal{M}(q\bar{q} \rightarrow V_T W_T^+) \sim E^0, \quad \mathcal{M}(q\bar{q} \rightarrow V_L W_L^+) \sim E^0, \quad \mathcal{M}(q\bar{q} \rightarrow V_T W_L^+ / V_L W_T^+) \sim \frac{v}{E}, \quad (2.6)$$

where E is the center of mass energy of the diboson system. The same asymptotic behavior is found for $W^- Z$ final states. In (2.6) we are working in the limit of massless light quarks, so that these only couple to the transverse gauge bosons, and we neglected subleading $\log(E)$ terms from loop corrections. The process $q\bar{q} \rightarrow V_T W_T$ is also mediated by t, u -channel diagrams that have the same energy growth as the s -channel in (2.6).

Next we discuss the energy growth of tree-level amplitudes involving one insertion of the anomalous TGCs $\{\delta g_{1,Z}, \delta \kappa_Z, \lambda_Z\}$, defined in (1.4,1.5). For this purpose, it is convenient to parametrize them in terms of the following dimension six operators,

$$O_{HB} = ig'(D^\mu H)^\dagger D^\nu H B_{\mu\nu}, \quad O_{HW} = ig(D^\mu H)^\dagger \sigma^a D^\nu H W_{\mu\nu}^a, \quad O_{3W} = \frac{g}{3!} \epsilon_{abc} W_\mu^{a\nu} W_\nu^{b\rho} W_\rho^{c\mu}, \quad (2.7)$$

which map onto the triplet $\{\delta g_{1,Z}, \delta \kappa_Z, \lambda_Z\}$ as follows

$$\lambda_Z = \frac{m_W^2}{\Lambda^2} c_{3W}, \quad \delta g_{1,Z} = \frac{m_Z^2}{\Lambda^2} c_{HW}, \quad \delta \kappa_Z = \frac{m_W^2}{\Lambda^2} (c_{HW} - \tan^2 \theta_{HB}). \quad (2.8)$$

In principle one could use other sets of operators to parametrize deviations in the physics of $q\bar{q} \rightarrow WW/WZ$ production. However, it is important to realize that after taking into account the constraints from LEP-1, the main possible deviations in diboson production are due to modifications on the SM triple gauge vertices [24, 25].² See also [13] where this result is studied using different bases of dimension six operators.

The operators in (2.7) include the following TGCs

$$O_{HB} \supset \partial W_L \partial Z_T \partial W_L + v W_T \partial Z_T \partial W_L + v^2 W_T \partial Z_T W_T + \dots, \quad (2.9)$$

$$O_{HW} \supset \partial V_L \partial V_T \partial V_L + v V_T \partial V_T \partial V_L + v^2 V_T \partial V_T V_T + \dots, \quad (2.10)$$

$$O_{3W} \supset \partial V_T \partial V_T \partial V_T + \dots, \quad (2.11)$$

²Note that the commonly used SILH basis, apart from the operators of (2.7), also includes a further operator contributing to the aTGC: $O_W = D^\mu W_\mu^\nu H D_\nu H + h.c.$. For our purposes though, it is enough to use (2.7) in order to capture the high energy behavior. Our results will be presented in terms of $\{\delta g_{1,Z}, \delta \kappa_Z, \lambda_Z\}$, which can be mapped into any other basis.

where ellipses denote interactions that either involve a photon or are not of the triple gauge type. Note that in (2.9)-(2.11) we have neglected SM couplings as well as numerical $\mathcal{O}(1)$ factors. At large energies the leading processes mediated by the interactions in (2.9)-(2.11) are

$$\mathcal{M}(q\bar{q} \rightarrow W_L^- W_L^+) \sim E^2/\Lambda^2 c_{HB} + E^2/\Lambda^2 c_{HW} \sim E^2/m_W^2 \delta g_{1,Z} + E^2/m_W^2 \delta \kappa_Z, \quad (2.12)$$

$$\mathcal{M}(q\bar{q} \rightarrow Z_L W_L^+) \sim E^2/\Lambda^2 c_{HW} = E^2/m_Z^2 \delta g_{1,Z}, \quad (2.13)$$

$$\mathcal{M}(q\bar{q} \rightarrow V_T W_T^+) \sim E^2/\Lambda^2 c_{3W} = E^2/m_W^2 \lambda_Z, \quad (2.14)$$

where we used (2.8) and omitted constant factors in front of the TGCs. The same leading energy growth is found by replacing $W^- \leftrightarrow W^+$ in the final state of (2.13). Interestingly, $\delta \kappa_Z/c_{HB}$ contributes at the order of E^2 only to the process (2.12). The leading contribution of $\delta \kappa_Z$ to $q\bar{q} \rightarrow WZ$ appears for the polarizations $\mathcal{M}(q\bar{q} \rightarrow Z_T W_L^+)$ and scales as $\sim vE/\Lambda^2$. This follows from the fact that at leading order in energy only the transverse polarization of the Z boson enters in \mathcal{O}_{HB} .

Next we discuss the generic properties of the production cross sections in the presence of these BSM amplitudes.

2.2 Accuracy obstruction

In general, the $2 \rightarrow 2$ scattering cross section in the presence of irrelevant operators scales as

$$\sigma(q\bar{q} \rightarrow VV) \sim \frac{g_{\text{SM}}^4}{E^2} \left[1 + \overbrace{c_i \frac{E^2}{\Lambda^2}}^{\text{BSM}_6 \times \text{SM}} + \overbrace{c_i^2 \frac{E^4}{\Lambda^4}}^{\text{BSM}_6^2} + \dots \right], \quad (2.15)$$

where the first factor g_{SM}^4/E^2 accounts for the energy flux of the initial quarks, and we have omitted numerical factors. In (2.15) we explicitly indicated dimension six squared and SM-dimension six interference terms, and ellipses stand for higher order corrections from operators of dimensions ≥ 8 .³ However, the operator \mathcal{O}_{3W} (i.e. the λ_Z deformation) is special because the interference between the amplitude $\mathcal{M}(q\bar{q} \rightarrow V_T W_T^+) \sim E^0$ in (2.6) and $\mathcal{M}(q\bar{q} \rightarrow V_T W_T^+) \sim c_{3W} E^2$ in (2.14) is suppressed and the scaling of the $\text{BSM}_6 \times \text{SM}$ piece is softer. This is a consequence of the helicity selection rules [23] as we will now review.⁴

The non-interference of the diboson production amplitude through \mathcal{O}_{3W} and the SM can be understood by first taking the limit where the masses of the electroweak gauge bosons are zero, namely we focus on transverse polarizations only. In this limit the tree-level SM process $q\bar{q} \rightarrow VV$ is only non-zero if the transverse helicities of the vector boson are opposite (\pm, \mp).⁵ At the same time though, the operator \mathcal{O}_{3W} in (2.7) leads to a triple gauge vertex where all three gauge bosons have the same helicity. A quick way to check this is to write the field strength in terms of spinor

³Note that operators of dimension 7 necessarily violate either baryon or lepton number. We assume the scale of such symmetry violation to be very large and therefore irrelevant for diboson physics at the LHC.

⁴See [22] for a pioneering discussion of this effect in the context of QCD.

⁵More generally, this follows from the Maximally Helicity Violation (MHV) helicity selection rules, see for instance [26].

indices $W_{\mu\nu}\sigma_{\alpha\dot{\alpha}}^{\mu}\sigma_{\beta\dot{\beta}}^{\nu} = w_{\alpha\beta}\bar{\epsilon}_{\dot{\alpha}\dot{\beta}} + \bar{w}_{\dot{\alpha}\dot{\beta}}\epsilon_{\alpha\beta}$, where as usual the tensors ϵ and $\bar{\epsilon}$ are used to raise α and $\dot{\alpha}$ indices, respectively. O_{3W} in (2.7) can be written in terms of the w/\bar{w} fields as

$$O_{3W} \propto w_{\alpha}^{\beta} w_{\beta}^{\gamma} w_{\gamma}^{\alpha} + \bar{w}_{\dot{\alpha}}^{\dot{\beta}} \bar{w}_{\dot{\beta}}^{\dot{\gamma}} \bar{w}_{\dot{\gamma}}^{\dot{\alpha}}. \quad (2.16)$$

Each antisymmetric tensor field w/\bar{w} can create a massless particle of spin $+1/-1$, respectively, and therefore diboson production through (2.16) leads to vector bosons with helicity (\pm, \pm) . Thus, at tree level we have that

$$q\bar{q} \longrightarrow V_{T\pm} V_{T\mp} \quad (\text{in the SM}), \quad (2.17)$$

$$q\bar{q} \longrightarrow V_{T\pm} V_{T\pm} \quad (\text{with } O_{3W} \text{ insertion}). \quad (2.18)$$

Since the final diboson states in (2.17,2.18) are different, there is no interference between both amplitudes. This statement is exactly true in the massless limit. However, two mass insertions $m_W \partial_{\mu} G^{+} W^{-\mu}$, $m_Z \partial_{\mu} G^0 Z^{\mu}$ can be used to flip the helicity of the final states, leading to a non-zero interference between (2.17,2.18). Flipping the helicity costs a factor m_W^2/E^2 . Then, the leading cross section for diboson production in the limit $E \gg m_W$ is given by,

$$\sigma(q\bar{q} \rightarrow V_T V_T) \sim \frac{g_{\text{SM}}^4}{E^2} \left[1 + c_{3W} \frac{m_V^2}{\Lambda^2} + c_{3W}^2 \frac{E^4}{\Lambda^4} \right]. \quad (2.19)$$

The important point to notice is that the second term of (2.19) has a suppressed energy scaling with respect to the general expectation in (2.15).

This behavior makes EFT consistent measurements of the c_{3W} difficult. Indeed, at the level of the dimension six operators the signal from the O_{3W} will be subdominant compared to the contributions of the other TGCs, which will require further disentanglement of the transverse and longitudinal final state polarizations. But even more, assuming an ideal separation of the longitudinal polarizations we need to remain in the EFT validity range, namely in the parameter space where the contributions from the dimension eight operators can be safely ignored. For the process $q\bar{q} \rightarrow V_T V_T$ the dimension eight contribution to the cross section can be schematically written as

$$\Delta\sigma_{\text{dim}=8}(q\bar{q} \rightarrow V_T V_T) \sim \frac{g_{\text{SM}}^4}{E^2} \left[\overbrace{c_8 \frac{E^4}{\Lambda^4}}^{\text{BSM}_8 \times \text{SM}} + \overbrace{c_8^2 \frac{E^8}{\Lambda^8}}^{\text{BSM}_8^2} + \dots \right]. \quad (2.20)$$

Note that the $\text{BSM}_8 \times \text{SM}$ piece scales as the BSM_6^2 contribution, E^4/Λ^4 . Where we have assumed that there is an interference between the SM and the new physics contributions at the level of the dimension eight operators. For the process $q\bar{q} \rightarrow V_T V_T$ this is indeed the case, consider for instance

$$g D^{\nu} W^{\sigma\tau} W_{\nu\tau} D^{\mu} W_{\mu\sigma} \sim D^{\dot{\alpha}\alpha} \omega_{\alpha\beta} \bar{\omega}_{\dot{\alpha}\dot{\gamma}} D^{\dot{\gamma}\sigma} \omega_{\sigma}^{\beta} - D_{\dot{\gamma}}^{\alpha} \bar{\omega}^{\dot{\beta}\dot{\gamma}} \omega_{\alpha\gamma} D_{\dot{\beta}}^{\sigma} \omega_{\sigma}^{\gamma} + D_{\dot{\gamma}}^{\alpha} \omega^{\beta\gamma} \omega_{\alpha\gamma} D_{\dot{\beta}}^{\dot{\sigma}} \bar{\omega}_{\dot{\sigma}}^{\dot{\gamma}} + \dots, \quad (2.21)$$

where ellipses denote terms with helicity configurations other than $\sim \omega\omega\bar{\omega}$; or the operator

$$g^2 (\bar{q}\gamma^{\rho} q) W_{\rho\nu} D^{\mu} W_{\mu\nu} \sim q^{\alpha} \bar{q}_{\dot{\beta}} w_{\alpha}^{\beta} D_{\dot{\beta}}^{\dot{\alpha}} \bar{w}_{\dot{\alpha}}^{\dot{\beta}} + \dots, \quad (2.22)$$

written in terms of spinor indices. The latter operator is a contact interaction contributing to $q\bar{q} \rightarrow VZ$ while (2.21) is a modification of the TGC – of the second type according to the discussion around (1.4-1.5). Note that both of them lead to final state bosons of helicities (\pm, \mp) , like in the SM.

Then the truncation at the dimension six level (2.19) is valid if only ⁶

$$\max \left(c_{3W} \frac{m_V^2}{\Lambda^2}, c_{3W}^2 \frac{E^4}{\Lambda^4} \right) > \max \left(c_8 \frac{E^4}{\Lambda^4}, c_8^2 \frac{E^8}{\Lambda^8} \right). \quad (2.23)$$

Suppose we will be able get rid of the interference suppression, then this condition is replaced by

$$\max \left(c_{3W} \frac{E^2}{\Lambda^2}, c_{3W}^2 \frac{E^4}{\Lambda^4} \right) > \max \left(c_8 \frac{E^4}{\Lambda^4}, c_8^2 \frac{E^8}{\Lambda^8} \right), \quad (2.24)$$

which is less restrictive if $c_{3W} E^2 / \Lambda^2 < 1$ (given that at LHC $E > m_V$).

Another advantage of having a large interference term is that it leads to the better measurement of the sign of the Wilson coefficient, otherwise very weakly constrained. The importance of the improvement in (2.24) depends on the actual values of the Wilson coefficients or in other words on the UV completions of the given EFT. To make this discussion more concrete we present a few examples in the next subsection.

2.3 Power-counting examples

The strength of the Wilson couplings can be estimated by a given set of power-counting rules characterizing a possible UV completion. Power-counting schemes are useful to incorporate particular biases towards the kind of BSM physics we would like to prove. This is a perfectly legitimate strategy and very much the point of using an Effective Field Theory approach, allowing to parametrize altogether broad classes of models. Particular examples are weakly coupled renormalizable UV completions, Minimal Flavor Violation (MHV) [27], the Strongly Interacting Light Higgs (SILH) [28], flavor universal BSM physics (see e.g. [29]), etc. The power-counting schemes commonly used are imposed through arguments based on the symmetries or dynamics of the Action, such that possible radiative corrections violating the assumed power-counting scheme are kept small or understood.

For example, we may assume that the UV completion is a renormalizable and weakly coupled QFT. Then, the power-counting consist in classifying those operators that are loop generated v.s. those that are generated at tree-level [30, 24]. The latter are expected to be bigger because the former are suppressed by $1/(16\pi^2)$ factors. Then, for example if we have heavy vector-like fermions, we expect

$$c_{3W} \sim \mathcal{O}(1) \times g^2 / (4\pi)^2, \quad c_{(2.21)} \sim \mathcal{O}(1) \times g^2 / (4\pi)^2, \quad (2.25)$$

where $c_{(2.21)}$ refers to the Wilson coefficient of the dimension eight operator in (2.21); the contribution to $c_{(2.22)}$ has a stronger loop suppression. This setup is somewhat pessimistic since the extra

⁶We are assuming that contributions of operators of dimension higher than eight are even smaller.

loop suppression makes it hard to prove c_{3W} with the LHC sensitivity. In any case, improvement from (2.23) to (2.24) is

$$E^2 < \Lambda m_W \longrightarrow E < \Lambda. \quad (2.26)$$

As an other power-counting instance, one may envision a scheme where for each extra-field strength that we add to the dimension four SM Lagrangian we pay a factor $g_* \lesssim 4\pi$. With this power-counting we obtain

$$c_{3W} \sim g_*/g, \quad c_{(2.21)} \sim g_*/g, \quad c_{(2.22)} \sim g_*g/(16\pi^2), \quad (2.27)$$

where the $1/g$ factor is due to the normalization of O_{3W} in (2.7). This power counting, called *pure Remedios*, was introduced in [31].⁷ This power-counting is more optimistic regarding possible LHC signals since g_* can be naturally large. However, in this scenario there is no improvement from (2.23) to (2.24), and in both cases we find

$$E < \Lambda. \quad (2.28)$$

Lastly we will discuss one scale one coupling power-counting [28], which predicts

$$c_{3W} \sim c_{(2.21)} \lesssim \frac{g_*}{g}, \quad c_{(2.22)} \lesssim \frac{g_*^2}{g^2}. \quad (2.29)$$

In this case the improvement from (2.23) to (2.24) would be

$$E < \left(\frac{g\Lambda^2 m_W^2}{g_*} \right)^{1/4} \longrightarrow E < \Lambda \sqrt{\frac{g}{g_*}}. \quad (2.30)$$

To conclude this subsection we would like to remind the reader that EFT validity discussion needs some assumptions on power-counting (see for a recent discussion [32]). In the rest of the paper though, we do not commit to any of the aforementioned power-counting rules. We only assume perturbative, but otherwise arbitrary, Wilson coefficients.

2.4 Numerical cross-check

In Fig. 1 we show the results of a MadGraph5 [33] simulation, using the EWdim6 [34] model⁸, for the process $pp \rightarrow VW$. The parametric dependence of the cross section on the TGCs is given by

$$\sigma_{q\bar{q} \rightarrow VW} = \sigma_{\text{SM}} + \delta \sigma_{\text{int}} + \delta^2 \sigma_{\text{BSM}^2}, \quad \text{with} \quad \delta = \{\delta g_{1,Z}, \delta \kappa_Z, \lambda_Z\}, \quad (2.31)$$

In Fig. 1 we plot $\sigma_{\text{int}}/\sigma_{\text{SM}}$ (left) and $\sigma_{\text{BSM}^2}/\sigma_{\text{SM}}$ (right) for different anomalous TGCs as a function of the invariant mass m_{VW} of the VW final state system. Note that in this ratios the g_{SM}^4/E^4

⁷In a nutshell, the construction is based on the following observation. Consider the SM effective Lagrangian $\mathcal{L}_{\text{EFT}} = \mathcal{L}_{\text{Higgs}} + \mathcal{L}_{\psi} + \frac{\Lambda^4}{g_*^2} L(\hat{F}_{\mu\nu}/\Lambda^2, \partial_\mu/\Lambda)$, where the gauge-field strengths $\hat{F}_{\mu\nu}$ are not canonically normalized and we view L as a functional that we expand in inverse powers of Λ . Then, it is technically natural to set $g_* \gg g$ in \mathcal{L}_{EFT} because as $g \rightarrow 0$ the $SU(2)_L$ gauge symmetry acting on \mathcal{L}_{EFT} is deformed into $SU(2)_L^{\text{global}} \rtimes U(1)_{\text{gauge}}^3$ – we refer to [31] for details.

⁸Note that our definition in (2.7) differs from the one of [34].

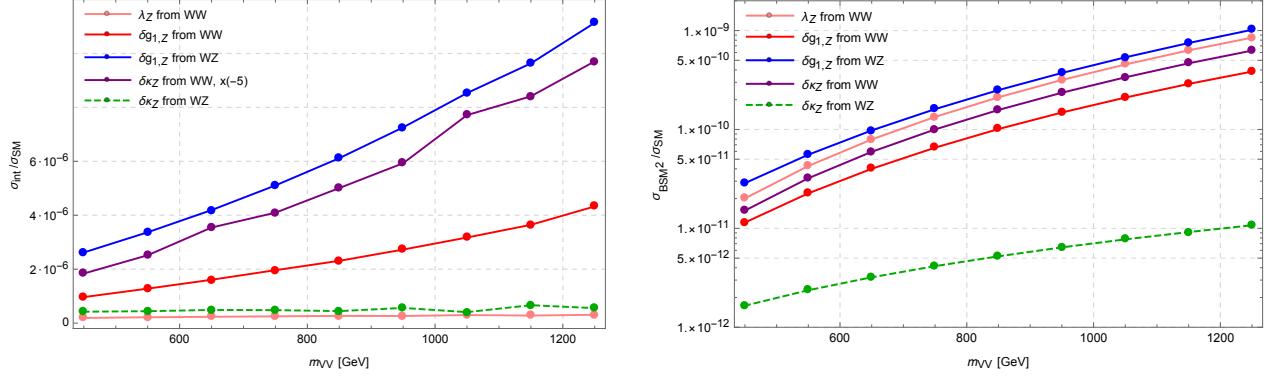


Figure 1: Results from a MadGraph5 simulation of the $pp \rightarrow VW$ process mediated by anomalous TGCs, see the main text. The error bars of both plots due to statistical errors is within the width of the plotted lines. We multiplied the line $\sigma_{\text{int}}/\sigma_{\text{SM}}$ of $\delta\kappa_Z$ from WW by $\times(-5)$ for illustrative reasons.

factor in (2.15) cancels and we can read the scaling as a function of the energy from (2.6) and (2.12-2.14).

The left plot of Fig. 1 shows the energy scaling of $\sigma_{\text{int}}/\sigma_{\text{SM}}$. The red and purple lines confirm the quadratic growth expected from the $\delta g_{1,Z}$ and $\delta\kappa_Z$ contribution in (2.12). The dashed green line shows no growth as a function of the energy, this confirms the discussion of (2.6,2.13). Namely, that for the final state ZW , the leading energy growth is only mediated by $\delta g_{1,Z}$ (blue line) but not by $\delta\kappa_Z$. Lastly, on the same plot we show that $\sigma_{\text{int}}/\sigma_{\text{SM}}$ mediated by λ_Z has no energy growth, confirming (2.19). This later measurement comes from WW production, but a similar result for λ_Z is obtained for WZ production.

In Fig. 1 right, we show the energy dependence of $\sigma_{\text{BSM}^2}/\sigma_{\text{SM}}$, confirming the theoretical expectations. Namely, we find that for VW production the factor $\sigma_{\text{BSM}^2}/\sigma_{\text{SM}}$ mediated by λ_Z and $\delta g_{1,Z}$ scale with the same power E^4 . Then, regarding $\delta\kappa_Z$ the amplitude grows as E^2 for WZ production while it scales as E^4 for W^+W^- production – this is the expectation from the squared amplitude $|\mathcal{M}(q\bar{q} \rightarrow Z_T W_L^+/Z_L W_T^+)|^2 \sim v^2 E^2 \delta\kappa_Z^2$, see text after (2.14).

3 Solutions to the non-interference obstruction

In the previous section we showed that for the $2 \rightarrow 2$ processes the interference between O_{3W} and the SM is suppressed. In this section we will present two ways to overcome this suppression. For simplicity reasons in the rest of the paper we will consider the case when only λ_Z deformation is present and the other anomalous TGCs are set to zero.

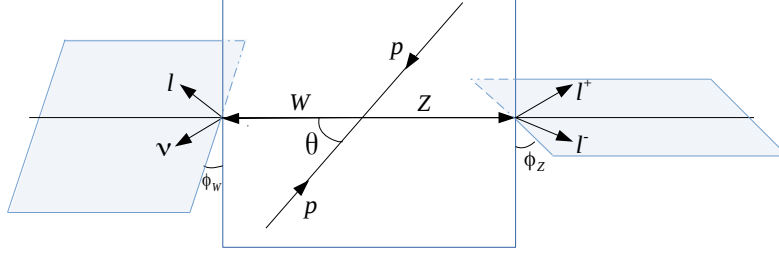


Figure 2: Angles for $2 \rightarrow 4$ scattering

3.1 Angular distributions

The first way of enhancing the interference term is by noting that in reality we are not looking at the $2 \rightarrow 2$ process but at $2 \rightarrow 4$, i.e. vector bosons decay into fermions $q\bar{q} \rightarrow VW \rightarrow 4\psi$. Let us consider the differential cross section for the production of the polarized particles $W_{T+}l_{-}\bar{l}_{+}$ ⁹

$$\frac{d\sigma(q\bar{q} \rightarrow W_{T+}l_{-}\bar{l}_{+})}{d\text{LIPS}} = \frac{1}{2s} \frac{\left| \sum_i (\mathcal{M}_{q\bar{q} \rightarrow W_{T+}Z_i}^{\text{SM}} + \mathcal{M}_{q\bar{q} \rightarrow W_{T+}Z_i}^{\text{BSM}}) \mathcal{M}_{Z_i \rightarrow l_{-}\bar{l}_{+}} \right|^2}{(k_Z^2 - m_Z^2)^2 + m_Z^2 \Gamma_Z^2}, \quad (3.1)$$

where sum runs over intermediate Z polarizations and $d\text{LIPS} \equiv (2\pi)^4 \delta^4(\sum p_i - p_f) \prod_i d^3p_i / (2E_i (2\pi)^3)$ is the Lorentz Invariant differential Phase Space. We have factored out a Z -boson propagator, inputting the fact that all Z polarizations have the same mass and width. It is well known that at LHC SM process is dominated by the transverse polarizations [11], so for simplicity let us ignore the contributions from the intermediate longitudinal Z_L bosons. Then in the narrow width approximation the leading contribution to the interference, i.e. the cross term $\text{SM} \times \text{BSM}$ in (3.1) is given by:

$$\frac{\pi}{2s} \frac{\delta(s - m_Z^2)}{\Gamma_Z m_Z} \mathcal{M}_{q\bar{q} \rightarrow W_{T+}Z_{T-}}^{\text{SM}} \left(\mathcal{M}_{q\bar{q} \rightarrow W_{T+}Z_{T+}}^{\text{BSM}} \right)^* \mathcal{M}_{Z_{T-} \rightarrow l_{-}\bar{l}_{+}} \mathcal{M}_{Z_{T+} \rightarrow l_{-}\bar{l}_{+}}^* + h.c.. \quad (3.2)$$

The interference cross section in (3.2) scales with the function $\mathcal{M}_{Z_{T-} \rightarrow l_{-}\bar{l}_{+}} \mathcal{M}_{Z_{T+} \rightarrow l_{-}\bar{l}_{+}}^*$. This in turn is modulated by the azimuthal angle ϕ_Z between the plane defined by the Z decay leptons and the scattering plane (formed by collision axis and $Z(W)$ bosons), see Fig. 2. It is straightforward to compute (3.2), leading to

$$\frac{d\sigma_{\text{int}}(q\bar{q} \rightarrow W_{+}l_{-}\bar{l}_{+})}{d\phi_Z} \propto \cos(2\phi_Z). \quad (3.3)$$

The derivation of (3.3) is analogous if we consider the decay of the W gauge boson. Therefore, the differential interference term for the process $q\bar{q} \rightarrow VW \rightarrow 4\psi$ is unsuppressed and modulated

⁹ Similar ideas were proposed recently for the $W\gamma$ final state [35].

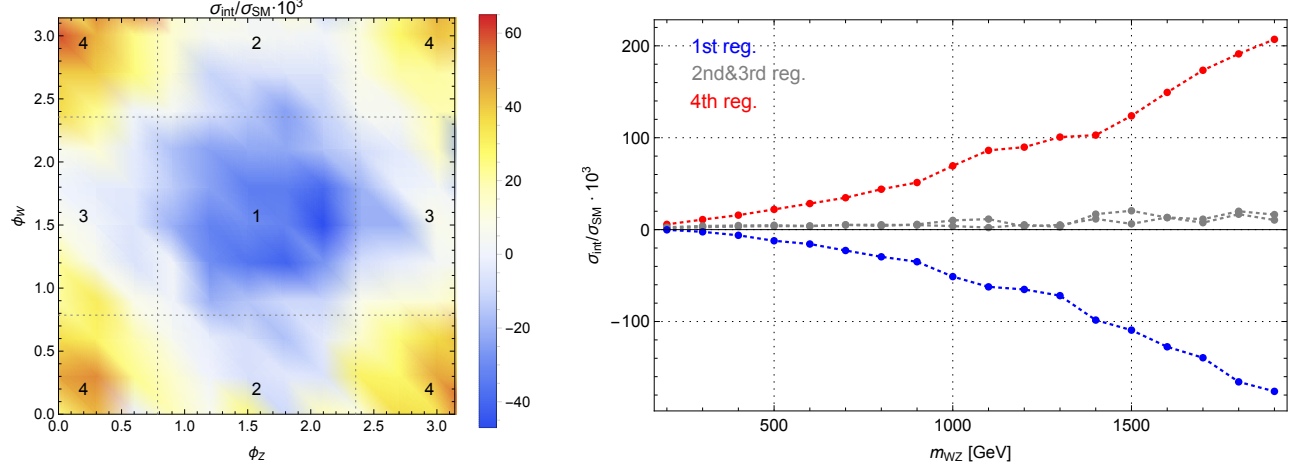


Figure 3: Left: Differential interference cross section over SM one as a function the azimuthal angles $\phi_{W,Z}$ for the events with $W - Z$ invariant mass $m_{WZ} \in [700, 800] \text{ GeV}$. **Right:** same quantity as a function of the m_{WZ} binned according in the four bins defined in the left plot.

as

$$\frac{d\sigma_{\text{int}}(q\bar{q} \rightarrow WZ \rightarrow 4\psi)}{d\phi_Z d\phi_W} \propto \cos(2\phi_Z) + \cos(2\phi_W), \quad (3.4)$$

where $\phi_{W,Z}$ are the corresponding azimuthal angles. Eqs.(3.3,3.4) are one of our main results. Namely, we would like to take advantage of the modulation of the interference term to prove the anomalous triple gauge coupling λ_Z . Similarly there is an effect of interference between the intermediate longitudinal and the transverse vector bosons [35]. The form of the modulation is different from (3.4) and is proportional $\propto \cos \phi_W \cos \phi_Z$, however this effect is suppressed due to the small SM cross section for the longitudinal vector bosons.

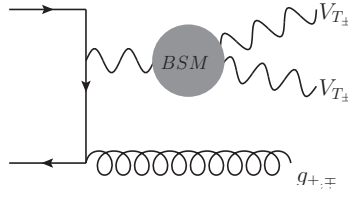
Note that, naively, if the vector bosons are produced on-shell one would expect that vector bosons with different helicity contributions should not interfere (or be suppressed by their width) even if we look at the decay products. Namely, one may expect that the interference is further suppressed than if the same $2 \rightarrow 4$ amplitude was mediated by a $2 \rightarrow 2$ sub-process $q\bar{q} \rightarrow VW$ that does lead to a cross section containing an interference term. However, this is not true, due to the basic fact that the both helicities have the poles of the propagators at exactly the same energies. Note that in the hypothetical case where the $2 \rightarrow 2$ process $\mathcal{M}_{q\bar{q} \rightarrow W_+ Z_-}^{\text{BSM}} \sim E^2/\Lambda^2$ was not suppressed, we would had gotten an analogous $\Gamma_Z/m_Z \rightarrow 0$ limit in (3.2) where the amplitude would be instead controlled by the azimuthal angle of the function $\mathcal{M}_{Z_{T-} \rightarrow l_- \bar{l}_+} \mathcal{M}_{Z_{T-} \rightarrow l_- \bar{l}_+}^*$ (no modulation in ϕ_i in this case), but otherwise the energy growth would be the same.

We have performed a **MadGraph5** numerical simulation to test our theoretical expectations. The results shown in Fig. 3. In the left plot we show the interference differential cross section over the SM cross section as a function of ϕ_Z and ϕ_W . The shape of the function is as predicted by (3.4). This suggests that we should bin the events into four categories depending on whether $\phi_i \in [\pi/4, 3\pi/4]$. The results are shown on the right plot of Fig. 3. The upper red line and the lower blue line correspond to the categories with $\phi_{W,Z} \in [0, \pi/4] \cup [3\pi/4, \pi]$ and $\phi_{W,Z} \in [\pi/4, 3\pi/4]$. We

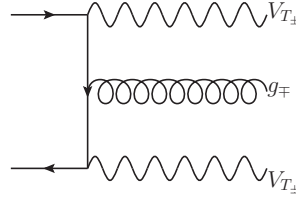
can see that there is a strong cancellation between these two contributions, however individually both of them grow with energy. So binning in azimuthal angles will increase dramatically the sensitivity to the interference.

3.2 Going beyond LO

The non-interference of $\text{SM} \times \text{BSM}$ in diboson production through λ_Z in the $2 \rightarrow 2$ process applies at tree-level only. Higher order corrections, either in the form of loops or radiation, overcome the interference suppression and lead to a $\text{SM} \times \text{BSM}$ cross section piece that does grow with energy. This was first noticed in the context of QCD for the gluon operator $\sim G_\mu^\nu G_\nu^\rho G_\rho^\mu$ [22]. Here we apply this idea to the electroweak sector. The corrections from the virtual gluon will introduce the BSM-SM interference, however this effect will be suppressed by $\sim \frac{\alpha_s}{4\pi}$ compared to the angular modulation discussed in the previous section. Another possibility is to consider $2 \rightarrow 3$ processes, namely the production of the pair of the electroweak bosons with a hard QCD jet $VV + j$. Then using Eq. (2.16) the BSM amplitudes have following helicity configuration,



where the gluon g can take any polarization. In the SM the same process has necessarily the helicity configuration



i.e. it can not be of the Maximally Helicity Violating type. Thus, the extra gluon radiation helps in sucking helicity allowing the same final state process as in $VV + j$ mediated by O_{3W} . We find this simple observation interesting, since the requirement of extra radiation qualitatively changes the cross section behavior and provides a better handle on the interference terms. Note also that the solution we are advocating in this section is complementary to the analysis presented in the section 3.1, in addition to the binning in the azimuthal angle we just require an extra hard jet.

Remember that the interference effect becomes small both in the soft and collinear jet limits [22]. This is expected since interfering SM amplitudes $A(q\bar{q} \rightarrow V_{T\pm} V_{T\pm} g_{\mp})$ cannot be generated from $A_{SM}(q\bar{q} \rightarrow VV)$ by splitting quark(anti-quark) line into $q(\bar{q}) \rightarrow q(\bar{q})g$. So there will be no usual soft and collinear singularities corresponding to the poles of the splitting functions, which we have

checked by explicit calculation. Then the interference term in these limits, even if growing with energy, will be completely buried inside the SM contribution.

We cross-check the theoretical expectations with a **MadGraph5** simulation. In Fig. 4 we plot the ratio $\sigma_{\text{int}}/\sigma_{\text{SM}}$ for diboson production as a function of the invariant mass m_{WZ} , making various requirements on the extra gluon. In blue we ask for no extra radiation which corresponds to the non-interference effect discussed in Fig. 1. In red and pink we require a hard gluon which takes a significant fraction of the diboson phase-space, $m_{WZ}/10$ and $m_{WZ}/5$ respectively. Importantly, the simulation shows the expected energy growth of the interference term. On the other hand, the purple curve does not show a steady growth of the energy. This is also expected since that curve is obtained by imposing a fixed lower cut on the jet p^T . As the energy of the diboson is increased the extra jet becomes relatively soft and the energy growth is lost. We find by numerical simulations (see Fig. 4) that we need to require something like $p_j^T \gtrsim \frac{m_{WZ}}{5}$ to have a quadratic growth with energy. Error bars are due to the statistical treatment of the Monte Carlo (MC) simulation – we regard them as small enough to convey our point.

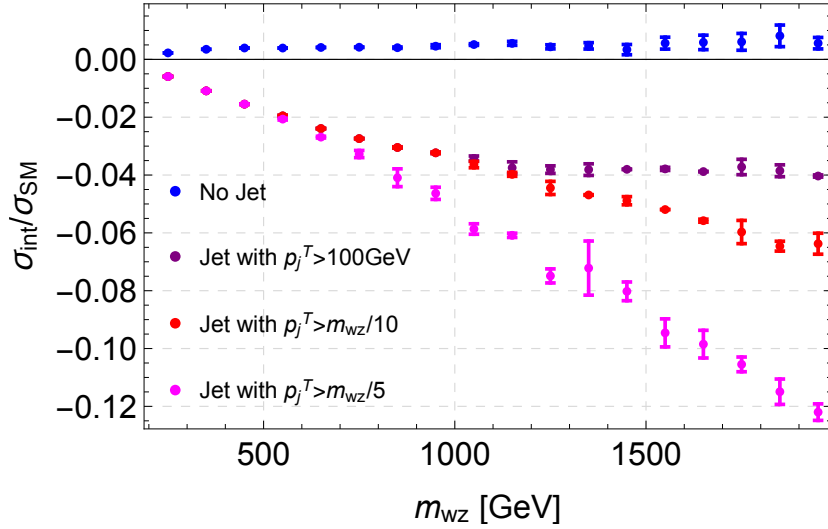


Figure 4: $\sigma_{\text{int}}/\sigma_{\text{SM}}$ as a function of m_{WZ} for the process $pp \rightarrow WZ$ (blue) and the process $pp \rightarrow VW + j$, with $p_j^T > m_{WZ}/5$ (pink), $p_j^T > m_{WZ}/10$ (red), and $p_j^T > 100$ GeV (purple).

4 EFT validity

So far we were presenting the observables particularly sensitive to the SM \times BSM interference term. However this is not enough to ensure the validity of the EFT interpretation of diboson production at the LHC. The convergence of the EFT expansion is controlled by the ratio of the invariant mass of the diboson system over the new physics scale and thus $m_{VW}/\Lambda \ll 1$ should be satisfied. However at the LHC it is hard to keep m_{VW}/Λ fixed. First, the precise collision energy is unknown and not fixed, leading to an imprecise knowledge of m_{VW} from event to event. Secondly and more importantly, in many instances experimentalists only reconstruct the visible

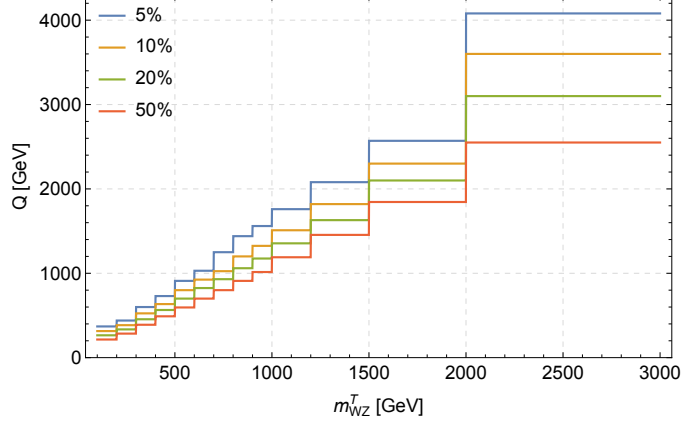


Figure 5: We show, for the process $q\bar{q} \rightarrow WZ$ with λ_Z turned on, the leakage as a function of m_{WZ}^T , see main text for the definition.

decay products. Namely, the $W - Z$ transverse mass

$$m_{WZ}^T = \sqrt{(E_T^W + E_T^Z)^2 - (p_x^W + p_x^Z)^2 - (p_y^W + p_y^Z)^2}, \quad (4.1)$$

in the WZ production or the (visible) dilepton invariant mass

$$m_{ll} = \sqrt{(p_{l-} + p_{l+})^2}, \quad (4.2)$$

of the WW decay products. The invariant mass m_{VW} of the diboson system is always greater or equal the visible invariant masses $m_{VW} \geq m_{ll}, m_{WZ}^T$. This implies that binning and cutting the distributions in terms of m_{ll}/m_{WZ}^T variables does not allow to ensure $m_{VW}/\Lambda \ll 1$. As an illustration of this point, in Fig. 5 we show the *leakage*. This is defined as the percentage of the number of events in a given m_{WZ}^T (or m_{ll}) bin with invariant mass m_{VW} larger than a certain scale Q . In equations,

$$\text{Leakage} = \frac{N_i(m_{VW} > Q)}{N_i} \times 100, \quad (4.3)$$

where N_i is the total number of events in the given m_{WZ}^T (or m_{ll}) bin. For instance, the red line in the bin $m_{WZ}^T \in [1500, 2000]$ GeV is interpreted as follows. Of all the events in that bin, 50% of them have an invariant mass $m_{WZ} \gtrsim 1800$ GeV. These numbers were calculated using only the σ_{BSM^2} term of the cross section, see (2.31), which is the term giving the largest leakage.

Naively, we can use the information in Fig. 5 to set consistent bounds on the EFT. For example, if we require $\Lambda = 2$ TeV and the precision of the measurement $\lesssim O(1) \times 5\%$ we should keep the transverse mass bins only up to 1.5 TeV. This would work under the assumption that the leakage calculated using the dimension six operator squared provides a conservative estimate compared to the full UV complete model, namely that we do not have a very large number of events for some value of invariant mass $M_* > 2$ TeV. This assumption is for example spoiled in the presence of the narrow Bright-Wigner resonances and the calculation with dimension six operators underestimates the cross section and leakage by the factor of

$$\frac{\sigma^{full}}{\sigma^{d=6}} \sim \frac{\pi \Lambda^2}{\Gamma^2}, \quad (4.4)$$

which becomes very large for narrow resonances (Λ , Γ are the mass and the width of the resonance). At the same time in the more strongly coupled theories (4.4) is only of order one $O(1)$. Thus, under the assumption $\sigma^{full}/\sigma^{d=6} \lesssim O(1)$, we can use the Fig. 5 to find the correspondence between the transverse and invariant mass cut-offs once the precision of the measurement is specified.

The leakage can be made arbitrarily small by simply assuming a large enough value of Λ in the EFT interpretation. Then there is obviously no danger of narrow Breit-Wigner peaks, since the new particles would be too heavy to be produced at LHC. However, this is somewhat dissatisfying because then LHC sensitivities only allow to prove Wilson coefficients that are on the verge of non-perturbativity, in order to compensate the large value of Λ . For instance in [36] bounds on the TGCs Wilson coefficients are of order $c_i \lesssim [-2.5, 2.5]$ ¹⁰, with the cut-off $\Lambda = 1\text{TeV}$. This is done by analyzing the whole range of $m_{VW}^T \approx [50, 650]$ GeV, and thus we expect large number of the events to have invariant masses $m_{VW} \gtrsim 1$ TeV. Then for the proper EFT interpretation we should set $\Lambda \gtrsim 2$ TeV, thus implying that the bound gets loosened roughly as $c_i \lesssim [-2.5, 2.5] \rightarrow c_i \lesssim 4 \times [-2.5, 2.5]$, which pushes the EFT even further on the verge of non-perturbativity.

Next we will discuss another possible approach to perform a consistent EFT analysis. It allows to lower the cut-off Λ and hence be sensitive to somewhat less exotic theories, at least when the statistics is enlarged in the upcoming future.

4.1 Dealing with the leakage of high invariant mass events

The idea consists in comparing the observed cross section with the new physics expectation only in the constrained phase space satisfying the EFT validity requirements. This approach was originally suggested for the Dark Matter searches at LHC [37] and later applied for the anomalous TGCs measurements [12]. Next we discuss our implementation of these ideas.

In the standard analysis, for every bin say in $m_{WZ}^T \in [m_1^T, m_2^T]$, one would compare the observed number of events n_{obs} with the theory prediction M_{th} , which in our case reads

$$M_{\text{th}} = n_{\text{SM}} + n_1 c_{3W} + n_{\text{BSM}^2} c_{3W}^2, \quad (4.5)$$

where n_{SM} is the SM prediction, and n_1 , n_{BSM^2} come from the σ_{int} and σ_{BSM^2} pieces in (2.31). In practice this comparison can be done by evaluating the likelihood on a given bin by a Poisson distribution $p(n_{\text{obs}}|M_{\text{th}}) = \frac{1}{n_{\text{obs}}!} e^{-M_{\text{th}}} M_{\text{th}}^{n_{\text{obs}}}$. Note however that if we took this procedure we would be comparing M_{th} with n_{obs} for events where the formula M_{th} is not valid unless the new physics scale Λ is very large – see the discussion of Fig. 5.

Instead, what we will do is to compare the observed number of events with the quantity N_{th} , which we define as follows:

$$N_{\text{th}} = \begin{cases} \tilde{N}_{\text{th}} & \text{if } \tilde{N}_{\text{th}} > a_0 \\ n_{\text{SM}} & \text{otherwise} \end{cases}, \quad (4.6)$$

where we define $\tilde{N}_{\text{th}} = \tilde{n}_{\text{SM}} + \tilde{n}_1 c_{3W} + \tilde{n}_{\text{BSM}^2} c_{3W}^2$ with \tilde{n}_i is defined as $n_i|_{m_{\text{inv}} < \Lambda_{\text{MC}}}$, i.e. we restrict the

¹⁰We have rescaled the bounds of [36] to our normalization in (2.7).

expected number of events in the EFT to have invariant mass m_{WZ} (or m_{WW}) below certain fixed cut-off scale Λ_{MC} .¹¹ Thus, in practice the likelihood is modeled by $p(n_{\text{obs}}|N_{\text{th}}) = \frac{1}{n_{\text{obs}}!} e^{-N_{\text{th}}} N_{\text{th}}^{n_{\text{obs}}}$.

The key question is whether the bounds obtained using (4.6) lead to more conservative estimates than the ones which could come from the knowledge of full theory. The number of events in the full theory is

$$N_{\text{full theory}} = \tilde{N}_{\text{th}} + [N_{\text{full theory}}]_{m_{\text{inv}} > \Lambda_{MC}}, \quad (4.7)$$

where we approximated the theory below Λ_{MC} by the EFT expansion. Note that both terms in (4.7) are positive. Then, the bounds from (4.6) are conservative only if

$$|n_{SM} - N_{\text{th}}| \leq |n_{SM} - N_{\text{full theory}}|, \quad (4.8)$$

condition that is always fulfilled with our definition of N_{th} in (4.6).

Finally, let us note that in [12] the choice of the theory is $N_{\text{th}} = n_{SM} + \tilde{n}_1 c_{3W} + \tilde{n}_{BSM^2} c_{3W}^2$, instead of (4.6). This amounts to modifying the BSM amplitudes by the "form factor"

$$\mathcal{M}_{BSM} \rightarrow \mathcal{M}_{BSM} \times \theta(\Lambda_{MC} - m_{\text{inv}}), \quad (4.9)$$

where the $\theta(x)$ is the Heaviside step function or any close function like $(1 + e^{\alpha[\Lambda_{MC} - m_{\text{inv}}]/m_{\text{inv}}})^{-1}$ with $\alpha \gg 1$ ¹². Then, equation (4.8) is fulfilled only if one assumes that the deviations from the SM below and above Λ_{MC} are of the same sign, $\text{sign}(\Delta\sigma_{BSM})|_{m_{\text{inv}} > \Lambda_{MC}} = \text{sign}(\Delta\sigma_{BSM})|_{m_{\text{inv}} < \Lambda_{MC}}$. Or in terms of the variables in (4.6)

$$\text{sign}(N_{\text{full theory}} - n_{SM} - \tilde{n}_1 c_{3W} - \tilde{n}_{BSM^2} c_{3W}^2) = \text{sign}(\tilde{n}_1 c_{3W} + \tilde{n}_{BSM^2} c_{3W}^2). \quad (4.10)$$

Note that this condition is trivially satisfied when BSM^2 dominates the cross section, however it is not true once interference term is of the same size [12].

At last we would like to comment about the procedure in the experimental study [38]. There, a different form-factor for the new physics contribution is used

$$\mathcal{M}_{BSM} \rightarrow \mathcal{M}_{BSM} \times \frac{1}{\left(1 + \frac{m_{\text{inv}}^2}{\Lambda_{MC}^2}\right)^2}. \quad (4.11)$$

The different form factors would lead to identical results for $\Lambda_{MC} \gg m_{\text{inv}}$, but there will be order one differences for the events with invariant mass close to the cut-off Λ_{MC} . Also, note that while the UV assumptions are very clear when using (4.9) they are somewhat more obscure in (4.11). The reason being that the fall-off of the form factor in (4.11) is not steep enough and its validity requires some discussion or assumptions on the leakage along the lines we did at around (4.4).

¹¹We are distinguishing the assumed cut-off scale Λ_{MC} set in the MC simulation from the true value of Λ in the SM EFT, which is of course an unknown constant of nature. Also note that Λ_{MC} is analog to the scale Q introduced in (4.3).

¹²Note though that such function is not analytic in Λ_{MC}^{-1} .

5 Details of the collider simulation and statistical procedure

In this section we explain our procedure for estimating the improvements of the LHC sensitivity due to the differential distributions proposed in the section 3. We have decided to look at the cleanest decay channel in the pair production of the vector bosons, namely the process $pp \rightarrow W^\pm Z \rightarrow ll\nu$. In our analysis we have followed the signal selection procedure presented in the experimental work [38]. For the signal simulation we have used MadGraph5 [33] with the model EWdim6 [34] at LO ¹³.

We have checked that our partonic level simulation reproduces the acceptance at the particle level $A_{WZ} = 0.39$, for 8 TeV [38]; it is defined as the ratio of the fiducial to the total cross section

$$\sigma_{W^\pm Z}^{tot} = \frac{\sigma_{W^\pm Z \rightarrow l'\nu ll}^{fid}}{B_W B_Z A_{WZ}}. \quad (5.1)$$

The fiducial cross section is defined as

$$\sigma_{W^\pm Z \rightarrow l'\nu ll}^{fid} = \frac{N_{data} - N_{bkg}}{\mathcal{L} C_{WZ}} \times \left(1 - \frac{N_\tau}{N_{all}}\right), \quad (5.2)$$

where the factor C_{WZ} simulates the detector efficiency $C_{WZ} = N_{events}^{particle}/N_{events}^{detector} \approx 0.6$ [38], and we approximate it to be flavor universal. In (5.1) B_i denote the corresponding branching fractions; while the factor N_τ/N_{total} in (5.2) is the contribution of the leptons from τ decays which [38] estimated to be of $\sim 4\%$ and thus we will ignore it. \mathcal{L} is the integrated Luminosity, below we report results for $\mathcal{L} = 300 \text{ fb}^{-1}$ and 3 ab^{-1} .

We bin all the events according to their transverse mass m_{WZ}^T , and transverse momentum of the jet p_j^T . In particular p_j^T is binned as

$$p_j^T = [0, 100], [100, 300], [300, 500], [500, \infty] \text{ GeV}. \quad (5.3)$$

For the events with $p_j^T < 100 \text{ GeV}$ we also bin the azimuthal angle ϕ_Z into two categories

$$\phi_Z \in [\pi/4, 3/4\pi] \quad \text{and} \quad \phi_Z \in [0, \pi/4] \cup [3\pi/4, \pi]. \quad (5.4)$$

The azimuthal angle ϕ_Z is defined here as an angle between the plane spanned by Z boson decay leptons and the plane formed by the collision axis and the Z boson. For the higher p_j^T bins we have checked that the binning in azimuthal angle results in little improvement of the bounds. The reason being that the modulation effect becomes sub-dominant compared to energy growth due to additional hard jet.

For each bin defined above we calculate the cross section in the presence of the c_{3W} deformation according to the formulas (4.5-4.6) for three values of the invariant mass cut-off

$$\Lambda_{MC} = 1, 1.5, 2 \text{ TeV}. \quad (5.5)$$

¹³ One can perform the complete NLO study of the anomalous TGC using the model EWdim6NLO by C. Degrande. In our study however we have decided to ignore the effects of the virtual gluon, which we believe to be phenomenologically less important (see discussion in section 3.2). For other QCD advances in SM and BSM calculations of the weak boson pair production see [39–44]

	Lumi. 300 fb ⁻¹		Lumi. 3000 fb ⁻¹		Q [TeV]
	95% CL	68% CL	95% CL	68% CL	
Excl.	[-1.06,1.11]	[-0.59,0.61]	[-0.44,0.45]	[-0.23,0.23]	1
Excl., linear	[-1.50,1.49]	[-0.76,0.76]	[-0.48,0.48]	[-0.24,0.24]	
Incl.	[-1.29,1.27]	[-0.77,0.76]	[-0.69,0.67]	[-0.40,0.39]	
Incl., linear	[-4.27,4.27]	[-2.17,2.17]	[-1.37,1.37]	[-0.70,0.70]	
Excl.	[-0.69,0.78]	[-0.39,0.45]	[-0.31,0.35]	[-0.17,0.18]	1.5
Excl., linear	[-1.22,1.19]	[-0.61,0.61]	[-0.39,0.39]	[-0.20,0.20]	
Incl.	[-0.79,0.85]	[-0.46,0.52]	[-0.41,0.47]	[-0.24,0.29]	
Incl., linear	[-3.97,3.92]	[-2.01,2.00]	[-1.27,1.26]	[-0.64,0.64]	
Excl.	[-0.47,0.54]	[-0.27,0.31]	[-0.22,0.26]	[-0.12,0.14]	2
Excl., linear	[-1.03,0.99]	[-0.52,0.51]	[-0.33,0.32]	[-0.17,0.17]	
Incl.	[-0.52,0.57]	[-0.30,0.34]	[-0.27,0.31]	[-0.15,0.19]	
Incl., linear	[-3.55,3.41]	[-1.79,1.75]	[-1.12,1.11]	[-0.57,0.57]	

Table 1: Exclusive (Excl.) bounds on $c_{3W}/\Lambda^2 \times \text{TeV}^2$ are obtain according to the method described in Sec. 5, binning in ϕ_Z and p_j^T . Inclusive (Incl.): no binning and jet veto at $p_j^T \leq 100$ GeV. The bounds of the rows *Excl./Incl., linear* are obtained by including only the linear terms in c_{3W} BSM cross section. The total leakage in the various bins of m_{WZ}^T is $\lesssim 5\%$ for each value of Q .

These are reasonable choices in view of the current direct exclusion bounds.

In order to reduce the fitting time we have used partonic level simulation to determine the coefficients in the (4.5-4.6). For the bin $p_j^T \in [0, 100]$ GeV we sum partonic level simulations with 0 jet and 1 jet with $p_j^T \in [20, 100]$ GeV. We have checked that for the SM input this approximation agrees well with the results obtained with **Madgraph/Pythia** [45] interface with showering and jet matching. One may worry whether emission of a QCD jet can spoil the azimuthal angle modulation, however we have checked that even for relatively hard jets $p_j^T \lesssim 100$ GeV angular modulation remains an important effect. This makes our partonic simulation results robust.

For the backgrounds we have followed closely the results in [38], where it was shown that the dominant background for the anomalous TGCs is the SM W, Z boson production. The second most important background comes from the misidentified leptons $\sim 12\%$ and ZZ final state $\sim 7\%$ and the contribution of the $t\bar{t}$ is at percent level. Since most of these backgrounds come from the $q\bar{q}$ initial state (except for $t\bar{t}$ which is small) at 14 TeV we expect a very similar situation. In our study we have decided to consider only the SM weak boson production as a background, the other contributions will provide an additional increase of the background by $\sim 20\%$ and the relaxations of the bounds by $\sim 10\%$, which we ignore in our study. For systematic uncertainties we use the results in [38], where it was reported that the dominant errors come from the muon and electron identification efficiencies and it was estimated to be at the level of 2.4%. The statistical analysis is done using the Bayesian approach, where systematic errors are estimated using one nuisance

parameter ξ , normally distributed

$$p(N_{\text{th}}|n_{\text{obs}}) \propto \int d\xi e^{-\xi N_{\text{th}}} (\xi N_{\text{th}})^{n_{\text{obs}}} \exp \left[\frac{(\xi - 1)^2}{2\sigma_{\text{syst}}^2} \right]. \quad (5.6)$$

6 Results

We present our bounds on c_{3W}/Λ^2 in Table 1. We report LHC prospects for 300 fb^{-1} as well as for 3 ab^{-1} luminosity (Lumi.) values. Exclusive (Excl.) bounds are obtained according to the method described in Sec. 5, binning in ϕ_Z and p_j^T , while inclusive (Incl.) corresponds to no binning in ϕ_Z and $p_j^T \leq 100 \text{ GeV}$. The total leakage in the various bins of m_{WZ}^T is $\lesssim 5\%$ for each value of Q ; such bins are selected using Fig. 5.¹⁴

The bounds of the rows *Excl./Incl.*, *linear* are obtained by including only the linear terms in c_{3W} in BSM piece of cross section. Generically, this later procedure is of course inconsistent. However, comparing linear v.s. non-linear gives a sense of how much sensitive are the bounds to the quadratic piece term BSM_6^2 in the cross section (2.15). In this respect, note that the exclusive analysis sensitivity to the linear terms has drastically increased compared to the inclusive one. For instance, the gain from the second to the first row is very mild, implying that the bound is mostly proving the interference term. Instead, the bounds from the third to the fourth row drastically decrease implying that the consistent bound of the third row is giving a lot of power to the quadratic pieces in c_{3W}^2 . This comparison illustrates the improvement from the differential distributions versus the inclusive analyses. Of course such a gain is always expected. However, in this case the improvement is dramatic because, as explained in section 3, the interference terms of the differential cross section have a qualitatively different behavior, namely they grow with the center of mass diboson energy.

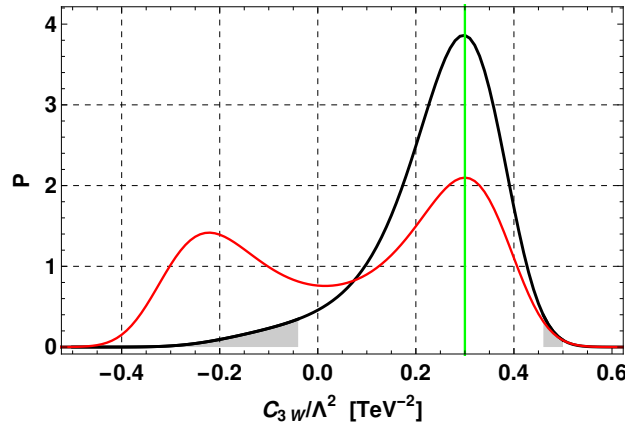


Figure 6: Posterior probability for the inclusive and exclusive analysis after 3 ab^{-1} at LHC, see details in the main text.

¹⁴The scale Q is roughly equal to the Monte-Carlo cut-off Λ_{MC} , but see the discussion of Fig. 5 and Table 2.

This radical increase towards the sensitivity of the interference term is illustrated in Fig. 6. There, we have injected a signal corresponding to the $c_{3W}/\Lambda^2 = 0.3 \text{ TeV}^{-2}$. The red and black curves are posterior probabilities with $\Lambda_{MC} = 2 \text{ TeV}$ and corresponding to inclusive and exclusive analysis respectively (by inclusive we mean only binning in m_{WZ}^T and ignoring high p_j^T bins). The curves are obtained by requiring the leakage to be $\lesssim 5\%$ as done in Table 1, (shaded grey area indicates the 95% credibility intervals for the exclusive analysis). We can clearly see that our variables will be able to access the sign of the c_{3W} Wilson coefficient otherwise hidden from the inclusive searches. Inspired by the Fig. 3 we can see that the following asymmetry variable turns out to be very sensitive to the new physics contribution:

$$R_{\phi_Z} = \frac{N_{\phi_Z \in [\pi/4, 3\pi/4]} - N_{\phi_Z \in [0, \pi/4] \cup [3\pi/4, \pi]}}{N_{\phi_Z \in [\pi/4, 3\pi/4]} + N_{\phi_Z \in [0, \pi/4] \cup [3\pi/4, \pi]}}. \quad (6.1)$$

Indeed, we have checked that the SM contribution partially cancels, making R_{ϕ_Z} particularly sensitive to new physics contributions.

We would like to comment for what kind of theories our bounds are relevant. We can see that at most we are getting towards the constraint $c_{3W}/\Lambda^2 \lesssim 0.2/\text{TeV}^2$. Weakly coupled renormalizable theories lead to the Wilson coefficients which are at least order of magnitude smaller (2.25), unless we are dealing with abnormally large multiplicities of new electroweak states just above the LHC reach. At the same time more strongly coupled theories can lead to the larger values of Wilson coefficients in the ball park of the LHC precision.

Table 1 and Fig. 6 are our main final results. We find that LHC at $3\text{ab}^{-1}(300\text{fb}^{-1})$ will be able to constrain the λ_Z aTGC coupling to be

$$\lambda_Z \in [-0.0014, 0.0016] \quad ([-0.0029, 0.0034]) \quad (6.2)$$

for the 95% posterior probability interval for $\Lambda_{MC} = 2 \text{ TeV}$. Results for the other values of Λ_{MC} can be trivially deduced from the Table 1).

For the sake of completeness we also compare in Table 2 the bounds on the Wilson coefficient obtained using the methods discussed in the section 4. We can see that all methods lead to results in the same ball park. Even though, the method of (4.6) does not make any assumption on the nature of UV completion, the sensitivity to the interference term is a bit worse than in the other two methods.

7 Conclusions and outlook

We have discussed the prospects of the measurements of the c_{3W} Wilson coefficient (λ_Z TGC) at LHC. This parameter was considered to be particularly difficult to test at hadron colliders due to the suppressed interference effects. In our study we have shown that this suppression is not the case once the differential distributions are considered. In particular we have shown that this suppression can be overcome by studying the angular modulation in azimuthal angles in (3.4). Independently of this modulation we have shown that requiring an additional hard QCD jet leads to the energy growth of the interference between the SM and BSM contributions.

	Lumi. 300 fb ⁻¹		Lumi. 3000 fb ⁻¹		Q [TeV]
	95% CL	68% CL	95% CL	68% CL	
Same as Tab. 1	[-1.06,1.11]	[-0.59,0.61]	[-0.44,0.45]	[-0.23,0.23]	1
Use of (4.6)	[-1.59,1.55]	[-1.05,1.01]	[-1.17,1.06]	[-0.72,0.66]	
Method of [12]	[-0.88,0.88]	[-0.50,0.50]	[-0.41,0.40]	[-0.22,0.22]	
Same as Tab. 1	[-0.69,0.78]	[-0.39,0.45]	[-0.31,0.35]	[-0.17,0.18]	1.5
Use of (4.6)	[-0.74,0.79]	[-0.48,0.50]	[-0.51,0.52]	[-0.34,0.30]	
Method of [12]	[-0.55,0.60]	[-0.32,0.35]	[-0.26,0.29]	[-0.15,0.16]	
Same as Tab. 1	[-0.47,0.54]	[-0.27,0.31]	[-0.22,0.26]	[-0.12,0.14]	2
Use of (4.6)	[-0.49,0.53]	[-0.30,0.34]	[-0.30,0.33]	[-0.20,0.20]	
Method of [12]	[-0.43,0.47]	[-0.24,0.27]	[-0.20,0.23]	[-0.12,0.13]	

Table 2: Comparison of different methods.

Looking at the cleanest $pp \rightarrow WZ \rightarrow lll\nu$ channel we have estimated the importance of these observables for the LHC by calculating the prospects on the bounds at 300 fb⁻¹(3 ab⁻¹). Our simplified analysis by no means can be considered a complete experimental study, however the most important and robust results are the relative improvements of the measurements due to the angular modulations and the hard QCD jet distributions. We have also discussed the challenges of the consistent EFT analysis for the TGC measurements at LHC.

The improvements in determination of λ_Z due to the differential distributions turn out to be of the order of 15 – 25% depending on the assumptions on EFT cut-off. Even though this gain in precision does not seem to be very big, the sensitivity to the interference term is significantly increased (factor of $\sim 3 - 4$), which makes the EFT expansion less model dependent as well as provides a handle on the sign of the Wilson coefficient. Of course it is not a novelty that the differential distributions improve the accuracy of the measurements. However in this case the improvement is particularly significant due to the energy growth of the differential interference term.

In the future it would be interesting to use the differential distributions proposed to perform a global EFT analysis in order to find the best variables to distinguish between not only BSM and SM but also between different BSM contributions. Very similar azimuthal angle modulation will appear every time there are amplitudes with different polarizations of the intermediate gauge bosons. These ideas will be explored in the future for the measurements of the other aTGCs.

It will be also interesting to study the azimuthal angle modulation for other $2 \rightarrow 2$ processes that are otherwise suppressed by the helicity selection rules, like for example $V_T V_T \rightarrow V_{L,T} V_{L,T}$. On the collider side, studies of the other decay channels as well as full inclusion of the NLO effects will be very important.

Acknowledgements

We would like to thank D. Barducci, G. Durieux, C. Grojean, M. Montull for discussions.

A Further details on the bounds

In this appendix we compare the relative importance of the various differential observables on the constraints on c_{3W}/Λ^2 . The results for 300(3000) fb^{-1} are presented in the Table 3. The labels *Excl./Incl. linear* have exactly the same meaning as in the Table 1. *No ϕ_Z binning* stands for binning only p_j^T and *No p_j^T binning* stands for using only the information in $p_j^T \in [0, 100]\text{GeV}$ category and the angular binning. We can see that both binning p_j^T and ϕ_Z lead to the increase of sensitivity of the interference term with the later being stronger. Table 3 is generated using the leakage $\lesssim 5\%$ for various Q values. The procedure of [12] leads roughly to the same results and the method of (4.6) shows lower sensitivity on the interference term. Bin by bin information about the SM and BSM contributions can be available by request.

	Lumi. 300 fb^{-1}		Lumi. 3000 fb^{-1}		Q [TeV]
	95% CL	68% CL	95% CL	68% CL	
Excl.	[-1.06,1.11]	[-0.59,0.61]	[-0.44,0.45]	[-0.23,0.23]	1
Excl., linear	[-1.50,1.49]	[-0.76,0.76]	[-0.48,0.48]	[-0.24,0.24]	
No ϕ_Z binning	[-1.19,1.20]	[-0.69,0.70]	[-0.57,0.57]	[-0.32,0.31]	
No ϕ_Z binning, linear	[-2.28,2.22]	[-1.15,1.14]	[-0.74,0.73]	[-0.38,0.38]	
No p_j^T binning	[-1.14,1.17]	[-0.64,0.67]	[-0.50,0.51]	[-0.27,0.27]	
No p_j^T binning, linear	[-1.80,1.81]	[-0.91,0.92]	[-0.57,0.57]	[-0.29,0.29]	
Incl.	[-1.29,1.27]	[-0.77,0.76]	[-0.69,0.67]	[-0.40,0.39]	
Incl., linear	[-4.27,4.27]	[-2.17,2.17]	[-1.37,1.37]	[-0.70,0.70]	
Excl.	[-0.69,0.78]	[-0.39,0.45]	[-0.31,0.35]	[-0.17,0.18]	1.5
Excl., linear	[-1.22,1.19]	[-0.61,0.61]	[-0.39,0.39]	[-0.20,0.20]	
No ϕ_Z binning	[-0.75,0.82]	[-0.43,0.49]	[-0.37,0.43]	[-0.21,0.25]	
No ϕ_Z binning, linear	[-2.02,1.95]	[-1.02,1.00]	[-0.65,0.64]	[-0.33,0.33]	
No p_j^T binning	[-0.73,0.80]	[-0.41,0.49]	[-0.34,0.38]	[-0.19,0.20]	
No ϕ_Z binning., linear	[-1.43,1.40]	[-0.72,0.71]	[-0.45,0.45]	[-0.23,0.23]	
Incl.	[-0.79,0.85]	[-0.46,0.52]	[-0.41,0.47]	[-0.24,0.29]	
Incl., linear	[-3.97,3.92]	[-2.01,2.00]	[-1.27,1.26]	[-0.64,0.64]	
Excl.	[-0.47,0.54]	[-0.27,0.31]	[-0.22,0.26]	[-0.12,0.14]	2
Excl., linear	[-1.03,0.99]	[-0.52,0.51]	[-0.33,0.32]	[-0.17,0.17]	
No ϕ_Z binning	[-0.50,0.56]	[-0.28,0.34]	[-0.25,0.30]	[-0.14,0.18]	
No ϕ_Z binning, linear	[-1.84,1.73]	[-0.92,0.89]	[-0.59,0.58]	[-0.30,0.30]	
No p_j^T binning	[-0.49,0.55]	[-0.28,0.32]	[-0.23,0.27]	[-0.13,0.15]	
No p_j^T binning, linear	[-1.18,1.12]	[-0.60,0.58]	[-0.37,0.37]	[-0.19,0.19]	
Incl.	[-0.52,0.57]	[-0.30,0.34]	[-0.27,0.31]	[-0.15,0.19]	
Incl., linear	[-3.55,3.41]	[-1.79,1.75]	[-1.12,1.11]	[-0.57,0.57]	

Table 3: Bounds on c_{3W}/Λ^2 . The total leakage in the various bins of m_{WZ}^T is $\lesssim 5\%$.

References

- [1] **ATLAS** Collaboration, G. Aad *et al.*, “Observation of a new particle in the search for the Standard Model Higgs boson with the ATLAS detector at the LHC,” *Phys. Lett.* **B716** (2012) 1–29, [arXiv:1207.7214 \[hep-ex\]](#).
- [2] **CMS** Collaboration, S. Chatrchyan *et al.*, “Observation of a new boson at a mass of 125 GeV with the CMS experiment at the LHC,” *Phys. Lett.* **B716** (2012) 30–61, [arXiv:1207.7235 \[hep-ex\]](#).
- [3] See for instance plenary talk at EPS2017 by Paris Sphicas <https://indico.cern.ch/event/466934/contributions/2474222/attachments/1492504/2320608/EPS-Highlights-final.pdf>.
- [4] B. Grzadkowski, M. Iskrzynski, M. Misiak, and J. Rosiek, “Dimension-Six Terms in the Standard Model Lagrangian,” *JHEP* **10** (2010) 085, [arXiv:1008.4884 \[hep-ph\]](#).
- [5] W. Buchmuller and D. Wyler, “Effective Lagrangian Analysis of New Interactions and Flavor Conservation,” *Nucl. Phys.* **B268** (1986) 621–653.
- [6] K. J. F. Gaemers and G. J. Gounaris, “Polarization Amplitudes for $e^+e^- \rightarrow W^+W^-$ and $e^+e^- \rightarrow ZZ$,” *Z. Phys.* **C1** (1979) 259.
- [7] K. Hagiwara, R. D. Peccei, D. Zeppenfeld, and K. Hikasa, “Probing the Weak Boson Sector in $e^+e^- \rightarrow W^+W^-$,” *Nucl. Phys.* **B282** (1987) 253–307.
- [8] A. De Rujula, M. B. Gavela, P. Hernandez, and E. Masso, “The Selfcouplings of vector bosons: Does LEP-1 obviate LEP-2?,” *Nucl. Phys.* **B384** (1992) 3–58.
- [9] K. Hagiwara, S. Ishihara, R. Szalapski, and D. Zeppenfeld, “Low-energy effects of new interactions in the electroweak boson sector,” *Phys. Rev.* **D48** (1993) 2182–2203.
- [10] U. Baur, T. Han, and J. Ohnemus, “WZ production at hadron colliders: Effects of nonstandard WWZ couplings and QCD corrections,” *Phys. Rev.* **D51** (1995) 3381–3407, [arXiv:hep-ph/9410266 \[hep-ph\]](#).
- [11] U. Baur, T. Han, and J. Ohnemus, “Amplitude zeros in W+- Z production,” *Phys. Rev. Lett.* **72** (1994) 3941–3944, [arXiv:hep-ph/9403248 \[hep-ph\]](#).
- [12] A. Falkowski, M. Gonzalez-Alonso, A. Greljo, D. Marzocca, and M. Son, “Anomalous Triple Gauge Couplings in the Effective Field Theory Approach at the LHC,” *JHEP* **02** (2017) 115, [arXiv:1609.06312 \[hep-ph\]](#).
- [13] A. Falkowski and F. Riva, “Model-independent precision constraints on dimension-6 operators,” *JHEP* **02** (2015) 039, [arXiv:1411.0669 \[hep-ph\]](#).
- [14] F. Campanario, R. Roth, S. Sapeta, and D. Zeppenfeld, “Anomalous couplings in WZ production beyond NLO QCD,” *PoS LHCP2016* (2016) 141, [arXiv:1612.03577 \[hep-ph\]](#).
- [15] L. Berthier, M. Bjr, and M. Trott, “Incorporating doubly resonant W^\pm data in a global fit of SMEFT parameters to lift flat directions,” *JHEP* **09** (2016) 157, [arXiv:1606.06693 \[hep-ph\]](#).
- [16] L. Berthier and M. Trott, “Consistent constraints on the Standard Model Effective Field Theory,” *JHEP* **02** (2016) 069, [arXiv:1508.05060 \[hep-ph\]](#).

- [17] A. Butter, O. J. P. Eboli, J. Gonzalez-Fraile, M. C. Gonzalez-Garcia, T. Plehn, and M. Rauch, “The Gauge-Higgs Legacy of the LHC Run I,” *JHEP* **07** (2016) 152, [arXiv:1604.03105 \[hep-ph\]](#).
- [18] B. Dumont, S. Fichtel, and G. von Gersdorff, “A Bayesian view of the Higgs sector with higher dimensional operators,” *JHEP* **07** (2013) 065, [arXiv:1304.3369 \[hep-ph\]](#).
- [19] J. Ellis, V. Sanz, and T. You, “Complete Higgs Sector Constraints on Dimension-6 Operators,” *JHEP* **07** (2014) 036, [arXiv:1404.3667 \[hep-ph\]](#).
- [20] B. M. Gavela, E. E. Jenkins, A. V. Manohar, and L. Merlo, “Analysis of General Power Counting Rules in Effective Field Theory,” *Eur. Phys. J.* **C76** no. 9, (2016) 485, [arXiv:1601.07551 \[hep-ph\]](#).
- [21] **DELPHI, OPAL, LEP Electroweak, ALEPH, L3** Collaboration, S. Schael *et al.*, “Electroweak Measurements in Electron-Positron Collisions at W-Boson-Pair Energies at LEP,” *Phys. Rept.* **532** (2013) 119–244, [arXiv:1302.3415 \[hep-ex\]](#).
- [22] L. J. Dixon and Y. Shadmi, “Testing gluon selfinteractions in three jet events at hadron colliders,” *Nucl. Phys.* **B423** (1994) 3–32, [arXiv:hep-ph/9312363 \[hep-ph\]](#). [Erratum: Nucl. Phys.B452,724(1995)].
- [23] A. Azatov, R. Contino, C. S. Machado, and F. Riva, “Helicity selection rules and noninterference for BSM amplitudes,” *Phys. Rev.* **D95** no. 6, (2017) 065014, [arXiv:1607.05236 \[hep-ph\]](#).
- [24] J. Elias-Miro, J. R. Espinosa, E. Masso, and A. Pomarol, “Higgs windows to new physics through d=6 operators: constraints and one-loop anomalous dimensions,” *JHEP* **11** (2013) 066, [arXiv:1308.1879 \[hep-ph\]](#).
- [25] A. Pomarol and F. Riva, “Towards the Ultimate SM Fit to Close in on Higgs Physics,” *JHEP* **01** (2014) 151, [arXiv:1308.2803 \[hep-ph\]](#).
- [26] L. J. Dixon, “Calculating scattering amplitudes efficiently,” in *QCD and beyond. Proceedings, Theoretical Advanced Study Institute in Elementary Particle Physics, TASI-95, Boulder, USA, June 4-30, 1995*, pp. 539–584. 1996. [arXiv:hep-ph/9601359 \[hep-ph\]](#). <http://www-public.slac.stanford.edu/sciDoc/docMeta.aspx?slacPubNumber=SLAC-PUB-7106>.
- [27] G. D’Ambrosio, G. F. Giudice, G. Isidori, and A. Strumia, “Minimal flavor violation: An Effective field theory approach,” *Nucl. Phys.* **B645** (2002) 155–187, [arXiv:hep-ph/0207036 \[hep-ph\]](#).
- [28] G. F. Giudice, C. Grojean, A. Pomarol, and R. Rattazzi, “The Strongly-Interacting Light Higgs,” *JHEP* **06** (2007) 045, [arXiv:hep-ph/0703164 \[hep-ph\]](#).
- [29] R. Barbieri, A. Pomarol, R. Rattazzi, and A. Strumia, “Electroweak symmetry breaking after LEP-1 and LEP-2,” *Nucl. Phys.* **B703** (2004) 127–146, [arXiv:hep-ph/0405040 \[hep-ph\]](#).
- [30] C. Arzt, M. B. Einhorn, and J. Wudka, “Patterns of deviation from the standard model,” *Nucl. Phys.* **B433** (1995) 41–66, [arXiv:hep-ph/9405214 \[hep-ph\]](#).
- [31] D. Liu, A. Pomarol, R. Rattazzi, and F. Riva, “Patterns of Strong Coupling for LHC Searches,” *JHEP* **11** (2016) 141, [arXiv:1603.03064 \[hep-ph\]](#).

- [32] R. Contino, A. Falkowski, F. Goertz, C. Grojean, and F. Riva, “On the Validity of the Effective Field Theory Approach to SM Precision Tests,” *JHEP* **07** (2016) 144, [arXiv:1604.06444 \[hep-ph\]](#).
- [33] J. Alwall, R. Frederix, S. Frixione, V. Hirschi, F. Maltoni, O. Mattelaer, H. S. Shao, T. Stelzer, P. Torrielli, and M. Zaro, “The automated computation of tree-level and next-to-leading order differential cross sections, and their matching to parton shower simulations,” *JHEP* **07** (2014) 079, [arXiv:1405.0301 \[hep-ph\]](#).
- [34] C. Degrande, N. Greiner, W. Kilian, O. Mattelaer, H. Mebane, T. Stelzer, S. Willenbrock, and C. Zhang, “Effective Field Theory: A Modern Approach to Anomalous Couplings,” *Annals Phys.* **335** (2013) 21–32, [arXiv:1205.4231 \[hep-ph\]](#).
- [35] R. Franceschini, G. Panico, A. Pomarol, F. Riva, A. Wulzer. See talk by G. Panico https://indico.cern.ch/event/587148/contributions/2409109/attachments/1393682/2123873/Panico_EWPT_at_LHC.pdf, at ZPW 2017 Zurich.
- [36] CMS Collaboration, A. M. Sirunyan *et al.*, “Search for anomalous couplings in boosted $WW/WZ \rightarrow \ell\nu q\bar{q}$ production in proton-proton collisions at $\sqrt{s} = 8$ TeV,” *Phys. Lett.* **B772** (2017) 21–42, [arXiv:1703.06095 \[hep-ex\]](#).
- [37] D. Racco, A. Wulzer, and F. Zwirner, “Robust collider limits on heavy-mediator Dark Matter,” *JHEP* **05** (2015) 009, [arXiv:1502.04701 \[hep-ph\]](#).
- [38] ATLAS Collaboration, G. Aad *et al.*, “Measurements of $W^\pm Z$ production cross sections in pp collisions at $\sqrt{s} = 8$ TeV with the ATLAS detector and limits on anomalous gauge boson self-couplings,” *Phys. Rev.* **D93** no. 9, (2016) 092004, [arXiv:1603.02151 \[hep-ex\]](#).
- [39] F. Campanario, M. Rauch, and S. Sapeta, “ W^+W^- production at high transverse momenta beyond NLO,” *Nucl. Phys.* **B879** (2014) 65–79, [arXiv:1309.7293 \[hep-ph\]](#).
- [40] F. Campanario, M. Rauch, and S. Sapeta, “ZZ production at high transverse momenta beyond NLO QCD,” *JHEP* **08** (2015) 070, [arXiv:1504.05588 \[hep-ph\]](#).
- [41] F. Campanario and S. Sapeta, “WZ production beyond NLO for high-pT observables,” *Phys. Lett.* **B718** (2012) 100–104, [arXiv:1209.4595 \[hep-ph\]](#).
- [42] M. Grazzini, S. Kallweit, S. Pozzorini, D. Rathlev, and M. Wiesemann, “ W^+W^- production at the LHC: fiducial cross sections and distributions in NNLO QCD,” *JHEP* **08** (2016) 140, [arXiv:1605.02716 \[hep-ph\]](#).
- [43] M. Grazzini, S. Kallweit, D. Rathlev, and M. Wiesemann, “ $W^\pm Z$ production at hadron colliders in NNLO QCD,” *Phys. Lett.* **B761** (2016) 179–183, [arXiv:1604.08576 \[hep-ph\]](#).
- [44] S. Dawson, I. M. Lewis, and M. Zeng, “Threshold resummed and approximate next-to-next-to-leading order results for W^+W^- pair production at the LHC,” *Phys. Rev.* **D88** no. 5, (2013) 054028, [arXiv:1307.3249 \[hep-ph\]](#).
- [45] T. Sjostrand, S. Mrenna, and P. Z. Skands, “A Brief Introduction to PYTHIA 8.1,” *Comput. Phys. Commun.* **178** (2008) 852–867, [arXiv:0710.3820 \[hep-ph\]](#).