

A set theoretical approach for the partial tracing operation in quantum mechanics

Pranay Barkataki* and M. S. Ramkarthik†

Department of Physics, Visvesvaraya National Institute of Technology, Nagpur - 440010

(Dated: June 28, 2019)

Abstract

Partial trace is a very important mathematical operation in quantum mechanics. It is not only helpful in studying the subsystems of a composite quantum system but also used in computing a vast majority of quantum entanglement measures. Calculating partial trace becomes computationally very intensive with increasing number of qubits as the Hilbert space dimension increases exponentially. In this paper we discuss about our new method of partial tracing which is based on set theory and it is more efficient. The proposed method of partial tracing overcomes all the limitations of the other well known methods such as being computationally intensive and being limited to low dimensional Hilbert spaces. We give a detailed theoretical description of our method and also provide an explicit example of the computation. The merits of the new method and other key ideas are discussed.

*Electronic address: pranaybarkataki@students.vnit.ac.in

†Electronic address: msramkarthik@phy.vnit.ac.in

I. INTRODUCTION

In quantum mechanics a general state of the quantum system can be represented by a density matrix ρ [1] from which we can calculate every observable quantity related to the system. A composite quantum system which is composed of two subsystems is described by the density matrix ρ^{AB} , where A and B represent the subsystems. Given the density matrix of the composite system, if we have to determine the quantum state of the subsystems, then the mathematical operation we perform is a map called the partial trace [1]. This map acts on the density matrix ρ^{AB} of the total system and as a result gives us the states of the individual subsystems which are in turn described by the corresponding reduced density matrices [2]. Mathematically the reduced density matrix of subsystem A is written as $\rho^A = \text{tr}_B(\rho^{AB})$, what we have done is to take the trace over the complimentary subsystem. The partial trace is the *only* operation which is used to determine the states of the subsystems. Not only this, the reduced density matrices and their eigenvalues are the most important ingredients in computing a vast majority of the entanglement measures [3] used in quantum information theory and other allied areas of physics. The entanglement of a system is measured by von Neumann entropy [4] for two-qubit pure states, block entropy [5] for multipartite pure states and concurrence [6] for a two-qubit pure or mixed state. It is also well known that if we have a composite system to be an entangled state, then partially tracing out a subsystem results in the reduced density matrix being a mixed state and this is one of the central features of the phenomenon of entanglement. Due to the aforesaid facts, partial tracing becomes an important mathematical operation in quantum mechanics as a whole. An efficient way to calculate the partial trace of any quantum state has been recently reported [7] and we will be discussing this in section III for completeness. However, our new method which will be discussed at length in section IV of this paper for calculating partial trace is much more simpler, effective and has other interesting features. Presently, with the thin line between quantum information theory and condensed matter physics disappearing in the last few years, our method can be of value to such condensed matter physicists who work on many body problems and finite systems [8].

II. THE USUAL METHOD TO CALCULATE PARTIAL TRACE

If we have density matrix ρ^{AB} and we partially trace off subsystem B out of the density matrix ρ^{AB} , the mathematical operation can be written as :

$$\rho^A = tr_B(\rho^{AB}) = \sum_{j=1}^{\eta_B} (I_a \otimes \langle b_j |) \rho^{AB} (I_a \otimes |b_j\rangle), \quad (1)$$

where η_B is the dimension of the Hilbert space and $|b_j\rangle$'s are the basis vectors of the subsystem B . The operator I_a is the identity matrix in the Hilbert space of the subsystem A . If we have multiple subsystems say A, B, C of Hilbert space dimension η_A, η_B, η_C respectively, we can trace out two subsystems B, C out of the density matrix ρ^{ABC} , then the reduced density matrix ρ^A is written as :

$$\rho^A = tr_{BC}(\rho^{ABC}) = tr_B\{tr_C(\rho^{ABC})\} = tr_C\{tr_B(\rho^{ABC})\}, \quad (2)$$

$$= \sum_{i=1}^{\eta_B} \sum_{j=1}^{\eta_C} (I_a \otimes \langle b_i | \otimes \langle c_j |) \rho^{ABC} (I_a \otimes |b_i\rangle \otimes |c_j\rangle). \quad (3)$$

If the dimension of the Hilbert space of the composite system is large then partially tracing out subsystems becomes more and more complex as the number of matrix multiplications and the number of associated inner products to be calculated increases exponentially. This makes the computation of the reduced density matrix difficult both analytically and numerically.

III. CALCULATING PARTIAL TRACE

A. Bipartition system

We have density matrix ρ of a composite system whose subsystems are A and B with Hilbert space dimension η_A and η_B respectively. In the density matrix ρ we partially trace out any one of the subsystem, let us consider we partially trace out subsystem B . We had devised a method independently but later it was brought to our notice that it was already published [7]. For partially tracing out any one of the subsystem of a bipartition system this method is much more faster than the usual method of partial tracing. The state vector $|j\rangle$ spans the Hilbert space of the subsystem B . It has only one non-null element in the j^{th} position of the matrix of dimension $\eta_B \times 1$, so when we calculate the reduced density matrix ρ^A by tracing out the subsystem B which now spanned in the $|j\rangle$ basis, we do not multiply

with null elements of $|j\rangle$ but simply add those terms which will contribute to the matrix element of the resulting reduced density matrix. On replacing $|b_j\rangle$ by $|j\rangle$ in Eq.[1] it can be trivially seen that the matrix element $\rho_{k,l}^A$ is

$$\rho_{k,l}^A = \sum_{j=1}^{\eta_B} \rho^{(k-1)\eta_B+j, (l-1)\eta_B+j}. \quad (4)$$

B. Multiple partition system

In the paper [7], the author has given a method for computing partial trace of multiple partitions system which is faster than usual method of calculating partial trace. We give a birds eye view of this method. The composite system density matrix ρ^{ABC} has three subsystems A, B, C of Hilbert space dimensions η_A, η_B, η_C respectively. We write the matrix ρ^{ABC} in the computational basis as follows

$$\rho^{ABC} = \sum_{j,m=1}^{\eta_A} \sum_{k,n=1}^{\eta_B} \sum_{l,o=1}^{\eta_C} \langle jkl | \rho^{ABC} | mno \rangle (|j\rangle\langle m|) \otimes (|k\rangle\langle n|) \otimes (|l\rangle\langle o|). \quad (5)$$

Partially tracing out subsystem B from the composite system ABC to get the reduced density matrix ρ^{AC} as under

$$\rho^{AC} = \sum_{j,m=1}^{\eta_A} \sum_{k,n=1}^{\eta_B} \sum_{l,o=1}^{\eta_C} \langle jkl | \rho^{ABC} | mno \rangle (|j\rangle\langle m|) \otimes \text{tr}_B(|k\rangle\langle n|) \otimes (|l\rangle\langle o|), \quad (6)$$

$$\rho^{AC} = \sum_{j,m=1}^{\eta_A} \sum_{l,o=1}^{\eta_C} \left(\sum_{k=1}^{\eta_B} \langle jkl | \rho^{ABC} | mko \rangle \right) (|j\rangle\langle m|) \otimes (|l\rangle\langle o|), \quad (7)$$

$$\rho^{AC} = \sum_{j,m=1}^{\eta_A} \sum_{l,o=1}^{\eta_C} \langle jl | \rho^{AC} | mo \rangle (|j\rangle\langle m|) \otimes (|l\rangle\langle o|). \quad (8)$$

The state vector $|mno\rangle$ has only one non null element in the matrix at the position $\alpha = (m-1)\eta_B\eta_C + (n-1)\eta_C + o$, the matrix $\rho^{ABC}|mno\rangle$ is equivalent to α^{th} column of the matrix ρ^{ABC} . Using this fact in Eq.[6] and Eq.[8] results in the following after some calculations,

$$\rho_{(j-1)\eta_C+l, (m-1)\eta_C+o}^{AC} = \sum_{k=1}^{\eta_B} \rho_{(j-1)\eta_B\eta_C+(k-1)\eta_C+l, (m-1)\eta_B\eta_C+(k-1)\eta_C+o}. \quad (9)$$

As it can be easily seen, there are no inner products or matrix multiplications to be performed. We can simply generate the reduced density matrix by adding the terms of the composite system density matrix that contributes to the matrix element of the corresponding reduced density matrix of the subsystem.

IV. THEORETICAL FRAMEWORK OF OUR METHOD TO CALCULATE PARTIAL TRACE OF MULTIPLE PARTITIONS USING SET THEORY

We have seen in the previous sections that the method of calculating partial trace, becomes cumbersome as the number of qubits increases. It is also to be noted that the method as mentioned in [7] is quite nontrivial when used in the calculation of the reduced density matrices of any random partitions (like for example, partial tracing all odd or even spins out of a collection of spins). Keeping these requirements in mind, we have devised a new method which we present in this section. This method considerably simplifies the calculation of partial tracing both analytically and numerically. In this new method of partial tracing we consider a quantum system of N qubits which is represented by the density matrix ρ whose matrix elements are labeled from 0 to $2^N - 1$. We divide the system into N subsystems and each of the subsystems has a Hilbert space of dimension two. We trace out M qubits ($M < N$) out of the quantum system and the position of the traced out qubits is represented as $\{i_k, \forall k = 1, 2, \dots, M\}$. The binary place value of the traced out qubits is written as

$$\lambda_1 = 2^{i_1-1}; \lambda_2 = 2^{i_2-1}; \dots; \lambda_M = 2^{i_M-1} \quad (10)$$

We calculate the matrix element $\rho'_{l,m}$ of the reduced density matrix ρ' ($2^{N-M} \times 2^{N-M}$). First we have to convert the decimal numbers l and m into binary equivalent numbers represented by p and q respectively. The binary numbers p and q are a string of $N - M$ numbers of 0's and 1's, we take another set of binary numbers p' and q' with string of N numbers. In p' the $i_1^{th}, i_2^{th}, \dots, i_M^{th}$ positions in the string of N numbers will be replaced by 0 and in the rest of the positions of the string will be replaced sequentially by the $N - M$ numbers of the binary number p and a similar procedure is followed for the number q' . The decimal equivalent of the binary numbers p' and q' are l'_1 and m'_1 . Now we define a set S whose elements are the binary place values as shown below

$$S = \{\lambda_i, \forall i = 1, 2, \dots, M\}. \quad (11)$$

The formalism which we have developed above lends itself for a natural generalization via the concept of power set [9] in abstract algebra. $P(S)$ is defined as the power set of the set S and it can be written as

$$P(S) = \left\{ \{\}, \{\lambda_1\}, \dots, \{\lambda_M\}, \{\lambda_1, \lambda_2\}, \dots, \{\lambda_1, \lambda_2, \lambda_3\}, \dots, \{\lambda_1, \lambda_2, \dots, \lambda_M\} \right\} \quad (12)$$

The number of elements in the power set $P(S)$ is written as

$$|P(S)| = 2^{|S|} = 2^M. \quad (13)$$

The elements in the power set can be represented by η_k where $k = 1, 2, \dots, 2^M$. To be consistent with our claims we interpret the first element of Eq.[12] which is $\{\}$ as $0 = \eta_1$. Any general element of the power set can be interpreted as

$$\{\lambda_1, \lambda_2, \dots, \lambda_j\} \Leftrightarrow \lambda_1 + \lambda_2 + \dots + \lambda_j = \eta_k, \quad (14)$$

where $j \leq M$. Adding each value of η_k 's to l'_1 and m'_1 simultaneously to generate a new pair of numbers as shown below

$$l'_k = l'_1 + \eta_k \quad m'_k = m'_1 + \eta_k. \quad (15)$$

The pair l'_k, m'_k ($k = 1, 2, \dots, 2^M$) designate which matrix elements of the composite system density will contribute to the matrix element $\rho'_{l,m}$ as under

$$\rho'_{l,m} = \sum_{k=1}^{2^M} \rho_{l'_k, m'_k} \quad (16)$$

A. A detailed illustration to calculate one matrix element of the reduced density matrix

We will illustrate the above method by the following example which will be useful for coders, for clarity we study in detail how to calculate one of the matrix elements of the reduced density matrix. However, a more rigorous calculation of computing the total reduced density matrix is relegated to the appendix. Let us suppose we have 6 spins, that is $N = 6$ which means that the composite system density matrix dimension is $2^6 \times 2^6$ (64×64). We partially trace out all the even position qubits out of the composite system. On tracing out even position qubits the value of $M = 3$ for a 6 qubit quantum system. The 6 qubit quantum system is shown in Fig.[1], the red boxes are for the even positions qubits that are to be traced out and green dashed boxes are for the odd positions qubits.



FIG. 1: Six qubits quantum system

The dimension of the reduced density matrix ρ' is $2^3 \times 2^3$. As an illustration let us calculate the value of the matrix element $\rho'_{2,1}$ using our method. To do that, first we convert the decimal number $l = 2$ to binary equivalent number p and $|p\rangle$ is one of the vector in the computational basis.

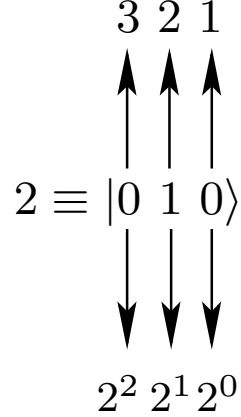


FIG. 2: Conversion of 2 to $|p\rangle$

In Fig.[2] the up arrows refers to the positions of the qubits starting from right to left and down arrows refers to the binary place value of the binary equivalent number. Similarly conversion of decimal number $m = 1$ into the binary equivalent number q and $\langle q|$ is one of the vectors in the computational basis of the dual space

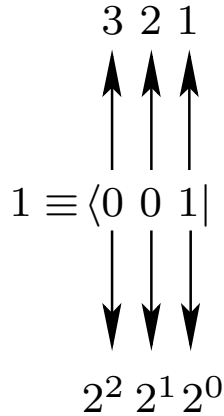


FIG. 3: Conversion of 1 to $\langle q|$

We take another set of two binary numbers p' and q' , which are a string of 6 numbers and write it in terms of the computational basis vectors as $|p'\rangle$ and $\langle q'|$. In the even positions starting from right to left of $|p'\rangle$ we put zero and leave the odd positions empty for now as

indicated by the dashes as shown below

$$|p'\rangle = |0 \text{ - } 0 \text{ - } 0 \text{ -}\rangle. \quad (17)$$

Now in the odd position of Eq.[17] we sequentially putting the values of the $|p\rangle$, we get

$$|p'\rangle = |000100\rangle. \quad (18)$$

Similarly we can write

$$\langle q'| = \langle 000001|. \quad (19)$$

The binary to decimal conversion of the numbers p' and q' are $l'_1 = 4$ and $m'_1 = 1$ respectively. As we are partially tracing out even position qubits out of the composite system and the binary place values of these even positions are $\lambda_1 = 2^1, \lambda_2 = 2^3, \lambda_3 = 2^5$. Now we can write the set S as under

$$S = \{\lambda_1, \lambda_2, \lambda_3\}. \quad (20)$$

The power set for the Eq.[20] can be written as

$$P(S) = \left\{ \{\}, \{\lambda_1\}, \{\lambda_2\}, \{\lambda_3\}, \{\lambda_1, \lambda_2\}, \{\lambda_1, \lambda_3\}, \{\lambda_2, \lambda_3\}, \{\lambda_1, \lambda_2, \lambda_3\} \right\} \quad (21)$$

The total number of η_k 's element is equal to 2^3 . The η_k 's element can be written as $\eta_1 = 0, \eta_2 = \lambda_1, \eta_3 = \lambda_2, \eta_4 = \lambda_3, \eta_5 = \lambda_1 + \lambda_2, \eta_6 = \lambda_1 + \lambda_3, \eta_7 = \lambda_2 + \lambda_3, \eta_8 = \lambda_1 + \lambda_2 + \lambda_3$. Now add all the η_k 's element to $l'_1 = 4$ and $m'_1 = 1$ simultaneously as discussed in section IV

$$l'_1 = 4 + \eta_1 = 4 \quad m'_1 = 1 + \eta_1 = 1, \quad (22)$$

$$l'_2 = 4 + \eta_2 = 6 \quad m'_2 = 1 + \eta_2 = 3, \quad (23)$$

$$l'_3 = 4 + \eta_3 = 12 \quad m'_3 = 1 + \eta_3 = 9, \quad (24)$$

$$l'_4 = 4 + \eta_4 = 36 \quad m'_4 = 1 + \eta_4 = 33, \quad (25)$$

$$l'_5 = 4 + \eta_5 = 14 \quad m'_5 = 1 + \eta_5 = 11, \quad (26)$$

$$l'_6 = 4 + \eta_6 = 38 \quad m'_6 = 1 + \eta_6 = 35, \quad (27)$$

$$l'_7 = 4 + \eta_7 = 44 \quad m'_7 = 1 + \eta_7 = 41, \quad (28)$$

$$l'_8 = 4 + \eta_8 = 46 \quad m'_8 = 1 + \eta_8 = 43. \quad (29)$$

As we have discussed earlier that l'_i and m'_i ($i = 1, 2 \dots 8$) designates the row and column of the composite system density matrix ρ respectively. The Fig.[4] explains the procedure

what we had written from Eq.[22] to Eq.[29] in computational basis representation. To be more explicit, In Fig.[4] the ket vectors represents the binary conversion of the number l'_i ($i = 1, 2 \dots 8$) and dimension of the ket vector is 64×1 . The position l'_i in the corresponding ket vector contains the value 1 and rest all the positions in that ket vector is 0. Similarly the bra vectors are the binary conversion of the number m'_i ($i = 1, 2 \dots 8$) and dimension of the bra vector is 1×64 . The position m'_i in the corresponding bra vector contains the value 1 and rest all the positions in that bra vector is 0. The coefficients of these outer product matrices are added to give the value of the matrix element $\rho'_{2,1}$ of the reduced density matrix. Adding the coefficients that contribute to the matrix element of the reduced density matrix takes computationally less time to calculate than performing matrix multiplication or calculating inner products.

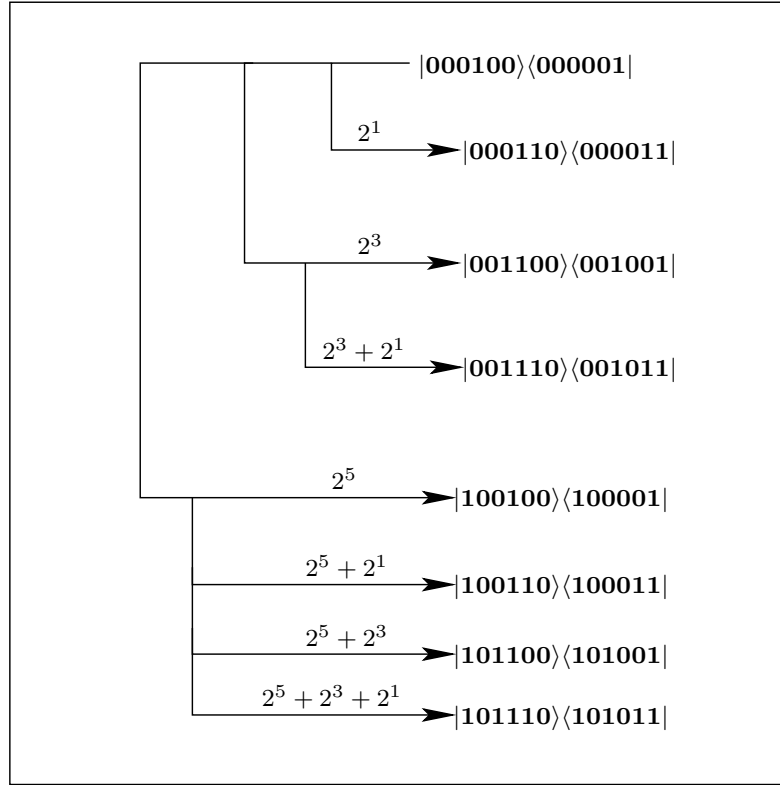


FIG. 4: Addition of all the combination to $|p'\rangle$ and $\langle q'|$ simultaneously

The value of the matrix element $\rho'_{2,1}$ is then,

$$\rho'_{2,1} = \rho_{4,1} + \rho_{6,3} + \rho_{12,9} + \rho_{36,33} + \rho_{14,11} + \rho_{38,35} + \rho_{44,41} + \rho_{46,43}. \quad (30)$$

V. MERITS AND OTHER FEATURES OF OUR METHOD OF PARTIAL TRACING

The method of partial tracing which we have demonstrated can be used not only for a multipartition system but also for a bipartition system. Our method of calculating partial trace is more easier. This fact becomes more evident as we go to higher dimensional Hilbert spaces which occurs in the finite size spin models of magnetism like Ising model [10], Heisenberg model [11], Majumdar-Ghosh model [12], AKLT model [13] etc. where we have to deal with a large number of qubits (electron which are spin $\frac{1}{2}$ particles). Let us suppose we have an eight qubit system out of which we partially trace out four qubits. In Fig.[5] the boxes which are in red are the qubits that are to be partially traced out and the dashed boxes which are in green are the qubits which will not be traced out of the system. The eight qubit system is represented by the pure state vector $|\psi\rangle$ and its pure state density matrix is $\rho = |\psi\rangle\langle\psi|$.



FIG. 5: Eight qubits system

In the method given in [7] the algorithm is to partially trace out qubits from the left hand side till it reaches a qubit in the green dashed box. In the above case the qubits 1 and 2 are to be traced out from the left hand side, so using Eq.[4] in the bipartition method of partial tracing it will trace out qubits 1 and 2 from the density matrix ρ . After tracing out qubits 1 and 2 we get the reduced density matrix ρ' , now from ρ' it will partially trace out qubits from the right hand side till it reaches a qubit in green dashed box. In the case under consideration qubit 8 will be traced out using Eq.[4]. Once it traces out qubits from the left and right it uses the Eq.[9] to trace out remaining qubits if there are any, in the above case qubit 5 will be traced out and we get the final reduced density matrix ρ'' . However, in the method we have given, using the state vector $|\psi\rangle$ we can directly generate the final reduced density matrix which in above case is ρ'' without generating any intermediate reduced density matrix like ρ' . Our method is more efficient in handling larger dimensional density matrices due to its inherent nature of simplicity. For example we have $N = 26$ qubits, which means

the dimension of the pure state vector $|\psi\rangle$ is $2^{26} \times 1 (2^{26} = 67108864)$ (*around a staggering 60 million set of numbers*) and we partially trace out any of the 24 qubits out of the system, it will give the result within ten seconds in a normal desktop of 4 GB RAM, Intel i3 processor. However, if we use the method as given in [7], we cannot do this partial tracing in a normal desktop because the dimension of the intermediate reduced density matrix is quite large to handle for a normal desktop. It is also noteworthy to mention that the upper bound on the applicability of the method as given in [7] for both pure and mixed state is $N = 14$ tracing out 8 qubits out of the quantum system. Whereas in our method, we reiterate the fact that for a pure state we can maximum go upto $N = 26$ tracing out 24 qubits out of the quantum system. The upper bound on N in a pure state for both methods is different because of the inherent construction of the algorithm. Another important feature of our technique is that it always gives the correct result for any random combination of partial trace but the technique as given in [7] is computationally not efficient in achieving this due to the inherent complexity of the algorithm which has been explained already in this section. The above statement can be further understood from the purview of spin chains that, if we are interested to study an odd or an even part of the spin chain, for instance comb entanglement [14], our method gives us an edge over other known methods. It is also worth mentioning that the computations which we have done and presented are done in serial programming. However, if we achieve a successful parallelization of the codes then our method can be made superfast in calculating partial traces.

VI. SUMMARY AND CONCLUSIONS

Partial trace is a very important mathematical operation for studying the details of a subsystem. Not only that, it is used in the calculation of a variety of entanglement measures. If we use the unoptimized code to do partial tracing it may take considerable amount of time to compute the reduced density matrices and the computational time increases exponentially with increase in the numbers of qubits. As discussed in this paper, if we use our method for partial tracing then we can handle larger Hilbert spaces within the capacity of our normal desktop. This work may be of importance for the working physicist in the area of quantum information and who often have trouble in dealing with large matrices and quantum states. In fact, we conjecture that, using our method coupled with supercomputers we can

considerably reduce the computational time even while dealing with very high dimensional Hilbert spaces. Not only these, the method given by us can calculate partial trace between random partitions of subsystems with great ease.

VII. ACKNOWLEDGEMENTS

I would like to thank Miss Payal Solanki (M.Sc. student, VNIT Nagpur) for interesting discussions.

Appendix A: A complete example of calculating the reduced density matrix using our method

In this appendix, we have worked out a complete example of calculating the reduced density matrix by our method. This may help the reader to attain more clarity in understanding the method. Consider a four-qubit quantum system which is represented by the tensor product of two Bell states as,

$$|\psi\rangle = \frac{1}{\sqrt{2}} \left[|01\rangle_{AB} - |10\rangle_{AB} \right] \otimes \frac{1}{\sqrt{2}} \left[|01\rangle_{CD} - |10\rangle_{CD} \right]. \quad (\text{A1})$$

The pure state density matrix is written as.

$$\begin{aligned} \rho &= |\psi\rangle\langle\psi| \\ &= \frac{1}{4} \left[|0101\rangle_{ABCD} - |0110\rangle_{ABCD} - |1001\rangle_{ABCD} + |1010\rangle_{ABCD} \right] \\ &\quad \left[{}_{ABCD}\langle 0101| - {}_{ABCD}\langle 0110| - {}_{ABCD}\langle 1001| + {}_{ABCD}\langle 1010| \right]. \end{aligned} \quad (\text{A2})$$

Partially tracing out subsystems B , C and D out of the density matrix ρ , the qubit positions of the subsystem are 3, 2 and 1 respectively and the binary place values of the qubit positions are $\lambda_3 = 2^2$, $\lambda_2 = 2^1$ and $\lambda_1 = 2^0$ respectively. The set S can be written as

$$S = \{\lambda_1, \lambda_2, \lambda_3\}. \quad (\text{A3})$$

The power set $P(S)$ can be written same as Eq.[21] and the η_k 's values are written as $\eta_1 = 0, \eta_2 = \lambda_1, \eta_3 = \lambda_2, \eta_4 = \lambda_3, \eta_5 = \lambda_1 + \lambda_2, \eta_6 = \lambda_1 + \lambda_3, \eta_7 = \lambda_2 + \lambda_3$ and $\eta_8 = \lambda_1 + \lambda_2 + \lambda_3$. Computing the matrix element of the reduced density matrix ρ'_{00} , the decimal numbers l and m are 0 and 0. Converting these decimal numbers into binary numbers p and q of one bit

string, we get 0 and 0. Now calculating the binary number p' a string of four bits, starting from right to left the qubit positions 3, 2 and 1 will be containing zero

$$p' = _000. \quad (\text{A4})$$

The qubit position 4 will be filled by the number in the binary number p .

$$p' = 0000. \quad (\text{A5})$$

Converting back the binary number p' into decimal number $l'_1 = 0$ and similarly we found out $m'_1 = 0$. Now adding the η_k 's values to l'_1 and m'_1 simultaneously, we get

$$l'_1 = 0 + \eta_1 = 0 \quad m'_1 = 0 + \eta_1 = 0, \quad (\text{A6})$$

$$l'_2 = 0 + \eta_2 = 1 \quad m'_2 = 0 + \eta_2 = 1, \quad (\text{A7})$$

$$l'_3 = 0 + \eta_3 = 2 \quad m'_3 = 0 + \eta_3 = 2, \quad (\text{A8})$$

$$l'_4 = 0 + \eta_4 = 4 \quad m'_4 = 0 + \eta_4 = 4, \quad (\text{A9})$$

$$l'_5 = 0 + \eta_5 = 3 \quad m'_5 = 0 + \eta_5 = 3, \quad (\text{A10})$$

$$l'_6 = 0 + \eta_6 = 5 \quad m'_6 = 0 + \eta_6 = 5, \quad (\text{A11})$$

$$l'_7 = 0 + \eta_7 = 6 \quad m'_7 = 0 + \eta_7 = 6, \quad (\text{A12})$$

$$l'_8 = 0 + \eta_8 = 7 \quad m'_8 = 0 + \eta_8 = 7. \quad (\text{A13})$$

The matrix element ρ'_{00} can be written as

$$\rho'_{00} = \rho_{l'_1 m'_1} + \rho_{l'_2 m'_2} + \rho_{l'_3 m'_3} + \rho_{l'_4 m'_4} + \rho_{l'_5 m'_5} + \rho_{l'_6 m'_6} + \rho_{l'_7 m'_7} + \rho_{l'_8 m'_8}, \quad (\text{A14})$$

$$\rho'_{00} = \rho_{0,0} + \rho_{1,1} + \rho_{2,2} + \rho_{3,3} + \rho_{4,4} + \rho_{5,5} + \rho_{6,6} + \rho_{7,7}. \quad (\text{A15})$$

Using Eq.[A2] in the above equation, we get

$$\rho'_{00} = 0 + 0 + 0 + 0 + 0 + 0.25 + 0.25 + 0, \quad (\text{A16})$$

$$\rho'_{00} = 0.5. \quad (\text{A17})$$

We now calculate the matrix element ρ'_{01} , the decimal numbers l and m are 0 and 1. On converting decimal numbers l and m into one bit string on binary numbers $p = 0$ and $q = 1$ respectively. The binary number p' can be written as

$$p' = 0000. \quad (\text{A18})$$

But while calculating binary number q' the qubit position starting from right to left 1, 2 and 3 contains zero.

$$q' = _000. \quad (\text{A19})$$

Now insert value of binary number q into the 4th bit position and we get

$$q' = 1000. \quad (\text{A20})$$

The binary to decimal conversion of the numbers p' and q' are $l'_1 = 0$ and $m'_1 = 8$. Now by replacing value of $l'_1 = 0$ and $m'_1 = 8$ from eqn.(A6) to eqn.(A13) we get the new values of $l'_2, m'_2, l'_3 \cdots l'_8, m'_8$. So the matrix element ρ'_{01} can be written as

$$\rho'_{01} = \rho_{0,8} + \rho_{1,9} + \rho_{2,10} + \rho_{3,11} + \rho_{4,12} + \rho_{5,13} + \rho_{6,14} + \rho_{7,15}, \quad (\text{A21})$$

$$\rho'_{01} = 0 + 0 + 0 + 0 + 0 + 0 + 0 + 0, \quad (\text{A22})$$

$$\rho'_{01} = 0. \quad (\text{A23})$$

From eqn.(A23) we can say that $\rho'_{10} = 0$ because ρ' is a Hermitian matrix and is symmetric.

We follow the similar procedure to calculate the matrix element ρ'_{11} .

$$\rho'_{11} = \rho_{8,8} + \rho_{9,9} + \rho_{10,10} + \rho_{11,11} + \rho_{12,12} + \rho_{13,13} + \rho_{15,14} + \rho_{15,15}, \quad (\text{A24})$$

$$\rho'_{11} = 0 + 0.25 + 0.25 + 0 + 0 + 0 + 0 + 0, \quad (\text{A25})$$

$$\rho'_{11} = 0.5. \quad (\text{A26})$$

Using eqn.(A17), (A23) and (A26) we can write the matrix ρ' as

$$\rho' = \begin{pmatrix} 0.5 & 0 \\ 0 & 0.5 \end{pmatrix} \quad (\text{A27})$$

-
- [1] Quantum Computation and Quantum information: M. A. Nielsen and I. L. Chuang, Cambridge University Press; (2000).
 - [2] Quantum Theory Concepts and Methods: Asher Peres, Kluwer Academic Publishers; (2002).
 - [3] Quantum entanglement, Ryszard Horodecki, Pawel Horodecki, Michal Horodecki, Karol Horodecki, Rev. Mod. Phys. **81**, 865 (2009).
 - [4] Mathematical Foundations of Quantum Mechanics: John Von Neumann, Princeton University Press; (1955).

- [5] Mixed-state entanglement and quantum error correction, Charles H. Bennett, David P. DiVincenzo, John A. Smolin, and William K. Wootters, *Phys. Rev. A* **54**, 3824 (1996).
- [6] Entanglement of formation of an arbitrary state of two qubits, William K. Wootters, *Phys. Rev. Lett.* **80**, 2245 (1998).
- [7] Computing partial traces and reduced density matrices, Jonas Maziero, *International Journal of Modern Physics C* **28**, 1750005 (2016).
- [8] Entanglement in many-body systems, Luigi Amico, Rosario Fazio, Andreas Osterloh and Vlatko Vedral, *Rev. Mod. Phys.* **80**, 517 (2008).
- [9] Set theory: Thomas Jech, Springer; (2003).
- [10] Exactly Solved Models in Statistical Mechanics: R. J. Baxter, Academic Press; 1982.
- [11] Zur Theorie der Metalle, Hans Bethe, *Zeitschrift für Physik A* **71**, 205 (1931).
- [12] On Next-Nearest-Neighbor Interaction in Linear Chain, Chanchal K. Majumdar and Dipan K. Ghosh, *J. Math. Phys.* **10**, 1388 (1969).
- [13] Rigorous Results on Valence-Bond Ground States in Antiferromagnets, Ian Affleck, Tom Kennedy, Elliott H. Lieb, and Hal Tasaki, *Phys. Rev. Lett.* **59**, 799 (1987).
- [14] Comb entanglement in quantum spin chains, J. P. Keating, F. Mezzadri, and M. Novaes, *Phys. Rev. A* **74**, 012311 (2006).