

ON THE DERIVATION OF RADIAL VELOCITIES OF SB2 COMPONENTS: A “CCF VS TODCOR” COMPARISON*

J.-L. Halbwachs¹, F. Kiefer², F. Arenou³, B. Famaey¹, P. Guillout¹, R. Ibata¹, T. Mazeh⁴ and D. Pourbaix⁵

Abstract. The radial velocity (RV) of a single star is easily obtained from cross-correlation of the spectrum with a template, but the treatment of double-lined spectroscopic binaries (SB2s) is more difficult. Two different approaches were applied to a set of SB2s: the fit of the cross-correlation function with two normal distributions, and the cross-correlation with two templates, derived with the TODCOR code. It appears that the minimum masses obtained through the two methods are sometimes rather different, although their estimated uncertainties are roughly equal. Moreover, both methods induce a shift in the zero point of the secondary RVs, but it is less pronounced for TODCOR. All-in-all the comparison between the two methods is in favour of TODCOR.

Keywords: binaries: spectroscopic, Techniques: radial velocities

1 Introduction

The derivation of a radial velocity (RV) from a CCD spectrum is a routine operation for a single-lined spectroscopic binary (SB1), leading to an accuracy of a few m.s^{-1} , or even less. However, things are not so simple when double-lined binaries (SB2s) are considered. However SB2s allow the estimation of the masses of the stellar component when the orbital inclination may be obtained from an astrometric technique, such as interferometry or high-precision spatial astrometry, and accurate RVs are necessary to derive accurate masses. For that reason, we have applied the two most common techniques on a set of well-observed SB2s, and we compare their results hereafter.

2 The SB2 sample

We consider 24 SB2s which were observed since 2010 with the SOPHIE spectrograph installed on the 193 cm telescope of the Haute-Provence Observatory (OHP). These stars are all known spectroscopic binaries for which it could be possible to derive the masses with an accuracy around 1 % when the astrometric measurements of the Gaia satellite will be delivered (Halbwachs et al. 2014). Ten revised spectroscopic orbits were published in Kiefer et al. (2016), and the publication of 14 others is in preparation (Kiefer et al. 2017). These orbits are presented in Halbwachs et al. (2017)

* BASED ON OBSERVATIONS PERFORMED AT THE HAUTE-PROVENCE OBSERVATORY

¹ Universit  de Strasbourg, CNRS, Observatoire astronomique de Strasbourg, UMR 7550, F-67000 Strasbourg, France

² Institut d’Astrophysique de Paris, CNRS, UMR 7095, 98bis boulevard Arago, F-75014 Paris

³ GEPI, Observatoire de Paris, PSL Research University, CNRS, Universit  Paris Diderot, Sorbonne Paris Cit , Place Jules Janssen, F-92195 Meudon, France

⁴ School of Physics and Astronomy, Tel Aviv University, Tel Aviv 69978, Israel

⁵ FNRS, Institut d’Astronomie et d’Astrophysique, Universit  Libre de Bruxelles, boulevard du Triomphe, 1050 Bruxelles, Belgium

3 The “CCF1” technique

The first technique we have applied makes use of the cross-correlation functions (CCFs) of the spectra with a single template. In practice, it is the numerical equivalent of the photoelectric RVs measured, for instance, with the now decommissioned CORAVEL instrument (Baranne, Mayor & Poncet 1979): each component generates in the CCF a bell-shaped dip which is assumed to obey a normal function. Therefore, the velocities are derived by computing the parameters of two normal functions which the sum is as close as possible to the CCF. For any SB2, the slope of the background is fixed to the same value for all the spectra; at the opposite, the middles, the standard deviations, and the depths of the correlation dips are calculated from a χ^2 minimization for the CCF of each spectrum. In practice, these parameters are derived from a range restricted to a given number of standard deviations, σ , around each minimum as shown in Fig. 1. This range may be as large as 2 or even 3 σ for some stars, but, for others, even 1 σ would lead to a very approximative fit; this depends on the compatibility of the templates with the two spectra, and also on the rotation velocities of the stars. As a consequence, we may expect that the RVs of the components are affected by systematic errors when the correlation dips are closer than approximately 3 times the sum of their standard deviations. However, reality is often even worse: since the template doesn't exactly correspond to the spectrum of each component, the correlation dips are often flanked by side lobes which are much less deep but as large as the main dips. Therefore, the minimum difference guaranteeing reliable RVs is in fact 6 times the sum of the standard deviations. Since the standard deviations are as large as about 3 km/s for the slow rotators with G-K spectral types, and larger otherwise, that means that, in the best case, the RVs are dubious when the difference is less than 36 km/s; this concerns a large part of the measurements obtained for our sample.

4 TODCOR

The TODCOR algorithm (Zucker & Mazeh 1994; Zucker et al. 2004) derives the CCF assuming a template for each component. This method is rather sophisticated, since the templates must be chosen carefully, as explained in Kiefer et al. (2016). For the search of the minimum of the CCF, see, e.g., Halbwachs et al. (2013). The templates are synthetic spectra extracted from the Phoenix library (Hauschild, Allard & Baron 1999). When they are really similar to the actual spectra of the components, the errors related to the CCF1 methods are avoided. However, when the templates are different, systematic errors related to the difference of RV may rise again.

The RV used to derive the published orbits were all obtained with TODCOR.

5 A comparison CCF1 vs TODCOR

Rather than comparing the RVs coming from the two techniques, we used them to derive the SB2 orbital elements, following the method presented in Kiefer et al. (2016). A systematic shift of the RVs of the secondary components is added to the classical orbital elements, in order to verify the adequacy of the templates. In this section, the results of both methods are compared, considering three points : the minimum masses of the components, the shift of the secondary RVs, and the standard deviations of the residuals of the orbits.

5.1 Minimum masses

The orbital elements of a SB2 orbit lead to the minimum masses, $\mathcal{M}_1 \sin^3 i$ and $\mathcal{M}_2 \sin^3 i$, where i is the inclination of the orbital plane and \mathcal{M}_1 and \mathcal{M}_2 the masses of the components. The minimum masses were derived from the RVs obtained with the CCF1 and with the TODCOR methods, and they are compared in Fig. 2. The error bars are represented too.

It appears that the difference has the same sign for both components, and, more important, that the minimum masses may be very significantly different. This confirms the importance of the choice of the technique. .

5.2 Shift of the secondary RVs

The shift of the secondary RVs with respect to the primary ones is presented in Fig. 3. Aside from a few exception, this difference is always positive. For the CCF1 method this comes obviously from the choice of the template which has a spectral type earliest that the secondary component. We notice also a concentration of stars along the vertical red line: these stars have a negligible shift when the TODCOR method is applied, as

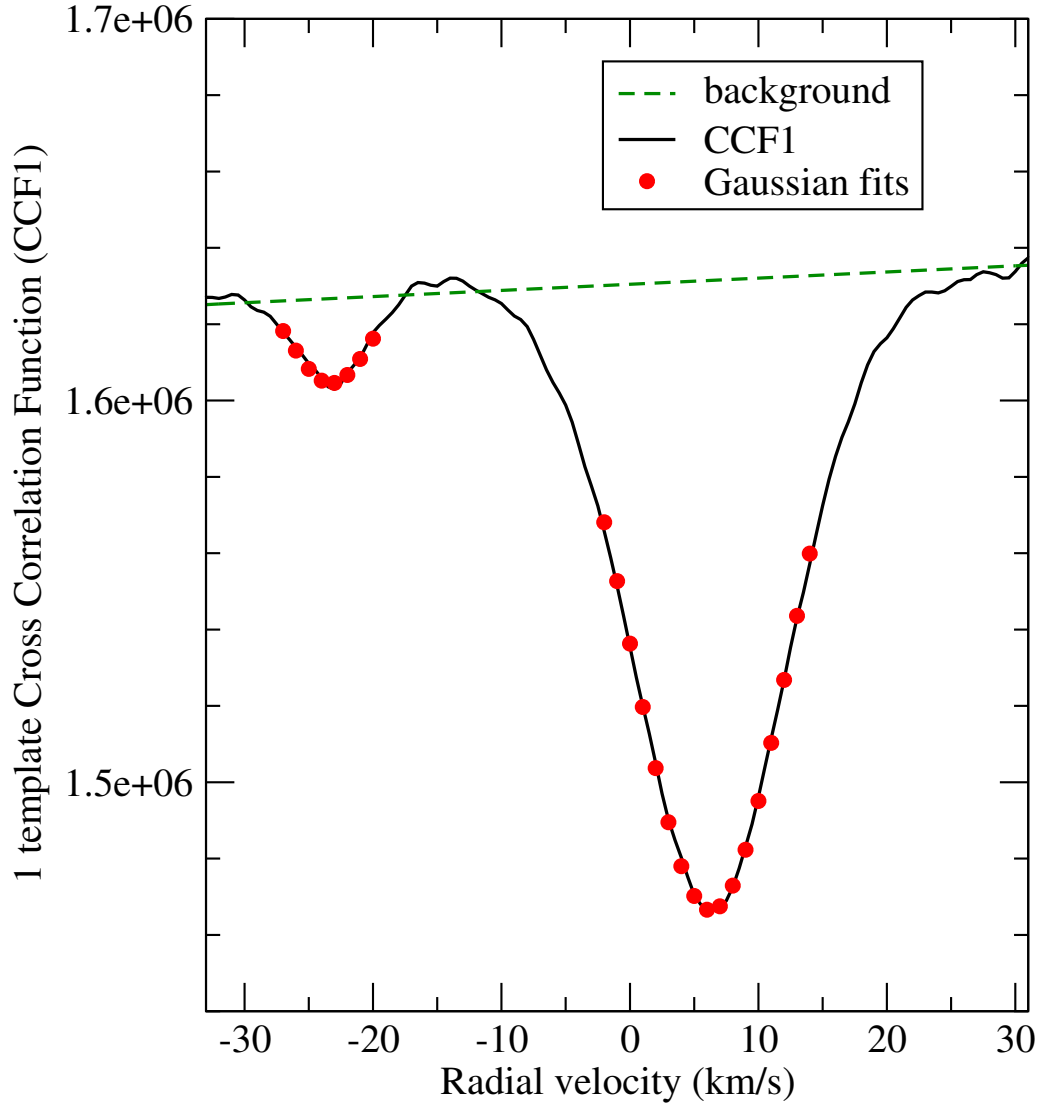


Fig. 1. The cross-correlation function of a spectrum of a SB2 with a template. The red points are the sum of two normal functions derived from a range of 1.4σ around the RV of the components.

expected. However, we see also a lot of SB2s along the red diagonal, and for which the shift is roughly the same with TODCOR than with CCF1.

5.3 Residuals of the orbit

The residuals of the SB2 orbits are presented in Fig. 4. The stars are concentrated along the diagonal, but an excess of large residuals is visible for the CCF1 method.

6 Conclusions

We have seen that TODCOR and the CCF1 method give RVs which are clearly different, since the minimum masses derived from the orbital SB2 elements are often not compatible. It is expected that TODCOR give more reliable results than CCF1, and it is confirmed that the smallest systematic shift between the RVs of the components is obtained with TODCOR, on average. Moreover, TODCOR leads to residuals which are, on average, smaller than those obtained from CCF1. Therefore, we confirm that TODCOR is the most reliable technique. Nevertheless, it is not perfect: the shift of the secondary RVs is not systematically negligible, as it

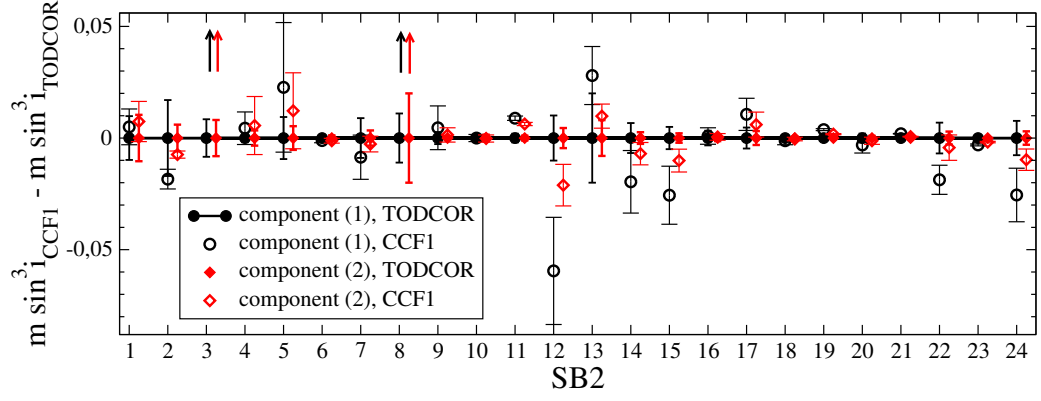


Fig. 2. Comparison of the minimum masses, $\mathcal{M}_1 \sin^3 i$ and $\mathcal{M}_2 \sin^3 i$, derived from RVs obtained with the CCF1 and with the TODCOR method. The masses coming from TODCOR are used as references. The stars are sorted according to the spectral type of the primary component, with the early-type stars at left.

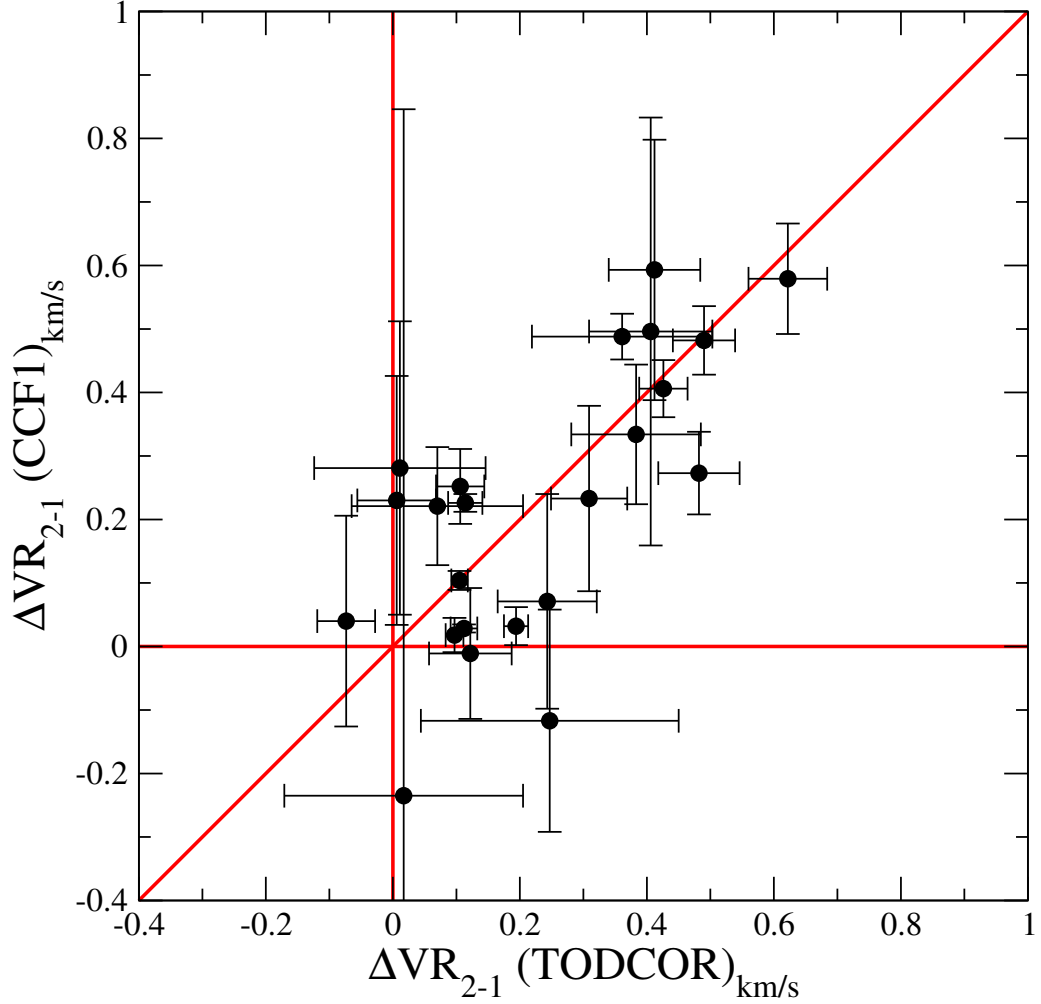


Fig. 3. Comparison of the differences between the secondary and the primary mean RVs. The points above the diagonal represent the SB2s for which the CCF1 method gives a difference larger than that obtained with TODCOR.

should be, and the residuals of TODCOR are sometimes larger than that of CCF1. This is probably due to differences between the actual spectra and the templates from the Phoenix library.

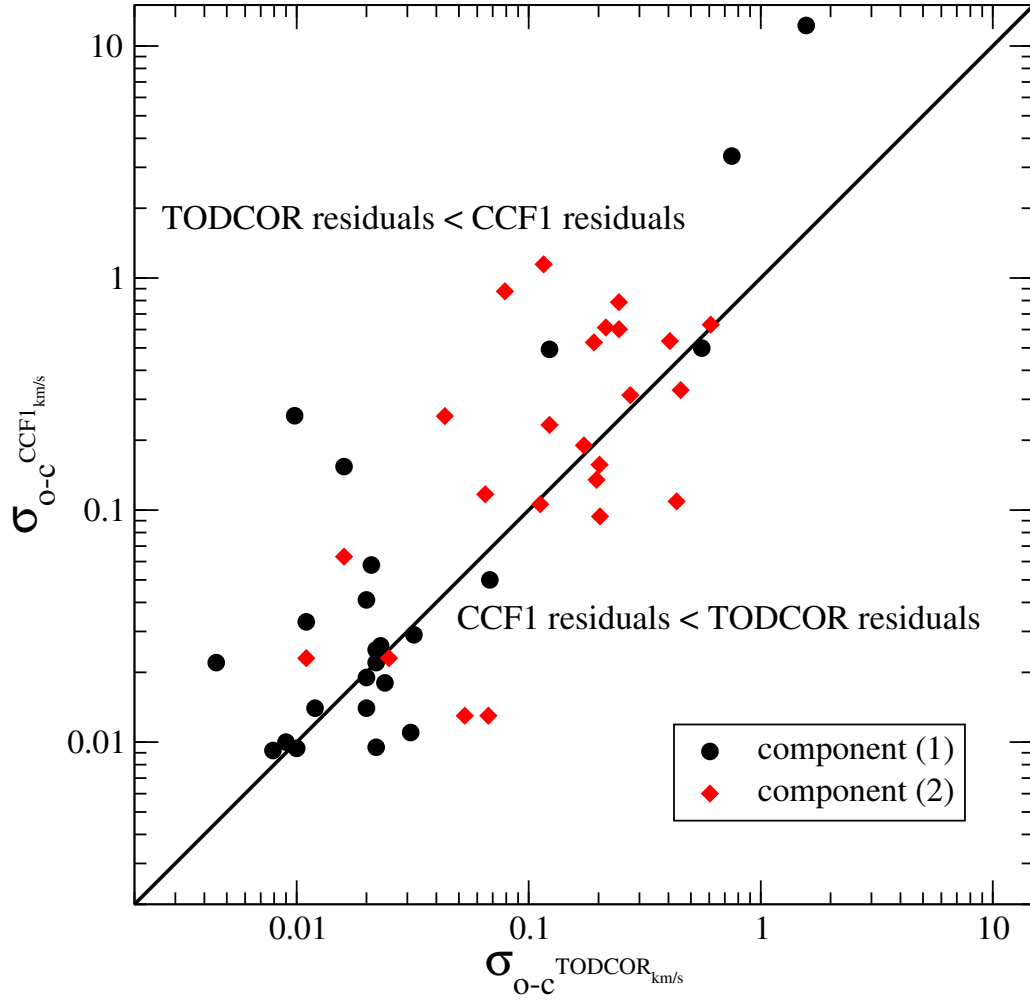


Fig. 4. Comparison of the standard deviations of the residuals of the RVs after the calculation of the SB2 orbital elements. The points above the diagonal represent the SB2s for which the CCF1 method gives residuals larger than that obtained with TODCOR.

This project was supported by the french INSU-CNRS “Programme National de Physique Stellaire” and “Action Spécifique *Gaia*”. We are grateful to the staff of the Haute-Provence Observatory, and especially to Dr F. Bouchy, Dr H. Le Coroller, Dr M. Véron, and the night assistants, for their kind assistance. We made use of the SIMBAD database, operated at CDS, Strasbourg, France. This research has received funding from the European Community’s Seventh Framework Programme (FP7/2007-2013) under grant-agreement numbers 291352 (ERC)

References

- Baranne, A., Mayor, M. & Poncet, J.L. 1979, *Vistas in A.*, 23, 279
- Halbwachs, J.-L., Arenou, F., Guillout, P. et al. 2013, In: Cambrésy L., Martins F., Nuss E., Palacios A. edr. *Proceedings SF2A 2013*, 127-135, SF2A
- Halbwachs, J.-L., Arenou, F., Pourbaix, D. et al. 2014, *MNRAS*, 445, 2371
- Halbwachs, J.-L., Arenou, F., Boffin, H.M.J. et al. 2017, In: Reylé C., Di Matteo P., Herpin F., Lagadec É., Lançon A., Royer F. edr. *Proceedings SF2A 2017*, this volume, SF2A (arXiv:1710.02017)
- Hauschild, P.H., Allard, F. & Baron, E. 1999, *ApJ*, 512, 377
- Kiefer, F., Halbwachs, J.-L., Arenou, F. et al. 2016, *MNRAS*, 458, 3272
- Kiefer, F., Halbwachs, J.-L., Arenou, F., et al. 2017, *MNRAS*, (in preparation)
- Zucker, S. & Mazeh, T. 1994, *ApJ*, 420, 806
- Zucker, S., Mazeh, T., Santos, N.C., Udry, S., & Mayor, M. 2004, *A&A*, 426, 695