

Reconfigurable Antennas in mmWave MIMO Systems

Mojtaba Ahmadi Almasi, *Student Member, IEEE*, Hani Mehrpouyan, *Member, IEEE*,
 Vida Vakilian, *Member, IEEE*, Nader Behdad, *Fellow, IEEE*,
 and Hamid Jafarkhani, *Fellow, IEEE*

ABSTRACT

Although to date the millimeter wave (mmWave) band is underutilized, the large spectrum in this band has the potential to define a new era of wireless communications. Further, the multi-input multi-output (MIMO) communications can provide additional degrees of freedom that allow mmWave MIMO systems to overcome the propagation issues in this band and establish reliable Gigabit per second wireless links. Three MIMO beamforming architectures have been proposed for mmWave communications: a) *digital*, b) *analog*, and c) *hybrid*. In the digital architecture, all antennas must be connected to radio frequency (RF) chain which achieves spatial multiplexing (SM) and beamforming (BF) gain. However, this approach maybe power consuming and expensive. To reduce the required large number of RF chain, analog and recently hybrid architectures are considered at the cost of sacrificing performance. In this article we present a new architecture for mmWave MIMO communications. This architecture comprises lens array antennas

M. A. Almasi and H. Mehrpouyan are with the Department of Electrical and Computer Engineering, Boise State University, Boise, ID 83725 USA (e-mails: mojtabaahmadi@boisestate.edu, hani.mehr@ieee.org).

V. Vakilian is with the Department of Electrical and Computer Engineering and Computer Science, California State University, Bakersfield, CA 93311 USA (e-mail: vvakilian@csu.edu).

N. Behdad is with the Department of Electrical and Computer Engineering, University of Wisconsin—Madison, Madison, WI 53706 USA (e-mail: behdad@wisc.edu).

H. Jafarkhani is with the Center for Pervasive Communications and Computing, University of California, Irvine, Irvine, CA 92697 USA (e-mail: hamidj@uci.edu).

This project is supported in part by the NSF ERAS grand award number 1642865.

coupled with beam selection network per antenna that can steer the beams in required directions. Thus, only a small number of antennas and RF chains are needed. On the other hand, mmWave communications mostly occur through line-of-sight (LoS) links known to be low-rank. A combination of the reconfigurable antennas with appropriate signal processing will improve the rank of LoS links. The simulation results indicate that the steerable radiation patterns prevail the low rank LoS links, hence, boost the capacity performance.

I. INTRODUCTION

Wireless systems are increasingly supporting larger and more diverse applications from sensor networks for environmental monitoring, to smart grid electrical infrastructures, to advances in medicine and transportation. To meet this demand, cellular providers need to have access to more bandwidth, which is their primary capital expenditure. They could reduce such costs – and introduce potentially far reaching improvements to cellular access, affordability, and coverage – by making better use of available spectrum in the 30–300 GHz millimeter-wave (mmWave) band [1]. While most wireless systems operate at sub-6 GHz frequency, mmWave provide large bandwidth channels in frequency carries from 30 to 300 GHz which means higher data rates are available in mmWave [2]. However, propagation and hardware challenges, such as large path loss [3], severe shadowing [3], amplifier limitations [3], phase noise [4], and large power consumption by high speed digital signal processing units (digital-to-analog and analog-to-digital converters (DAC/ADC)) [3], have prevented this.

Several architectures have recently been proposed for mmWave systems which are significantly different from multi-input multi-output (MIMO) communications at sub-6 GHz frequency. These architectures have been detailed in [2]. Due to large path loss at mmWave frequencies, researchers have proposed the use of massive antennas arrays at the transmitter and receiver sides to mitigate this phenomenon. Fortunately, short wavelengths at mmWave allow such a large number of antennas to be packed in a small area. However, using such large number antennas or in other words using massive MIMO brings about two main implementation problems. First, equipping each antenna with a radio frequency (RF) chain at mmWave frequencies is costly, extremely complex, and space limiting. The second problem is the high power consumption due to the large power consumption by power amplifier and DAC/ADCs at mmWave frequencies. The latest is caused by the inefficiency of the power amplifiers at mmWave frequencies

and the large bandwidth (in excess of 1 GHz) that will be used for communication in this band.¹ Note that aside from these two problems, shadowing and channel sparsity still remain big issues in mmWave systems.

To reliably meet the needs of a massive user base and potentially improve access for the underserved to wireless-enabled goods and services, this article aims to develop a communication theory, and antenna design framework for reconfigurable antenna systems to overcome these challenges. Instead of using a large array of static antennas, our proposed approach uses a small number of newly proposed reconfigurable antennas. These antenna can support simultaneous transmission of multiple radiation patterns with one RF chain. These additional radiation patterns provide a communication systems with more degrees of freedom. Hence, aside from being more cost effective, the proposed methodology allows for more effective beamforming and beamsteering algorithms that can better overcome propagation issues in the mmWave band. Further, the large gain provided by the proposed reconfigurable antenna design reduces the mmWave power amplifier design constraints. Hence, this article aims to propose new reconfigurable antenna design for mmWave MIMO systems. Then, it will be shown by simulation that equipping the MIMO system with the reconfigurable antennas overcomes sparse and rank-1 channels at mmWave systems.

II. PROBLEM WITH CURRENT APPROACH

Here, we explain the potential value of using a small number of reconfigurable antennas with various known radiation states to overcome the propagation obstacles at mmWave frequencies. Note that the relationship between each state and the resulting radiation pattern is known and determined at the design stage [5].

MmWave communications mainly take place through line-of-sight (LoS) links to overcome the large signal attenuation in this band [3], [4] and to take advantage of the greater antenna directivity at these higher frequencies. Further, the high directional gain of the proposed antennas eliminates the need for high power amplifiers at the transmitter, thus, relaxing a limiting design criteria for mmWave band power amplifiers. Moreover, researchers have demonstrated that MIMO systems combined with beamforming approaches are likely to further circumvent the pathloss and shadowing issues at mmWave frequencies [6]. However, there is more to address, as even with the above adjustments, the resulting LoS MIMO channels are known to be low-rank and/or sparse. This is because LoS MIMO systems can only achieve

¹The larger bandwidth requires the use of high frequency ADC/DACs, which are very power hungry.

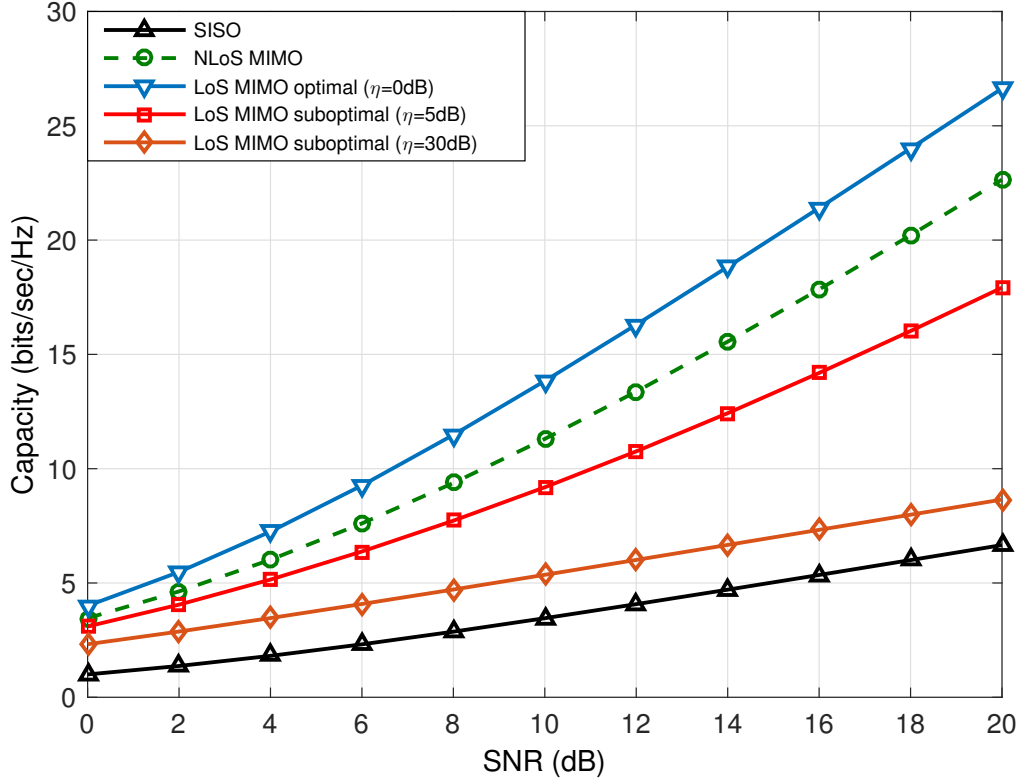


Fig. 1. Capacity of a 4×4 MIMO system vs. the deviation with respect to optimal transceiver and antenna spacing measured by $\eta = \frac{\text{Antenna Separation Product}_{\text{opt}}}{\text{Antenna Separation Product}}$

full-rank channels when the transmitter and receiver distance and the antenna spacing are set to specific optimal values [7]. As shown in Fig. 1, deviations from this optimal spacing (denoted by η) can result in significant performance degradation. One frequently explored solution among today's researchers is to use a large array of antennas in the mmWave band to obtain gains similar to those of small none line-of-sight (NLoS) MIMO systems that take advantage of rich scattering. However, this approach can add complexity, costs, and potentially large loss issues. As a more applicable and fundamentally different approach, we propose to use reconfigurable antennas and their various predefined states to modify the radiation pattern of each element of the MIMO array and to eliminate the dependency on the optimal antenna and transceiver spacing. Moreover, the various known states of reconfigurable antennas allow for new beamforming and beamsteering approaches for MIMO systems, which design engineers can in turn use to more effectively tackle significant shadowing, path loss, and channel sparsity at the mmWave band. To this end, we also present a reconfigurable antenna design that provides the required beam diversity gain.

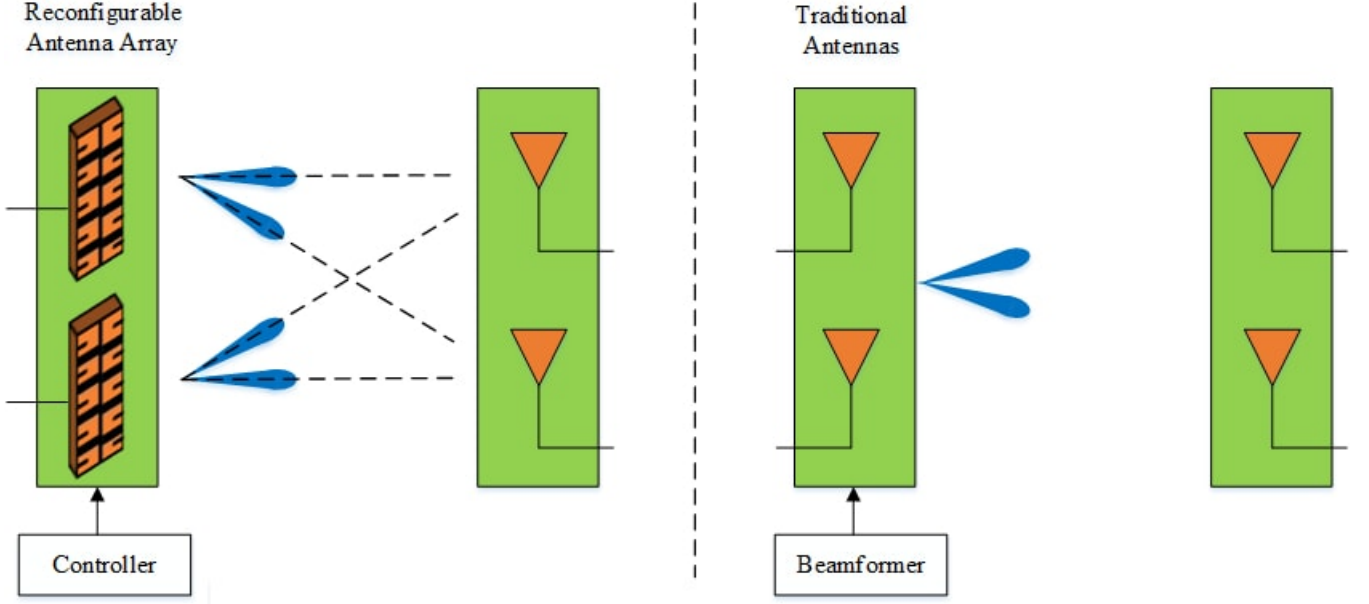


Fig. 2. A 2×2 MIMO system equipped with reconfigurable antennas can form four main radiation lobes, while one equipped with conventional antennas can at most form two main radiation lobes via beamforming.

Traditional antennas cannot modify their radiation patterns and frequency of operation. Hence, researchers have made reconfigurable antennas, which can dynamically change their radiation characteristics. As such, these antennas have been the subject of intensive studies [8]. Current reconfigurable antenna design and prior work in the field have shown that reconfigurable antennas can provide radiation pattern diversity [9]. This diversity allows for the radiation pattern from each transmit-to-receive antenna pair in a MIMO system to be *independently* adjusted. If used accordingly, the additional degrees of freedom of our reconfigurable antennas can be applied to ensure the mmWave MIMO channel is full-rank, irrespective of the transceiver and antenna spacing.

To illustrate, Fig. 2 demonstrates the proposed concept and compares it with beamforming for traditional antennas. As shown in Fig. 2, a 2×2 MIMO system equipped with reconfigurable antennas can support more radiation patterns compared to that of a system that is equipped with static antennas. Further, our preliminary results, see (U.S. Patent 15,284,123) and [10], show that we can design reconfigurable antennas that not only support multiple radiation patterns but each radiation pattern from an antenna can be *independently* steered. These radiation *patterns* or *states* can provide a MIMO system with more degrees of freedom that engineers can use to design new beamforming, beam steering, and precoding algorithms to overcome high path loss, channel sparsity, and significant shadowing at mmWave frequencies. However,

there is a lack of a signal processing and antenna theory framework for using of these antennas at mmWave frequencies. Addressing challenges in this open research area will result in outcomes that can significantly improve bandwidth utilization at mmWave frequencies, which in turn, would result in faster, lower latency, and more reliable wireless links in the near future.

To indicate the article's impact and its potential, two questions must be answered: (1) Do mmWave systems suffer from significant pathloss and channel sparsity? (2) Will the proposed system lead to significant new results and insights? The answer to the first question is embedded in the fact that electromagnetic waves are significantly more attenuated at higher frequencies. This follows from the Friis transmission equation. Moreover, molecules, e.g., Oxygen and water molecules, also contribute to further signal attenuation in the mmWave band, since they resonate at these higher frequencies, e.g., 60 and 120 GHz. Direct LoS of links that use narrow beams and avoid reflections from other objects are an effective approach to overcome this phenomena. However, such links are more susceptible to shadowing by objects and humans. Further, as shown in Fig. 1, LoS MIMO systems may not result in significant performance gains due lack of scattering and non-optimal antenna and transceiver spacings. To answer the second question, this article proposes new designs for reconfigurable antennas that can support multiple independently steerable radiation patterns.

III. MMWAVE COMMUNICATIONS ARCHITECTURES

Recall that the main characteristics of mmWave communications are short wavelength, large bandwidth, and high attenuation. These characteristics lead to a sparse-scattering environment, where the majority of the channel direction of arrivals are below the noise floor. Thus, mmWave communication systems need high directional gain and LoS links to overcome the significant pathloss and establish high speed communication [11]. Moreover, due to the small wavelengths, antennas at mmWave frequencies are small and can be closely packed to form a massive MIMO system. This, combined with beamforming, can boost directivity gain [12]. However, as indicated below, the combination of beamforming and massive MIMO does not address channel sparsity in LoS MIMO mmWave systems and comes at the cost of potentially more RF chains that are both expensive and power hungry at mmWave frequencies.

Currently, researchers are exploring three beamforming architectures for mmWave communications: a) *digital*, b) *analog*, and c) *hybrid*. Digital beamforming provides great flexibility in shaping the transmitted beams. However, it requires one RF chain per antenna. This results in significant cost and complexity in

massive mmWave MIMO systems. Moreover, considering one high resolution DAC/ADC per RF chain, digital beamforming also leads to high power consumption. Digital beamforming also requires the system to estimate the channel between every transceiver antenna pair, which can result in significant delay in large MIMO systems [2]. Although engineers can apply time division duplexing (TDD) to simplify channel estimation by utilizing uplink training signals and channel reciprocity, this simplification is only feasible when the duplexing time is much shorter than the channel coherence time. Since the coherence time in the mmWave band is much lower than that of the microwave band, designers can only apply TDD at mmWave frequencies in low-mobility cases. Moreover, TDD massive MIMO systems suffer from pilot contamination, since there are not enough orthogonal pilot sequences to estimate the large number of channel parameters. On the other hand, using frequency division duplexing (FDD) requires the system to separately estimate the channels for both the uplink and downlink, which in turn results in significant overhead if either the transmitter or receiver is equipped with a large number of antennas. Thus, a complete digital beamforming solution may not be suitable for mmWave systems [13].

As an alternative, analog beamforming, applies phase shifters to shape the output beam with only one RF chain for all the antennas [13]. Consequently, the mmWave system can apply a simple beam search to find the optimal beam patterns at the transmitter and receiver without requiring the instantaneous channel state information (CSI). However, one RF chain can only form one RF beam at a time. As a result, analog beamforming can only provide directivity gain and can in no way address shadowing and channel sparsity at mmWave frequencies.

A promising beamforming approach for mmWave MIMO architecture is based on a combination of analog and digital beamforming that is denoted by hybrid beamforming. Hybrid beamforming aims to use the benefits of fully connected digital and fully connected analog architectures. That is, the digital stage provides spatial multiplexing over the sparse channels (requiring a small number of RF chain), while the analog stage provides the directivity gain (requiring a large number of phase shifters) [2]. There are three types of connection networks from RF chain to antennas: (a) fully-connected network with phase shifters, (b) sub-connected network with phase shifters, and (c) Lens antenna arrays [10]. When each RF chain is connected to all antennas by using phase shifters it is called a fully-connected network with phase shifters. In sub-connected network with phase shifters each RF chain is connected to subarray of antennas. Lens array antenna MIMO systems are continuous aperture phased antennas useful for high dimensional MIMO

communications. In this kind of connection network, analog phase shifters and antennas are replaced by beam selection network and lens array antennas [2].

In [2] cons and pros of these architectures have been addressed with more details. However, researchers who combine these approaches are only able to reduce the CSI acquisition overhead for massive MIMO systems, which again fails to address the issue of shadowing and channel sparsity in mmWave systems [2], [10].

The above indicates that channel sparsity is known to limit the performance of LoS mmWave MIMO systems (see Fig. 1). Researchers Sayed et al. have perhaps completed the most consequential work to date attempting to address this issue [14]. This work shows that it is feasible to circumvent channel sparsity in MIMO systems by varying the spacing amongst the antennas in an array, resulting in significant performance gains. Nevertheless, this work only focuses on modifying the antenna spacings in an array, which results in limited degrees of freedom. In contrast, by using the proposed microelectromechanical systems (MEMs), PIN diodes, and passive/active elements, each reconfigurable antenna has a larger number of known states that when combined in a MIMO configuration can result in a significantly larger degrees of freedom. In fact, aside from our work in (U.S. Patent 15,284,123), there are very few results to date that utilize the degrees of freedom provided by reconfigurable antennas to address channel sparsity in MIMO mmWave systems.

IV. PROPOSED RECONFIGURABLE ANTENNA DESIGN FOR MILLIMETER WAVE COMMUNICATIONS

Mitigation of sparse and low-rank mmWave channels requires the development of reconfigurable antennas that can support the simultaneous transmission of multiple radiation patterns. Therefore, in this section we propose a reconfigurable antenna design that can support multiple radiation beams simultaneously.

To accomplish this, we have used a lens-based multi-beam antenna similar to the one shown in Fig. 3. This structure is composed of a spherical dielectric lens fed with multiple tapered slot antennas (TSAs). The combination of each TSA and the spherical lens produces a highly directive radiation pattern in the far field. Each TSA feed generates a beam in a given direction in the far field. Therefore, this system is a multi-beam antenna capable of generating N_f independent beams where N_f is the number of TSA feeds. While this antenna uses many different feeds, only the feed antenna(s) that generate the beam(s) in the desired direction(s) need to be excited. As a result, this antenna system only uses one transceiver chain to generate the desired number of radiated beams. This scenario is shown in Fig. 3 where the output of

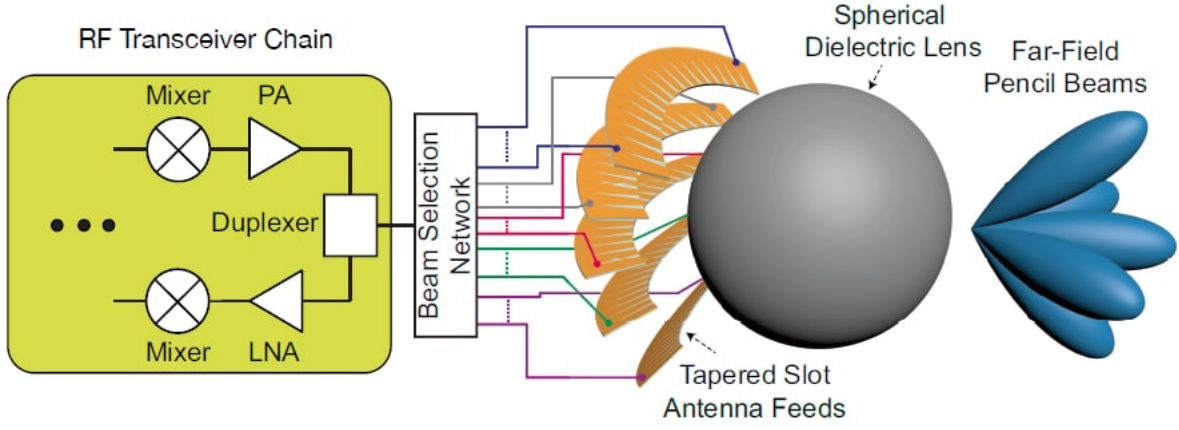


Fig. 3. Topology of the proposed multi-beam, reconfigurable antenna. The antenna is composed of a spherical lens fed with a number of tapered slot antenna feeds. Each feed generates a beam in a given direction in the far field.

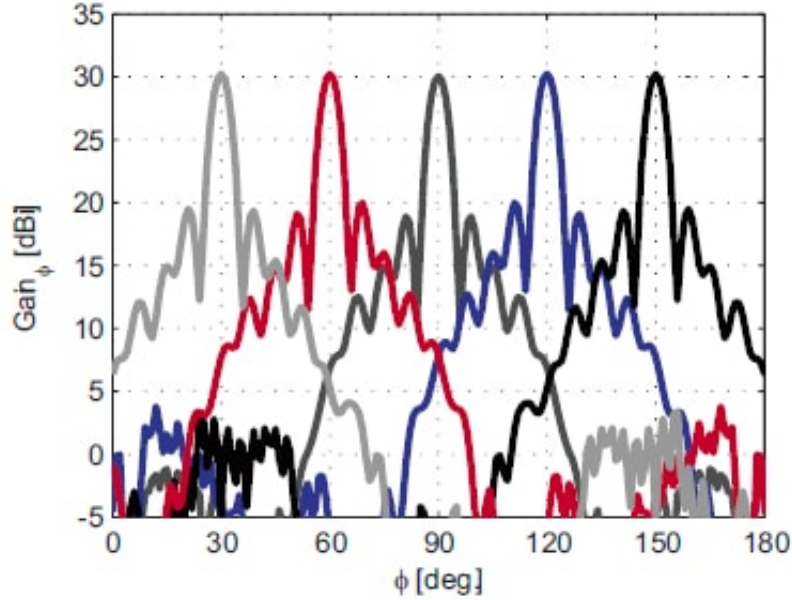


Fig. 4. Full-wave EM simulation results (from FEKO) of the radiation patterns of a lens antenna using five TSA feeds.

the transceiver chain is connected to a “Beam Selection Network”. This sub-system has N_f outputs that are connected to the input ports of the TSA feeds. In the simplest scenario where only a single output beam is desired, the beam selector can be a simple single pole N_f throw switch which connects the transceiver chain to the TSA feed antenna, and generates a beam in the desired direction. Alternatively, if the mmWave system design requires a radiation pattern with two (or $M > 2$) independently directed beams, we can design the beam selector using a single-pole- N_f -throw switches. This allows us to support a MIMO architecture with one RF chain at the transceiver.

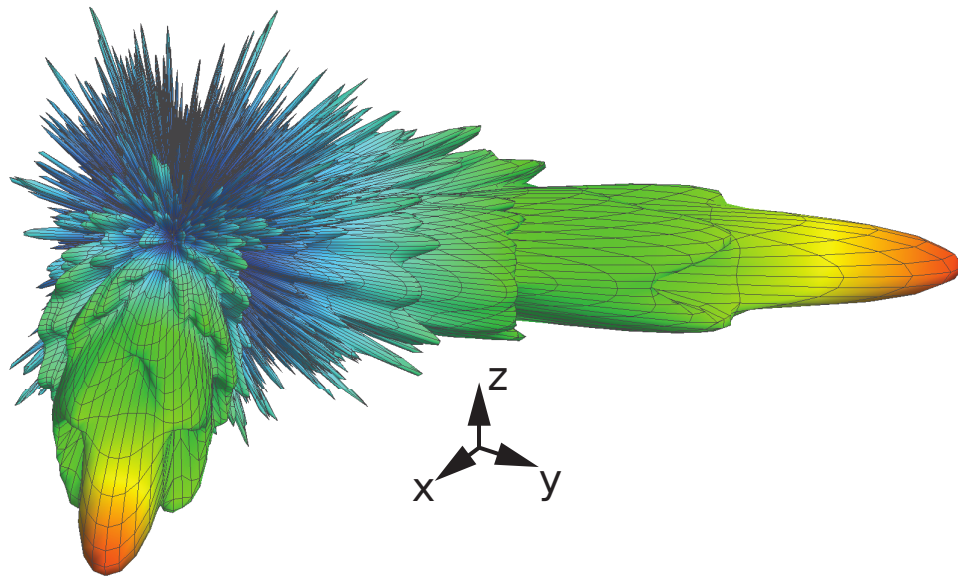


Fig. 5. Full-wave EM simulation results of a lens antenna with five TSA feeds when two of the feeds are simultaneously excited.

Our new reconfigurable designed antenna is shown in Fig. 3 that operates in the 50-70 GHz frequency band and has five tapered slot antenna feeds. In this design, we used a simple Teflon sphere with a diameter of 65 mm and a dielectric constant of 2.2 as the lens and individual TSAs with dimensions of 25 mm \times 5 mm as the feed. The lens and its feeds are optimized together, using full-wave EM simulations in FEKO, to maximize the far field gain of the antenna. Fig. 4 shows the far-field radiation patterns that the feeds generate for this antenna. Observe that each feed generates a beam with a gain of ~ 30 dBi and side-lobe-levels below 12 dB. Moreover, the design had enabled us to obtain an extremely wide scanning range spanning an angular range of 120 degrees. This range can be easily extended to cover an angular range of 180 degrees. Because of the rotational symmetry of the lens and its feeds, the radiation pattern of the antenna does not deteriorate with scanning angle as is common in planar antenna apertures. As described earlier, this antenna can generate a pattern with multiple independently controlled main lobes using a single RF transceiver chain with the aid of the “Beam Selector” device shown in Fig. 3. Fig. 5 shows the full-wave EM simulation results of such a scenario where the beam selector feeds the input signal to two of the five feed antennas in phase. Specifically, the beam selector is configured to generate two main lobes along the directions of 30 and 120 degrees in the azimuth plane. Both beams maintain their inherent gain of 30 dBi as expected. The proposed reconfigurable antenna has a number of unique attributes from antenna design aspect that make them ideal. These include:

- **Independently steerable beams:** Using a single RF chain and an appropriate “Beam Selection” network, a system using this reconfigurable antenna can form two or more independently steerable beams. This increases the degrees of freedom within the system and introduces additional diversity that can be used to overcome shadowing at mmWave frequencies via beam diversity. This approach also allows us to support an $N_f \times N_f$ diversity based MIMO setup by using a single reconfigurable antenna and by steering its radiation pattern in different directions instead of having multiple separate antennas and RF chains at both the transmitter and receiver. Although spatial multiplexing cannot be supported via one RF chain, bandwidth efficiency is not as important as link reliability at mmWave frequencies due to the availability of large unused bandwidth. In the next section we will also show that \mathbf{G} , the reconfigurable antenna gain matrix, plays a crucial role in overcoming low-rank MIMO channels at mmWave frequencies.
- **Full hemispherical coverage:** Antenna beams can cover the entire hemispherical volume and provide 2π steradian of coverage. Specifically, beam steering in both the azimuth and the elevation planes is possible using this approach. This allows for effective beam steering around objects that can severely block or shadow the signals aimed from the transmitter to the receiver at mmWave frequencies.

V. CAPACITY OF RECONFIGURABLE MIMO SYSTEM

Here we evaluate the capacity for the effectiveness of the proposed architecture at mmWave MIMO systems regarding two cases. The first case is a traditional — sub-6 GHz — MIMO system with M and N static omnidirectional antennas at the transmitter and receiver sides, respectively. The second is a mmWave MIMO system which is equipped with M reconfigurable antennas at the transmitter and N static omnidirectional antennas at the receiver. Based on the architecture in Fig. 2, the receive signal for mmWave systems can be expressed as a function of \mathbf{H}_g . Here, \mathbf{H}_g is the modified channel matrix \mathbf{H} obtained from utilizing reconfigurable antenna at the transmitter. The proposed antenna makes a one-to-one mapping from the antenna states to the antenna radiation patterns, which is a known mapping based on the design of the antenna. That is, selecting a different state of the reconfigurable antenna results in a different radiation pattern. Since it is assumed that there are N main radiation lobes from each transmit antenna that are directed toward each receive antenna and since these can be modified electronically at the antenna, it gives the MIMO system more degree of freedom and is the main difference between traditional beamforming and reconfigurable antenna beamforming.

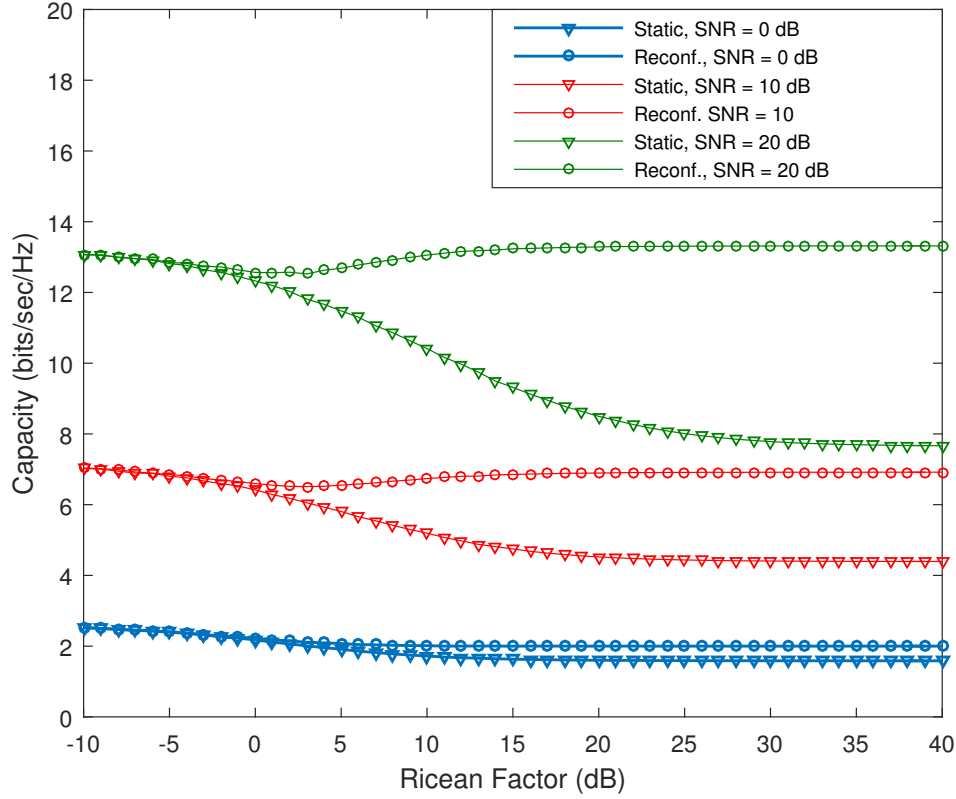


Fig. 6. Simulation result for capacity vs Ricean facotr of a static and reconfigurable 2×2 MIMO system.

In mmWave system the communication channels are mainly established through LoS of links. So, the channel is assumed to be Ricean. This channel comprises of LoS channel which corresponds to the deterministic component of the channel and Rayleigh channel which corresponds to the stochastic component of the channel. The stochastic component is also referred to as the NLoS component of the channel. Thus, for low-rank \mathbf{H}_{LoS} , by increasing Ricean factor, K , capacity of the channel decreases [15]. So, the rank of LoS channels palys a crucial role in capacity of Ricean channels. Ricean channels are prevalent in mmWave communications which make the reconfigurable antennas a suitable candidate to overcome this deficiency. Fig. 6 illustrates capacity vs Ricean factor performance for M and N equal to 2. Ricean channels are denoted by \mathbf{H} and \mathbf{H}_g respectively for traditional and mmWave MIMO systems. The rank of \mathbf{H}_{LoS} for both the systems is one. Also, we do not utilize beamforming methods to improve capacity. So, the power is equally allocated at the transmitter.

Since in a mobile scenario the \mathbf{H}_{LoS} is not full rank, increasing the Ricean factor degrades rank of \mathbf{H} . To achieve full-rank channels at high Ricean factor values, the matrix \mathbf{H}_g must be full-rank, or equivalently,

its determinant must be nonzero. This condition may not be satisfied for MIMO mmWave systems due to the LoS nature of the link. That is, due to mobile nature of the users the transceiver antenna spacing is not optimal. However, through beam steering by selecting different states and using the additional degrees of freedom of the reconfigurable antenna, one can ensure that the determinant of \mathbf{H}_g is nonzero.

In Fig. 6, as expected the capacity of the traditional MIMO system decreases as the Ricean factor increases. When channel exhibits a NLoS characteristic, i.e., low K factor, there is enough scattering to ensure the MIMO channel is full rank which ensures a higher capacity. However, as the channel becomes more LoS and more closely exhibits the mmWave channel environment, the resulting scattering decreases and the MIMO channel becomes rank deficient, which in turn results in a lower capacity for traditional mmWave MIMO systems. The omnidirectional antennas in traditional MIMO systems are static and cannot change their radiation characteristics, which in turn provides no degree of freedom to overcome the ill condition. Unlike these antennas, reconfigurable antennas in MIMO channel can modify their radiation characteristic to ensure the LoS MIMO channel is full-rank or close to full-rank. Fig. 6 also depicts the performance of a MIMO system that is equipped with reconfigurable antennas. As an example, for 2×2 \mathbf{H} it is enough to shift the phase of only one of the channel coefficients π degree, e.g., $h_{g,2,2}$. Fig. 6 verifies the strong effect of the proposed reconfigurable antenna on capacity performance. By increasing K , \mathbf{H} closes to \mathbf{H}_{LoS} which results in a completely full rank channel.

It seems that utilizing reconfigurable antennas not only meets the gap between capacity of the analog and hybrid architectures that of the digital architecture in mmWave MIMO systems but also improves capacity over LoS channels. In other words, fully-digital, fully-analog, and hybrid architectures with large number of antennas are designed for mmWave systems to transmit signal in several directions. So, using small number of reconfigurable antenna at the transmitter creates multiple independent radiation patterns at MIMO systems even if the channels are LoS and sparse.

Some unique properties of using the proposed reconfigurable antennas at mmWave systems from signal processing aspect include:

- **Beamforming method:** The proposed architecture uses a single RF chain per transmit antenna, where each antenna is capable of supporting multiple radiation lobes. For example, the proposed architecture in Fig. 3 can support a total of N radiation lobes, which provide the communication system with a significantly larger degrees of freedom. This additional degrees of freedom can be used

to overcome shadowing at mmWave frequencies through beam diversity. Moreover, the proposed lens based architecture provides a large antenna gain than can be used to expand the coverage of mmWave communication links.

- **Overcoming to channel sparsity in MIMO mmWave systems:** Sub-6 GHz systems use statistic antennas and digital beamforming methods in rich scattering environments to create parallel channels allowing several independent signal stream to be transmitted via MIMO space division multiple access. However, mmWave communication channels are mainly of a LoS of nature with very little scattering that results in sparse MIMO channels. Hence, the use of static antennas in a MIMO mmWave system may not necessarily result in significant performance gains. However, by using the proposed antennas and given that each antenna can support multiple radiation lobes, one can overcome the channel sparsity in MIMO mmWave systems. The latter is achieved by ensuring the radiation pattern from each antenna is directed in a fashion that resulting mmWave MIMO system is full rank. Fig. 2 illustrates the additional degrees of freedom provided by reconfigurable antennas.

VI. CONCLUSION

Combining the advantages of reconfigurable antennas with the potential of mmWave systems will result in significant capacity gains for future wireless systems. To this end, this article presents potential of reconfigurable antennas in addressing the propagation issues at mmWave frequencies and outlines a series of open research problems for the application of reconfigurable antennas in mmWave systems. In the latter case, we also provide preliminary solutions for these open problems from both a signal processing and antenna theory perspective. From a signal processing perspective, we demonstrated that the additional antenna gain and degrees of freedom provided by reconfigurable antennas can be used to overcome significant pathloss and shadowing at mmWave frequencies, respectively. Moreover, by using the advantages of reconfigurable antennas, we can convert a low-rank mmWave LoS MIMO system channel into a full rank channel that can support multiple data streams, which in turn significantly enhances bandwidth efficiency and throughput gains. Secondly, a new reconfigurable antenna design was proposed. The combination of tapered slot antennas and the spherical lens leads to designing an antennas with steerable and highly directive radiation patterns. Finally, we evaluated the effect of reconfigurable antennas with steerable radiation lobes on the performance of mmWave systems. By using this unique property

of the proposed reconfigurable antennas, the rank of LoS channel would be improved which can lead to increase in capacity of mmWave systems.

REFERENCES

- [1] A. Osseiran, F. Boccardi, V. Braun, K. Kusume, P. Marsch, M. Maternia, O. Queseth, M. Schellmann, H. Schotten, H. Taoka *et al.*, “Scenarios for 5G mobile and wireless communications: the vision of the METIS project,” *IEEE Commun. Mag.*, vol. 52, no. 5, pp. 26–35, 2014.
- [2] R. W. Heath, N. Gonzalez-Prelcic, S. Rangan, W. Roh, and A. M. Sayeed, “An overview of signal processing techniques for millimeter wave MIMO systems,” *IEEE J. Sel. Topics Signal Process.*, vol. 10, no. 3, pp. 436–453, 2016.
- [3] T. S. Rappaport, R. W. Heath Jr, R. C. Daniels, and J. N. Murdock, *Millimeter wave wireless communications*. Prentice Hall, 2014.
- [4] H. Mehrpouyan, M. R. Khanzadi, M. Matthaiou, A. M. Sayeed, R. Schober, and Y. Hua, “Improving bandwidth efficiency in E-band communication systems,” *IEEE Commun. Mag.*, vol. 52, no. 3, pp. 121–128, 2014.
- [5] R. L. Haupt and M. Lanagan, “Reconfigurable antennas,” *IEEE Antennas Propagat. Mag.*, vol. 55, no. 1, pp. 49–61, 2013.
- [6] E. Topak, J. Hasch, C. Wagner, and T. Zwick, “A novel millimeter-wave dual-fed phased array for beam steering,” *IEEE Trans. Microwave Theory Tech.*, vol. 61, no. 8, pp. 3140–3147, 2013.
- [7] F. Bohagen, P. Orten, and G. E. Oien, “Design of optimal high-rank line-of-sight MIMO channels,” *IEEE Trans. Wireless Commun.*, vol. 6, no. 4, pp. 1420–1425, 2007.
- [8] A. Grau, M.-J. Lee, J. Romeu, H. Jafarkhani, L. Jofre, and F. De Flaviis, “A multifunctional MEMS-reconfigurable pixel antenna for narrowband MIMO communications,” in *Proc. IEEE Antennas and Propagation spceity intenational Symposium*, Jun. 2007, pp. 489–492.
- [9] G. H. Huff and J. T. Bernhard, “Integration of packaged RF MEMS switches with radiation pattern reconfigurable square spiral microstrip antennas,” *IEEE Trans. Antennas Propagat.*, vol. 54, no. 2, pp. 464–469, 2006.
- [10] J. Brady, N. Behdad, and A. M. Sayeed, “Beam-space MIMO for millimeter-wave communications: System architecture, modeling, analysis, and measurements,” *IEEE Trans. Antennas Propagat.*, vol. 61, no. 7, pp. 3814–3827, 2013.
- [11] W. Roh, J.-Y. Seol, J. Park, B. Lee, J. Lee, Y. Kim, J. Cho, K. Cheun, and F. Aryanfar, “Millimeter-wave beamforming as an enabling technology for 5G cellular communications: Theoretical feasibility and prototype results,” *IEEE Commun. Mag.*, vol. 52, no. 2, pp. 106–113, 2014.
- [12] A. L. Swindlehurst, E. Ayanoglu, P. Heydari, and F. Capolino, “Millimeter-wave massive MIMO: The next wireless revolution?” *IEEE Commun. Mag.*, vol. 52, no. 9, pp. 56–62, 2014.
- [13] S. Sun, T. S. Rappaport, R. W. Heath, A. Nix, and S. Rangan, “Mimo for millimeter-wave wireless communications: beamforming, spatial multiplexing, or both?” *IEEE Commun. Mag.*, vol. 52, no. 12, pp. 110–121, 2014.
- [14] A. M. Sayeed and V. Raghavan, “Maximizing mimo capacity in sparse multipath with reconfigurable antenna arrays,” *IEEE J. Sel. Topics Signal Process.*, vol. 1, no. 1, pp. 156–166, 2007.
- [15] J. Ayadi, A. Hutter, and J. Farserotu, “On the multiple input multiple output capacity of Rician channels,” in *Proc. IEEE Wireless Personal Multimedia Communications, 2002. The 5th International Symposium on*, vol. 2, 2002, pp. 402–406.