

Comparison of Efficiencies of Symmetry Tests around Unknown Center

B. Milošević^{1a} and M. Obradović^{2a}

^aFaculty of Mathematics, University of Belgrade, Studentski trg 16, Belgrade, Serbia

Abstract

In this paper some recent and classical tests of symmetry around known center are modified for the case of unknown center. The unknown center is estimated with α -trimmed mean estimator. The asymptotic behavior of new tests is explored. The local Bahadur approximate efficiency is used to compare them to each other as well as to some other tests.

keywords: U -statistics with estimated parameters, α -trimmed mean, asymptotic efficiency

MSC(2010): 62G20, 62G10.

1 Introduction

The problem of testing symmetry has been popular for decades. The main reason is that many statistical methods depend on the assumption of symmetry. The well-known examples are robust estimators of location such as trimmed means that implicitly assume that the data come from symmetric distribution. Also, bootstrap confidence intervals tend to converge faster when pivotal quantity is symmetrically distributed.

Probably the most famous symmetry tests are classical sign and Wilcoxon tests, as well as tests proposed following the example of Kolmogorov-Smirnov and Cramer-von Mises statistics (see. Butler (1969), Rothman and Woodroffe (1972)). Later, many statisticians continued to work on this problem. Among them are Maesono (1987); Ahmad and Li (1997); Burgio and Nikitin (2001, 2007); Baklizi (2007); Burgio and Patrì (2011); Nikitin and Ahsanullah (2015); Milošević and Obradović (2016a); Amiri and Khaledi (2016).

All of these symmetry tests are designed for the case when the center of distribution is known. They share many nice properties such as distribution-freeness under the null symmetry hypothesis.

There have been many attempts to adapt these tests to test the null hypothesis that the sample comes from a symmetric distribution around unknown center. Modified Wilcoxon tests were studied in Bhattacharya et al. (1982), Antille and Kersting (1977) and Antille et al. (1982). Modified sign test can be found in Gastwirth (1971).

¹bojana@matf.bg.ac.rs

²marcone@matf.bg.ac.rs

Some symmetry tests were already introduced as tests around unknown center. The famous $\sqrt{b_1}$ test is one of the examples. Some other tests were proposed in Mira (1999), Cabilio and Massaro (1996), Miao et al. (2006).

The goal of the present paper is to compare symmetry tests of this kind. The usual practice, following the introduction of a new symmetry test, is the power comparison (see e.g. Miao et al. (2006); Zheng and Gastwirth (2010); Mira (1999); Farrell and Rogers-Stewart (2006)). Here we compare the tests using local asymptotic efficiency. We opt for approximate Bahadur efficiency since it is applicable for asymptotically non-normally distributed test statistics. This method has been considered in, among others, Beghin and Nikitin (1999), Meintanis et al. (2007), Henze et al. (2009), Milošević and Obradović (2016b).

Let us suppose that for test statistic T_n the limit $\lim_{n \rightarrow \infty} P\{T_n \leq t\} = F(t)$ exist, where F is non-degenerate distribution function. Further, suppose that $\lim_{t \rightarrow \infty} \log(1 - F(t)) = -\frac{a_T t^2}{2}$ and that the limit in probability $P_\theta \lim_{n \rightarrow \infty} T_n = b_T(\theta) > 0$, exist for $\theta \in \Theta_1$. The relative approximate Bahadur efficiency with respect to another test statistic V_n is

$$e_{T,V}^* = \frac{c_T^*}{c_V^*},$$

where

$$c_T^*(\theta) = a_T b_T^2(\theta) \tag{1}$$

is the approximate Bahadur slope of T_n . Its limit when $\theta \rightarrow 0$ is called local approximate Bahadur efficiency.

The tests we consider, may, according to their limiting distributions, be classified into two groups: asymptotically normal ones, and those who are asymptotically supremum of some Gaussian process.

For the tests from the first group, the coefficient a_T is the inverse of the limiting variance, while for the second, it is the inverse of supremum of the variance function depending on parameter t (see Marcus and Shepp (1972)).

2 Test statistics

Most of the tests are obtained by modifying the symmetry tests around known location parameter. Let X_1, \dots, X_n be a sample from a population with distribution function F . The tests are applied to the sample shifted by the value of location estimator. The most popular location estimators are obtained using α -trimmed means

$$\mu(\alpha) = \frac{1}{1 - 2\alpha} \int_{F^{-1}(\alpha)}^{F^{-1}(1-\alpha)} x dF(x), \quad 0 < \alpha < 1/2,$$

including their boundary cases $\mu(0)$ – the mean and $\mu(1/2)$ – the median. The estimator is

$$\hat{\mu}(\alpha) = \frac{1}{1 - 2\alpha} \int_{F_n^{-1}(\alpha)}^{F_n^{-1}(1-\alpha)} x dF_n(x), \quad 0 < \alpha < 1/2.$$

In case of $\alpha = 0$ and $\alpha = 1/2$, the estimators are, simply, the sample mean and the sample median, respectively.

The modified statistics we consider in this paper are:

- Modified sign test

$$S = \frac{1}{n} \sum_{i=1}^n \mathbb{I}\{X_i - \hat{\mu}(\alpha) > 0\} - \frac{1}{2};$$

- Modified Wilcoxon test

$$W = \frac{1}{\binom{n}{2}} \sum_{1 \leq i < j \leq n} \mathbb{I}\{X_i + X_j - 2\hat{\mu}(\alpha) > 0\} - \frac{1}{2};$$

- Modified Kolmogorov-Smirnov symmetry test

$$KS = \sup_t |F_n(t + \hat{\mu}(\alpha)) + F_n(\hat{\mu}(\alpha) - t) - 1|;$$

- Modified tests based on Baringhaus-Henze characterization (see Baringhaus and Henze (1992), Litvinova (2001))

$$\begin{aligned} BH^I &= \frac{1}{n \binom{n}{2}} \sum_{\mathcal{C}_2} \left(\mathbb{I}\{|X_{i_1} - \hat{\mu}(\alpha)| < |X_{i_3} - \hat{\mu}(\alpha)|\} \right. \\ &\quad \left. - \mathbb{I}\{|X_{2;X_{i_1},X_{i_2}} - \hat{\mu}(\alpha)| < |X_{i_3} - \hat{\mu}(\alpha)|\} \right); \\ BH^K &= \sup_{t>0} \left| \frac{1}{\binom{n}{2}} \sum_{\mathcal{C}_2} \left(\mathbb{I}\{|X_{i_1} - \hat{\mu}(\alpha)| < t\} \right. \right. \\ &\quad \left. \left. - \mathbb{I}\{|X_{2;X_{i_1},X_{i_2}} - \hat{\mu}(\alpha)| < t\} \right) \right|; \end{aligned}$$

- Modified tests based on Ahsanullah's characterization (see Nikitin and Ahsanullah (2015))

$$\begin{aligned} NA^I(k) &= \frac{1}{n \binom{n}{k}} \sum_{\mathcal{C}_k} \left(\mathbb{I}\{|X_{1;X_{i_1},\dots,X_{i_k}} - \hat{\mu}(\alpha)| < |X_{i_{k+1}} - \hat{\mu}(\alpha)|\} \right. \\ &\quad \left. - \mathbb{I}\{|X_{k;X_{i_1},\dots,X_{i_k}} - \hat{\mu}(\alpha)| < |X_{i_{k+1}} - \hat{\mu}(\alpha)|\} \right); \\ NA^K(k) &= \sup_{t>0} \left| \frac{1}{\binom{n}{k}} \sum_{\mathcal{C}_k} \left(\mathbb{I}\{|X_{1;X_{i_1},\dots,X_{i_k}} - \hat{\mu}(\alpha)| < t\} \right. \right. \\ &\quad \left. \left. - \mathbb{I}\{|X_{k;X_{i_1},\dots,X_{i_k}} - \hat{\mu}(\alpha)| < t\} \right) \right|; \end{aligned}$$

- Modified tests based on Milošević-Obradović characterization (see Milošević and Obradović (2016a))

$$\begin{aligned}
MO^I(k) &= \frac{1}{n \binom{n}{2k}} \sum_{C_{2k}} \left(I\{|X_{k;X_{i_1}, \dots, X_{i_{2k}}} - \hat{\mu}(\alpha)| < |X_{i_{2k+1}} - \hat{\mu}(\alpha)|\} \right. \\
&\quad \left. - I\{|X_{k+1;X_{i_1}, \dots, X_{i_{2k}}} - \hat{\mu}(\alpha)| < |X_{i_{2k+1}} - \hat{\mu}(\alpha)|\} \right); \\
MO^K(k) &= \sup_{t>0} \left| \frac{1}{\binom{n}{k}} \sum_{C_{2k}} \left(I\{|X_{k;X_{i_1}, \dots, X_{i_{2k}}} - \hat{\mu}(\alpha)| < t\} \right. \right. \\
&\quad \left. \left. - I\{|X_{k+1;X_{i_1}, \dots, X_{i_{2k}}} - \hat{\mu}(\alpha)| < t\} \right) \right|,
\end{aligned}$$

where $X_{k;X_{i_1}, \dots, X_{i_m}}$ stands for the k th order statistic of the subsample X_{i_1}, \dots, X_{i_m} .

Note that $NA^I(2)$ and $MO^I(1)$ coincide. The same holds for $NA^K(2)$ and $MO^K(1)$.

There are also test statistics originally intended for testing symmetry around unknown mean. The most famous is classical $\sqrt{b_1}$ test based on the sample skewness coefficient, with test statistic

$$\sqrt{b_1} = \frac{m_3}{s^3}, \quad (2)$$

where m_3 is the third central moment and s is sample standard deviation. The test is applicable if the sample comes from the distribution with a finite sixth moment.

Next comes the class of tests based on so-called Bonferoni measure. In Cabilio and Massaro (1996) the following test statistic was proposed:

$$CM = \frac{\bar{X} - \hat{M}}{s},$$

where \hat{M} is the sample median and s the sample standard deviation. Similar tests are proposed by Mira (1999) and Miao et al. (2006), with the following statistic

$$\begin{aligned}
\gamma &= 2(\bar{X} - \hat{m}_e) \\
MGG &= \frac{\bar{X} - \hat{m}_e}{J}, \text{ where } J = \sqrt{\frac{\pi}{2}} \frac{1}{n} \sum_{i=1}^n |X_i - \hat{m}_e|.
\end{aligned}$$

These tests are applicable if the sample comes from the distribution with a finite second moment.

For the supremum-type tests we consider large values of test statistic, while for others, which are asymptotically normally distributed, we consider large absolute values of tests statistic to be significant.

3 Bahadur approximate Slopes of Test Statistics

Based on their structure, we may divide our test statistics into three groups. The first contains non-degenerate U-statistics with estimated parameters, the second

the supremums of families of non-degenerate (in sense of Nikitin (2010)) U-statistics with estimated parameters, while the third one contains other statistics with normal limiting distribution.

Since we are dealing with U-statistics with estimated parameters, we shall examine their limiting distribution using the technique from Randles (1982). With this in mind we give the following definition.

Definition 3.1 *Let \mathcal{U} be the class of U-statistics $U_n(\mu)$, with bounded symmetric kernel $\Phi(\cdot; \mu)$, that satisfy the following conditions:*

- $EU_n(\mu) = 0$;
- $\sqrt{n}U_n$ converges to normal distribution whose variance does not depend on μ ;
- Let $K(\mu, d)$ be a neighbourhood of μ , of a radius d . Then, there exists a constant $C > 0$, such that, if $\mu' \in K(\mu, d)$ then

$$E\left(\sup_{\mu' \in K(\mu, d)} |\Phi(\cdot; \mu') - \Phi(\cdot; \mu)|\right) \leq Cd.$$

All our U-statistics belong to this class due to unbiasedness, non-degeneracy and uniform boundness of their kernels.

Since our comparison tool is the local asymptotic efficiency we are going to consider the alternatives close to some null symmetric distribution. Therefore, we define the class of close alternatives that satisfies some regularity conditions (see also Nikitin and Peaucelle (2004)).

Definition 3.2 *Let $\mathcal{G} = \{G(x; \theta)\}$ be the class of absolutely continuous distribution functions with densities $g(x; \theta)$ satisfying the following conditions:*

- $g(x; 0)$ is symmetric around some location parameter μ ;
- $g(x; \theta)$ is twice continuously differentiable along θ in some neighbourhood of zero;
- all second derivatives of $g(x; \theta)$ are absolutely integrable for θ in some neighbourhood of zero;

For brevity, in what follows, we shall use the following notation:

$$F(x) := G(x, 0); \quad f(x) := g(x, 0); \quad H(x) := G'_\theta(x, 0) \quad h(x) := g'_\theta(x, 0).$$

The null hypothesis of symmetry can now be expressed as $H_0 : \theta = 0$. To calculate the local approximate slope (1) we need to find the variance of the limiting normal distribution under null hypothesis as well as the limit in probability under close alternative. We achieve that goal using the following two theorems.

Theorem 3.3 *Let $\mathbf{X} = (X_1, X_2, \dots, X_n)$ be an i.i.d. sample from an absolutely continuous symmetric distribution function F . Let $U_n(\mu)$ with kernel $\Phi(\mathbf{X}; \mu)$ be a U-statistic of order m from the class \mathcal{U} , and let $\hat{\mu}(\alpha)$, $0 \leq \alpha \leq 1/2$, be the*

α -trimmed sample mean. Then $\sqrt{n}U_n(\hat{\mu}(\alpha))$ converges in distribution to a zero mean normal random variable with variance:

$$\begin{aligned}\sigma_{U,F}^2(\alpha) = m^2 & \left(\int_{-\infty}^{\infty} \varphi^2(x)f(x)dx + \frac{2}{(1-2\alpha)^2} \left(\int_{-\infty}^{\infty} \varphi(x)f'(x)dx \right)^2 \right. \\ & \cdot \left(\int_0^{q_{1-\alpha}} x^2 f(x)dx + \alpha(q_{1-\alpha})^2 \right) + \frac{4}{1-2\alpha} \left(\int_{-\infty}^{\infty} \varphi(x)f'(x)dx \right) \\ & \cdot \left(\int_0^{q_{1-\alpha}} \varphi(x)xf(x)dx + q_{1-\alpha} \int_{q_{1-\alpha}}^{\infty} \varphi(x)f(x)dx \right) \Bigg),\end{aligned}$$

for $0 < \alpha < 1/2$, where $\varphi(x)$ is the first projection of the kernel Φ on basic observation, and $q_{1-\alpha} = F^{-1}(1-\alpha)$ is the $(1-\alpha)$ th quantile of F .

In case of boundary values of α , the expression above becomes:

$$\begin{aligned}\sigma_{U,F}^2(0) = m^2 & \left(\int_{-\infty}^{\infty} \varphi^2(x)f(x)dx + 2 \left(\int_{-\infty}^{\infty} \varphi(x)f'(x)dx \right)^2 \left(\int_0^{\infty} x^2 f(x)dx \right) \right. \\ & \left. + 4 \left(\int_{-\infty}^{\infty} \varphi(x)f'(x)dx \right) \cdot \left(\int_0^{\infty} \varphi(x)xf(x)dx \right) \right),\end{aligned}$$

and

$$\begin{aligned}\sigma_{U,F}^2(1/2) = m^2 & \left(\int_{-\infty}^{\infty} \varphi^2(x)f(x)dx + \frac{1}{4f^2(0)} \left(\int_{-\infty}^{\infty} \varphi(x)f'(x)dx \right)^2 \right. \\ & \left. + \frac{2}{f(0)} \left(\int_{-\infty}^{\infty} \varphi(x)f'(x)dx \right) \cdot \left(\int_0^{\infty} \varphi(x)f(x)dx \right) \right).\end{aligned}$$

Proof. We prove only the case $0 < \alpha < 0.5$. The others are analogous and simpler.

Notice that $\hat{\mu}(\alpha)$ has its Bahadur representation

$$\hat{\mu}(\alpha) = \frac{1}{n} \sum_{j=1}^n \psi_{\alpha,F}(X_j) + R_n,$$

where

$$\psi_{\alpha,F}(x) = \frac{1}{1-2\alpha} \int_{\alpha}^{1-\alpha} \frac{t - I\{x < F^{-1}(t)\}}{f(F^{-1}(t))} dt$$

is the influence curve of $\mu(\alpha)$ and $\sqrt{n}R_n$ converges in probability to zero.

Using multivariate central limit theorem for U-statistics we conclude that the joint distribution of $\sqrt{n}U_n$ and $\sqrt{(n)}(\hat{\mu}(\alpha) - \mu(\alpha))$ is normal $\mathcal{N}(0, \Sigma)$, where

$$\Sigma = \begin{pmatrix} m^2 \int_{-\infty}^{\infty} \varphi^2(x)dF(x) & m \int_{-\infty}^{\infty} \psi_{\alpha,F}(x)\varphi(x)dF(x) \\ m \int_{-\infty}^{\infty} \psi_{\alpha,F}(x)\varphi(x)dF(x) & \int_{-\infty}^{\infty} \psi_{\alpha,F}^2(x)dF(x) \end{pmatrix}.$$

Therefore, the conditions 2.3 and 2.9B of (Randles, 1982, Theorem 2.13) are satisfied. Hence we have $\sqrt{n}U_n(\hat{\mu}(\alpha)) \xrightarrow{d} \mathcal{N}(0, \sigma_{U,F}^2(\alpha))$ where

$$\sigma_{U,F}^2(\alpha)^2 = [1, A]^T \Sigma [1, A] \text{ and } A = E_\gamma \Phi(\cdot; \mu)'_\mu \Big|_{\mu=\gamma} = m \int_{-\infty}^{\infty} \varphi(x) f'(x) dx.$$

□

Theorem 3.4 *Under the same assumptions as in Theorem 3.3, the limit in probability of the modified statistic $U_n(\hat{\mu}(\alpha))$ under alternative $g(x; \theta) \in \mathcal{G}$ is*

$$b(\theta, \alpha) = m \int_{-\infty}^{\infty} \varphi(x) (h(x) + \mu'_\theta(0, \alpha) f'(x)) dx \cdot \theta + o(\theta),$$

where $\mu'_\theta(0, \alpha) = \frac{1}{1-2\alpha} \left(-q_{1-\alpha} \left(H(q_{1-\alpha}) + H(-q_{1-\alpha}) \right) + \int_{-q_{1-\alpha}}^{q_{1-\alpha}} x h(x) dx \right)$, for $0 < \alpha < 1/2$, $\mu'_\theta(0, 1/2) = -H(0)/f(0)$ and when $\alpha = 0$ then $\mu'_\theta(0, 0) = \int_{-\infty}^{\infty} x h(x) dx$.

Proof. Using the law of large numbers for U -statistics with estimated parameters (see Iverson and Randles (1989)), the limit in probability of $U_n(\hat{\mu}(\alpha))$ is

Let $L(\mathbf{x}; \theta)$ be sample likelihood function.

$$\begin{aligned} b(\theta, \alpha) &= \int_{-\infty}^{\infty} \Phi(\mathbf{x} - \mu(\theta, \alpha)) L(\mathbf{x}; \theta) d\mathbf{x} \\ &= \int_{-\infty}^{\infty} \Phi(\mathbf{x}) L(\mathbf{x} + \mu(\theta, \alpha); \theta) d\mathbf{x} \\ &= \int_{-\infty}^{\infty} \Phi(\mathbf{x}) \prod_{i=1}^n g(x_i + \mu(\theta, \alpha); \theta) d\mathbf{x}. \end{aligned}$$

The first derivative with respect to θ at $\theta = 0$ is

$$\begin{aligned} b'(0, \alpha) &= \int_{-\infty}^{\infty} \Phi(\mathbf{x}) \left[\sum_{j=1}^n (\mu'(0, \alpha) f'(x_j) + h(x_j)) \prod_{\substack{i=1 \\ i \neq j}}^n f(x_i) \right] d\mathbf{x} \\ &= m \int_{-\infty}^{\infty} \varphi(x) ((\mu'(0, \alpha) f'(x) + h(x))) dx. \end{aligned}$$

Expanding $b(\theta, \alpha)$ in Maclaurin series we complete the proof. □

Next two theorems are analogous to the Theorem 3.3 and Theorem 3.4, in case of supremum-type statistics.

Theorem 3.5 *et $\mathbf{X} = (X_1, X_2, \dots, X_n)$ be an i.i.d. sample from an absolutely continuous symmetric distribution function F . Let $\{U_n(\mu; t)\}$ be a non-degenerate family of U -statistic of order m with kernel $\Phi(\cdot; t)$, that belong to the class \mathcal{U} , and let $\hat{\mu}(\alpha)$, $0 \leq \alpha \leq 0.5$, be the α -trimmed sample mean. Then the family $\{U_n(\hat{\mu}(\alpha); t)\}$ is also non-degenerate with variance function*

$$\begin{aligned}\sigma_{\varphi,F}^2(\alpha; t) = m^2 & \left(\int_{-\infty}^{\infty} \varphi^2(x; t) f(x) dx + \left(\int_{-\infty}^{\infty} \varphi(x; t) f'(x) dx \right)^2 \frac{2}{(1-2\alpha)^2} \right. \\ & \cdot \left(\int_0^{q_{1-\alpha}} x^2 f(x) dx + \alpha(q_{1-\alpha})^2 \right) + \frac{4}{1-2\alpha} \left(\int_{-\infty}^{\infty} \varphi(x; t) f'(x) dx \right) \\ & \cdot \left. \left(\int_0^{q_{1-\alpha}} \varphi(x; t) x f(x) dx + q_{1-\alpha} \int_{q_{1-\alpha}}^{\infty} \varphi(x; t) f(x) dx \right) \right),\end{aligned}$$

for $0 < \alpha < 1/2$. In case of boundary values of α , we have

$$\begin{aligned}\sigma_{U,F}^2(0; t) = m^2 & \left(\int_{-\infty}^{\infty} \varphi^2(x; t) f(x) dx \right. \\ & + 2 \left(\int_{-\infty}^{\infty} \varphi(x; t) f'(x) dx \right)^2 \left(\int_0^{\infty} x^2 f(x) dx \right) \\ & \left. + 4 \left(\int_{-\infty}^{\infty} \varphi(x; t) f'(x) dx \right) \cdot \left(\int_0^{\infty} \varphi(x; t) x f(x) dx \right) \right),\end{aligned}$$

and

$$\begin{aligned}\sigma_{U,F}^2(1/2; t) = m^2 & \left(\int_{-\infty}^{\infty} \varphi^2(x; t) f(x) dx \right. \\ & + \frac{1}{4f^2(0)} \left(\int_{-\infty}^{\infty} \varphi(x; t) f'(x) dx \right)^2 \\ & \left. + \frac{2}{f(0)} \left(\int_{-\infty}^{\infty} \varphi(x; t) f'(x) dx \right) \cdot \left(\int_0^{\infty} \varphi(x; t) f(x) dx \right) \right).\end{aligned}$$

Moreover, $\sqrt{n} \sup |U_n(\hat{\mu}(\alpha); t)|$ converges to the supremum of a certain centered Gaussian process.

Proof. The asymptotic behaviour of $\sqrt{n}U_n(\hat{\mu}(\alpha); t)$ for fixed t is established in Theorem 3.3. Using similar reasoning from Csörgö and D. (2006), combining with the arguments from Randles (1982) we have that the limiting process of $\{\sqrt{n}U_n(\hat{\mu}(\alpha); t)\}$ is a centered Gaussian process. Therefore, using the result for the tail behaviour of such process from Marcus and Shepp (1972), we complete the proof. \square

Theorem 3.6 *Under the same assumptions as in Theorem 3.5, the limit in probability of the modified statistic $\sup_t U_n(\hat{\mu}(\alpha); t)$, under alternative $g(x; \theta) \in \mathcal{G}$, is*

$$b(\theta, \alpha) = m \sup_t \left| \int_{-\infty}^{\infty} \varphi(x; t) (h(x) + \mu'_\theta(0, \alpha) f'(x)) dx \right| \cdot \theta + o(\theta),$$

Proof. The limit in probability of $U_n(\hat{\mu}(\alpha); t)$ for fixed t is established in Theorem 3.4. Denote $\eta(\mu; t) = E_\theta(U_n(\mu; t))$ and let $\eta(\hat{\mu}(\alpha); t)$ be its estimator. From Iverson and Randles (1989) we conclude that $U_n(\hat{\mu}(\alpha); t) - \eta(\mu; t) =$

$U_n(\mu; t) - \eta(\mu; t) + \eta(\hat{\mu}(\alpha); t) - \eta(\mu; t)$ with probability one. Then using Glivenko-Cantelli theorem for U-statistics (Helmert et al. (1988)) we complete the proof. \square

The final two theorems give us Bahadur approximate slopes of the tests based on Bonferroni measure and $\sqrt{b_1}$, respectively.

Theorem 3.7 *Let X_1, X_2, \dots, X_n be i.i.d. with d.f. $G(x, \theta) \in \mathcal{G}$. Then the Bahadur approximate slopes of test statistics CM, γ and MGG is*

$$c(\theta) = \frac{\left(\int_{-\infty}^{\infty} xh(x)dx + \frac{H(0)}{f(0)} \right)^2}{\sigma^2 + \frac{1}{4f^2(0)} - \frac{\tau}{f(0)}} \cdot \theta^2 + o(\theta^2), \theta \rightarrow 0,$$

where $\sigma^2 = \int_{-\infty}^{\infty} x^2 f(x)dx$ and $\tau = 2 \int_0^{\infty} xf(x)dx$.

Proof. We shall prove the theorem in case of statistic CM. The others are completely analogous.

Denote $D = \bar{X} - \hat{M}$. Notice that D is ancillary for location parameter μ . Hence, we may suppose that $\mu = 0$. Using Bahadur representation we have

$$D = \frac{1}{n} \sum_{i=1}^n \left(X_i - \frac{\text{sgn}(X_i)}{2f(0)} \right) + R_n,$$

where $\sqrt{n}R_n$ converges to zero in probability. Using Central Limit Theorem we have that limiting distribution of $\sqrt{n}D$, when $n \rightarrow \infty$ is normal with expectation zero and variance

$$\text{Var} \left(X_1 - \frac{\text{sgn}(X_1)}{2f(0)} \right) = \sigma^2 + \frac{1}{4f^2(0)} - \frac{\tau}{f(0)}. \quad (3)$$

Using Slutsky theorem we obtain that the limiting distribution of $\sqrt{n}\text{CM}$ is zero mean normal with variance

$$\left(\sigma^2 + \frac{1}{4f^2(0)} - \frac{\tau}{f(0)} \right) \sigma^{-1}.$$

Next, using Law of large numbers and Slutsky theorem, we have that the limit in probability under close alternative $G(x, \theta) \in \mathcal{G}$ is

$$b(\theta) = \frac{m(\theta) - \mu(\theta)}{\sigma(\theta)},$$

where $m(\theta), \mu(\theta)$ and $\sigma(\theta)$ are mean, median and standard deviation respectively. Expanding $b(\theta)$ into Maclaurin series and combining with (3) into (1) we complete the proof. \square

Theorem 3.8 *Let X_1, X_2, \dots, X_n be i.i.d. with d.f. $G(x, \theta) \in \mathcal{G}$. Then the Bahadur approximate slope of test statistic $\sqrt{b_1}$ is*

$$c(\theta) = \frac{\left(\int_{-\infty}^{\infty} x^3 h(x)dx - 3\sigma^2 \int_{-\infty}^{\infty} xh(x)dx \right)^2}{m_6 - 6\sigma^2 m_4 + 9\sigma^6} \cdot \theta^2 + o(\theta^2), \theta \rightarrow 0,$$

where $\sigma^2 = \int_{-\infty}^{\infty} x^2 f(x)dx$ and m_j is the j th central moment of F .

The proof goes along the same lines as in the previous theorem, so we omit it here.

4 Comparison of Tests

Since no test is distribution free, we need to choose the null variance in order to calculate the local approximate slope. Since we deal with the alternatives close to symmetric, it is natural to choose the closest symmetric distribution to the null.

4.1 Null and Alternative Hypotheses

We consider normal, logistic and Cauchy as null distributions. Using Theorem 3.3 we calculated asymptotic variances of all our integral statistics as well as supremums of variance functions of supremum-type statistics. In Figure 4.1 we present variances of some integral type statistics as a function of trimming coefficient α . It can be noticed that for some values of α the variances are very close to each other. This "asymptotic quasi distribution freeness" might be of practical importance providing an alternative to standard bootstrap procedures.

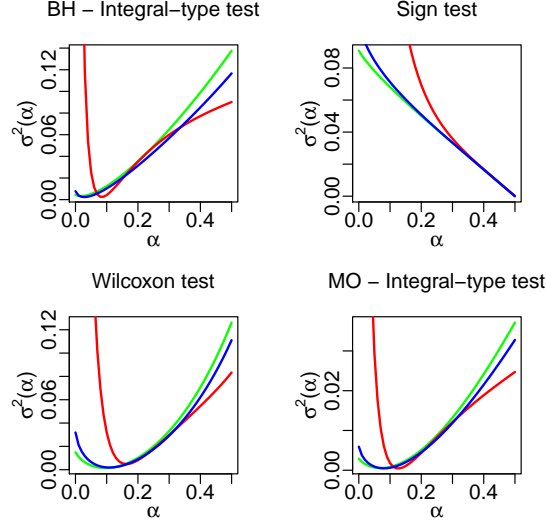


Figure 1: Limiting variances of integral test statistics — green line – normal; blue line – logistic; red line – Cauchy;

For each of the null distributions we consider two types of close alternatives from \mathcal{G} :

- a skew alternative in the sense of Fernandez-Steel Fernandez and Steel (1998) with the density

$$g(x; \theta) = \frac{2}{1 + \theta + \frac{1}{1+\theta}} \left(g\left(\frac{x}{1+\theta}; 0\right) I\{x < 0\} + g((1+\theta)x; 0) I\{x \geq 0\} \right) \quad (4)$$

- a contamination alternative with the density

$$g(x; \theta) = (1 - \theta)g(x; 0) + \theta g(x - 1; 0). \quad (5)$$

Another popular family of alternatives are Azzalini skew alternatives (see Azzalini with the collaboration of A. Capitanio (2014)). However, in case of skew-normal distribution all our test have zero efficiencies, while in skew-Cauchy case Bahadur efficiency is not defined. Hence, it is not suitable for comparison and we decided not to include it.

4.2 Bahadur equivalence

It turns out that some tests have identical Bahadur approximate slopes. With this in mind we shall say that two tests are Bahadur equivalent if their Bahadur local approximate slopes coincide. It is then sufficient to consider just one representative from each equivalence class for comparison purposes.

We have the following Bahadur equivalences classes:

- $BH^I \sim MO^I(1) \sim NA^I(2) \sim NA^I(3)$ for all $0 \leq \alpha \leq 1/2$;
- $BH^K \sim MO^K(1) \sim NA^K(2) \sim NA^K(3)$ for all $0 \leq \alpha \leq 1/2$;
- $CM \sim \gamma \sim MGG \sim S(\hat{\mu}(0))$;
- $KS(\hat{\mu}(\alpha)) \sim S(\hat{\mu}(\alpha))$ (up to a certain value of α).

The first three equivalence classes can be easily obtained from the expressions for their Bahadur approximate slopes. For the fourth equivalence, notice that the term which is maximized in KS statistic, for $t = 0$ is twice the absolute S statistic. So this tests are equivalent whenever both supremum of asymptotic variance and the limit in probability, are reached for $t = 0$ (see Figure 4.2). This is the case for small α , from zero up to certain point which depends on underlying null and alternative distributions.

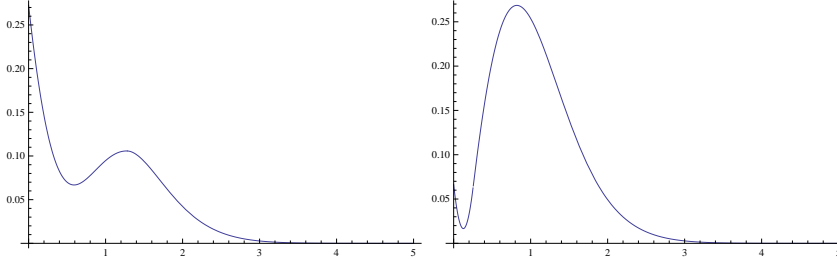


Figure 2: Asymptotic variance functions $\sigma_{KS,F}^2(t)$ for $\alpha = 0.1$ (left) and for $\alpha = 0.4$ (right).

4.3 Discussion

Using Theorems 3.3-3.8 we calculated local approximate Bahadur slopes for all statistics, all null and alternative distributions.

Taking into account the Bahadur equivalence we chose the following test: $BH^I, BH^K, NA^I(4)$ and $NA^K(4)$ (denoted as NA – I and NA – K), $MO^I(2)$ and $MO^K(2)$ (denoted as MO – I and MO – K), S, W and KS. For convenience in presentation we displayed the Bahadur approximate indices graphically as a

function of α . We also presented the indices of CM and $\sqrt{b_1}$ (denoted as b1). Since they are not functions of α , we showed them as horizontal lines.

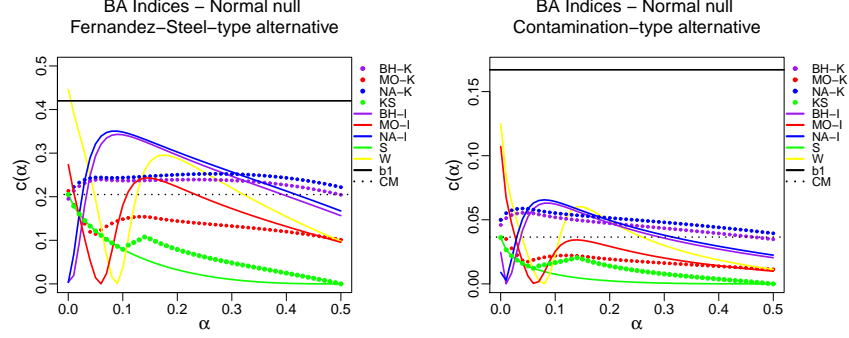


Figure 3: Comparison of Bahadur approximate indices – normal distribution

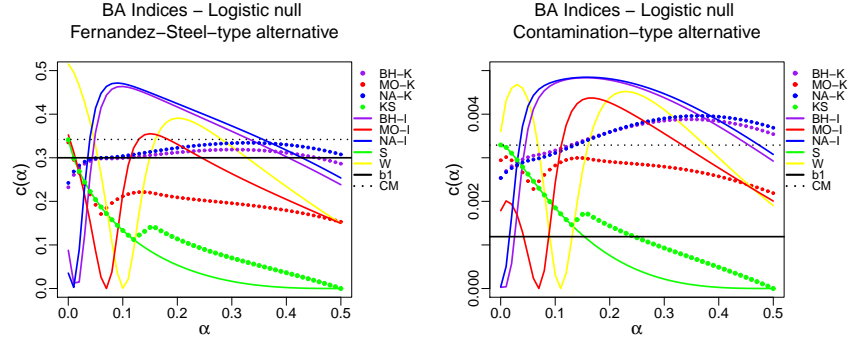


Figure 4: Comparison of Bahadur approximate indices – logistic distribution

It is visible from all the figures that in case of integral-type statistics the efficiencies vary significantly with α . In particular, for all tests there exist a value of α for which they have zero efficiencies. On the other hand, supremum-type tests are much less sensitive to the change of α . The exception is classical KS test which is by its definition inefficient for $\alpha = 0.5$.

A natural way to compare tests, for fixed null distribution, would be to compare their maximal values of Bahadur indices over $\alpha \in [0, 0.5]$. It can be noticed that in most cases integral-type tests outperform the supremum-type ones. The only exception is the contamination alternative to Cauchy distribution. This is in concordance with previous results (see e.g. Milošević and Obradović (2016a); Nikitin and Ahsanullah (2015)).

In case of normal distribution, the best of all tests are $\sqrt{b_1}$ and W for $\alpha = 0$. In case of contamination alternative, $MO^I(2)$ for $\alpha = 0$ is also competitive. As far as logistic distribution is concerned, $NA^I(4)$ and BH^I are most efficient. In

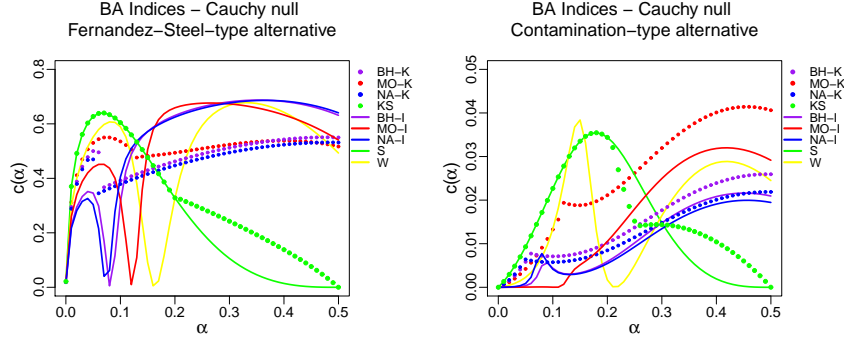


Figure 5: Comparison of Bahadur approximate indices – Cauchy distribution

case of Cauchy null, the situation is different. The tests CM and $\sqrt{b_1}$ are not applicable, as well are all other tests for $\alpha = 0$. Also, the order of tests is much different for two considered alternatives. In case of Fernandez-Steel alternative, the best tests are $MO^I(2)$, $NA^I(4)$ and BH^I , while in case of contamination alternative, $MO^K(2)$ is the most efficient.

As a conclusion, it is hard to recommend which test, and for which α , is best to use in general, when the underlying distribution is completely unknown. Integral-type tests for small values of α could be the right choice, but they could also be calamities. In contrast, supremum-type tests with α close or equal to 0.5 is quite reasonable, and, most importantly, never a bad choice.

Acknowledgements

The research of Bojana Milošević is supported by MNTRS, Serbia, Grant No. 174012.

References

- I.A. Ahmad and Q. Li. Testing symmetry of an unknown density function by kernel method. *J. Nonparametr. Stat.*, 7(3):279–293, 1997.
- M. Amiri and B.E. Khaledi. A new test for symmetry against right skewness. *J. Stat. Comput. Simul.*, 86(8):1479–1496, 2016.
- A. Antille and G. Kersting. Tests for symmetry. *Probab. Theory Related Fields*, 39(3):235–255, 1977.
- A. Antille, G. Kersting, and W. Zucchini. Testing symmetry. *J. Amer. Statist. Assoc.*, 77(379):639–646, 1982.
- A. Azzalini with the collaboration of A. Capitanio. *The skew-normal and related families*. Cambridge University Press, New York, 2014.

- A. Baklizi. Testing symmetry using a trimmed longest run statistic. *Aust. N. Z. J. Stat.*, 49(4):339–347, 2007.
- L. Baringhaus and N. Henze. A characterization of and new consistent tests for symmetry. *Comm. Statist. Theory Methods*, 21(6):1555–1566, 1992.
- L. Beghin and Ya. Yu. Nikitin. Approximate asymptotic Bahadur efficiency of independence tests with random sample size. *Stat. Methods Appl.*, 8(1):1–23, 1999.
- P.K. Bhattacharya, J.L. Gastwirth, and A.L. Wright. Two modified Wilcoxon tests for symmetry about an unknown location parameter. *Biometrika*, 69(2):377–382, 1982.
- G. Burgio and Ya. Yu. Nikitin. The combination of the sign and Wilcoxon tests for symmetry and their Pitman efficiency. In *Asymptotic Methods in Probability and Statistics with Applications*, pages 395–407. Birkhäuser Boston, 2001.
- G. Burgio and Ya. Yu. Nikitin. On the combination of the sign and Maesono tests for simmetry and its efficiency. *Statistica*, 63(2):213–222, 2007.
- G. Burgio and S. Patrì. The most efficient linear combination of the sign and the Maesono tests for p-normal distributions. *Statistica*, 71(4):411, 2011.
- C.C. Butler. A test for symmetry using the sample distribution function. *Ann. Math. Stat.*, 40(6):2209–2210, 1969.
- P. Cabilio and J. Massaro. A simple test of symmetry about an unknown median. *Canad. J. Statist.*, 24(3):349–361, 1996.
- M. Csörgö and Burke M. D. Weak approximations of the empirical process when parameters are estimated. In P. Gänssler and Pál Révész, editors, *Empirical distributions and processes: selected papers from a meeting at Oberwolfach, March 28 – April 3, 1976*, volume 566, pages 1–16. Springer, 2006.
- P.J. Farrell and K. Rogers-Stewart. Comprehensive study of tests for normality and symmetry: extending the Spiegelhalter test. *J. Statist. Comput. Simul.*, 76(9):803–816, 2006.
- C. Fernandez and M. F. J. Steel. On Bayesian modeling of fat tails and skewness. *J. Amer. Statist. Assoc.*, 93(441):359–371, 1998.
- J.L. Gastwirth. On the sign test for symmetry. *J. Amer. Statist. Assoc.*, 66(336):821–823, 1971.
- R. Helmers, P. Janssen, and R. Serfling. Glivenko-Cantelli properties of some generalized empirical df’s and strong convergence of generalized L-statistics. *Probab. Theory Related Fields*, 79(1):75–93, 1988.
- N. Henze, Ya. Yu. Nikitin, and B. Ebner. Integral distribution-free statistics of L_p -type and their asymptotic comparison. *Comput. Statist. Data Anal.*, 53(9):3426–3438, 2009.

- H.K. Iverson and R.H. Randles. The effects on convergence of substituting parameter estimates into U-statistics and other families of statistics. *Probab. Theory Related Fields*, 81(3):453–471, 1989.
- V. V. Litvinova. New nonparametric test for symmetry and its asymptotic efficiency. *Vestnik-St Petersburg University mathematics C/C of Vestnik-Sankt-Peterburgskii Univerzitet Matematika*, 34(4):12–14, 2001.
- Y. Maesono. Competitors of the Wilcoxon signed rank test. *Ann. Inst. Statist. Math.*, 39(1):363–375, 1987.
- M.B. Marcus and L.A. Shepp. Sample behavior of Gaussian processes. In *Proc. of the Sixth Berkeley Symposium on Math. Statist. and Prob.*, volume 2, pages 423–441, 1972.
- S.G. Meintanis, Ya. Yu. Nikitin, and A.V. Tchirina. Testing exponentiality against a class of alternatives which includes the RNBUE distributions based on the empirical Laplace transform. *J. Math. Sci. (N.Y.)*, 145(2):4871–4879, 2007.
- W. Miao, Y.R. Gel, and J.L. Gastwirth. A new test of symmetry about an unknown median. In Y. S. Chow and A. Chao, editors, *Random Walk, Sequential Analysis and Related Topics—A Festschrift in Honor of Yuan-Shih Chow*, pages 199–2014. Sigapore, World Scientific Pub, 2006.
- B. Milošević and M. Obradović. Characterization based symmetry tests and their asymptotic efficiencies. *Statist. Probab. Lett.*, 119:155–162, 2016a.
- B. Milošević and M. Obradović. New class of exponentiality tests based on U-empirical Laplace transform. *Statist. Papers*, 57(4):977–990, 2016b.
- A. Mira. Distribution-free test for symmetry based on Bonferroni’s measure. *J. Appl. Stat.*, 26(8):959–972, 1999.
- Ya. Yu. Nikitin. Large deviations of U-empirical Kolmogorov–Smirnov tests and their efficiency. *J. Nonparametr. Stat.*, 22(5):649–668, 2010.
- Ya. Yu. Nikitin and M. Ahsanullah. New U-empirical tests of symmetry based on extremal order statistics, and their efficiencies. In M. Hallin, D. M. Mason, D. Pfeifer, and J. G. Steinebach, editors, *Mathematical Statistics and Limit Theorems, Festschrift in Honour of Paul Deheuvels*, pages 231–248. Springer International Publishing, 2015.
- Ya. Yu. Nikitin and I. Peaucelle. Efficiency and local optimality of nonparametric tests based on U- and V-statistics. *Metron*, LXII(2):185–200, 2004.
- R.H. Randles. On the asymptotic normality of statistics with estimated parameters. *Ann. Statist.*, 10(2):462–474, 1982.
- E.D. Rothman and M. Woodroffe. A Cramér von-Mises type statistic for testing symmetry. *Ann. Math. Stat.*, 43(6):2035–2038, 1972.
- T. Zheng and J.L. Gastwirth. On bootstrap tests of symmetry about an unknown median. *J. Data Sci.*, 8(3):413, 2010.