

Research Article

Open Access

Stéphane Vennes*, Péter Németh, and Adela Kawka

A FEROS Survey of Hot Subdwarf Stars

DOI: DOI

Received ..; revised ..; accepted ..

Abstract: We have completed a survey of twenty-two ultraviolet-selected hot subdwarfs using the Fiber-fed Extended Range Optical Spectrograph (FEROS) and the 2.2-m telescope at La Silla. The sample includes apparently single objects as well as hot subdwarfs paired with a bright, unresolved companion. The sample was extracted from our *GALEX* catalogue of hot subdwarf stars. We identified three new short-period systems ($P = 3.5$ hours to 5 days) and determined the orbital parameters of a long-period ($P = 62^{\text{d}}.66$) sdO plus G III system. This particular system should evolve into a close double degenerate system following a second common envelope phase. We also conducted a chemical abundance study of the subdwarfs: Some objects show nitrogen and argon abundance excess with respect to oxygen. We present key results of this programme.

Keywords: binaries: close, binaries: spectroscopic, subdwarfs, white dwarfs, ultraviolet: stars.

1 Introduction

The properties of extreme horizontal branch (EHB) stars, i.e., the hot, hydrogen-rich (sdB) and helium-rich subdwarf (sdO) stars, located at the faint blue end of the horizontal branch (HB) are dictated by binary interaction processes arising at critical stages of their evolution (Mengel, Norris, & Gross, 1976). Hot subdwarf stars are compact, helium core-burning objects with high effective temperatures ($\gtrsim 20\,000$ K) but with a luminosity comparable to that of cooler HB stars.

Dorman, Rood, & O’Connell (1993) reproduced the properties of hot subdwarf stars with evolutionary models characterized by extremely thin hydrogen envelopes ($\lesssim 0.001 M_{\odot}$). The removal of the hydrogen envelope must occur while the primary ascends the red giant branch and, depending on the binary mass ratio, involves unstable mass transfer via a common envelope (CE) or stable mass transfer via a Roche lobe overflow (RLOF). The existence of single hot subdwarfs may be ascribed to merger events (Webbink, 1984; Han et al., 2002).

Based on population syntheses, Han et al. (2003) find that a majority (up to 90 percent) of subdwarfs form during a mass transfer event, i.e., comparable to the observed fraction ($\approx 70\%$) of short period binaries ($P < 10$ d, Maxted et al., 2001; Morales-Rueda et al., 2003), while the remaining single objects are formed by the merger of two helium white dwarfs which would also result in a thin hydrogen layer. Han et al. (2003) predict a binary period distribution ranging from 0.5 hr to 500 d, or even 1600 d according to Chen et al. (2013).

Our knowledge of the binary fraction and period distribution is based on a sample of nearly 200 known systems (see Kupfer et al., 2015; Kawka et al., 2015) which may be affected by selection effects. Radial velocity surveys such as the ESO Supernovae type Ia Progenitor survey (SPY, Napiwotzki et al., 2004) or surveys based on the Palomar-Green and Edinburgh-Cape catalogues (Copperwheat et al., 2011), and the SDSS (Geier et al., 2011; Kupfer et al., 2015) or *GALEX* samples (Kawka et al., 2015) have confirmed the prevalence of short-period binaries but at a lower fraction than predicted.

Overall, the peak of the distribution is close to 1 d and most systems have a period between 2 hr and 10 d. A few systems have been identified with a period between 1 and 3 yr (Barlow et al., 2013; Deca et al., 2017; Vos et al., 2017, 2018), but very few with a period between 30 and 300 d. Long-period systems with a large mass ratio (F- or G-type companion) emerge from a RLOF that result in increased binary separations, while short-period, low mass-ratio systems (M dwarf or WD companion) emerge from a CE phase. The secondary mass distribution shows two main peaks, one at $\approx 0.1 M_{\odot}$ and populated with late-type dwarfs and another one close to $0.5 M_{\odot}$ and dominated by white dwarfs. High-mass white dwarfs are also evident in the distribution.

In the following sections we describe a high-dispersion survey of ultraviolet-selected, hot subdwarf stars and highlight some key results of our survey. First, we report the discovery of three new close binaries and, next we describe the properties of an evolved binary comprised of an sdO primary star paired with a red dwarf companion.

Finally, we present selected results of a new abundance study for a few members of the sample.

2 MPG2.2m/FEROS survey

We conducted the survey using FEROS (The Fiber-fed Extended Range Optical Spectrograph) attached to the MPG 2.2-m telescope at La Silla. The spectrograph offers a resolution $R = 48\,000$ and covers a nominal spectral range from 3500 to 9000Å. Some 136 spectra were obtained during six observing runs between November 2014 and September 2017. The targets were selected from a UV-based catalogue of hot subdwarf stars prepared by Vennes et al. (2011) and Németh et al. (2012). All systems are bright photometric sources ($NUV < 14$ mag) in the *GALEX* all-sky survey (Morrissey et al., 2007). The spectroscopic identifications were secured with low-dispersion spectra. Table 1 lists members of the present sample. The sample comprises 22 objects including four close binary systems previously studied by Kawka et al. (2015). Half of the sample of new objects are systems with a bright companion star, while the other half are spectroscopically single subdwarfs. We show that three out of these nine apparently single objects are in fact paired with an unseen companion.

3 Analysis

The systems with significant radial velocity variations may be segregated in two broad classes: those with unseen companions, i.e., a red dwarf (dM) or a white dwarf, and those with spectroscopically identifiable companions, i.e., F, G, or K-type stars. White dwarf companions are suspected in systems with a relatively large mass function but without phased reflection effects from a close red dwarf companion. Several, apparently single hot subdwarfs do not show radial velocity variations including J0401-3236, the lead-rich hot subdwarf J0828+1452 (Jeffery et al., 2017), J0856+1701, the He-sdO J0952-3719, J1356-4934, and J2344-3426.

The survey also included known composite binaries (see Németh et al., 2012) with spectra suitable for decomposition and radial velocity measurements. Details of this study will be presented elsewhere (Vennes, Németh & Kawka, 2018, in preparation).

We performed a preliminary abundance analysis of suitable spectra with a high signal-to-noise ratio. The model atmosphere and spectral synthesis were computed

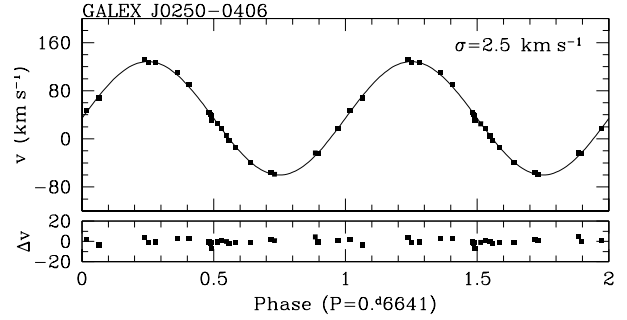


Fig. 1. Radial velocity measurements of the sdB star folded on the orbital period ($P = 15.9$ hr). The NSVS light-curve does not show variability when folded on the orbital period which suggests the likely presence of a normal white dwarf companion.

using TLUSTY/SYNPEC (Hubeny & Lanz, 1995; Lanz & Hubeny, 1995; Hubeny & Lanz, 2017) and the spectra were analyzed using the multi-parameters fitting procedure XTGRID (Németh et al., 2012). The atmospheres are computed in non-local thermodynamic equilibrium (non-LTE) and include all relevant elements up to iron (H, He, C, N, O, Mg, Al, Si, S, Ar, Fe).

3.1 Subdwarf plus white dwarf

The hot subdwarf J0250-0406 ($T_{\text{eff}} = 28\,560$ K, $\log g = 5.67$) is in a close binary with a suspected white dwarf companion (Fig 1). The mass function $f = 0.057 \pm 0.03 M_{\odot}$ implies a minimum secondary mass of $0.33 M_{\odot}$ assuming a subdwarf mass of $0.47 M_{\odot}$. The NSVS (Northern Sky Variability Survey, Woźniak et al., 2004) photometric time series do not show variability with a semi-amplitude $\lesssim 15$ mmag when phased on the orbital period ($P = 0.6641$ d) which rules out the presence of a close red dwarf companion since a phase-dependent reflection effect would reach a semi-amplitude of ≈ 0.2 mag (Maxted et al., 2004). If indeed the secondary is a normal white dwarf then a mass of $0.6 M_{\odot}$ is obtained at an inclination of 42° .

The hot subdwarf J0812+1601 ($T_{\text{eff}} = 31\,580$ K, $\log g = 5.56$) is in a longer period binary with a high mass function ($f = 0.07 \pm 0.02 M_{\odot}$) that implies a minimum mass of $0.37 M_{\odot}$ for the companion also assuming a subdwarf mass of $0.47 M_{\odot}$. The NSVS time series do not show variability on an orbital period of 5.1 day with a semi-amplitude $\lesssim 30$ mmag, i.e., much lower than the expected reflection effect of 0.12 mag semi-amplitude if the companion is a red dwarf. We conclude that the companion is most likely a white dwarf. Improved orbital parameters for several close subdwarf plus white dwarf binaries stud-

Table 1. Hot subdwarf sample: identification and class.

GALEX	Name	V (mag)	Spectral Type	Companion class	Notes
J011525.92+192249.9		13.09	sdB+F2V	MS	
J011627.22+060314.2	PB 6355	13.24	sdB+F6V	MS	
J021021.86+083058.9		13.40	sdB+F2IV	SG	
J022454.87+010938.8		12.32	sdB+F4V	MS	
J025023.70−040611.0	TYC 4703-810-1, HE 0247-0418	13.02	sdB	WD:	a
J040105.31−322346.0	EC 03591-3232, CD-32 1567	11.20	sdB	—	
J050720.16−280224.8	CD-28 1974, EC 05053-2806	12.39	sdB+G	MS	
J081233.60+160121.0	SDSS J081233.67+160123.7	13.57	sdB	WD:	a
J082832.80+145205.0	TYC 808-490-1	11.65	He-sdB	—	
J085649.30+170115.0	LAMOST J085649.26+170114.6	13.17	sdB	—	
J093448.20−251248.0	TYC 6605-1962-1	13.03	sdB	RD:	a
J095256.60−371940.0	TYC 7180-740-1	12.69	He-sdO	—	
J135629.20−493403.0	CD-48 8608, TYC 8271-627-1	12.30	sdB	—	
J163201.40+075940.0	PG 1629+081	12.76	sdB	WD	b
J173153.70+064706.0		13.74	sdB	WD	b
J173651.20+280635.0	TYC 2084-448-1	11.44	sdB+F7V	MS	
J175340.57−500741.8		12.88	sdB+F7V	MS	
J203850.22−265750.0	EC 20358-2708, TYC 6916-251-1	11.90	sdO+G3III	RG	a
J220551.86−314105.5	TYC 7489-686-1	12.41	sdB	MS (RD)	b
J222758.59+200623.3	TYC 1703-394-1	10.60	sdB+F5V	MS	
J225444.11−551505.6	TYC 8827-750-1	12.08	sdB	WD	b
J234421.60−342655.0	MCT 2341-3443, CD-35 15910	11.39	sdB	—	

Notes: (a) new radial velocity variable star; (b) known radial velocity variable star (see Kawka et al., 2015).

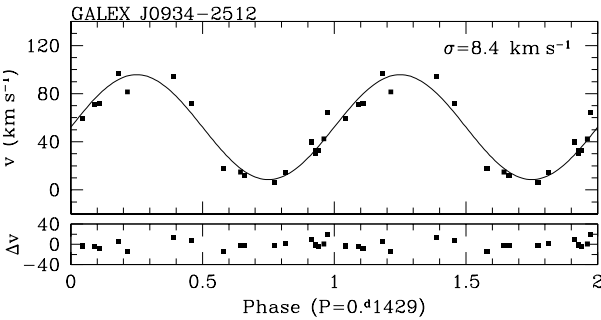


Fig. 2. Radial velocity measurements of the sdB star folded on the orbital period ($P = 3.43$ hr). A SuperWASP light-curve does not show any variability when folded on this period, but the mass function implies a very low secondary mass, or, less probably that the companion is a white dwarf and system is seen at a low inclination.

ied by Kawka et al. (2015)—J1632+0759, J1731+0647, and J2254-5515— will be presented elsewhere (Vennes, Nemeth & Kawka, 2018, in preparation).

3.2 Subdwarf plus red dwarf

The hot subdwarf J0934-2512 ($T_{\text{eff}} = 34\,440$ K, $\log g = 5.17$) is in a very short period binary ($P = 3.43$ h, Fig. 2) and has a low mass function ($f = 0.0011 \pm 0.0004$) which

lead us to suspect the presence of a close red-dwarf companion ($M > 0.07 M_{\odot}$). However, the SuperWASP (Wide Angle Search for Planets, Pollacco et al., 2006) photometric time series do not show variability with a semi-amplitude $\lesssim 10$ mmag. However, at $0.07 M_{\odot}$, the radius of the red dwarf is only $0.11 R_{\odot}$ and the semi-amplitude of the phase-dependent variations is ≈ 17 mmag which is marginally consistent with the measured upper limit. A lower inclination implies a larger secondary star which increases reflected light. On the other hand, the presence of a $> 0.5 M_{\odot}$ white dwarf would only be possible at an improbably ($< 2\%$) low inclination of $< 12^{\circ}$. We conclude that the secondary is most likely a low-mass red dwarf.

This radial velocity survey was also an opportunity to finalize our study of the close subdwarf plus red dwarf binary J2205-3141 (Kawka et al., 2015) and demonstrate strict phasing of the reflection effect with the orbital ephemeris. A detailed abundance study based on this new data set is shown in a following section.

3.3 Subdwarf plus red giant

The binary GALEX J2038-2657 (=EC20358-2708, O'Donoghue et al., 2013) is at a critical evolutionary stage sitting in between two consecutive CE phases. Fig 3 shows

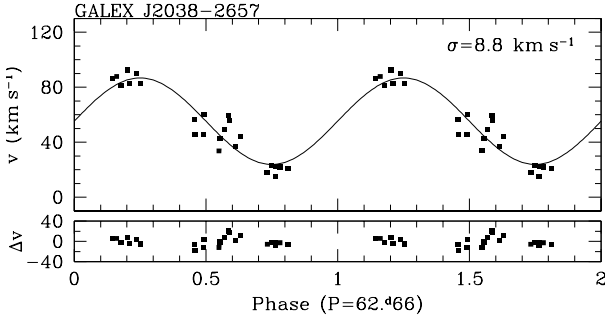


Fig. 3. Radial velocity measurements of the sdO star folded on the orbital period ($P = 62.66$ days). The SuperWASP light-curve shows double-peaked, short-period variations (Kawka et al., 2015).

the orbital analysis based on our radial velocity survey conducted at La Silla. The hot subdwarf ($T_{\text{eff}} = 58\,450$ K, $\log g = 5.04$) remains subjugated by its companion across the optical range. The bright companion star is already sitting on the giant branch and will eventually climb the asymptotic giant branch (AGB) and initiate the second CE phase leading to the formation of a close double degenerate system and a potential pre-SNIa merger event.

The most likely evolutionary scenario begins with two main sequence stars in a long period binary (>100 d) with a higher-mass ($>2 M_{\odot}$) progenitor for the present-day hot sdO star (star A) and a lower-mass ($\approx 2 M_{\odot}$) progenitor of the present-day red giant (star B). The system entered the first CE phase after star A climbed on the red giant branch dispersing the envelope and settling on the extreme horizontal branch with a period of 62.66 d. Fig. 4 illustrates the present day binary with a separation of $90 R_{\odot}$. When star B eventually climbs the AGB it will engulf its companion leading to a second CE phase and dramatic orbital shrinkage. At this stage, star A may have exhausted its nuclear supply and initiated its descent onto a typical $0.6 - 0.7 M_{\odot}$ white dwarf cooling track. Almost concurrently, star B will terminate its nuclear life and initiate its own descent onto a $0.6 - 0.7 M_{\odot}$ white dwarf cooling track. The end result will be a close $1.2-1.4 M_{\odot}$ double degenerate star which in due time should be considered as a viable Type Ia supernova progenitor.

3.4 Abundance study

Abundance analyses are performed using the co-added and high signal-to-noise ratio spectra. Doppler corrections are applied to individual spectra which are then

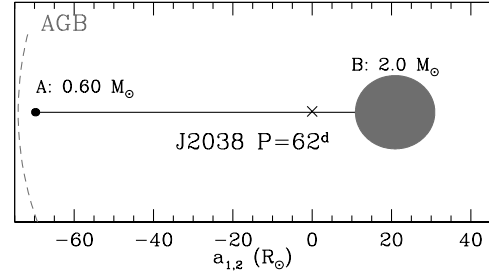


Fig. 4. Schematic representation of the present-day sdO+GIII binary GALEX J2038-2657 also showing the projected radius of the future AGB star. The sdO star should enter a CE phase with the AGB star, and, by that time, the hot sdO star may already have settled on the white dwarf cooling track.

set to the rest frame. Fig 5 shows the co-added FEROS spectrum of the close binary J2205-3141 in four segments showing numerous spectral lines suitable for an abundance analysis. The models and fitting techniques are described in Németh et al. (2012).

Fig 6 shows the measured abundance patterns for three hot subdwarfs, J0250-0406 which is in a close binary with a white dwarf star, J0401-3223 which is apparently single or in a wide binary, and J2205-3141 which is in a close reflection binary with a red dwarf. The abundance patterns are compared to solar abundances. Light element abundances already show an interesting peculiarity: In all three systems, the nitrogen abundance exceeds that of carbon and in two cases even that of oxygen ($[N/O] > 0.5$ dex). Intermediate elements follow near solar pattern with the exception of argon which is overabundant relative to oxygen in the atmosphere of J2205-3141 ($[Ar/O] \approx 1.0$ dex). The complete abundance pattern will eventually include all of the iron-group and heavier elements.

Evolutionary effects may alter the surface composition of some hot subdwarfs (see, e.g., Sweigart et al., 2004). However, atomic diffusion in hot subdwarfs may also lead to peculiarities that erase evolutionary effects (Unglaub & Bues, 2001). Such induced peculiarities are directed by present day stellar parameters ($T_{\text{eff}}, \log g$). Vertical abundance inhomogeneities are also expected in the atmosphere leading to line profile distortions relative to homogeneous atmospheres.

4 Summary

We have completed a spectroscopic survey of hot subdwarf stars using the MPG2.2-m/FEROS at La Silla. We

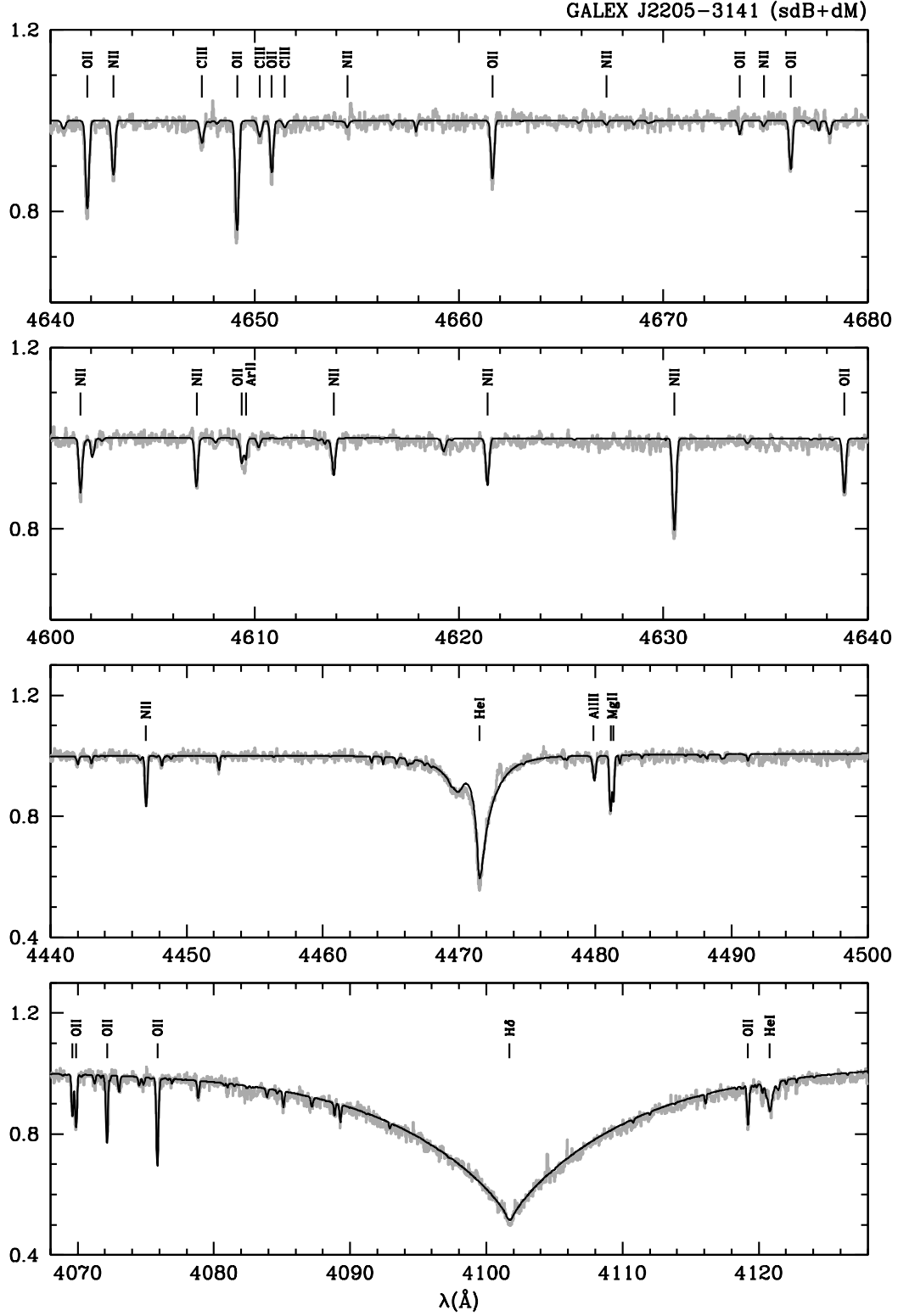


Fig. 5. High-dispersion spectra of the hot subdwarf J2205-3141 obtained with FEROS and best-fit non-LTE model (Tlusty/Synspec). The object is in a short period (8.2 hr) binary with a late-type companion showing a strong reflection effect (Kawka et al., 2015). The hot subdwarf exhibits near-solar abundance for most elements and a remarkable excess of nitrogen and argon with respect to oxygen.

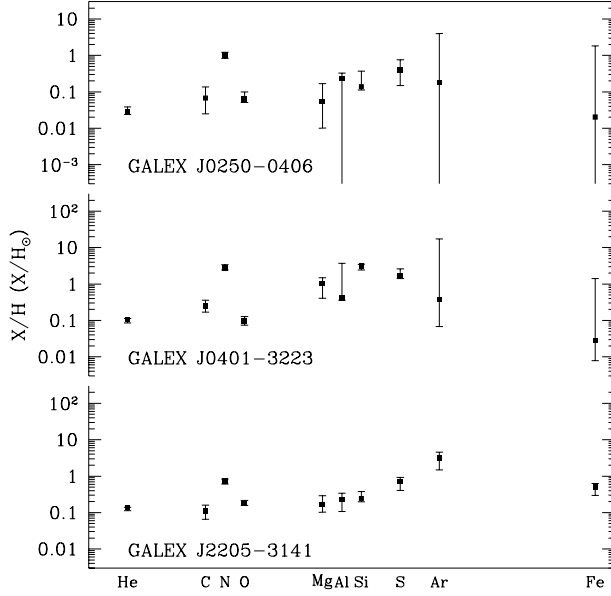


Fig. 6. Abundance measurements relative to the Sun in three hot hydrogen-rich subdwarfs: J2205-3141 comprised of an sdB primary and a late-type companion, J0250-0405 comprised of an sdB and a likely white dwarf companion, and J0401-3223 which is possibly single or in a very long period system. All three hot subdwarfs exhibit nitrogen excess relative to oxygen and other elements.

have identified three new evolved binaries comprised of a hot subdwarf primary star and, in two cases, a likely white dwarf companion, or a red dwarf companion in the remaining case. We have also completed a radial velocity study of the hot subdwarf plus red giant binary J2038-2657 and concluded that the system will likely enter another CE phase while the secondary star climbs the AGB leading to the formation of a close double degenerate system. High signal-to-noise ratio echelle spectra are also suitable for abundance studies (see Geier, 2013). We presented sample results for three hot subdwarfs: J0250-0406 which resides in a close binary with a white dwarf, J0401-3223 which is apparently single, and J2205-3141 which is paired with a red dwarf companion. The atmosphere of all three objects shows a nitrogen overabundance relative to oxygen, while the hot subdwarf J2205-3141 also shows an excess of argon relative to oxygen.

Acknowledgment: AK and SV acknowledge support from the Grant Agency of the Czech Republic (15-15943S) and the Ministry of Education of the Czech Republic (LG14013). We would like to thank L. Zychova, M. Piecka, P. Kabath, and S. Ehlerova for their assistance

with the observations. This research made use of services at Astroserver.org under reference code VPD0AJ.

References

- Barlow, B. N., Liss, S. E., Wade, R. A., & Green, E. M. **2013**, *ApJ*, 771, 23
- Chen, X., Han, Z., Deca, J., & Podsiadlowski, P. **2013**, *MNRAS*, 434, 186
- Copperwheat, C. M., Morales-Rueda, L., Marsh, T. R., Maxted, P. F. L., & Heber, U. **2011**, *MNRAS*, 415, 1381
- Deca, J., Vos, J., Németh, P., et al. **2017**, *MNRAS*, in press, ArXiv e-prints arXiv1710.07327
- Dorman, B., Rood, R. T., O’Connell, R. W. **1993**, *ApJ*, 419, 596
- Geier, S. **2013**, *A&A*, 549, A110
- Geier, S., Hirsch, H., Tillich, A., et al. **2011**, *A&A*, 530, A28
- Han, Z., Podsiadlowski, P., Maxted, P. F. L., Marsh, T. R. **2003**, *MNRAS*, 341, 669
- Han Z., Podsiadlowski P., Maxted P. F. L., Marsh T. R., Ivanova N. **2002**, *MNRAS*, 336, 449
- Hubeny, I., & Lanz, T. **1995**, *ApJ*, 439, 875
- Hubeny, I., & Lanz, T. **2017**, arXiv:1706.01859
- Jeffery, C. S., Baran, A. S., Behara, N. T., et al. **2017**, *MNRAS*, 465, 3101
- Kawka, A., Vennes, S., O’Toole, S., et al. **2015**, *MNRAS*, 450, 3514.
- Kupfer, T., Geier, S., Heber, U., et al. **2015**, *A&A*, 576, A44
- Lanz, T., & Hubeny, I. **1995**, *ApJ*, 439, 905
- Mengel, J.G., Norris, J., Gross P.G. **1976**, *ApJ*, 204, 488
- Maxted, P. F. L., Heber, U., Marsh, T. R., & North, R. C. **2001**, *MNRAS*, 326, 1391
- Maxted, P. F. L., Morales-Rueda, L., & Marsh, T. R. **2004**, *ApSS*, 291, 307
- Morales-Rueda, L., Maxted, P. F. L., Marsh, T. R., North, R. C., & Heber, U. **2003**, *MNRAS*, 338, 752
- Morrissey, P., Conrow, T., Barlow, T. A., et al. **2007**, *ApJS*, 173, 682
- Napiwotzki, R., Karl, C. A., Lisker, T., et al. **2004**, *ApSS*, 291, 321
- Németh, P., Kawka, A., & Vennes, S. **2012**, *MNRAS*, 427, 2180
- O’Donoghue, D., Kilkeny, D., Koen, C., et al. **2013**, *MNRAS*, 431, 240
- Pollacco, D. L., Skillen, I., Collier Cameron, A., et al. **2006**, *PASP*, 118, 1407
- Sweigart, A. V., Lanz, T., Brown, T. M., Hubeny, I., & Landsman, W. B. **2004**, *Ap&SS*, 291, 367
- Unglaub, K., & Bues, I. **2001**, *A&A*, 374, 570
- Vennes, S., Kawka, A., & Németh, P. **2011**, *MNRAS*, 410, 2095
- Vos, J., Németh, P., Vučković, M., Østensen, R., Parsons, S. **2018**, *MNRAS*, 473, 693
- Vos, J., Østensen, R. H., Vučković, M., & Van Winckel, H. **2017**, *A&A*, 605, A109
- Webbink R. F. **1984**, *ApJ*, 277, 355
- Woźniak, P. R., Vestrand, W. T., Akerlof, C. W., et al. **2004**, *AJ*, 127, 2436