

Confronting Kähler moduli inflation with CMB data

Sukannya Bhattacharya*, Koushik Dutta*,
Mayukh R. Gangopadhyay*, Anshuman Maharana†

**Theory Division,
Saha Institute of Nuclear Physics,
HBNI, 1/AF Salt Lake,
Kolkata - 700064, India.*

*†Harish Chandra Research Institute,
HBNI, Chattnag Road, Jhansi,
Allahabad - 211019, India.*

E-mail: sukannya.bhattacharya@saha.ac.in, koushik.dutta@saha.ac.in,
mayukh.raj@saha.ac.in, anshumanmaharana@hri.res.in

Abstract

In models of inflation obtained from string compactification, moduli vacuum misalignment leads to an epoch in the post-inflationary history of the universe when the energy density is dominated by cold moduli particles. This effect leads to a modification in the number of e -foldings (N_{pivot}) between horizon exit of the CMB modes and the end of inflation. Taking Kähler moduli inflation as a prototype, the shift in e -foldings is a function of the model parameters which also determine inflationary observables. We analyse this scenario numerically using publicly available MODECHORD and COSMOMC with the latest *Planck+BICEP2/Keck array* data to constrain the model parameters and N_{pivot} .

1 Introduction

The inflationary paradigm has provided an explanation for the observed spectrum and inhomogeneities in the Cosmic Microwave Background (CMB). Intense efforts are on to probe the CMB for tensor modes and non-Gaussianity, observation of these will provide further credence to the theory. At the same time, programs to measure the spectral tilt of scalar modes (n_s) with greater accuracy are being planned. The ground based CMB-S4 experiment [1], the LiteBIRD satellite [2], and the CORE satellite [3], if approved, can significantly reduce the uncertainty in the measurement of the spectral tilt (projected uncertainty $\sigma(n_s) \sim 0.002$ at the $1\text{-}\sigma$ level). In this light, it is important to develop tools to extract accurate predictions from inflationary models.

The most commonly adopted method to constrain models of inflation is to express the primordial perturbations in terms of empirical parameters such as A_s (the strength of the power spectrum), n_s (the scalar tilt), r (the tensor to scalar ratio), f_{nl} (parametrising the non-Gaussianity) etc. The most likely values of the empirical parameters are determined by evolving the initial fluctuations (as expressed in terms of these parameters) and then comparing with the observed CMB fluctuations. Given a model of inflation, its theoretical prediction for the empirical parameters are computed as a function of model parameters, and a model is considered successful if the predicted values match the constraints on the empirical parameters from the observations. This indeed is the general procedure followed by the Planck collaboration to obtain constraints on several inflation models [4]. If one is interested in confronting a particular model of inflation with data, then a robust approach can be taken, as developed in [5]. One takes the coefficients of the inflaton potential and the parametrisation of the reheating epoch as the ‘model inputs’. Observational predictions are examined directly in terms of the coefficients of the potential; estimates and errors for the coefficients of the potential are directly obtained. This is achieved by making use of MODECHORD¹ [5] which provides a numerical evaluation of the inflationary perturbation spectrum (even without relying on the slow-roll approximation) taking the potential coefficients as input; which is then used as a plug-in for CAMB [6] and COSMOMC [7]. The parameters are then estimated using a nested sampling method [8].

The slow-roll conditions require that the inflationary potential to be flat in Planck units. Any inflation model is sensitive to ultraviolet degrees of freedom, and therefore, inflation models should be embedded in ultraviolet complete theories. String theory being our best hope for an ultraviolet complete theory, inflationary models obtained from string theory deserve to be analysed in detail. This is best achieved by following the approach of [5]. Inflationary model building has been extensively studied in string theory (see e.g [9]). There is also a more pragmatic reason to analyse models obtained from string theory using this approach. String compactifications typically have moduli fields, which are massless scalars with interactions of gravitational strength. A generic feature of models of inflation constructed in string theory

¹MODECHORD is publicly available at www.modecode.org

(and supergravity) is vacuum misalignment of moduli. This leads to an epoch in the post-inflationary history in which the energy density of the universe is dominated by cold moduli particles (see e.g. [10] for a recent review). The presence of such an epoch changes the number of e-foldings of the universe between horizon exit of the pivot mode and the end of inflation (N_{pivot}). Since the primordial perturbations are determined by local properties of the inflaton potential at the time of horizon exit, N_{pivot} has an effect on inflationary predictions. Recent work has shown that it is important to incorporate this effect while confronting string models with precision cosmological data [11, 12]; an accurate determination of N_{pivot} is essential. Furthermore, N_{pivot} has dependence on the model parameters that also determine inflationary observables. Given this, a complete numerical methodology using MODECHORD+COSMOMC [5, 7] is carried out in this work. In this paper, we will take Kähler moduli inflation [13] as a prototype and analyse it using MODECHORD. Vacuum misalignment in the model was studied in [11], where the effect of this epoch on N_{pivot} was determined.

This paper is organised as follows. In the next section, we first review some basic aspects of Kähler moduli inflation relevant for us. We then mention the duration of modulus dominated epoch at the end of inflation N_{mod} for the model. N_{mod} shifts the N_{pivot} from its usual number. In Sec. 3 we discuss the methodology for analysing the model parameters and how the required modification in N_{pivot} can be implemented in MODECHORD. In this section, we also provide our results. We conclude in Sec. 4.

2 A brief review of Kähler moduli inflation

We begin by briefly reviewing Kähler moduli inflation, the reader should consult [13] for further details. Kähler moduli inflation is set in the Large Volume Scenario (LVS) for moduli stabilisation [14, 15] of IIB flux compactifications [16]. The complex structure moduli of the underlying Calabi-Yau are stabilised by fluxes. The simplest models of LVS are the ones in which the volume of the Calabi-Yau takes the Swiss-cheese form: $\mathcal{V} = \alpha \left(\tau_1^{3/2} - \sum_{i=2}^n \lambda_i \tau_i^{3/2} \right)$ [14, 15]. Note that the overall volume is set by τ_1 , the moduli τ_2, \dots, τ_n are blow-up modes, and correspond to the size of the holes in the compactification. Incorporating the effect of non-perturbative effects in the superpotential, the leading α' correction to the Kähler potential and an uplift term (so that a nearly Minkowski vacuum can be obtained), the potential for the scalars in the regime $\mathcal{V} \gg 1$ and $\tau_1 \gg \tau_i$ (for $i > 1$) is

$$V_{\text{LVS}} = \sum_{i=2}^n \frac{8(a_i A_i)^2 \sqrt{\tau_i}}{3\mathcal{V}\lambda_i} e^{-2a_i \tau_i} - \sum_{i=2}^n \frac{4a_i A_i W_0}{\mathcal{V}^2} \tau_i e^{-a_i \tau_i} + \frac{3\hat{\xi} W_0^2}{4\mathcal{V}^3} + \frac{D}{\mathcal{V}^\gamma}. \quad (1)$$

Here A_i, a_i are the pre-factors and coefficients in the exponents of the non-perturbative terms in the superpotential and W_0 is the vacuum expectation value of flux superpotential. The uplift term is $V_{\text{up}} = \frac{D}{\mathcal{V}^\gamma}$ with $D > 0$, $1 \leq \gamma \leq 3$ (see [17–21] for mechanisms that can lead to such a term).

In Kähler moduli inflation, one of the blow-up moduli (τ_n) acts as the inflaton. For simplicity, we will focus on Calabi-Yau's of the Swiss Cheese form (although the analysis can be carried out in more general

settings, [22]). Inflation takes place in region $e^{a_n \tau_n} \gg \mathcal{V}^2$, here the potential is well approximated by:

$$V_{\text{inf}} = \sum_{i=2}^{n-1} \frac{8(a_i A_i)^2 \sqrt{\tau_i}}{3\mathcal{V}\lambda_i} e^{-2a_i \tau_i} - \sum_{i=2}^{n-1} \frac{4a_i A_i W_0}{\mathcal{V}^2} \tau_i e^{-a_i \tau_i} + \frac{3\hat{\xi} W_0^2}{4\mathcal{V}^3} + \frac{D}{\mathcal{V}^\gamma} - \frac{4a_n A_n W_0}{\mathcal{V}^2} \tau_n e^{-a_n \tau_n}.$$

It is exponentially flat in the inflaton direction (τ_n). The other directions (\mathcal{V}, τ_i with $i = 2, \dots, n-1$) in field space are heavy during inflation. Integrating out the heavy directions and canonically normalising the inflaton (we denote the canonically normalised field by σ), one finds its potential (in Planck units) to be

$$V = \frac{g_s}{8\pi} \left(V_0 - \frac{4W_0 a_n A_n}{\mathcal{V}_{\text{in}}^2} \left(\frac{3\mathcal{V}_{\text{in}}}{4\lambda_n} \right)^{2/3} \sigma^{4/3} \exp \left[-a_n \left(\frac{3\mathcal{V}_{\text{in}}}{4\lambda_n} \right)^{2/3} \sigma^{4/3} \right] \right), \quad (2)$$

where

$$\frac{\sigma}{M_{\text{pl}}} = \sqrt{\frac{4\lambda_n}{3\mathcal{V}_{\text{in}}}} \tau_n^{\frac{3}{4}} \quad \text{with} \quad V_0 = \frac{\beta W_0^2}{\mathcal{V}_{\text{in}}^3}. \quad (3)$$

\mathcal{V}_{in} is the value of the volume during inflation and $\beta = \frac{3}{2} \lambda_n a_n^{-3/2} (\ln \mathcal{V})^{3/2}$. Phenomenological considerations put the volume at $\mathcal{V}_{\text{in}} \approx 10^5 - 10^7$, and we will discuss cosmological constraints on it in the next section. We note that ‘gobal embedding’ of the model (realisation in a compact Calabi-Yau with a semi-realistic Standard Model sector) was carried out in [23].

Vacuum misalignment and the resulting post-inflationary moduli dynamics in this model was studied in detail in [11], here we summarise its conclusions. During inflation, the volume modulus gets displaced from its global minimum. The displacement of the canonically normalised field in Planck units is:

$$Y = 2R \left(\frac{\hat{\xi}}{2P} \right)^{2/3}$$

with

$$R = \frac{\lambda_n a_n^{-3/2}}{\left(\sum_i^n \lambda_i a_i^{-3/2} \right)}, \quad P = \sum_i^n \lambda_i a_i^{-3/2} \quad \text{and} \quad \hat{\xi} = \frac{\chi}{2(2\pi)^3 g_s^{3/2}},$$

where χ is the Euler number of the Calabi-Yau and g_s is the vacuum expectation value of the dilaton. For typical values of the microscopic parameters, $Y \approx 0.1$ which is consistent with effective field theory expectations. This leads to an epoch in the post-inflationary history in which the energy density is dominated by cold particles of the volume modulus. The number of e-foldings that the universe undergoes in this epoch is [11]

$$N_{\text{mod}} = \frac{2}{3} \ln \left(\frac{16\pi a_n^{2/3} \mathcal{V}^{5/2} Y^4}{10\lambda_n (\ln \mathcal{V})^{1/2}} \right). \quad (4)$$

The presence of this epoch reduces the number of e-foldings between horizon exit of the pivot mode and the end of inflation by an amount $\frac{1}{4} N_{\text{mod}}$. The spectral index can be calculated by using the usual formula $n_s \approx 1 - 2/N_{\text{pivot}}$, but at the reduced value of N_{pivot} . For typical values of the volume $\mathcal{V} \sim 10^5 - 10^6$ and other parameters in this model, N_{mod} can be calculated.

3 Methodology of analysis and results

The analysis is dependent on the exact definition of the number of e -foldings N_{pivot} . The correctly measured number of e -foldings at the horizon exit is crucial to constrain models of inflation with an additional epoch of post-inflationary moduli domination. This analysis is devised to see how the change in predicted number of e -foldings during inflation due to the secondary moduli dominated epoch effects the observables and therefore constrains the model parameters. But, even though the modulus dominated epoch is considered carefully, there is inherent uncertainties with the exact value of N_{pivot} due to our poor knowledge about the details of reheating/preheating at the end of modulus domination. With better understanding of several couplings between the inflation/modulus with Standard Model d.o.f, in future we will possibly find the total duration of the thermalization process N_{reheat} with its average equation of state parameter. Until this is available, it is practical to consider N_{reheat} as a variable when analysing the model in light of the recent CMB data. The analysis is carried out using the publicly available CosmoMC [7] and MODECHORD [5] plugged together through Multinest [8]. As usual the Boltzmann solver CAMB [6] is used inside the CosmoMC package.

For the generic inflation scenario with instantaneous reheating (IRH), where the universe thermalizes instantly after inflation and makes transition to the radiation dominated epoch, the number of e -foldings at the pivot scale is given by [5]:

$$N_{\text{pivot}}^{\text{IRH}} = 55.75 - \log \left[\frac{10^{16} \text{Gev}}{V_{\text{pivot}}^{1/4}} \right] + \log \left[\frac{V_{\text{pivot}}^{1/4}}{V_{\text{end}}^{1/4}} \right]. \quad (5)$$

Here, V_{pivot} is the value of the inflation potential at which the pivot scale leaves the horizon and V_{end} is the potential at the end of inflation. From the observational upper limit of the strength of the gravitational wave ($r < 0.11$ [4]), the second term in the above equation is negative, whereas the third term is positive definite, but it can be very small for observationally favoured flat inflaton potential. In the usual implementation of MODECHORD, the cosmological perturbations are evaluated without assuming slow-roll conditions, and the best-fit potential parameters can be estimated using CosmoMC. Because of uncertainties of knowledge during reheating the N_{pivot} is varied between $20 < N_{\text{pivot}} < N_{\text{pivot}}^{\text{IRH}}$ under the the general reheating (GRH) case. Here the upper limit comes from the assumption that the average dilution of energy density during the reheating epoch is not faster than radiation, i.e $\tilde{w} \leq 1/3$. The lower limit comes from the requirement that at the end of inflation, all the cosmologically relevant scales are well outside of the horizon.

If there is an epoch of moduli domination after the end of inflation, the Eq. (5) gets modified. For the case of Kähler moduli inflation with N_{mod} given as Eq. (4), $N_{\text{pivot}}^{\text{IRH}}$ is:

$$N_{\text{pivot}}^{\text{IRH}} = 55.75 - \log \left[\frac{10^{16} \text{Gev}}{V_{\text{pivot}}^{1/4}} \right] + \log \left[\frac{V_{\text{pivot}}^{1/4}}{V_{\text{end}}^{1/4}} \right] - \frac{1}{6} \ln \left(\frac{16\pi a_n^{2/3} \mathcal{V}^{5/2} Y^4}{10\lambda_n (\ln \mathcal{V})^{1/2}} \right). \quad (6)$$

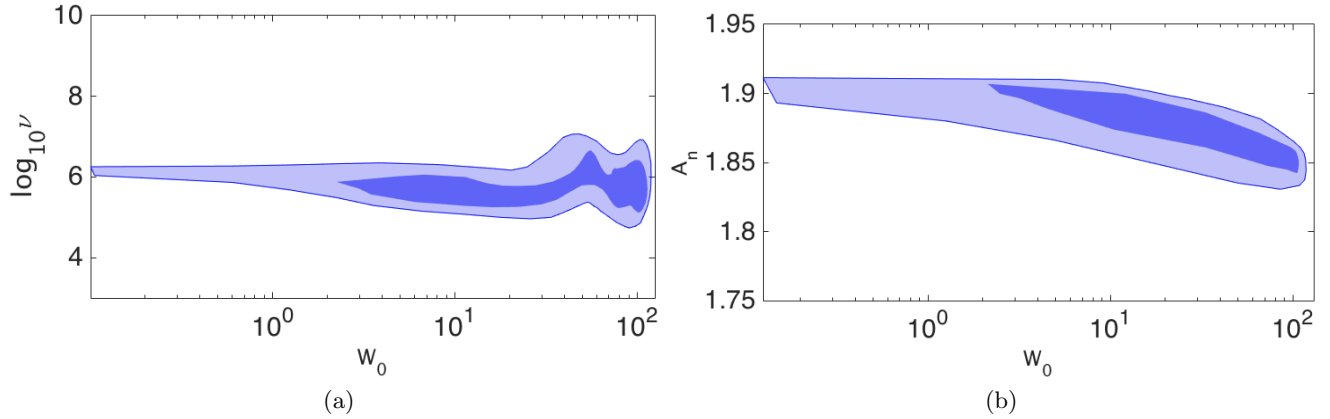


Figure 1: Figure 1(a) represents the favoured regions in the W_0 - $\log_{10} \mathcal{V}$ plane where as Figure 1(b) shows the favoured regions in the W_0 - A_n plane. The 1- σ region is shaded as dark blue, the 2- σ region is shaded as light blue, with W_0 axis is in log scale for both the cases.

For most of the models without any secondary phase of moduli domination, N_{pivot} implicitly depends on the model parameters through Eq. (5) for IRH. But, for our case, the dependence on the model parameters becomes explicit due to the presence of the last term in Eq. (6). The general reheating condition (GRH) adds more complications to this scenario where the pivot number of e -foldings N_{pivot} depends on the reheating history, parametrised by the reheating equation of state w_{re} and the reheating temperature T_{re} [30]. The presence of an extended epoch of reheating reduces the pivot number of e -foldings further and provides a lower bound on N_{pivot} . In short, uncertainties associated with reheating are accounted for by varying N_{pivot} between minimum of 20 and $N_{\text{pivot}}^{\text{IRH}}$ given by Eq. (6). The model parameters are defined in Sec. 2, and are varied in the following ranges: W_0 : 0.001 to 130, $\log_{10} \mathcal{V}$: 5 to 8 and A_n : 1.80 to 1.95. We take $g_s = 0.06$ (as required for a local realisation of the Standard Model from D3 branes), $\lambda_n = 1$ and $a_n = 2\pi$. Note that among all these parameters $\log_{10} \mathcal{V}$ also determines the duration of modulus domination epoch, and therefore also affects N_{pivot} . In summary, we compare theoretical predictions with CMB data as we vary the model parameters, and the full analysis follows the generalised reheating (GRH) scheme of [5]. The likelihoods used here are *Planck TT+TE+EE*, *Planck lowP*, estimated using commander, *Planck lensing* and *Planck+BICEP2/Keck array* joint analysis likelihood [32–34].

Fig. 1 shows the 1- σ and 2- σ bounds on the model parameters. While Fig. 1a shows the marginalised constraint on the parameters W_0 and $\log_{10} \mathcal{V}$, Fig. 1b shows the marginalised constraint on W_0 and A_n . These plots represent the most favourable region of the model parameters when N_{pivot} is varied between 20 to $N_{\text{pivot}}^{\text{IRH}}$ for this given model. The marginalised central value and the 1- σ errors are quoted in the Table 1. Note that W_0 is not constrained as tightly as the other two parameters. The central value of the spectral index $n_s \sim 0.953$ obtained from the simulation corresponds to number of e -folds $N_{\text{pivot}} = 43$. This is in perfect agreement with the theoretical expectation with $n_s \approx 1 - 2/N_{\text{pivot}}$, derived under

Table 1: Constraints on the model parameters and the cosmological parameters. Data combination used: *Planck TT + TE + EE + lowP + lensing + BKPlanck14*.

Parameters	Central Value	1σ
W_0	57	46
$\log_{10}\mathcal{V}$	5.9	0.3
A_n	1.87	0.04
n_s	0.953	0.002
$r/10^{-8}$	1.34	0.01
N_{pivot}	43	2

slow-roll approximations.

The favoured region in the n_s - r plane is presented in Fig.2. Note that the results are in agreement with earlier analytic treatments [11,23]. But, here we would like to emphasise the difference. In [11], the shift in the N_{pivot} was calculated by using Eq. (4) where $\mathcal{V} \sim 10^5 - 10^6$, fixed by the amplitude of scalar perturbations for typical microscopic parameters. Effectively, the spectral index has to be calculated at $N_{\text{pivot}} \sim 45$ with $n_s \sim 0.955$. But now, we have kept both \mathcal{V} and N_{pivot} as variables under generalised reheating scheme, and find preferred values provided by the data. We present the distribution of N_{pivot} (marginalised over all other parameters) in Fig. 3. We see that due to the correlated effect of \mathcal{V} on inflationary observables (See [13,24]) and the duration of volume modulus domination (via Eq. (6)) at the end of inflation, the central value of N_{pivot} shifts to 43. Note that the lower 2- σ bound on N_{pivot} is 39, which is well above 25 and closer to $N_{\text{pivot}}^{\text{IRH}}$, pointing towards minimal amount of reheating number of e -folds. It is worth mentioning that the projected sensitivity for r in the future experiments such as CMB-S4 [1] (typical $\sigma(r) \sim 5 \times 10^{-4}$) may not be of much help in validating the model. However, the improved sensitivity in the measurement of scalar spectral index n_s , with $\sigma(n_s) \sim 0.002$ can provide better constraints on this kind of string theory motivated inflationary models.

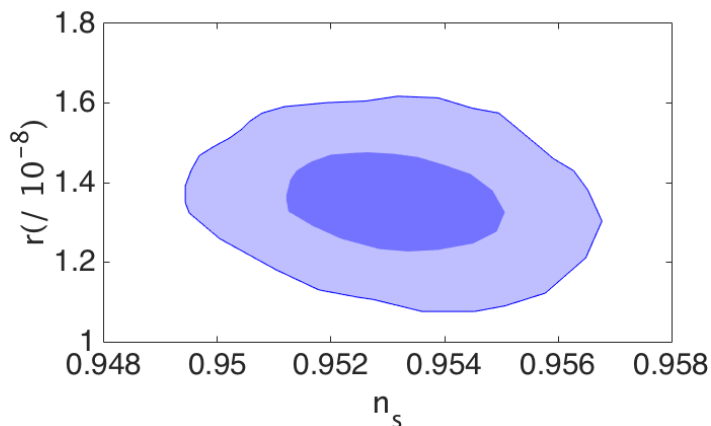


Figure 2: Favoured region in the n_s - r plane. The 1- σ region is shaded as dark blue, the 2- σ region is shaded as light blue.

In our analysis, we have assumed Kähler moduli inflation as the inflation model of our Universe, and tried to constrain the model parameters where the effects of the post-inflationary history has been taken care properly. It is evident from the best fit value of $n_s \sim 0.0953 \pm 0.002$, that it is outside of the PLANCK (Λ CDM+ r) $2\text{-}\sigma$ lower limit [4]². Our full analysis also provides a χ^2 value for the model, so that this effect is easily understandable. We find that with equal number of parameters to be varied, there is a deterioration of the fit in this case by $\Delta\chi^2 \simeq 13$ with respect to the Λ CDM+ r model for the same combination of the CMB data.

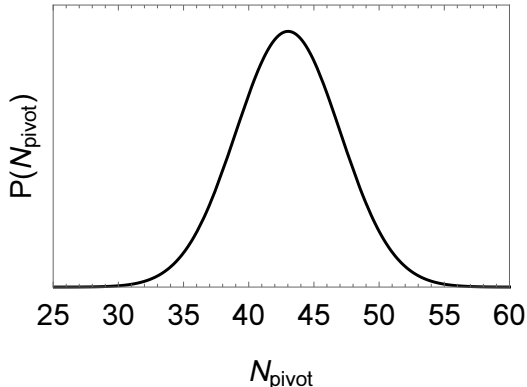


Figure 3: 1-D probability distribution of the number of e-foldings N_{pivot} .

4 Conclusions

In this paper, we have initiated the analysis of string models of inflation using MODECHORD. Given the ultraviolet sensitivity of inflation and the fact that so far the number of inflationary models that have been obtained from string theory is not large [9], it is natural to use MODECHORD when we try to confront them with data. As data becomes more and more precise N_{pivot} has to be determined very accurately. N_{pivot} itself can explicitly depend on the model parameters for string/supergravity models. Thus, analysis along the line of the present work will become more pertinent as cosmological observations become more precise. In this work, we constrain model parameters for Kähler moduli inflation, for which the ranges of observables are sensitive to future precision CMB measurements.

There are several interesting directions to pursue. The parameters in the inflationary potentials in string models themselves might have a statistical distribution, and one can try to incorporate the effect of this into the analysis. Another interesting direction is to understand degeneracies that can arise across the parameters and the model space. It will also be interesting to cross correlate with particle physics observables (see for e.g [25, 26]) and dark radiation [27] in LVS. Note that the constraints of volume and W_0 will have direct implications for the supersymmetry breaking scale. The possibility of analysing

²Although the model can be consistent when the effects of dark radiation is considered [23, 27].

multi-field models³ can be explored using MULTIMODECODE. [29]. Another exiting avenue is to develop a better understanding of the reheating epoch⁴ in these models so that associated uncertainties can be reduced. An recent development in this direction is the possibility that the number of e-foldings during the reheat epoch is bounded [31]. We hope to return to these questions in near future.

Acknowledgements

Both KD and AM are partially supported by Ramanujan Fellowships funded by SERB, DST, Govt. of India. SB is supported by a fellowship from CSIR, Govt of India.

References

- [1] K. N. Abazajian *et al.* [CMB-S4 Collaboration], arXiv:1610.02743 [astro-ph.CO].
- [2] T. Matsumura *et al.*, J. Low. Temp. Phys. **176**, 733 (2014) doi:10.1007/s10909-013-0996-1 [arXiv:1311.2847 [astro-ph.IM]].
- [3] F. Finelli *et al.* [CORE Collaboration], arXiv:1612.08270 [astro-ph.CO].
- [4] **Planck** Collaboration, P. A. R. Ade et al., *Planck 2015 results. XX. Constraints on inflation*, *Astron. Astrophys.* **594** (2016) A20,
- [5] M. J. Mortonson, H. V. Peiris and R. Easther, Phys. Rev. D **83** (2011) 043505 doi:10.1103/PhysRevD.83.043505 [arXiv:1007.4205 [astro-ph.CO]].
- [6] A. Lewis, A. Challinor and A. Lasenby, *Astrophys. J.*, 538, 473 (2000).
- [7] Antony Lewis and Sarah Bridle, *Cosmological parameters from CMB and other data: A Monte Carlo approach*, Phys. Rev. D **66** (2002) [arXiv: astro-ph/0205436]
- [8] F. Feroz, M. P. Hobson and M. Bridges, *Mon. Not. Roy. Astron. Soc.* **398**: 1601-1614, 2009 DOI: 10.1111/j.1365-2966.2009.14548.x arXiv:0809.3437 [astro-ph] F. Feroz and M. P. Hobson, *Mon. Not. Roy. Astron. Soc.*, **384**, 2, 449-463 (2008) DOI: 10.1111/j.1365-2966.2007.12353.x arXiv:0704.3704 [astro-ph] F. Feroz, M. P. Hobson, E. Cameron and A. N. Pettitt, arXiv:1306.2144 [astro-ph.IM]
- [9] D. Baumann and L. McAllister, arXiv:1404.2601 [hep-th].
- [10] G. Kane, K. Sinha and S. Watson, *Int. J. Mod. Phys. D* **24**, no. 08, 1530022 (2015) doi:10.1142/S0218271815300220 [arXiv:1502.07746 [hep-th]].

³For Kähler moduli inflation, the single field approximation is valid for a large class of initial conditions [28].

⁴See [30] for a phenomenological approach towards reheating for inflationary models in LVS.

- [11] M. Cicoli, K. Dutta, A. Maharana and F. Quevedo, *JCAP* **1608**, no. 08, 006 (2016) doi:10.1088/1475-7516/2016/08/006 [arXiv:1604.08512 [hep-th]].
- [12] K. Dutta and A. Maharana, *Phys. Rev. D* **91** (2015) no.4, 043503 doi:10.1103/PhysRevD.91.043503 [arXiv:1409.7037 [hep-ph]]. K. Das, K. Dutta and A. Maharana, *Phys. Lett. B* **751**, 195 (2015) doi:10.1016/j.physletb.2015.10.041 [arXiv:1506.05745 [hep-ph]].
- [13] J. P. Conlon and F. Quevedo, “Kahler moduli inflation,” *JHEP* **0601** (2006) 146 [hep-th/0509012].
- [14] V. Balasubramanian, P. Berglund, J. P. Conlon, and F. Quevedo, “Systematics of moduli stabilisation in Calabi-Yau flux compactifications,” *JHEP* **03** (2005) 007, [arXiv:hep-th/0502058].
- [15] J. P. Conlon, F. Quevedo and K. Suruliz, “Large-volume flux compactifications: Moduli spectrum and D3/D7 soft supersymmetry breaking,” *JHEP* **0508** (2005) 007 [hep-th/0505076].
- [16] S. B. Giddings, S. Kachru and J. Polchinski, “Hierarchies from fluxes in string compactifications,” *Phys. Rev. D* **66** (2002) 106006 doi:10.1103/PhysRevD.66.106006 [hep-th/0105097].
- [17] S. Kachru, R. Kallosh, A. D. Linde and S. P. Trivedi, “De Sitter vacua in string theory,” *Phys. Rev. D* **68** (2003) 046005 [hep-th/0301240].
- [18] M. Cicoli, A. Maharana, F. Quevedo and C. P. Burgess, “De Sitter String Vacua from Dilaton-dependent Non-perturbative Effects,” *JHEP* **1206** (2012) 011 [arXiv:1203.1750 [hep-th]]; A. Retolaza and A. Uranga, “De Sitter Uplift with Dynamical Susy Breaking,” arXiv:1512.06363 [hep-th].
- [19] C. P. Burgess, R. Kallosh and F. Quevedo, “De Sitter string vacua from supersymmetric D terms,” *JHEP* **0310**, 056 (2003) doi:10.1088/1126-6708/2003/10/056 [hep-th/0309187].
- [20] M. Cicoli, D. Klevers, S. Krippendorff, C. Mayrhofer, F. Quevedo and R. Valandro, “Explicit de Sitter Flux Vacua for Global String Models with Chiral Matter,” *JHEP* **1405** (2014) 001 doi:10.1007/JHEP05(2014)001 [arXiv:1312.0014 [hep-th]]; M. Cicoli, F. Quevedo and R. Valandro, “De Sitter from T-branes,” *JHEP* **1603** (2016) 141 doi:10.1007/JHEP03(2016)141 [arXiv:1512.04558 [hep-th]].
- [21] A. P. Braun, M. Rummel, Y. Sumitomo and R. Valandro, “De Sitter vacua from a D-term generated racetrack potential in hypersurface Calabi-Yau compactifications,” *JHEP* **1512** (2015) 033 doi:10.1007/JHEP12(2015)033 [arXiv:1509.06918 [hep-th]].
- [22] M. Cicoli, K. Dutta and A. Maharana, *JCAP* **1408** (2014) 012 doi:10.1088/1475-7516/2014/08/012 [arXiv:1401.2579 [hep-th]].
- [23] M. Cicoli, I. Garca-Etxebarria, C. Mayrhofer, F. Quevedo, P. Shukla and R. Valandro, arXiv:1706.06128 [hep-th].

- [24] S. Lee and S. Nam, Int. J. Mod. Phys. A **26**, 1073 (2011) doi:10.1142/S0217751X1105155X [arXiv:1006.2876 [hep-th]].
- [25] L. Aparicio, M. Cicoli, B. Dutta, S. Krippendorff, A. Maharana, F. Muia and F. Quevedo, JHEP **1505** (2015) 098 doi:10.1007/JHEP05(2015)098 [arXiv:1502.05672 [hep-ph]]. L. Aparicio, M. Cicoli, B. Dutta, F. Muia and F. Quevedo, JHEP **1611** (2016) 038 doi:10.1007/JHEP11(2016)038 [arXiv:1607.00004 [hep-ph]].
- [26] R. H. Cyburt et al., Rev.Mod.Phys. **88** (2016) 015004, arXiv:1505.01076 [astro-ph.CO]. N. Sasankan, M. R. Gangopadhyay, G. J. Mathews and M. Kusakabe, Phys. Rev. D **95**, 083516 (2017) DOI: 10.1103/PhysRevD.95.083516 arXiv:1607.06858 [astro-ph.CO]. N. Sasankan, M. R. Gangopadhyay, G. J. Mathews and M. Kusakabe, IJMPE Vol. 26, No. 7 (2017) 1741007 DOI: 10.1142/S0218301317410075 arXiv:1706.03630 [astro-ph.CO]
- [27] M. Cicoli, J. P. Conlon and F. Quevedo, Phys. Rev. D **87** (2013) no.4, 043520 doi:10.1103/PhysRevD.87.043520 [arXiv:1208.3562 [hep-ph]]. T. Higaki and F. Takahashi, JHEP **1211** (2012) 125 doi:10.1007/JHEP11(2012)125 [arXiv:1208.3563 [hep-ph]].
- [28] J. J. Blanco-Pillado, D. Buck, E. J. Copeland, M. Gomez-Reino and N. J. Nunes, JHEP **1001** (2010) 081 doi:10.1007/JHEP01(2010)081 [arXiv:0906.3711 [hep-th]].
- [29] R. Easther, J. Frazer, H. V. Peiris and L. C. Price, Phys. Rev. Lett. **112** (2014) 161302 doi:10.1103/PhysRevLett.112.161302 [arXiv:1312.4035 [astro-ph.CO]].
- [30] P. Cabella, A. Di Marco and G. Pradisi, Phys. Rev. D **95** (2017) no.12, 123528 doi:10.1103/PhysRevD.95.123528 [arXiv:1704.03209 [astro-ph.CO]]. S. Bhattacharya, K. Dutta and A. Maharana, Phys. Rev. D **96**, no. 8, 083522 (2017) doi:10.1103/PhysRevD.96.083522 [arXiv:1707.07924 [hep-ph]].
- [31] K. D. Lozanov and M. A. Amin, Phys. Rev. Lett. **119** (2017) no.6, 061301 doi:10.1103/PhysRevLett.119.061301 [arXiv:1608.01213 [astro-ph.CO]]. K. D. Lozanov and M. A. Amin, arXiv:1710.06851 [astro-ph.CO].
- [32] Keck Array, BICEP2 Collaborations: P. A. R. Ade et. al, *BICEP2 / Keck Array VI: Improved Constraints On Cosmology and Foregrounds When Adding 95 GHz Data From Keck Array*. Phys. Rev. Lett. **116**, 031302 (2016). [arXiv:1510.09217]
- [33] Planck Collaboration, R. Adam et al., *Planck 2015 results X. Diffuse component separation: Foreground maps*, Astronomy and Astrophysics **Volume 594**, (2016) A10
- [34] P. A. R. Ade et al., *A Joint Analysis of BICEP2/Keck Array and Planck Data*, Phys. Rev. Lett. **114** (2015) 101301 [arXiv:1502.00612 [astro-ph.CO]]