

Fermion Loops, Linear Magnetoresistance, Linear In Temperature Resistance, and Bad Metals

Vincent Sacksteder*

Department of Physics, Royal Holloway University of London, United Kingdom

We show that if one performs a Fourier transform with respect to magnetic field of a sample's magnetoconductance, one obtains a curve describing the areas of the loops traced by electrons and holes within the sample. Linear magnetoresistance is a signal that the electron loops are larger and obey a different scaling law than in ordinary materials, and the linear in temperature resistance seen in cuprates and pnictides is the $B = 0$ manifestation of linear magnetoresistance. Both effects are caused by scattering-induced quantum interference similar to weak antilocalization, but with an extra level of quantum coherence that in most materials would be destroyed by scattering. We find excellent agreement with experimental measurements of the linear coefficients of these effects in the cuprates and pnictides.

In atomic units $m_e = e = \hbar = k_B = 1$ the magnetic field B has dimensions of inverse area, which is key to understanding the electrical conductance's dependence on B . Large fields probe areas at the scale of the unit cell, and small changes in field probe much larger areas. At large fields one finds Landau levels and Schubnikov-de Haas (SdH) oscillations, which are visible in the longitudinal conductance $G_{xx}(B)$ as peaks at characteristic field strengths determined by the Fermi energy E_F . The Fermi surface's cross section, an inverse area, can be read off from the peak positions. At small fields one finds weak (anti) localization (WL/WAL), where quantum interference and scattering together cause G_{xx} to decrease or increase with field depending on whether the spin relaxation length l_s is small or large.

Recent years have exposed mysteries which lie well beyond traditional SdH and WL physics. Many experiments report systems where the longitudinal resistance R_{xx} increases linearly with B and does not saturate.^{1–11} This contrasts both with SdH oscillations which are periodic in $1/B$ and with WL which is logarithmic. Explanations have been given for the cases of ballistic conduction when the Fermi surface has a cusp, of a 3-D Dirac cone in the presence of a strong magnetic field, of a density gradient across the sample, and of classical transport with strong sample inhomogeneities.^{12–16} However this kind of case by case treatment is not entirely satisfactory given the wide range of experimental realizations.

Another long-standing mystery is that in cuprates and pnictides outside of the superconducting phase the resistance increases linearly with temperature and does not saturate.¹⁷ This is inconsistent both with the WAL signal which increases much more slowly with T (logarithmically in 2-D and as a square root in 3-D) and with phonon based scattering which should saturate at a maximum determined by the atomic spacing. Materials whose resistance is linear in temperature are called bad metals and are understood to be strongly correlated, but the details of the conduction process responsible for linear resistance are not understood. Very recently the linear dependence on temperature has been linked to linear magnetoresistance found in the same bad metal regime.^{18–20}

This paper, inspired by the magnetic field's units, develops a geometrical analysis of magnetotransport in terms of loops, fluxes through those loops, and the Aharonov-Bohm effect. We show that this interpretation is very powerful - it is rooted in charge conservation, allows no renormalization of its constants by any physical process, and gives immediate insight into magnetotransport at both strong and weak fields.

We use the geometrical analysis to argue that linear magnetoresistance is a manifestation of weak antilocalization. Quantum interference effects in clean systems typically include, in addition to their fundamental frequency, many higher harmonics of the fundamental frequency - for instance the hierarchy of Landau levels which are harmonics of the lowest Landau level. In 2-D disordered systems scattering randomizes a carrier's momentum, destroys quantum coherence, and therefore destroys these harmonics. This leads directly to the logarithmic magnetoconductance which is typical of 2-D WAL. Our geometric analysis shows that a linear magnetoresistance signal is unambiguous evidence that the charge carriers responsible for such signals maintain their coherence and manifest many harmonics, despite undergoing scattering. Linear magnetoresistance is caused by a combination of quantum coherence and disorder that is not present in ordinary materials.

The linear magnetoresistance's increase rather than decrease with field indicates that weak antilocalization (WAL) rather than weak localization is occurring, and that the spin relaxation length l_s is short. This is the case if there are large magnetic fluctuations, if the spin-orbit interaction is strong, or if spin is strongly correlated.

The bad metals' linear-in-temperature resistance, in our view, is nothing other than the zero-field manifestation of the linear magnetoresistance. Our explanation contrasts with most other work on bad metals, which typically neglects WAL and therefore deduces that the scattering time scale is the inverse of temperature, opening up a range of questions about correlation effects at short time scales.¹⁷ We claim that quantum interference, not effects at short time scales, is key to understanding bad metals.

Geometric analysis of fermion loops. We found our geometric analysis of magnetotransport on a basic result from relativistic quantum field theory: the unique way to build a theory of fermions which conserves charge is to first add a phase degree of freedom $\phi(\vec{x})$ (a $U(1)$ phase for electromagnetism) and then require that the theory be invariant under multiplications by $\exp(i\phi)$. After rigorous development one obtains two requirements which constrain every condensed matter theory:

- The effect of an external magnetic field \vec{B} on electrons must be mediated by the minimal coupling: the momentum operator \vec{p} must be replaced by $\vec{p} - e\vec{R}$, where \vec{R} is the gauge field determining the magnetic field by $\vec{B} = \vec{\nabla} \times \vec{R}$.
- All physical observables must be invariant under gauge transformations of $\vec{R} \rightarrow \vec{R} + \vec{\nabla}\phi$, no matter what value of $\phi(\vec{x})$ is chosen.

These requirements have very important consequences for the structure of any physical observable. The only way to build a gauge invariant observable \mathcal{O} from the minimal coupling is by requiring each electron or hole contributing to the observable to return to its starting position, forming closed loops. The actual shape and size of the loops, and also the number of loops, is completely unrestricted by gauge invariance; the emphasis is on their closed nature. It is important to be clear that the loops under discussion here are traced by bare electrons and holes, which may have very little to do with whether a system is a Fermi liquid, or whether it has any quasiparticles at all.

Because each electron is required to trace a loop, the only way that a magnetic field can affect any observable is by introducing a multiplicative factor, the Wilson loop $W_\Gamma = \exp(i \oint_\Gamma d\vec{x} \cdot \vec{R})$, where Γ specifies the paths traced by a set of one or more electron and hole loops.^{21,22} By Stokes' theorem $W_\Gamma = \exp(i\Phi_\Gamma)$, where $\Phi_\Gamma = \int_\epsilon d\vec{S} \cdot \vec{B}$ is the magnetic flux through the one or more loops specified by Γ , and ϵ is the sum of the surfaces bounded by those loops. This is the fundamental reason why magnetic fields have units of inverse area.

We formalize these ideas using the loop representation of observables.²³ The previous discussion can be summarized by the statement that every physical observable $\mathcal{O}_i(\vec{B})$ must be written as

$$\mathcal{O}_i(\vec{B}) = \sum_\Gamma \langle \mathcal{O}_i | \Gamma \rangle \exp(i\Phi_\Gamma) \quad (1)$$

where \sum_Γ is a sum over all the Wilson loops which contribute to the observable \mathcal{O}_i , and $\langle \mathcal{O}_i | \Gamma \rangle$ is the weight with which a particular Wilson loop Γ contributes to \mathcal{O}_i . This weight is determined by both the observable and by the kinetics and interactions of the electrons tracing the loops in Γ .

We specialize to the case of a uniform magnetic field \vec{B} originating externally to the sample, which allows us to

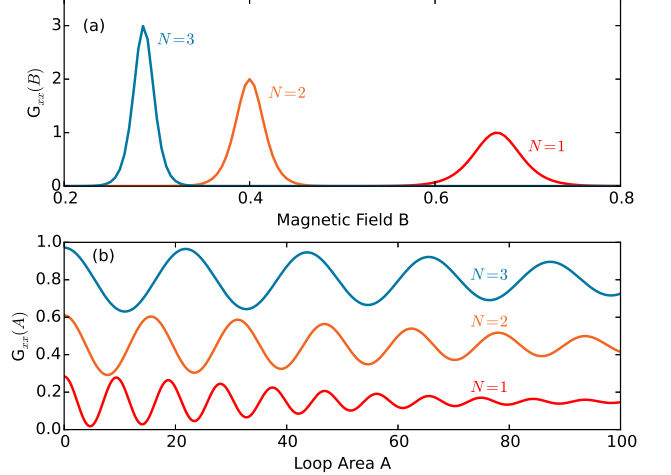


FIG. 1: (Color online.) Quantum coherence and the hierarchy of Landau levels. Panel (a) shows the magnetococonductance $G_{xx}(B)$ of the $N = 1, 2, 3$ Landau levels and panel (b) shows their loop area distributions $G_{xx}(A)$, which have been vertically shifted for clarity.²⁴ Quantum coherence is responsible for producing higher harmonics of the lowest Landau level, causing higher Landau levels at multiples $(N + \frac{1}{2})A_F$ of the characteristic area $A_F = E_F^{-1}$. Decoherence, i.e. loss of quantum coherence, is caused by either the scattering energy scale Γ or the temperature T . Decoherence widens peaks in $G_{xx}(B)$, suppresses $G_{xx}(A)$ at large A , and completely suppresses oscillations when the field B is as small as Γ, T . $E_F = 1$, $\Gamma = 0$, $T = 0.05$.

assign to each Wilson loop a vector-valued cross-section $\vec{A}_\Gamma = \int_\epsilon d\vec{S}$, a vector generalization of the Wilson loop's surface area. The magnetic flux through Γ is then $\Phi_\Gamma = \vec{A}_\Gamma \cdot \vec{B}$, leading to our central result:

$$\begin{aligned} \mathcal{O}_i(\vec{B}) &= \int d\vec{A} \mathcal{O}_i(\vec{A}) \exp(i\vec{A} \cdot \vec{B}), \\ \mathcal{O}_i(\vec{A}) &\equiv \sum_\Gamma \langle \mathcal{O}_i | \Gamma \rangle \delta(\vec{A}_\Gamma - \vec{A}) \end{aligned} \quad (2)$$

In other words, every physical observable can be resolved into contributions corresponding to specific areas \vec{A} , each with weight $\mathcal{O}_i(\vec{A})$:

$$\mathcal{O}_i(\vec{A}) = \int \frac{d\vec{B}}{(2\pi)^3} \mathcal{O}_i(\vec{B}) \exp(-i\vec{A} \cdot \vec{B}) \quad (3)$$

In summary, magnetotransport (or indeed any other observable that is sensitive to magnetic field) is directly linked to a geometrical description of the area traced out by electron loops. In particular, the external field \vec{B} is conjugate to a specific area \vec{A} , $A_i = B_i^{-1}$, and there is no possibility that any process could renormalize this relation. The loop area distribution $\mathcal{O}_i(\vec{A})$, which completely describes how different loops contribute, can be deter-

mined by simply measuring $\mathcal{O}_i(\vec{B})$ and then performing the Fourier transform from magnetic field \vec{B} to area \vec{A} .⁵⁶

To illustrate this, consider the case where the dominant energy scale is the Fermi level E_F , in which case a delta function - the first Landau level - will be found in $G_{xx}(B)$ at $B^{-1} = \frac{1}{2}A_F$. Here $2\pi/A_F \propto 2\pi E_F$ is the cross-section of the Fermi surface.²⁵ The loop area distribution is therefore a cosine $G_{xx}(A) \propto \cos(A/\frac{1}{2}A_F)$, which means that loops with every area contribute to the conductance and that there is ringing corresponding to the characteristic Fermi area A_F .⁵⁷

Quantum coherence. The most interesting result here is that quantum coherence causes the first Landau level to be repeated exactly at characteristic areas $(N + 1/2)A_F$, with the N -th level's height proportional to N . The repetitions are manifested as a hierarchy of additional Landau level delta functions in $G_{xx}(B)$, as illustrated in Figure 1a. Figure 1b shows the loop area distributions $G_{xx}(A)$ of the Landau levels. The N -th Landau level is a cosine $\cos(A/(N + \frac{1}{2})A_F)$ with period equal to $(N + 1/2) 2\pi$ times the characteristic area A_F . In mathematical terminology, the N -th Landau level is simply the N -th harmonic of the lowest Landau level. Speaking more plainly, quantum coherence ensures that if an electron can complete a loop once, then it can repeat that same loop any number of times.

The only limit to these repetitions (harmonics) is decoherence caused by the scattering energy scale Γ or temperature T , which causes a power law decay in the loop area distribution.²⁴ Decoherence broadens the Landau levels into peaks with width Γ, T , which eventually merge into SdH oscillations. These oscillations have equal height instead of the height proportional to N seen in Landau levels. They decay exponentially when the value of $B = N^{-1}A_F^{-1}$ descends to Γ, T , and their loop area distribution also decays exponentially at areas larger than Γ^{-1}, T^{-1} .²⁴

Scattering without quantum coherence. We now apply the geometric interpretation to 2-D weak antilocalization, which is caused by Wilson loops Γ composed of pairs of electron and hole loops, called Cooperons, which have charge $q_C = 2e$. These pairs are much more robust against disorder than single electrons, whose phase is randomized after each scattering. In contrast, the phases of a Cooperon's electron and hole cancel each other because the two follow the same sequence of scattering events in reversed order.

Although Cooperons are more robust against disorder than individual electrons, they ordinarily do not maintain the coherence required to repeat their loops and thus produce harmonics similar to Landau levels or SdH oscillations. Only the center of mass of the Cooperon's particle and hole is protected from scattering. The particle and hole can independently explore positions which are far from each other, and when they do so their relative position quickly loses phase coherence, which is equivalent to randomizing the Cooperon's momentum. When a Cooperon returns to its starting point it does so with

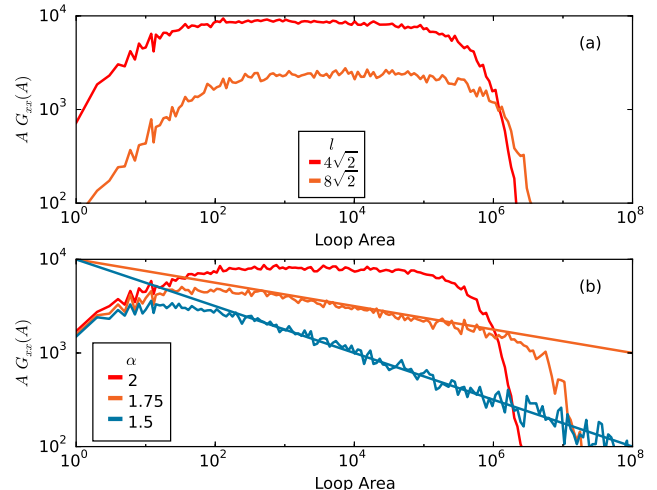


FIG. 2: (Color online.) The Cooperon's loop area distribution $G_{xx}(A)$ obtained by Monte Carlo simulations. Panel (a) shows $G_{xx}(A)$, multiplied by A , of standard 2-D random walks with Gaussian-distributed steps having average length $l = 4\sqrt{2}, 8\sqrt{2}$. The plateaus extending over several orders of magnitude verify that 2-D random walks follow an A^{-1} loop area distribution. The IR cutoff is caused by limiting the walk length to 5×10^5 . Panel (b) shows that Levy flights have a loop area distribution which decays faster than A^{-1} . α is the stability parameter of the Levy alpha-stable distribution which controls the step lengths. $\alpha = 2$ produces Gaussian-distributed steps, and when α is decreased below 2 the distribution develops a heavy tail of very long steps. The straight lines are for $10^4 \times A^{-0.125}$ and $10^4 \times A^{-0.25}$, and their agreement with the Monte Carlo data shows that $G_{xx}(A) \propto A^{-2+\alpha/2}$. $l = 4\sqrt{2}$ and the IR cutoff is 5×10^5 , 1.5×10^6 , and 5×10^6 for the $\alpha = 2, 1.75, 1.5$ results.

a momentum that is different from its original momentum, and therefore does not repeat its first loop. There are notable exceptions, most notably in one dimension where both particle and hole are constrained to follow the same trajectory. The resulting Cooperon coherence causes 1-D systems to be localized. Moreover, it is well known that higher harmonics of the Cooperon occur in 2-D cylindrical geometries, resulting in Altshuler-Aronov-Spivak oscillations which deviate strongly from a simple cosine signal.^{26,27} However these exceptions are not relevant to linear resistance signals, which are generally observed in non-cylindrical (simply connected) 3-D or 2-D geometries.

The 2-D WAL contribution to the conductance $G_{xx}^{WAL}(B)$ is determined by assuming that disorder causes Cooperons to move diffusively (random walks), that their area is limited by an infrared cutoff $A_{max} = L_{max}^2$, and that they do not maintain quantum coherence. At magnetic fields larger than the inverse cutoff $q_C B > 1/L_{max}^2$ the conductance is a logarithm $G_{xx}^{WAL}(B) \propto -\ln B$, and at smaller fields it quickly transitions to zero. The transition is quadratic in B because

time reversal symmetry requires that G_{xx} be even under $B \rightarrow -B$. Aside from minor numerical changes, this log-quadratic combination is universal for both Dirac and $p^2/2m$ dispersions, for both lattice and continuum models, for both short and long range scattering, and for a wide variety of quasi-2-D geometries.²⁸⁻⁴¹

We demonstrate here that $G_{xx}(B) \propto \ln B$ implies that the loop area distribution varies inversely with area, i.e. $G_{xx}(A) \propto A^{-1}$. The main difficulty is controlling the ultraviolet and infrared cutoffs, so we perform the demonstration three ways. First, we use purely dimensional analysis: $G_{xx}(A) = (2\pi)^{-1} \int dB \exp(-\imath AB) \ln B$ and therefore must carry units of inverse area. Second, we use specific functional forms for $G_{xx}(A)$ and carry out the Fourier transform analytically. For instance, if we use hard cutoffs at A_0 and A_{max} then we arrive at $G_{xx}^{WAL}(B) \approx R_0 - \ln|q_C B| + (q_C B A_0)^2/4$ for $1/A_{max} < q_C B < 1/A_0$, where $R_0 = -\gamma_E - \ln|A_0|$ and γ_E is the Euler-Mascheroni constant. Here R_0 should be adjusted to zero, as a regularization compensating for the hard cutoffs, in order to make the conductance be always positive. As shown in Appendix A analytical results can be obtained for other cutoffs and invariably produce logarithmic forms for $G_{xx}(A)$. Lastly, Figure 2a summarizes the results of extensive numerical Monte Carlo simulations of random walks, all of which verify that $G_{xx}(A) \propto A^{-1}$.

Linear magnetoresistance. This result can be reversed and applied to the case of linear magnetoresistance, where $G_{xx}(B) \propto B^{-1}$. The loop area distribution is therefore logarithmic, $G_{xx}(A) \propto -\ln A$. This profile, whose broad features are general for any roughly linear resistance, is remarkably different from the A^{-1} distribution that governs loops generated by random walks. It has fewer small loops and many more large loops; a small head and a very long tail. We emphasize that the logarithmic loop area distribution is a rigorous result and can be inferred whenever a linear magnetoresistance is seen, no matter what physical mechanism is responsible for producing the loops.

Both the logarithmic area distribution $-\ln A$ associated with linear magnetoresistance and the standard WAL result $1/A$ are monotonically decreasing functions of A , without any hint of oscillations. This contrasts very strongly with the area profiles of Landau levels and SdH oscillations. It is very compelling evidence that linear magnetoresistance is caused by Cooperons, i.e. paired particles and holes, rather than by any species of single-particle motion. The phase of single electrons and holes oscillates very rapidly at the Fermi wavelength, which is the ultimate reason why the loop area distribution of Landau levels exhibits an oscillating sign. In contrast the Cooperon phase varies at the much longer localization length, resulting in a very smooth single-sign loop area distribution.

It is difficult to explain the logarithmic area distribution's long tail using completely random walks. Increasing the dimensionality produces a steeper decay, $A^{-3/2}$

in 3-D.⁴² If instead diffusion is replaced by Levy flights where step lengths follow a distribution including both short and very long steps, the result is again a steeper decay than A^{-1} , because long steps tend to decrease the probability that the walker's path will complete a loop. Figure 2b shows that $G_{xx}(A) \propto A^{-2+\alpha/2}$, where $\alpha \leq 2$ is the Levy distribution stability parameter which controls the step lengths.

We propose instead that the Cooperons responsible for linear magnetoresistance do follow random walks, but with the special feature that they maintain quantum coherence, allowing them to repeat their loops many times, in the same way that Landau levels are repeated in a hierarchy at $(N + \frac{1}{2})A_F$. This depletes the loop distribution's head, because if a loop area distribution has a UV cutoff at A_0 , then its $N = 2$ first repetition will have a higher UV cutoff at $2A_0$, its second repetition will have its cutoff at $3A_0$, etc. Therefore between A_0 and $2A_0$ the total loop area distribution will have a contribution from only the base $N = 1$ loop distribution, while at larger areas higher and higher N will contribute. For example, consider the case of 2-D random walks with hard cutoffs at A_0 and A_{max} and $G_{xx}^1(B, A_0, A_{max}) = \int_{A_0}^{A_{max}} dA \cos(q_C B A)/A$. Allowing up to N repetitions with inverse weighting and regularizing with γ_E obtains $G_{xx}(B) = \gamma_E + \sum_{n=1}^N n^{-1} G_{xx}^1(B, nA_0, A_{max})$. Figure 3a compares this loop area distribution to the diffusive $1/A$ profile produced by random walks without coherence, showing that it has the required small head and long tail. Figure 3b shows the resulting linear magnetoresistance, which is proportional to $R_{xx}(B) - R_{xx}(B = 0) \approx \pi q_C B A_0$ for $1/A_{max} < q_C B < 0.2/A_0$.

Our formula for the linear magnetoresistance does show oscillations above $q_C B > 0.2/A_0$ which are caused by the hard UV cutoff, but with a suitably chosen UV cutoff the linear growth will extend to larger B . We emphasize that a power law area distribution can always be given a depleted head and long tail by invoking quantum coherence and allowing loop repetitions. The form of the UV and IR cutoffs, the relative weight of each repetition, and even the base loop area distribution $G_{xx}^1(A)$ may be specific to the scattering source and to the mechanism responsible for Cooperon coherence. Nonetheless there are only two fundamental requirements: a scattering process producing an area distribution with broad support across a range of areas, and quantum coherence allowing Cooperon loops to repeat in a hierarchy like that of Landau levels.

In the 2-D and 3-D systems of interest here at least two avenues are available for protecting Cooperon coherence against scattering. In certain materials transport may be locally one-dimensional, with carriers constrained along certain race-track like trajectories. This is seen in snake states in graphene, in edge states in the quantum Hall effect, and might also be realized in C_4 symmetry-broken states in underdoped cuprates.⁴³⁻⁴⁶ When particle motion is locked to a locally one dimensional track, at any particular point the momentum is limited to only two

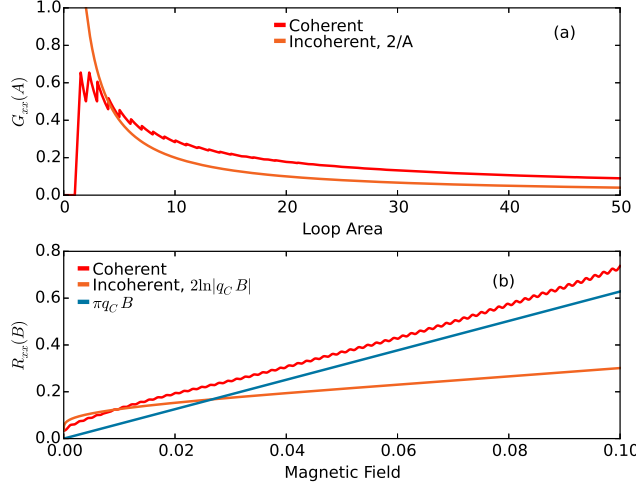


FIG. 3: (Color online.) Linear magnetoresistance from quantum coherence. The red lines show the results when quantum coherence allows loops to repeat up to $N = 100$ times. They can be compared to the orange lines which show standard behavior without quantum coherence. Panel (a) shows the loop area distribution $G_{xx}(A)$, where the quantum coherent distribution (red line) clearly has a small head and long tail as compared to the standard distribution (orange line). Panel (b) shows the resistance $R_{xx}(B)$. The quantum coherent result (red line) compares nicely to the blue straight line with slope πq_C . The ripple is caused by the IR cutoff $A_{max} = 2000$, and $A_0 = 1$. The orange line gives a standard logarithmic curve, $R_{xx}(B) = (0.1 - 2 \ln |q_C B|)^{-1}$.

values differing only in sign, and the Cooperon's position and momentum are locked to each other, up to the same sign. Therefore Cooperon phase coherence is protected in materials where carriers are constrained to move along locally one dimensional tracks.⁴⁷ In conjunction with the fact that linear resistance is a kind of WAL not WL, this scenario suggests that topological physics could play an important role in linear resistance.

A second route to Cooperon coherence is to explicitly invoke strong correlations. For example, there has been much speculation that cuprates and pnictides above the superconducting transition host preformed pairs, precursors of superconducting Cooper pairs which at temperatures above T_c maintain phase coherence up to a length scale λ_ϕ , and which at lower temperatures unite into the superconducting condensate. The phase coherence of these preformed pairs may play a role in protecting the Cooperon's phase coherence at scales similar to λ_ϕ .

Linear magnetoresistance does not require the IR cutoff A_{max} , i.e. the area scale where phase coherence is suppressed, to be very large. For instance, a coherence area of $(100 \text{ \AA})^2$ would allow linear magnetoresistance to extend down to $\approx 0.3T$.

Linear in temperature resistance. We turn to the linear-in-temperature resistance observed in bad metals. As we have seen, the loop area distribution has a smooth

logarithmic form with only two characteristic area scales: the UV cutoff A_0 , and the infrared cutoff A_{max} caused by quantum decoherence. The linear magnetoresistance $R_{xx}(B) = \pi q_C B A_0$ corresponds to a logarithmic loop area distribution $G_{xx}(A) \approx -(\pi A_0)^{-1} \ln |A|$, which should be regularized to give positive values. One possible regularization is to add $(\pi A_0)^{-1} \ln |A_{max}|$. Integrating the logarithm gives $R_{xx}(B = 0) \approx \pi A_0 / A_{max}$ for $A_0 \ll A_{max}$, plus regularization-dependent terms which are sensitive to the cutoffs. When A_{max} is comparable to A_0 the inverse dependence on A_{max} collapses. At larger A_{max} the inverse dependence is robust because B^{-1} and A_{max} both act at large length scales and therefore are roughly interchangeable.

The ultraviolet cutoff A_0 may be controlled by many length scales: the spin relaxation length with its crossover from WAL to WL, the scattering length, the lattice spacing, the scale of the Fermi surfaces, etc. These mechanisms depend weakly on temperature. Turning to A_{max} , we remind that quantum coherence governs the loop area distribution, and its tail reflects events where Cooperons repeat the same loop many times. Regardless of which short distance physics such as scattering contributes to the loop area distribution of Cooperon loops (prior to coherence-based repetitions), this physics has no control over the repetitions or the infrared cutoff A_{max} . After repetition the loop area distribution has loops far larger than those caused by pure diffusion, which indicates that A_{max} is not controlled by the scattering length. The *only* thing which controls A_{max} is quantum decoherence, which is controlled by temperature. As seen in SdH oscillations, decoherence occurs when the inverse area A_{max}^{-1} matches the energy scale set by temperature T . In summary, no area scale except inverse temperature can influence $A_{max} \propto T^{-1}$, and therefore $R_{xx}(B = 0) \approx \pi A_0 / A_{max}$ must exhibit linear-in-temperature resistance when the temperature is high enough that $A_{max} \gg A_0$.

Coefficients of the linear resistivity. We have shown that quantum coherence and loop repetitions lead to a resistance which scales linearly with both magnetic field and temperature as long as the quantum decoherence area A_{max} is more than both the inverse field $(q_C B)^{-1}$ and the ultraviolet cutoff A_0 . Within our theory the coefficient $\alpha k_B T$ of linear temperature dependence, the coefficient $\beta \mu_B B \approx \beta \mu_B A_{max}^{-1}$ of linear field dependence, and their ratio $\gamma = \alpha / \beta$ are

$$\begin{aligned} \alpha &= \pi A_0 / (A_{max} T) \\ \beta &= \pi q_C \mu_B^{-1} A_0 \\ \gamma &= q_C^{-1} \mu_B / (A_{max} T) \end{aligned} \quad (4)$$

where $\mu_B = 1/2$ and $q_C = 2$ are the Bohr magneton and the Cooperon charge.

Hayes et al measured γ in the high- T_c pnictide superconductor $\text{BaFe}_2(\text{As}_{1-x}\text{P}_x)_2$ at dopings ranging between 0.31 and 0.41, and found that γ was identical to one in atomic units, within their experimental error bar of

7%.¹⁸ Further studies of the cuprate $\text{La}_{2-x}\text{Sr}_x\text{CuO}_4$ and of $\text{Yb}_{1-x}\text{La}_x\text{Rh}_2\text{Si}_2$ at various dopings near optimal doping have found constants between 0.7 and 2.3.^{18,19} We conclude that γ does depend on the host material, but only mildly, and that it is of order 1.

The value of exactly one for γ is easily explained by combining the Heisenberg uncertainty relation with a $p^2/2m$ dispersion: $B^{-1} = A = \langle(\Delta x)^2\rangle = \hbar^2/\langle p^2\rangle$, where the momentum scale is determined by $\langle p^2/2m_C\rangle = T$ and the Cooperon mass is $m_C = 2m_e$. This produces $A_{max} \approx (4T)^{-1}$ and $A_{max}T = 1/4$. The Heisenberg relation used here is a quantum mechanical upper bound on the decoherence scale which can be obtained at a given temperature. These arguments indicate that γ 's physical meaning is simply the effective mass of the charge carriers, i.e. $\gamma = m/m_e$. The experimental observation of $\gamma = 1$, i.e. a $p^2/2m_e$ dispersion, implies that in the compounds studied by Refs. 18,19 the electrons and holes which contribute to the Cooperon are itinerant carriers with bare electron mass m_e , and are insensitive to the ionic potential of their host material. When $\gamma = 1$ the coefficients α and β of both the linear-in-temperature resistance and the linear magnetoresistance are direct measures of the UV cutoff A_0 , with $R_{xx}(B=0) = \alpha T \approx \pi A_0/A_{max}$ and $R_{xx}(B) = \beta \mu_B B \approx 4\pi B A_0$. Where the carrier mass m differs from the bare electron mass m_e , $R_{xx}(B=0)$ will be multiplied by m/m_e .

As a case in point we determine the UV cutoff A_0 's scaling in several cuprates measured by Ref. 48, which determined the linear coefficient α in $\text{La}_{2-x}\text{Sr}_x\text{CuO}_4$ (LSCO), $\text{YBa}_2\text{Cu}_3\text{O}_{6+\delta}$ (YBCO), $\text{Tl}_2\text{Ba}_2\text{CuO}_{6+\delta}$ (Tl2201), and $\text{HgBa}_2\text{CuO}_{4+\delta}$ (Hg1201). They found that α is the same in all four compounds if one uses the sheet resistance per CuO_2 plane, not per unit cell. After conversion to atomic units one finds that $\alpha = \pi \times 64 a_0^2 \times p^{-1}$, where $0 \leq p \leq 1$ is the doping, i.e. the number of holes per unit cell, not per CuO_2 plane.⁵⁸ We surmise on dimensional grounds that α should not depend on the doping, but instead on the 2-D carrier density ρ_{2D} . Using $p = \rho_{2D} \times \mathcal{A}$ where $\mathcal{A} \approx 53a_0^2$ is the cross-section of the unit cell in the cuprates' copper oxide plane, we arrive at $R_{xx}(B=0) = 0.30 \times \pi \times (\rho_{2D} A_{max})^{-1}$ and $R_{xx}(B) = 0.30 \times \pi \times 4\mu_B \times \rho_{2D}^{-1} B$, where $A_{max} = (4T)^{-1}$. This suggests that in these compounds the UV cutoff A_0 of the loop area distribution scales linearly with the inverse of the carrier density, i.e. $A_0 = (\epsilon \rho_{2D})^{-1}$, and that the resistance includes a dimensionless normalization factor $\mathcal{N} = 0.30 \times \epsilon \times \pi$. This normalization factor \mathcal{N} may reflect details of the Cooperon coherence mechanism and the UV and IR cutoffs. It also reflects the loop area distribution prior to coherence-induced repetitions, where we chose the most obvious normalization: 1 in atomic units, resulting in $\mathcal{N} = \pi$. Rounding the experimentally determined normalization factor $\mathcal{N} = 0.30 \times \epsilon \pi$ to ϵ , with a 6% difference that is close to Ref. 48's experimental error, obtains $R_{xx}(T) = (A_{max} \rho_{2D})^{-1}$ and $R_{xx}(B) = 4\mu_B \times \rho_{2D}^{-1} B$, where $A_{max} = (4T)^{-1}$. These formulas offer the possi-

bility of determining the charge carrier density directly from either the linear magnetoresistance or the linear in temperature resistance, without any speculation about the compound's chemistry or band structure.

The weak-field and small-temperature regimes.

These two regimes are distinct. Time reversal symmetry, combined with the presence of a fairly sharp (faster than power law) infrared cutoff A_{max} , requires a B^2 behavior at small fields, i.e. $\rho = \rho_0 + (B/B_0)^2$. This was found in Ref. 18 and confirmed by Ref. 19. In particular, Ref. 18 verified that $\rho = \rho_0 + (\mu_B B/T)^2/2$ in $\text{BaFe}_2(\text{As}_{1-x}\text{P}_x)_2$ and found a smooth form which interpolates between small and large fields: $\rho_0 + \sqrt{B^2 + T^2}$. This form does not give a general description of the small T limit because finite B does not impose a sharp cutoff on the integral $G_{xx}(B) = \int dA \exp(iAB) G_{xx}(A)$. Therefore the small T behavior may be sensitive to the tail of the loop area distribution $G_{xx}(A)$. In point of fact Ref. 18 saw a quadratic form in $\text{BaFe}_2(\text{As}_{1-x}\text{P}_x)_2$ which indicates that in this material $G_{xx}(A)$ decays slowly compared to the experimental values of B^{-1} , while Ref. 19 saw a linear form in $\text{La}_{2-x}\text{Sr}_x\text{CuO}_4$ indicating a sharper cutoff.

Systematic studies of the tail of $G_{xx}(A)$ throughout the high- T_c phase diagram are likely to be very illuminating. Such studies require only an increased attention to the magnetoconductance's sensitivity to small changes in B . Any sharp cutoff (faster than power law) at A_{max} will manifest in the magnetoconductance as fast ripples with period $2\pi/A_{max}$, which will be visible even at large fields. Using $A_{max} = (4T)^{-1}$, at $T = 0.1\text{K}$ the ripple period will be 1.87 Tesla.

Final Comments. If, as we have suggested, WAL is responsible for the bad metals' linear resistance, then translational symmetry is broken in these materials. As a consequence a diffuse (non-momentum-conserving) component should be seen in the single particle density of states and in excitation spectra such as ARPES, when analyzed as functions of momentum. This is in fact true in the cuprates and pnictides. In principle the scattering could be caused by anything that fluctuates at a time scale longer than the time $\tau = 4A$ required to go around a loop, which is three picoseconds for loops of area $A = (100 \text{ \AA})^2$. If the scattering source were truly static, then Universal Conductance Fluctuations should be seen in the magnetoconductance, and possibly individual phase coherent loops will be visible to STM experiments. UCFs have not been reported in bad metals, although very few studies of the bad metals' magnetoconductance have been performed. If UCFs cannot be found in bad metals, this would indicate that scattering is caused by time dependent fluctuations, like the fluctuating and glassy signals that have been observed in Refs. 49,50 using transport measurements and in Refs. 51,52 using muon spin relaxation.

Lastly we point out that, in our view, one of the most important aspects of the present work is its methodology, which focuses on geometric analysis of electron and hole

loops, and especially on the loop area distribution that can be obtained from Fourier transforms of magnetoconductance data. We have presented a non-perturbative framework for understanding fermion behavior that is completely independent of any assumptions about Fermi liquid physics and gives additional physical insight. We anticipate experiments focusing on the loop area distribution, with special attention to accessing large areas using carefully controlled small increments of the field, to removing leads effects, and to performing careful Fourier transforms. We also expect increased use of vector magnets and multi-dimensional Fourier transforms.

Acknowledgments

We gratefully acknowledge formative and stimulating discussions with S. Kettemann, Y. Li, C. Lin, X. Dai, V. Dobrosavljevic, H.-J. Lee, Q. Wu, T. Ohtsuki, J. Zaanen, T. Takimoto, K.-S. Kim, X. Wan, P. Niklowitz, S. Hayden, and G. Parisi. We also thank A. Leggett for correspondence, and especially A. Petrovic who discussed the manuscript during preparation. We acknowledge support from EPSRC grant EP/M011038/1.

Appendix A: Alternate Regularizations

We demonstrate in this appendix that reasonable regularizations of the Fourier transform of x^{-1} produce a logarithm, and vice versa. In our first example we perform the Fourier transform of x^{-1} .

$$\begin{aligned} \mathcal{A}(\gamma, x_0, k) &= \int_0^\infty dx \cos(kx) \exp(-\gamma x) \frac{1}{x + x_0} \\ &= \text{Re}(\exp(x_0(\gamma + ik))\Gamma(0, x_0(\gamma + ik))) \end{aligned} \quad (\text{A1})$$

$\mathcal{A}(\gamma = 0, x_0 = 1, k)$ is approximately logarithmic in the range $x = [0, 0.1] \times 2\pi$, as can be verified by plotting $\mathcal{A}(\gamma = 0, x_0 = 1, k)/\log(k)$.

Our second example again performs the Fourier transform of x^{-1} , but with a different UV cutoff.

$$\mathcal{B}(\gamma, x_0, k) = \int_0^\infty dx \cos(kx) \exp(-\gamma x) \frac{1}{\sqrt{1 + x^2/x_0^2}} \quad (\text{A2})$$

$\mathcal{B}(\gamma, x_0, k)$ can be integrated exactly, and includes Bessel, logarithmic, Struve, and hypergeometric functions. $\mathcal{B}(\gamma = 0, x_0 = 1, k)$ is approximately logarithmic in the range $x = [0, 0.1] \times 2\pi$.

Our third example performs the Fourier transform of $\log|x|$.

$$\begin{aligned} \mathcal{C}(\gamma, x_0, k, \nu) &= \int_0^\infty dx \cos(kx) \exp(-\gamma x) \log|1 + (x/x_0)^\nu| \end{aligned} \quad (\text{A3})$$

This integral can be performed analytically for many values of $\nu = 1, 3/2, 5/3, 7/4, 19/10, 2$, and is always proportional to k^{-1} plus corrections of order k at small k in the range $[0, 0.2]$. For $\nu = 3/2, 5/3, 7/4, 19/10$ it is written in terms of Meijer functions. The value of $k \times \mathcal{C}(\gamma = 0, x_0 = 1, k, \nu)$ at $k = 0$ is generally a rational fraction times π . For instance,

$$\begin{aligned} \mathcal{C}(\gamma, x_0, k, \nu = 1) &= \text{Re}(\omega^{-1} \exp(\omega x_0) \Gamma(0, \omega x_0)) \\ \omega &= -ik + \gamma. \end{aligned} \quad (\text{A4})$$

* Electronic address: vincent@sacksteder.com

- ¹ S. X. Zhang, R. D. McDonald, A. Shekhter, Z. X. Bi, Y. Li, Q. X. Jia, and S. T. Picraux, *Applied Physics Letters* **101**, 202403 (2012).
- ² W. Zhang, R. Yu, W. Feng, Y. Yao, H. Weng, X. Dai, and Z. Fang, *Phys. Rev. Lett.* **106**, 156808 (2011).
- ³ X. Wang, Y. Du, S. Dou, and C. Zhang, *Phys. Rev. Lett.* **108**, 266806 (2012).
- ⁴ J. Feng, Y. Pang, D. Wu, Z. Wang, H. Weng, J. Li, X. Dai, Z. Fang, Y. Shi, and L. Lu, *Phys. Rev. B* **92**, 081306 (2015).
- ⁵ F. Kisslinger, C. Ott, C. Heide, E. Kampert, B. Butz, E. Spiecker, S. Shallcross, and H. B. Weber, *Nature Physics* **11**, 650 (2015).
- ⁶ C. Zhang, C. Guo, H. Lu, X. Zhang, Z. Yuan, Z. Lin, J. Wang, and S. Jia, *Phys. Rev. B* **92**, 041203 (2015).
- ⁷ K. Wang, D. Graf, and C. Petrovic, *Phys. Rev. B* **89**, 125202 (2014).
- ⁸ X. Xu, W. H. Jiao, N. Zhou, Y. Guo, Y. K. Li, J. Dai, Z. Q. Lin, Y. J. Liu, Z. Zhu, X. Lu, et al., *Journal of Physics: Condensed Matter* **27**, 335701 (2015).

- ⁹ Y. Sun, S. Pyon, and T. Tamegai, *Phys. Rev. B* **93**, 104502 (2016).
- ¹⁰ Y. Tanabe, K. K. Huynh, S. Heguri, G. Mu, T. Urata, J. Xu, R. Nouchi, N. Mitoma, and K. Tanigaki, *Phys. Rev. B* **84**, 100508 (2011).
- ¹¹ D. Bhoi, P. Mandal, P. Choudhury, S. Pandya, and V. Ganesan, *Applied Physics Letters* **98**, 172105 (2011).
- ¹² J. Fenton and A. J. Schofield, *Phys. Rev. Lett.* **95**, 247201 (2005).
- ¹³ A. E. Koshelev, *Phys. Rev. B* **88**, 060412 (2013).
- ¹⁴ A. A. Abrikosov, *Phys. Rev. B* **58**, 2788 (1998).
- ¹⁵ T. Khouri, U. Zeitler, C. Reichl, W. Wegscheider, N. E. Hussey, S. Wiedmann, and J. C. Maan, *Phys. Rev. Lett.* **117**, 256601 (2016).
- ¹⁶ M. M. Parish and P. B. Littlewood, *Nature* **426**, 162 (2003).
- ¹⁷ N. E. Hussey, K. Takenaka, and H. Takagi, *Philosophical Magazine* **84**, 2847 (2004).
- ¹⁸ I. M. Hayes, R. D. McDonald, N. P. Breznay, T. Helm, P. J. Moll, M. Wartenbe, A. Shekhter, and J. G. Analytis,

- Nature Physics **12**, 916 (2016).
- ¹⁹ P. Giraldo-Gallo, J. A. Galvis, Z. Stegen, K. A. Modic, F. F. Balakirev, J. B. Betts, X. Lian, C. Moir, S. C. Riggs, J. Wu, et al., arXiv preprint arXiv:1705.05806 (2017).
 - ²⁰ R. Kumar, S. Singh, and S. Nair, arXiv preprint arXiv:1801.03768 (2018).
 - ²¹ K. G. Wilson, Phys. Rev. D **10**, 2445 (1974).
 - ²² R. P. Feynman, Phys. Rev. **80**, 440 (1950).
 - ²³ A. Ashtekar and C. Rovelli, Classical and Quantum Gravity **9**, 1121 (1992).
 - ²⁴ B. Laikhtman and E. L. Altshuler, Annals of Physics **232**, 332 (1994).
 - ²⁵ L. Onsager, The London, Edinburgh, and Dublin Philosophical Magazine and Journal of Science **43**, 1006 (1952).
 - ²⁶ B. L. Altshuler, A. G. Aronov, and B. Z. Spivak, JETP Lett. **33**, 94 (1981).
 - ²⁷ V. E. Sacksteder and Q. Wu, Phys. Rev. B **94**, 205424 (2016).
 - ²⁸ S. Hikami, A. I. Larkin, and Y. Nagaoka, Progress of Theoretical Physics **63**, 707 (1980).
 - ²⁹ B. L. Altshuler and A. G. Aronov, JETP Lett., **33**, 499 (1981).
 - ³⁰ V. K. Dugaev and D. E. Khmelnitskii, Sov. Phys. JETP **59**, 1038 (1984).
 - ³¹ G. Bergmann, Phys. Rev. B **39**, 11280 (1989).
 - ³² O. E. Raichev and P. Vasilopoulos, Journal of Physics: Condensed Matter **12**, 589 (2000).
 - ³³ J. S. Meyer, A. Altland, and B. L. Altshuler, Phys. Rev. Lett. **89**, 206601 (2002).
 - ³⁴ I. Garate and L. Glazman, Phys. Rev. B **86**, 035422 (2012).
 - ³⁵ C. W. J. Beenakker and H. van Houten, Phys. Rev. B **38**, 3232 (1988).
 - ³⁶ C. J. Lin, X. Y. He, J. Liao, X. X. Wang, V. S. IV, W. M. Yang, T. Guan, Q. M. Zhang, L. Gu, G. Y. Zhang, et al., Phys. Rev. B **88**, 041307 (2013).
 - ³⁷ V. E. Sacksteder, K. B. Arnardottir, S. Kettemann, and I. A. Shelykh, Phys. Rev. B **90**, 235148 (2014).
 - ³⁸ Q. Wu and V. E. Sacksteder, Phys. Rev. B **90**, 045408 (2014).
 - ³⁹ K. Nomura, M. Koshino, and S. Ryu, Phys. Rev. Lett. **99**, 146806 (2007).
 - ⁴⁰ J. H. Bardarson, J. Tworzydło, P. W. Brouwer, and C. W. J. Beenakker, Phys. Rev. Lett. **99**, 106801 (2007).
 - ⁴¹ C. H. Lewenkopf, E. R. Mucciolo, and A. H. Castro Neto, Phys. Rev. B **77**, 081410 (2008).
 - ⁴² D. V. Baxter, R. Richter, M. L. Trudeau, R. W. Cochrane, and J. O. Strom-Olsen, Journal de Physique **50**, 1673 (1989).
 - ⁴³ L. Oroszlány, P. Rakytá, A. Kormányos, C. J. Lambert, and J. Cserti, Phys. Rev. B **77**, 081403 (2008).
 - ⁴⁴ T. K. Ghosh, A. De Martino, W. Häusler, L. Dell’Anna, and R. Egger, Phys. Rev. B **77**, 081404 (2008).
 - ⁴⁵ J. R. Williams and C. M. Marcus, Phys. Rev. Lett. **107**, 046602 (2011).
 - ⁴⁶ K. Fujita, C. K. Kim, I. Lee, J. Lee, M. H. Hamidian, I. A. Firmo, S. Mukhopadhyay, H. Eisaki, S. Uchida, M. J. Lawler, et al., Science **344**, 612 (2014).
 - ⁴⁷ Q. Wu, L. Du, and V. E. Sacksteder, Phys. Rev. B **88**, 045429 (2013).
 - ⁴⁸ N. Barišić, M. K. Chan, Y. Li, G. Yu, X. Zhao, M. Dressel, A. Smontara, and M. Greven, Proceedings of the National Academy of Sciences **110**, 12235 (2013).
 - ⁴⁹ I. Raičević, J. Jaroszyński, D. Popović, C. Panagopoulos, and T. Sasagawa, Phys. Rev. Lett. **101**, 177004 (2008).
 - ⁵⁰ G. R. Jelbert, T. Sasagawa, J. D. Fletcher, T. Park, J. D. Thompson, and C. Panagopoulos, Phys. Rev. B **78**, 132513 (2008).
 - ⁵¹ C. Panagopoulos, A. P. Petrovic, A. D. Hillier, J. L. Tallon, C. A. Scott, and B. D. Rainford, Phys. Rev. B **69**, 144510 (2004).
 - ⁵² J. Zhang, Z. Ding, C. Tan, K. Huang, O. O. Bernal, P.-C. Ho, G. D. Morris, A. D. Hillier, P. K. Biswas, S. P. Cottrell, et al., Science Advances **4**, eaao5235 (2018).
 - ⁵³ G. P. Mikitik and Y. V. Sharlai, Phys. Rev. Lett. **82**, 2147 (1999).
 - ⁵⁴ N. Nagaosa and P. A. Lee, Phys. Rev. Lett. **64**, 2450 (1990).
 - ⁵⁵ A. J. Leggett, *Quantum liquids: Bose condensation and Cooper pairing in condensed-matter systems* (Oxford University Press, 2006).
 - ⁵⁶ In the systems of interest here the spin relaxation length is short and therefore the spin triplet component of the single particle density does not contribute to transport. When this is not the case it will be useful to extend the geometric analysis advocated here to a special relativistic formulation where electron/hole loops extend both in time and position (4 dimensions), loop areas $A^{\mu\nu}$ have six components (three rotations and three boosts), the conjugate to area is the electromagnetic tensor $F^{\mu\nu}$ which contains both \vec{B} and \vec{E} , and the physical observables are $\mathcal{O}_i(F^{\mu\nu})$ and $\mathcal{O}_i(A_{\mu\nu})$. This extension allows seamless treatment of the spin degree of freedom, and its $(2 + 1)$ dimensional version is natural for analysis of Hall bar experiments.
 - ⁵⁷ A slightly different result $\cos(A/NA^F)$ obtains for the N -th Landau level of Dirac fermions.⁵³
 - ⁵⁸ Up to the multiplicative constant, this formula $R \propto T/p$ is the same as Ref. 54’s RVB result. See also Ref. 55 for discussion of the resistance per CuO_2 plane.