

# Red Giant evolution in Modified Gravity

Sh. Najafi,<sup>a,1</sup> M. T. Mirtorabi,<sup>a,1</sup> Z. Ansari,<sup>a</sup> and D. F. Mota<sup>b</sup>

<sup>a</sup>Alzahra University,  
Tehran Province, Tehran, Vanak Village Street, Iran

<sup>b</sup>Institute of Theoretical Astrophysics,  
University of Oslo, 0315 Oslo, Norway

E-mail: [sh.najafi@alzahra.ac.ir](mailto:sh.najafi@alzahra.ac.ir), [torabi@alzahra.ac.ir](mailto:torabi@alzahra.ac.ir),  
[za.ansari@student.alzahra.ac.ir](mailto:za.ansari@student.alzahra.ac.ir), [d.f.mota@astro.uio.no](mailto:d.f.mota@astro.uio.no)

**Abstract.** In this paper, we study the chameleon profile in inhomogeneous density distributions and find that the fifth force is weaker from what expected in homogeneous density distributions. Also, we check the validity of quasi-static approximation for the chameleon scalar field in the astrophysical time scales. We have investigated the rolling down behavior of the scalar field on its effective potential inside a one solar mass red giant star by using MESA code. We have found that the scalar field is fast enough to follow the minimum of the potential. This adiabatic behavior reduces the fifth force and extends the screened regions to lower densities where the field has smaller mass and was expected to be unscreened. As a consequence the star evolution is similar to what expected from standard general relativity. In addition, considering the stability of star, an approximate constraint on the coupling constant  $\beta$  is found.

**Keywords:** modified gravity, stars, hydrodynamical simulations.

**ArXiv ePrint:** [1802.04001](https://arxiv.org/abs/1802.04001)

---

<sup>1</sup>Corresponding author.

---

## Contents

<b>1</b>	<b>Introduction</b>	<b>1</b>
<b>2</b>	<b>Field profile in homogeneous and inhomogeneous density distributions</b>	<b>2</b>
2.1	Field profile in homogeneous density distributions	2
2.2	Field profile in inhomogeneous distributions	3
<b>3</b>	<b>Realistic model</b>	<b>5</b>
3.1	Chameleon Scalar field with Ratra-Peebles potential	5
3.2	Hydrostatic Equilibrium equation in scalar-tensor theories	6
3.3	Attractor Solution	7
<b>4</b>	<b>Constraining Chameleon Model</b>	<b>8</b>
<b>5</b>	<b>Discussion</b>	<b>9</b>

---

## 1 Introduction

Consistency of General Relativity (GR) with observation in cosmological scales requires existence of some exotic type of fluids with no known interaction with normal matter [1]. With no observational gravity-independent-evidence for the dark sector, alternatives to Einstein's gravity are being put forward as a possible explanation to the Universe acceleration and as alternatives to a dark matter component as well. These are generally called theories of modified gravity [2–12]. The simplest modified gravity (MG) theories are based on imposing an extra scalar degree of freedom which might be screened in small scales since GR is well tested in solar system. Among screening mechanisms, chameleon implements a massive scalar field, conformally coupled to metric of the universe. The mass of scalar field depends on local density of non relativistic matter. In high density environments the field acquires high mass and experiences Yukawa depression and standard GR is restored [13].

Although in small scales screening prohibits any observational search for evidence of GR modification, there has been hopes that in astrophysical scales there might be unscreened regions where extra scalar field acquires gradient and the resulting fifth force could affect stellar evolution [14]–[17]. In [18] and [19], the modified gravity effect on main sequence and red giant branch stars in chameleon models is considered. It is shown that stars are more brighter and hotter in MG compared to GR. Using extrasolar planet datum, new constraints in the parameter space of chameleon and symmetron models are found in [20]. In [21], the chandrasekhar mass limit in Starobinsky  $f(R)$  model is studied and found that depending on the modified gravity parameter, the limiting mass of white dwarf can be so much smaller or greater than GR which make it possible to explain super-SNIa and sub-SNIa under unified description. The period of stellar oscillation in chameleon model is studied in [22]. The measurement of TRGB luminosity and Cepheid P-L relation within screened and unscreened galaxies is considered as a test of modified gravity in [23]. A new method for constraining parameter space of chameleon model is introduced in [24] taking the differences between gaseous and stellar rotation curves of isolated Dwarf galaxies. Current bounds on parameter

space of chameleon and symmetron models from astrophysical, solar system and laboratory tests are presented in a single parametrization in review paper [25].

The aim of this work is to find a more accurate implementation of modified gravity on stellar evolution. In previous investigations the equation of motion for the scalar field in and outside of a spherically symmetric star has been solved by considering quasi-static limit [18]. It is assumed that deep inside the star, density is high enough to put the scalar field on the minimum of the effective potential. Depending on density distribution, it is possible to have screened star where field gradient is limited to the difference between minimums inside and outside of the star (Thin shell). This assumption might be realistic mainly in main sequence phase since the star does not alter its density distribution significantly. but at the end of main sequence where the star extends its atmosphere and develops low density regions the field might not be able to reach new minimum by assuming quasi-static approximation. Therefore there would be screening radius beyond which the star is unscreened. Because of this unscreened region the stellar evolution might be different from general relativity significantly.

In this paper first we study the static field profile in homogeneous and inhomogeneous density distributions then by direct comparison of scalar field evolution time scale with dynamical time scale of stellar evolution produced by MESA code, we check that whether the adiabatic assumption that the scalar field quickly rolls down to its new potential minimum as long as the atmosphere of the star extends and develops spherical shell with lower densities. This will lead us to an attractor solution where the value of the field can be obtained directly from local density of the spherical shell. Then density profile of the outer atmosphere will resemble the field gradient or evolving fifth force which can have impact on further stellar evolution. In the third part we have studied the stability of non-relativistic star numerically in order to constrain the coupling constant.

## 2 Field profile in homogeneous and inhomogeneous density distributions

### 2.1 Field profile in homogeneous density distributions

The chameleon field profile inside and outside of a spherical body with homogeneous density  $\rho_c$  immersed in a homogeneous background density  $\rho_G$  was derived by Justin Khoury and Amanda Weltman in their pioneering paper [13], which introduced chameleon to community. They used static equation of motion

$$\frac{\partial^2 \phi}{\partial r^2} + \frac{2}{r} \frac{\partial \phi}{\partial r} = \frac{\partial V}{\partial \phi} + \frac{\beta}{M_P} \rho(r) \quad (2.1)$$

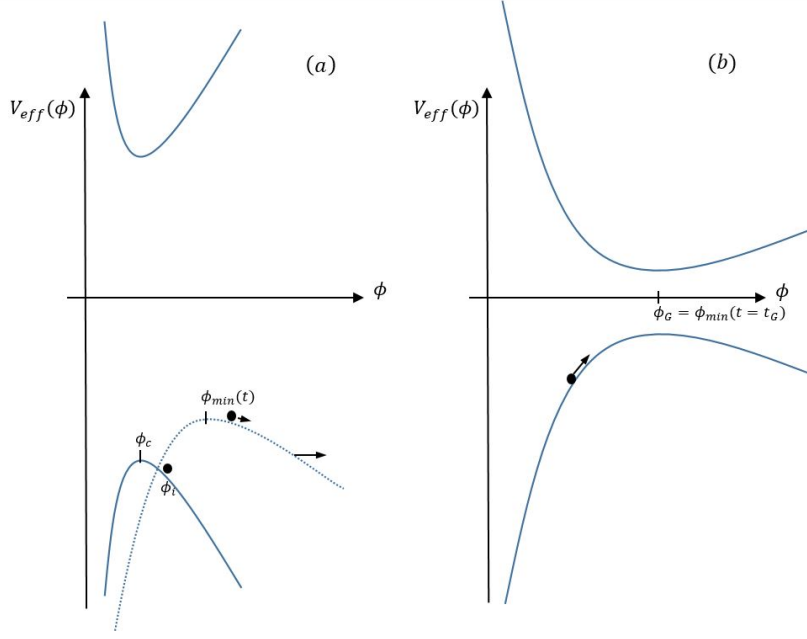
and try to solve the equation for a homogeneous density profile such that

$$\rho(r) = \begin{cases} \rho_c & r < R, \\ \rho_G & r > R. \end{cases}$$

where  $R$  is radius of spherical body. The potential  $V(\phi)$  is assumed to be of the run away form in such a way that the combined effective potential

$$V_{eff} = V(\phi) + \frac{\beta}{M_P} \rho \phi. \quad (2.2)$$

acquires an absolute minimum which induces a mass to the field depends on local environments. To give an intuition of  $\phi(r)$  behavior they convert the boundary value problem, to



**Figure 1.** Solution of static field equation is the same as rolling down of a particle in an inverted potential initiated from rest at  $\phi_i$ , (a, solid curve). In non homogeneous densities the particle rolls down in an evolving hill where its top moves to the right (a, dotted curve). At the end the hill has overtaken the particle where it must clime up the hill. Both hilltop and particle must meet at  $t = t_G$  in  $r = r_G$  which is equivalent to  $\phi = \phi_G$  (b).

a dynamical problem of motion of a particle by assuming  $r$  as time and  $\phi$  as position of the particle moving in a potential  $-V_{eff}$  and suffering from a dissipative (drag) force  $\frac{-2}{t} \frac{dr}{dt}$ . By the way the potential is time dependent since  $\rho(r)$  is  $r$  dependent. As figure 1a shows the dynamical problem resembles rolling down of the particle from a hill. The hilltop is characterized by minimum of the potential at center of sphere,  $\phi_c$  which is constant up to  $t = t_R (r = R)$ . Spherical symmetry imposes a boundary condition  $\frac{d\phi}{dr} = 0$  at center which might be translated as the particle is initially at rest in  $t = t_i = 0$ . In early times the drag force is huge and the particle must be frozen in its initial position ( $r_i \equiv \phi_i$ ). As the time goes on the drag force reduces and the particle starts to accelerate and gain kinetic energy in response to driving force  $-\frac{dV_{eff}}{d\phi}$ . At  $t = t_R$  the potential suddenly changes shape and moves to the right such that the particle finds itself now in a clime up path where it must lose energy to get to the top of the hill figure 1b. Since chameleon is assumed to be relaxed in its minimum potential in cosmological scale ( $\phi_{r=r_G} = \phi_G$ ) the particle must attain to the top of the inverted potential at  $t = t_G$ , with zero velocity. Then the problem is finding appropriate  $r_i \equiv \phi_i$  where energy gained during  $t < t_R$  is exactly equal to energy lost during  $t_R < t < t_G$ .

## 2.2 Field profile in inhomogeneous distributions

In a homogeneous body the particle which resembles field value will accelerate from rest as long as  $t < t_R$  which means the chameleon field must deviate from its potential minimum  $\phi_c$  which is constant inside the body. In thin shell approximation where  $\phi_i - \phi_c \ll \phi_c$ ,  $\phi$  stays approximately equal to  $\phi_c$  up to a very thin shell close to body surface where field starts to acquire gradient and fifth force is active. At  $t = t_R$  the minimum at  $\phi_c$  disappears and a new

minimum reappears at  $\phi_G$  ( $\phi_G \gg \phi_c$ ). After this the particle decelerates until finally stop at top of the inverted minimum.

In a non homogeneous body, minimum of potential depends on local density, we denote it by  $\phi_{min}(r)$ . Since regularly in astrophysical objects  $\frac{d\rho}{dr} < 0$ , we expect that  $\phi_{min}(r)$  increases with  $r$ . This means the inverted potential maximum (the hilltop) migrates to the right in figure 1 (dotted curve). The dynamical problem here is the same as previous one except that as the particle rolls down the hill, The hilltop transfers to the right. Both the particle and hilltop must arrive at rest in  $\phi_G$  at the same time with zero velocity (both field and density are homogeneous in cosmological scales). On the ground of what we understand from nature of dynamical problem we can deduce these relations between  $\phi_c$ ,  $\phi_i$  and  $\phi_{min}(r)$ .

- $\phi_i > \phi_c$ :

This is obvious since for  $\phi_i < \phi_c$  the particle would be in left of the hilltop and rolls down to lower value of the field. Because  $\phi_{min}(r)$  transfers to right with time the particle never reaches to  $\phi_G$  at  $t_G$  except than  $\phi_i > \phi_c$ .

- $\delta \equiv (\phi_r - \phi_{min}) \rightarrow 0$  at least in early times (inside the star):

Cosmological homogeneity requires

$$\left. \frac{d\phi_{min}}{dr} \right|_{\phi=\phi_G} = \left. \frac{d\phi}{dr} \right|_{\phi=\phi_G} = 0. \quad (2.3)$$

This means both hilltop and particle must arrive at  $\phi_G$  with zero velocity. Then the particle must experience a phase of deceleration before reaching  $\phi_G$ . This is not possible except that the particle shifts to the left of the hilltop some where in between. This requires that inside the star we must have  $\frac{d\phi_{min}}{dr} > \frac{d\phi}{dr}$ ; the particle moves slower than the hilltop and  $\phi(r)$  lives more closer to its minimum than the homogeneous case. There is a point that the field is exactly in its minimum. This is completely in opposite to what we had in homogeneous sphere. There, since  $\phi_c$  was fixed and particle rolls down, the field was deviating more and more from  $\phi_c$ . Here  $\phi_{min}(r)$  starts the race with lower value ( $\phi_c$ ) than the field ( $\phi_i$ ) but it has to overtake the field before reaching  $\phi_G$  at the end; then it has to approach to  $\phi(r)$  and passes through it.

- $\delta$  is directly related to  $\frac{d\rho(r)}{dr}$ :

A smooth density variation is correspond to a slow motion of  $\phi_{min}(r)$  to the right. Since  $\phi_{min}(r)$  must overtake  $\phi(r)$  before ending the course,  $\phi(r)$  must stay close to the hilltop and experience less driving force and acquire smaller velocity to let  $\phi_{min}$  (hilltop) to arrive to the  $\phi_G$  before it. This indicates lower  $\frac{d\rho(r)}{dr}$  is correspond to lower  $\delta$ .

Up to now we have ignored the effect of drag force  $\frac{2}{r} \frac{d\phi}{dr}$ . Following the line of reasoning given in this note it is clear that this drag will force  $\phi(r)$  closer to  $\phi_{min}(r)$ . The drag force keeps the particle frozen in very early times and reduces  $\delta$  since  $\phi_{min}(r)$  moves to the right and experiences no dragging. This just reduces  $\delta$  and never inverts it, because as we stated in first item above,  $\phi_{min}(r)$  can not exceed  $\phi(r)$  in very early times since the particle must acquire enough kinetic energy to clime up the hill at the end of the course.

To draw a conclusion we can deduce that by following the Khoury and Weltman approach in static structures, the field profile in inhomogeneous density distribution which is somehow a more realistic case is different from homogeneous distribution in a way that the field is approaching to its minimum as density decreases towards surface of the structure. We should note that this does not mean that the whole star might be screened. Variable density will induce variable  $\phi_{min}(r)$  which imprints a gradient on  $\phi(r)$  between the layers and makes the whole star unscreened. But we have shown that this fifth force is weaker than what peoples deduce from homogeneous assumption. Since it is restricted to the differences between the minimums in whole the structure.

### 3 Realistic model

In order to study the stellar evolution we have used MESA code. Modules for Experiments in Stellar Astrophysics, MESA is a 1D stellar evolution module for simulation of stars from pre-main sequence to the final stages. MESA solves the fully coupled stellar structure equations [29].

Since the equations in MESA are all arranged in cgs units, it is necessary to convert field equations from natural units to cgs. The starting point is the action, which has the dimension  $ML^2T^{-1}$ .

$$S[ML^2/T] = \int d^4x \sqrt{-g} \left( \frac{M_P^2}{2} R - \frac{1}{2} \partial_\mu \tilde{\phi} \partial_\nu \tilde{\phi} g^{\mu\nu} - V(\tilde{\phi}) \right),$$

where the metric is dimensionless,  $R$ ,  $d^4x$  and  $\partial_\mu$  have the dimensions  $L^{-2}$ ,  $L^4$  and  $L^{-1}$  respectively. Thus  $M_P^2$  must turn to  $M_P^2 = \frac{c^3}{8\pi G}$  with the dimension  $\frac{M}{T}$ . The scalar field dimension can be found by the kinetic term  $K = \int d^4x \sqrt{-g} (-\frac{1}{2} \partial_\mu \tilde{\phi} \partial_\nu \tilde{\phi} g^{\mu\nu})$  in the action

$$K[ML^2/T] = \frac{L^4 \tilde{\phi}^2}{L^2}.$$

Therefore,  $\tilde{\phi}$  has the dimension  $M^{\frac{1}{2}} T^{\frac{-1}{2}}$  as  $M_P$  or we can make it dimensionless by introducing a new scalar field  $\phi = \frac{\tilde{\phi}}{M_P}$ . Returning to the lagrangian, the scalar potential  $V(\tilde{\phi})$  must have the dimension  $ML^{-2}T^{-1}$ .

#### 3.1 Chameleon Scalar field with Ratra-Peebles potential

The scalar-tensor action for the chameleon field in the Einstein frame is given by

$$S = \int d^4x \sqrt{-g} \left( \frac{M_P^2}{2} R - \frac{M_P^2}{2} \partial_\mu \phi \partial_\nu \phi g^{\mu\nu} - V(\phi) \right) + S_m(g_{\mu\nu} A^2(\phi), \psi_i), \quad (3.1)$$

where  $A(\phi)$  is coupling function. The scalar field equation of motion can be found by the variation of the lagrangian with respect to the field  $\phi$ . Therefore we have

$$M_P^2 \square \phi = \frac{\partial V}{\partial \phi} - \frac{T_m}{c} \frac{A_{,\phi}}{A}, \quad (3.2)$$

where the self-interaction potential is of the form  $V(\phi) = M^{4+n} \phi^{-n} M_P^{-n}$  and the coupling function  $A(\phi) = e^{\beta \phi}$ , with  $\beta = \frac{A_{,\phi}}{A}$ , which can be approximated by the linear form  $A(\phi) \simeq 1 + \beta \phi$  where  $\beta$  denotes the coupling to matter. Assuming the major component of the matter

is non relativistic then  $T_m = -\rho c^2$ , where  $\rho$  is the conserved mass density in the Einstein frame and the field equation of motion turns to be

$$\square\phi = \frac{1}{M_P^2} \frac{\partial V}{\partial \phi} + \frac{\beta \rho c}{M_P^2}, \quad (3.3)$$

Comparing This equation of motion with standard massive Klein Gordon equation of motion we can introduce an effective potential

$$V_{eff} = \frac{1}{M_P^2} V(\phi) + \frac{\rho c}{M_P^2} (1 + \beta \phi). \quad (3.4)$$

This effective potential has an absolute minimum that is related to local density of matter which we denote it by  $\phi_{min}$

$$\phi_{min} = \left( \frac{n M^{4+n}}{M_P^n \rho \beta c} \right)^{\frac{1}{1+n}}. \quad (3.5)$$

small oscillations around this minimum induce a mass to the scalar field which is the key factor in field interaction with the environment to reproduce screening behavior. The squared mass can be calculated from value of second derivative of effective potential at its minimum which is of the form

$$m_{eff}^2 = \frac{\partial^2 V_{eff}}{\partial \phi^2} \big|_{\phi_{min}} = \frac{n(n+1)M^{4+n}}{M_P^{n+2} \phi_{min}^{n+2}}. \quad (3.6)$$

In addition, it is possible to constrain the constant  $M$  by requiring that the transition from deceleration to acceleration of the expanding universe must be consistent with our  $\Lambda$  dominated era [27]. Although tests of general relativity in the solar system would exclude the corresponding parameter space but in order to find significant deviations for the steady chameleon scalar field <sup>1</sup> in astrophysical scales we have focused on greater values of the constant taken from cosmology. It's order of magnitude for different values of  $n$  can be found using the following relation [30],[31]

$$\log M [GEV] \approx \frac{19n - 47}{4 + n} \quad (3.7)$$

Also, there are two cosmological attractor solutions for the quintessence scalar field with inverse power law potential to follow the behavior of the dominant constitute of the universe: a tracking solution (with  $\omega_\phi = -1 + \frac{n}{n+2}$ ,  $\Omega_\phi \ll 1$ ) in radiation dominated and matter dominated eras and a dark energy dominated attractor (with  $\omega_\phi \rightarrow -1$ ,  $\Omega_\phi = 1$ ). A numerical analysis shows that the bound  $\omega_\phi < -0.7$  today, can be satisfied for  $n \leq 2$  [28].

### 3.2 Hydrostatic Equilibrium equation in scalar-tensor theories

The effect of fifth force in modified gravity theories can be added to the Hydro Static Equilibrium (HSE) equation of the star by introducing the scalar field radial acceleration  $g_\phi$ . The hydrostatic equilibrium equation of a star is given by

$$-\frac{1}{\rho} \frac{dP}{dr} + g_{eff} = 0, \quad (3.8)$$

---

<sup>1</sup>By steady chameleon scalar field we mean the scalar field (1) which follows the minimum of the effective potential in each layer in inhomogeneous density distribution. (2) it is not explicitly time-dependent  $\frac{\partial \phi}{\partial t} = 0$  but has time evolution because of time-dependent density profile. (3) In Section 3.3 it is shown that this scalar field is fast enough to follow the minimum during RGB evolution timescale.

where  $g_{eff}$  is combination of scalar and Newtonian radial accelerations ( $g_{eff} = g_\phi + g_N$ ). In order to find  $g_\phi$  in cgs units we implement conservation of energy momentum tensor. In conformal scalar-tensor theories, the energy-momentum tensor is not conserved in the Einstein frame which is given by

$$\nabla_\mu T^{\mu\nu} = \beta(\phi) T_m \nabla^\nu \phi. \quad (3.9)$$

In weak field limit, the conservation equation is reduced to non relativistic geodesic equation

$$(\rho)(\ddot{x}^a + \Gamma_{bc}^a \dot{x}^b \dot{x}^c) = \beta(\phi)(-\rho c^2) \nabla^a \phi, \quad (3.10)$$

and finally revealed the form of extra fifth force in Newton second law

$$\frac{d^2 x^i}{dt^2} = -\nabla \Phi - \beta c^2 \nabla \phi. \quad (3.11)$$

where  $g_N = -\nabla \Phi$  and  $\Phi$  is the Newtonian gravitational potential and the last term on the right side of the equation is considered as the scalar field radial acceleration  $g_\phi$ . Therefore, the HSE equation in the Eulerian framework is

$$\frac{dP}{dr} = -\rho \left( \frac{GM_r}{r^2} + \beta c^2 \nabla \phi \right), \quad (3.12)$$

and in the Lagrangian framework

$$\frac{dP}{dm} = - \left( \frac{GM_r}{4\pi r^4} + \rho \beta c^2 \frac{d\phi}{dm} \right). \quad (3.13)$$

where both sides have the dimension of  $L^{-1}T^{-2}$  in cgs units.

### 3.3 Attractor Solution

When a normal star leaves its main sequence stage its unstable core contracts and releases huge amount of gravitational and nuclear energy. This energy expands outer atmosphere of the star and makes a red giant. In our modified gravity theory this evolution must shift the minimum of the effective potential to the higher values of the scalar field. If we assume that the field sits in its potential minimum in the main sequence stage the question is "how fast is the scalar field to roll down to the new potential minimum?" or "Is it reasonable to assume that in evolution from main sequence to giant the scalar field is always relaxed in its potential minimum since the rolling down occurs in a faster rate with respect to the stellar evolution?"

The response time  $t_\phi$ , for the chameleon is determined by the period of oscillation about the minimum which is equal to  $(m_{eff}c)^{-1}$  [26]. Time scale of stellar evolution is given by free fall time  $t_{ast}$ , where for a star with average density  $\rho$  it could estimated to be  $t_{ast} = (G\rho)^{-\frac{1}{2}}$ . In this paper we focus on the RGB phase and it is assumed that the scalar field has relaxed to the minimum of the effective potential during the long period of main sequence phase. To explore the effect of modified gravity, the HSE equation of MESA code has been changed according to section 3.2. To estimate  $t_{ast}$  we used MESA time steps instead of free fall time; for the scalar field to follow the minimum, the attractor condition  $t_\phi << t_{ast}$  must be satisfied.

To gain some insight into order of  $t_\phi$  and  $t_{ast}$  in the different stage of stellar evolution, we have simulated a one solar mass star with metallicity  $Z = 0.02$ , mixing parameter  $\alpha = 2$ , Reimers and Blockers mass loss parameters  $\eta_R = 0.5$ ,  $\eta_B = 0.1$ , which is governed by a chameleon modified gravity model with  $n = 1$ ,  $M \simeq 2.5118 \times 10^{-6}(GeV)$  and  $\beta = 1/\sqrt{6}$



from pre main sequence phase until Tip of the Red Giant Branch (TRGB). We have explored three different epochs in the stellar evolution to investigate the attractor condition: i) early in the RGB phase, ii) in the middle of the RGB evolutionary track and iii) at the TRGB. The ratio between chameleon evolution and star evolution time scales ( $\frac{t_\phi}{t_{ast}}$ ) as a function of star's radius for three mentioned epochs are shown in figure 2.

It is obvious from the plots that  $\frac{t_\phi}{t_{ast}}$  is less than unity in the RGB phase. It implies that the oscillation of the scalar field around the effective potential is fast enough compared to the stellar evolution, to consider the scalar field in the minimum of the effective potential on average. Therefore, it is legitimate to impose the condition that the field is relaxing in the minimum during whole RGB phase. By the way it would be easy to calculate the fifth force inside the red giant. The extra force term in hydrostatic equilibrium Eqs (3.12), (3.13) can be calculated from gradient of density inside the star. To see how this fifth force, extracted from an attractor solution can affect the red giant phase of stellar evolution, we modified HSE equation inside the MESA and run it for a one solar mass star to see the difference in evolution in presence of steady chameleon field.

Figure 3 shows the result. It seems that modified gravity effect is negligible during the red giant phase due to weak fifth force probably result in from small gradient in density inside the RGB considering steady chameleon scalar field. This is in contradiction with the quasi-static approximation considered in paper [18], Chang and Hui. Where there is an unscreened mantle in the exterior envelope of the RGB star and the effect of fifth force is noticeable there. Therefore comparing our result for  $\beta = \frac{1}{\sqrt{6}}$  with Figure 3 of the paper [18], insignificant deviations appear in the evolutionary track of RGB star in the HR diagram from the GR one.

## 4 Constraining Chameleon Model

In this section, we will study the stability of non relativistic stars in the presence of chameleon scalar field relaxed on it's potential minimum, as a test of modified gravity and also try to constrain the coupling constant  $\beta$  by tracing evolution of a one solar mass RGB star using MESA. To do so, we increase  $\beta$  in the code and check if it can make the star unstable so the evolution of the star deviates significantly from the typical GR track or if the TRGB temperature changes to the values which are out of the observed range. Figure 4 shows the HR diagram for different coupling constants. It is obvious that by increasing  $\beta$ , the evolutionary track deviates more from the typical GR track ( $\beta = 0$ ) and for about  $\beta \gtrsim 150$  it seems that there are some instabilities inside the star. As  $\beta$  increases, instabilities in the evolutionary track increase in such a way that the star leaves the standard track and finally the code failed to converge and terminates for  $\beta = 450, 500$ , Figure 5 (top plot).

The question then arises: whether this is a real, physical instability in the evolutionary track of the star or it is induced by numerical instability in the code. In order to answer this question we changed the spatial and temporal resolution in MESA code for  $\beta = 450$  and  $\beta = 500$  by changing "mesh-delta-coeff" and "varcontrol-target". These parameters adjust the resolution according to maximum allowed changes in structural quantities from cell to cell or in a time step in MESA code. The results in Figure 5 (Bottom plot) shows that the instability at the end of RGB phase for  $\beta = 450$  decreases by changing the resolution and the star continues it's evolution on the horizontal branch. Therefore, it seems that by changing resolution, it might be possible to resolve the instability and find out the actual effect of fifth force on the stellar evolution. So, next step was running MESA and finding

the resolution for which larger  $\beta$ s could converge with less numerical instability. It was done for  $\beta = 500, 600, 700, 800, 900, 1000$ . We have chosen  $\text{varcontrol-target} = 10^{-4}, 10^{-3}, 10^{-2}, 10^{-1}$  with  $\text{mesh-delta-coeff} = 1, 0.5, 1, 0.7$  and also  $\text{varcontrol-target} = 10^{-4}$ ,  $\text{mesh-delta-coeff} = 0.5, 0.009$ . For  $\beta = 500$  we found that still there are some instabilities in the evolutionary track which are shown in Figure 6 for some resolutions. Moreover,  $\beta = 600$  converged for the resolutions mentioned in Figure 7, it is clear that changing the resolution does not eliminate the instability.

Also, in the most stable form of the code for  $\beta = 700, 800$ , we found just one resolution for convergence of the code, Figure 8. By comparing the plots for different coupling constants it can be understood that by increasing  $\beta$  indeed the instability increases in the plots. It should be noted that  $\beta < 400$  converged for all the resolutions mentioned above. Moreover, no resolution found that makes bigger values of  $\beta (> 800)$  converging from pre main sequence. A schematic view of the convergence range of the code for different choices of resolution and coupling constant is represented in Figure 9. It can be understood that, the convergence range is getting more limited by increasing  $\beta$  which is an evidence for the growth of instability.

In addition, in order to check how the results are sensitive to mass loss and mixing length we have changed these parameters in MESA code for  $\beta = 500$ . According to Figure 10 changing these parameters can not remove the instability.

It might be reasonable to explain the instability according to RGB density distribution. The surface density profiles of RGB star are shown in Figures 11 and 12 for  $\beta = \frac{1}{\sqrt{6}}$  and  $\beta = 800$  respectively. As it is clear there are some bumps in density distribution in outer envelope of star. The chameleon fifth force is sensitive to density gradient thus the bumps can cause an attractive or repulsive fifth force with rapid oscillations. By increasing  $\beta$ , it is possible for the fifth force to overcome the gravitational force in low density regions of envelope during the evolution to TRGB, since at any radius within the star  $\frac{dP}{dr}$  must remain negative to preserve stability [32], it makes the structure unstable. This effect is especially more powerful in the RGB phase than main sequence because of weak gravitational attraction in low density envelope. We have plotted the density profile, pressure and right hand side of the HydroStatic Equilibrium equation of the star in MESA code, with a closer look at low density envelope for  $\beta = \frac{1}{\sqrt{6}}$  and  $\beta = 800$  in three different epochs during RGB phase. (1) early in the RGB phase (2) in middle of RGB evolutionary track (3) TRGB. In Figure 11, it can be seen that for  $\beta = \frac{1}{\sqrt{6}}$  as the star evolves from main sequence towards TRGB there appears some density bumps in the low density envelope of the star which can not affect the pressure because of weak fifth force in comparison to gravitational force. In contrast, for  $\beta = 800$  not only there appears some density bumps but also especially in the place of density bump, the fifth force becomes stronger in a way that it can overcome the gravitational force which can affect the pressure via HydroStatic Equilibrium(HSE) equation of the star. Figures 13 indicates the pressure gradient(i.e, right hand side of HSE equation) in MESA code for  $\beta = \frac{1}{\sqrt{6}}$  and  $\beta = 800$ . It is clear that at the exact place of density bump there appears pressure gradient which is orders of magnitude bigger compared to other layers and also becomes positive that can violate the stability condition of the star. This can explain the reason for the instability of RGB star that appears as wiggles or oscillations on the evolutionary track near TRGB.

## 5 Discussion

In this paper, we have considered the chameleon profile in inhomogeneous density distributions and shown that the fifth force is weaker than what is usually found in homogeneous density

distributions. The reason is because the scalar field follows the minimum in each layer. Also, the chameleon scalar field evolution inside one solar mass RGB star was studied using Ratra-Peebles potential with index ( $n = 1$ ) and the constant parameter taken from cosmology. The most important issue was to check the validity of quasi static approximation in the RGB phase. To achieve this aim, we have compared the timescale for the oscillation of the scalar field inside the star with the RGB evolution timescale using MESA code. It was found that the scalar field reaches the effective potential minimum very quickly, and therefore the field gradient is negligible during whole RGB phase. In the end we checked numerically the stability of the star in the presence of a chameleon scalar field in order to constrain the coupling constant  $\beta$ . We have found that since the chameleon fifth force is sensitive to the matter density gradient, if there is any density bump in the outer layers of the RGB star, in particular with low densities that the fifth force overcomes the gravitational force, the bumps can cause an attractive or repulsive fifth force which leads to rapid oscillations that can violate the stability condition of the star for high values of  $\beta$ . That puts an upper limit on the coupling constant order of magnitude about  $O(3)$ . The main conclusion is that when dealing with scalar fields, like the chameleon, it might be important to pay attention to the structural details. Although the constraint was found taking into account the stability of RGB star, it would be possible to put tighter constraint on the coupling constant by considering other stellar evolutionary phases. Also it could be interesting to investigate the scalar field behavior and stability of the star using other values in the parameter space of the potential.

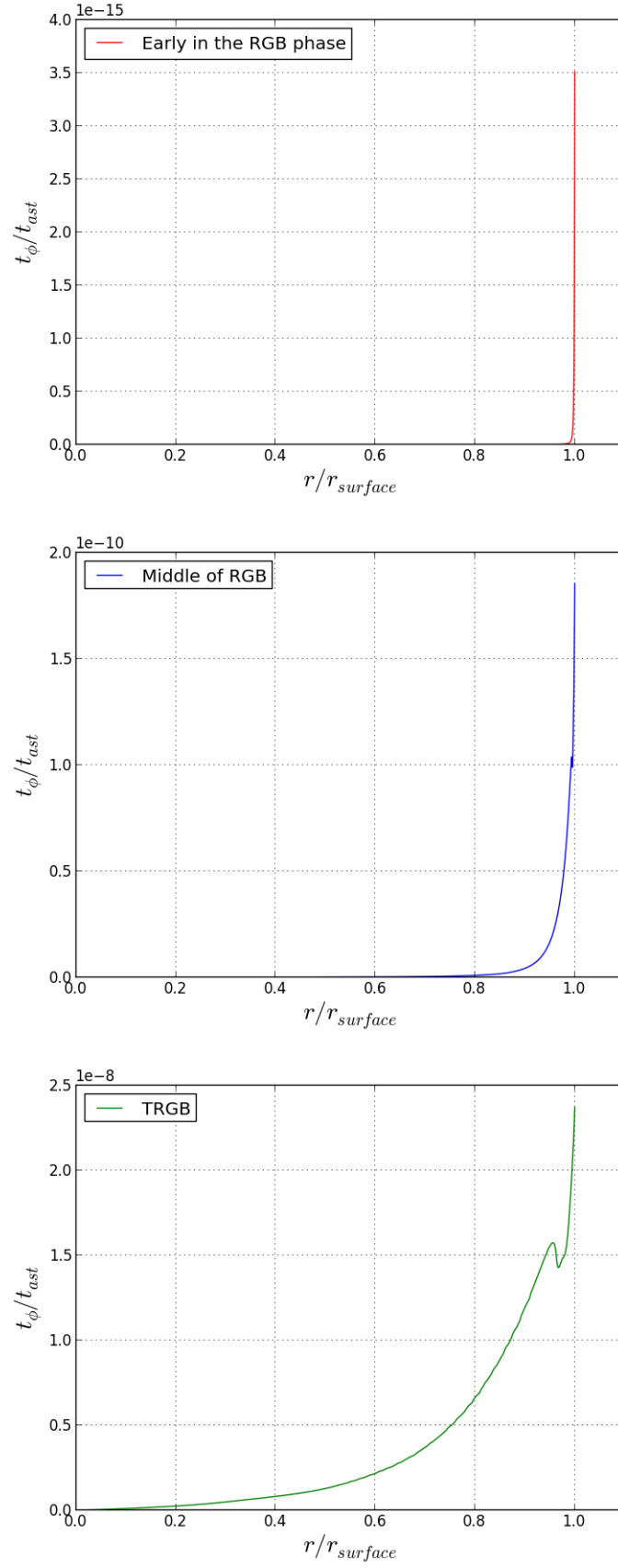
## Acknowledgments

DFM thanks the Research Council of Norway for their support and the NOTUR cluster FRAM. This paper is based upon work from COST action CA15117 (CANTATA), supported by COST (European Cooperation in Science and Technology). We are incredibly grateful to Josiah Schwab, Francis Timmes and MESA community for answering our questions and helpful suggestions. MTM would like to thank Yashar Akrami, Alessandra Silvestri and Valeri Vardanyan for useful discussions.

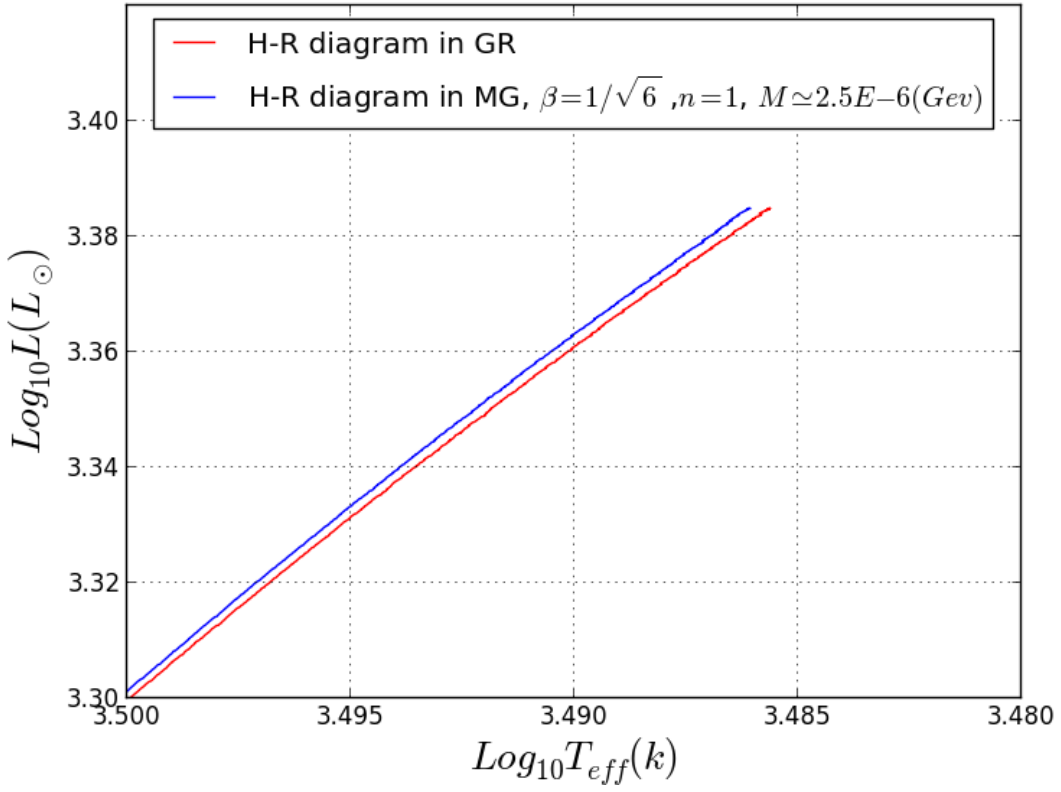
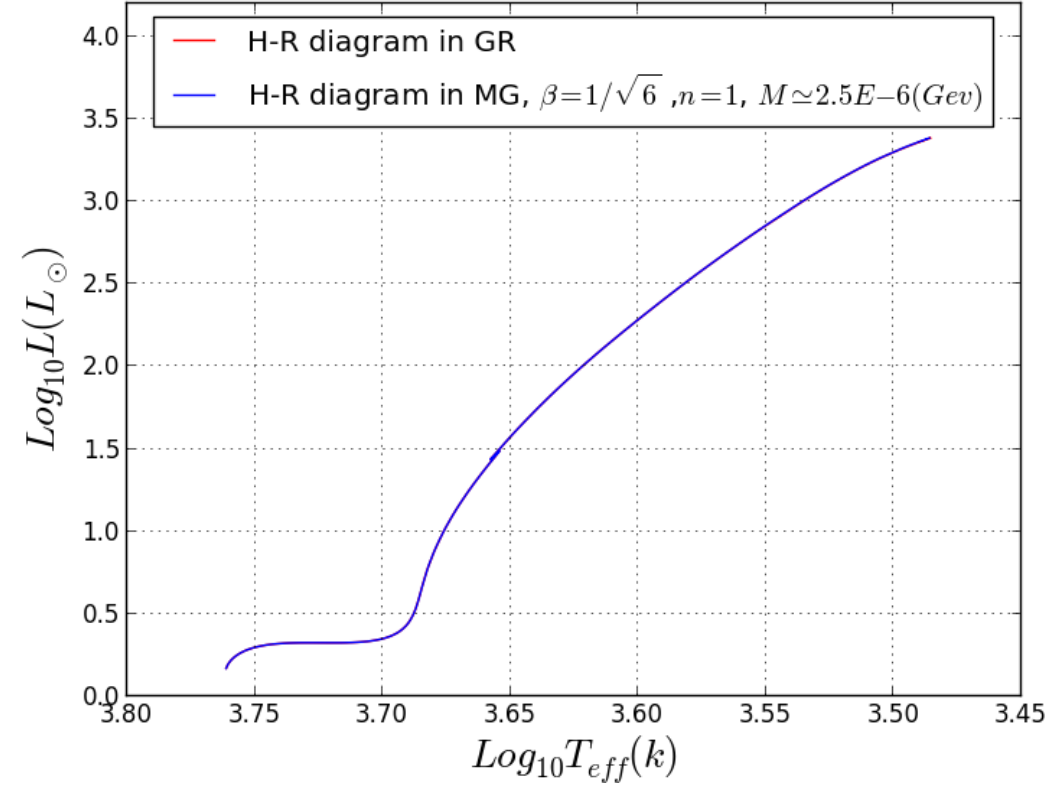
## References

- [1] D. Spergel et al., *ApJS*, **170** 377 (2007); M. Tegmark et al., *Phys.Rev.* **D74** (2006) 123507; A. Riess et al., (2006), [astro-ph/0611572].
- [2] N.S Israel, J.W Moffat, *The Train Wreck Cluster and Bullet Cluster explained by modified gravity without dark matter*, [astro-ph.CO/1606.09128v1].
- [3] B. Jain et.al, *Novel Probes of Gravity and Dark Energy*, [astro-ph.CO/1309.5389v2].
- [4] S. Nojiri and S. D. Odintsov, eConf C **0602061** (2006) 06 [Int. J. Geom. Meth. Mod. Phys. **4** (2007) 115] doi:10.1142/S0219887807001928 [hep-th/0601213].
- [5] T. Clifton, P. G. Ferreira, A. Padilla and C. Skordis, Phys. Rept. **513** (2012) 1 doi:10.1016/j.physrep.2012.01.001 [astro-ph.CO/1106.2476].
- [6] L. Amendola *et al.*, [astro-ph.CO/1606.00180].
- [7] C. Skordis, D. F. Mota, P. G. Ferreira and C. Boehm, Phys. Rev. Lett. **96**, 011301 (2006) doi:10.1103/PhysRevLett.96.011301 [astro-ph/0505519].
- [8] Y. Akrami, T. S. Koivisto, D. F. Mota and M. Sandstad, JCAP **1310**, 046 (2013) doi:10.1088/1475-7516/2013/10/046 [arXiv:1306.0004 [hep-th]].

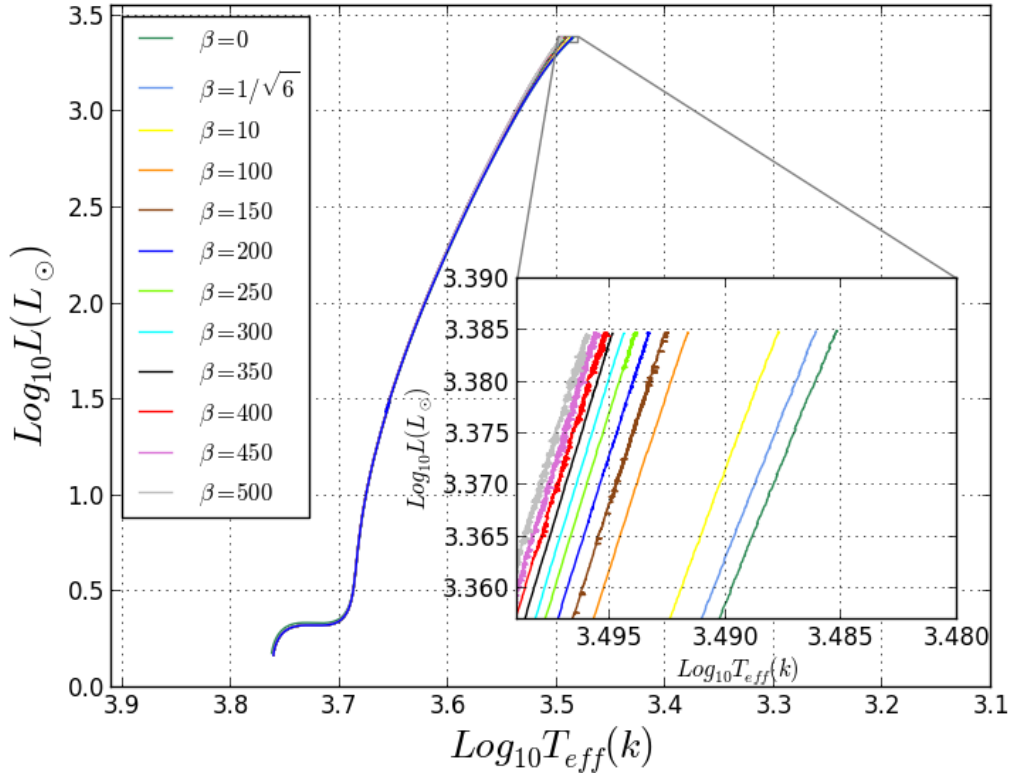
- [9] T. S. Koivisto, D. F. Mota and M. Zumalacarregui, *Phys. Rev. Lett.* **109** (2012) 241102 doi:10.1103/PhysRevLett.109.241102 [astro-ph.CO/1205.3167].
- [10] J. D. Barrow and D. F. Mota, *Class. Quant. Grav.* **20** (2003) 2045 doi:10.1088/0264-9381/20/11/307 [gr-qc/0212032].
- [11] M. Thorsrud, D. F. Mota and S. Hervik, *JHEP* **1210** (2012) 066 doi:10.1007/JHEP10(2012)066 [hep-th/1205.6261].
- [12] P. Zhang, M. Liguori, R. Bean and S. Dodelson, *Phys. Rev. Lett.* **99** 141302 (2007), [astro-ph/0704.1932].
- [13] J. Khoury, A. Weltman, *Chameleon Cosmology*, [astro-ph/0309411v2].
- [14] T. Kobayashi, Y. Watanabe, D. Yamauchi, *Breaking of Vainshtein screening in scalar-tensor theories beyond Horndeski*, [gr-qc/1411.4130v2].
- [15] J. Sakstein, *Hydrogen Burning in Low Mass Stars Constrains Alternative Gravity Theories*, [astro-ph.CO/1510.05964v2].
- [16] J. Sakstein, *Testing Gravity Using Dwarf Stars*, [astro-ph.CO/1511.01685v2].
- [17] J. Sakstein, B. Jain, V. Vikram, *Testing Gravity Theories Using Stars*, [astro-ph.CO/1409.3708v1].
- [18] P. Chang, L. Hui, *Stellar Structure and Tests of Modified Gravity*, [astro-ph.CO/1011.4107v1].
- [19] A. Davis, E. A. Lim, J. Sakstein, D. J. Shaw, *Modified Gravity Makes Galaxies Brighter*, *Phys. Rev.* **D85** 123006 (2012), [astro-ph.CO/1102.5278].
- [20] M. V. Santos, D. Mota, *Extrasolar planets as a probe of modified gravit*, *Physics Letters.* **B769** (2017) 485-490, [astro-ph.CO/1603.03243].
- [21] B. Mukhopadhyay, *Exploring a missing link between peculiar, sub- and super-Chandrasekhar type Ia supernovae by modifying Einstein's gravity*, [astro-ph.HE/1603.00136].
- [22] J. Sakstein, *Stellar Oscillations in Modified Gravity*, *Phys. Rev.* **D88** (2013) 124013, [astro-ph.CO/1309.0495].
- [23] B. Jain, V. Vikram, J. Sakstein, *Astrophysical Tests of Modified Gravity: Constraints from Distance Indicators in the Nearby Universe*, [astro-ph.CO/1204.6044].
- [24] V. Vikram, J. Sakstein, C. Davis, A. Neil, *Astrophysical Tests of Modified Gravity: Stellar and Gaseous Rotation Curves in Dwarf Galaxies*, [astro-ph.CO/1407.6044].
- [25] C. Burrage, J. Sakstein, *Tests of Chameleon Gravity*, [astro-ph.CO/1709.09071].
- [26] D. F. Mota, Camilla A.O. Schelpe, *Evolution of the Chameleon Scalar Field in the Early Universe*, [astro-ph.CO/1108.0892v2].
- [27] Mathias Garny thesis, *Quintessence and Quantum Corrections*, (2004).
- [28] M Doran, M. Lilley, and C. Wetterich. *Constraining Quintessence with the New CMB Data.* *Phys.Lett.* **B528** (2002) 175-180, [astro-ph/0105457].
- [29] B. Paxton, L. Bildsten, A. Dotter, F. Herwig, P. Lesaffre, F. Timmes, *Modules for Experiments in Stellar Astrophysics (MESA)*, [astro-ph.SR/1009.1622].
- [30] A. Hees, A. Füzfa, *Combined cosmological and solar system constraints on chameleon mechanism*, [gr-qc/1111.4784].
- [31] S. Schlogel, S. Clesse, A. Fuzfa, *Probing Modified Gravity with Atom-Interferometry: a Numerical Approach*, *Phys. Rev.* **D 93** (2016) 104036, [astro-ph.CO/1507.03081].
- [32] R. K. Jain, C. Kouvaris, N. G. Nielsen, *White Dwarf Critical Tests for Modified Gravity*, *Phys. Rev. Lett.* **116**, 151103 (2016), [astro-ph.CO/1512.05946].



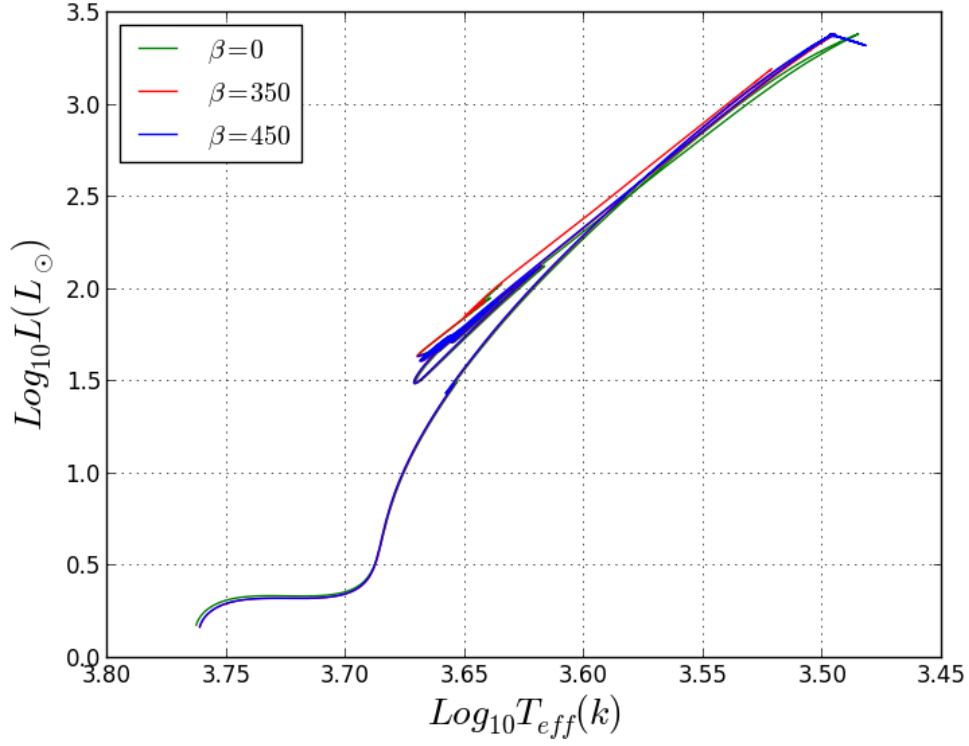
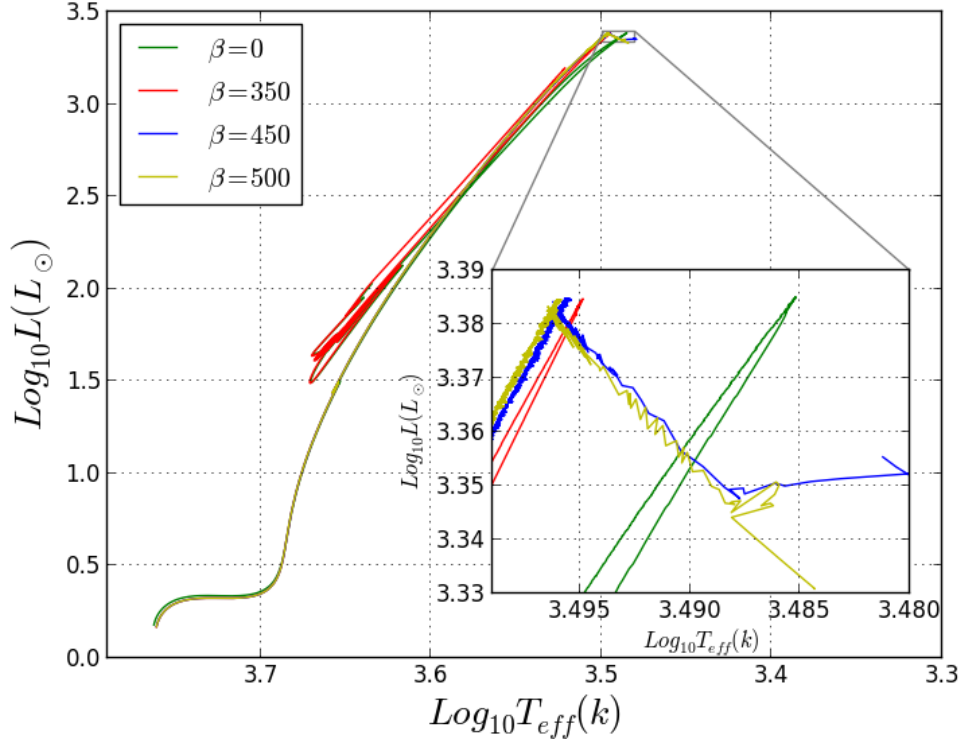
**Figure 2.** The timescale for the scalar field oscillation about the minimum  $t_\phi$  over the timescale for the stellar evolution in RGB phase  $t_{ast}$  is plotted as a function of star's radius for three times during the stellar evolution .



**Figure 3.** Top plot shows the evolutionary track of one Sun mass star in the Red Giant Branch of the HR diagram. Bottom plot indicates the Tip of the Red Giant Branch.

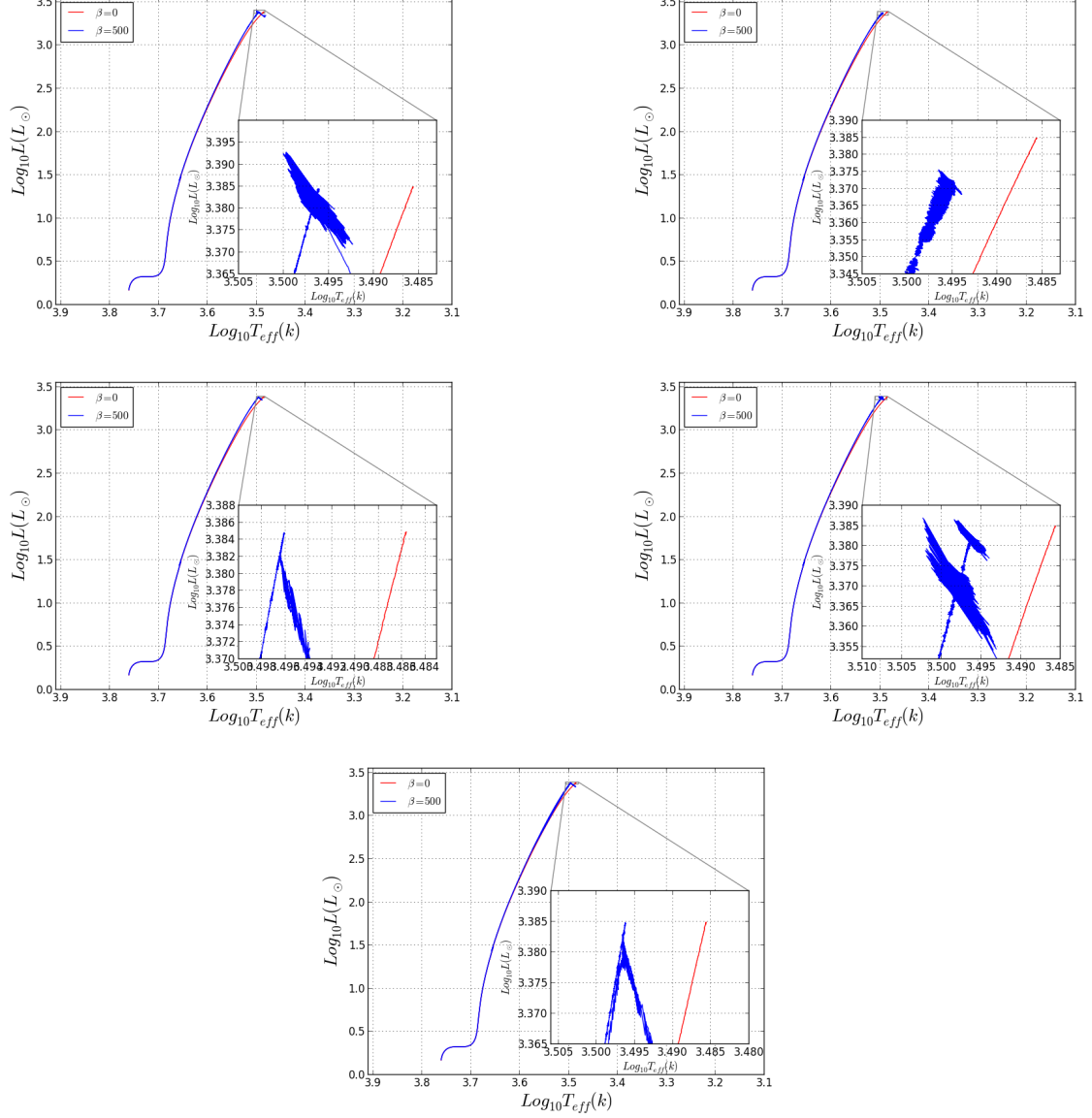


**Figure 4.** the HR diagram for different coupling constants with a closer look at Tip of the Red Giant Branch. The instability in the evolutionary track for  $\beta = 400$ (red line) is clear which is intensified for  $\beta = 450$ (purple line) and  $\beta = 500$ (grey line).

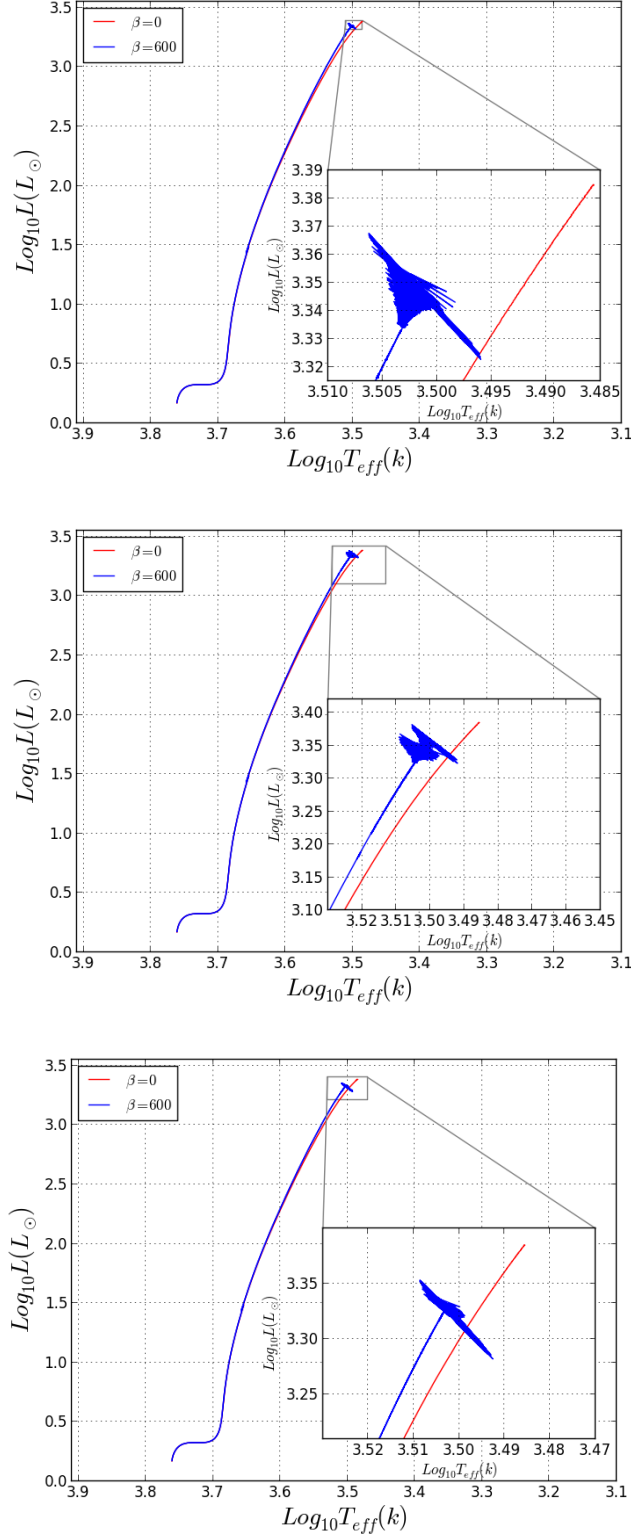


**Figure 5.** Top plot: HR diagram for  $\beta = 0, \beta = 350, \beta = 450, \beta = 500$ . Bottom plot: The Red Giant Branch for  $\beta = 450$  with increased spatial resolution.

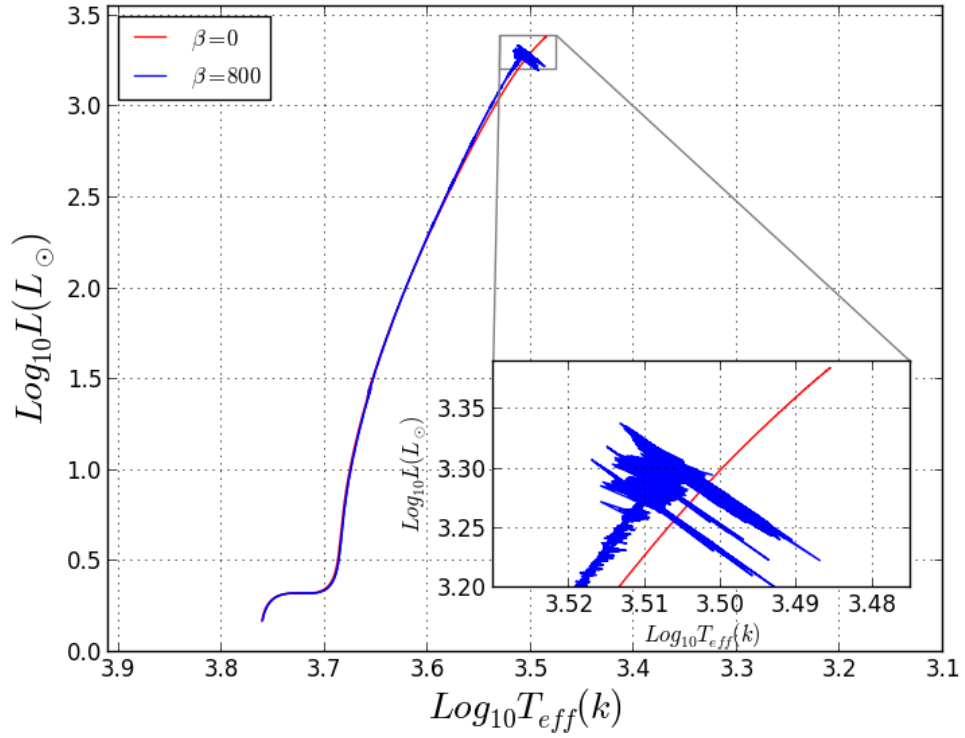
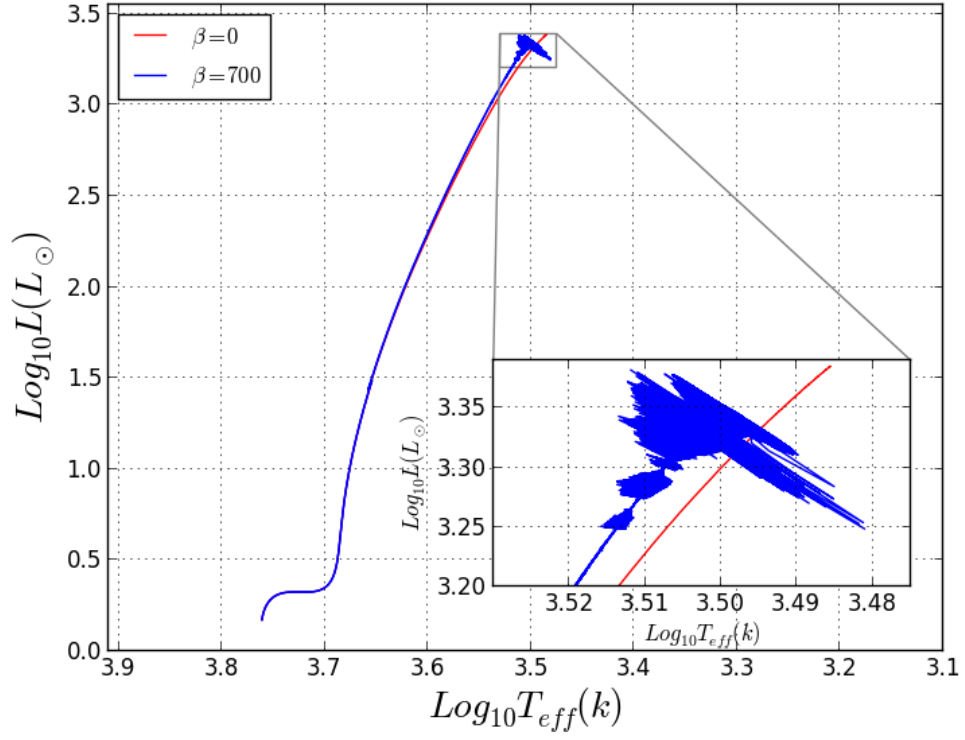




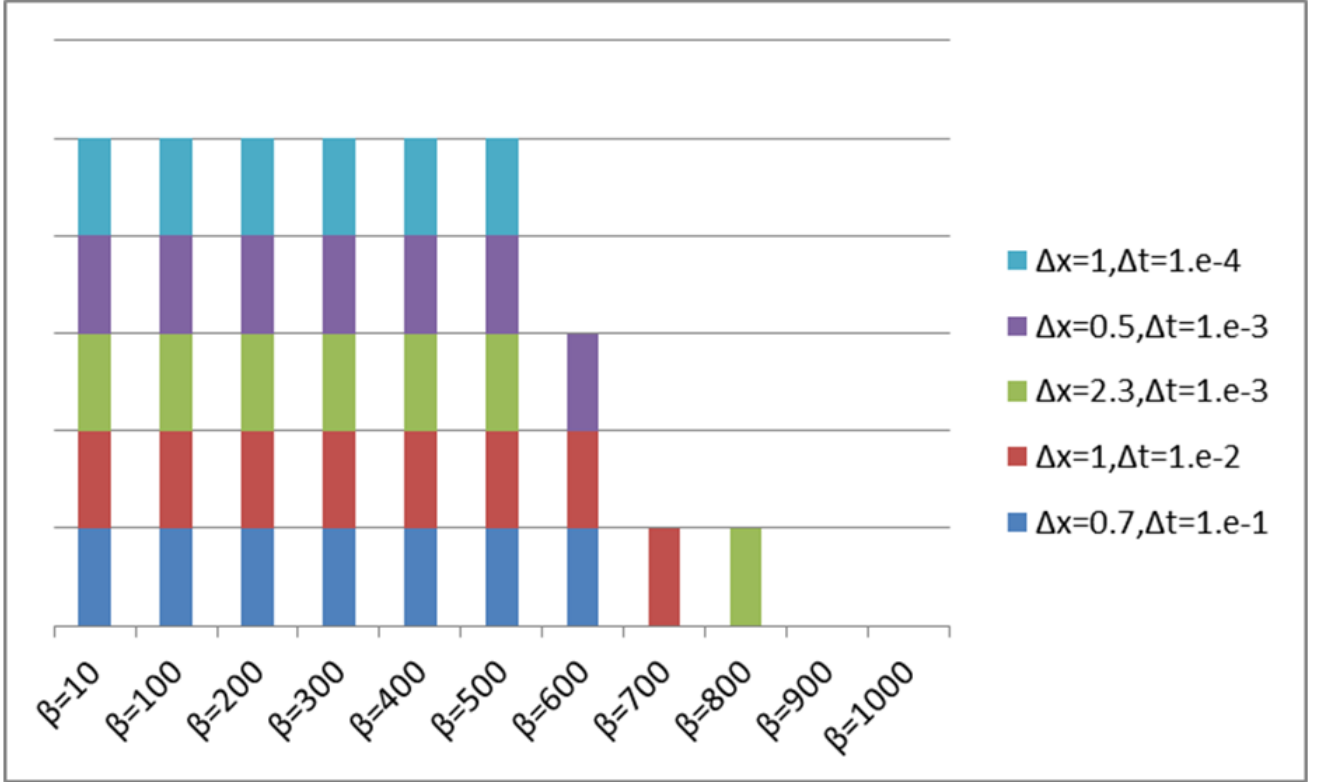
**Figure 6.** HR diagram for  $\beta = 500$  with different resolutions. In the first row,  $varcontrol - target = 10^{-4}$ ,  $mesh - delta - coeff = 0.5$  (left),  $varcontrol - target = 10^{-4}$ ,  $mesh - delta - coeff = 0.009$  (right), in the second row,  $varcontrol - target = 10^{-3}$ ,  $mesh - delta - coeff = 0.5$  (left),  $varcontrol - target = 10^{-2}$ ,  $mesh - delta - coeff = 1$  (right), and in the third row,  $varcontrol - target = 10^{-1}$ ,  $mesh - delta - coeff = 0.7$ . As it is clear, Although the instability in the evolutionary track is decreased in some resolutions, it is not totally resolved.



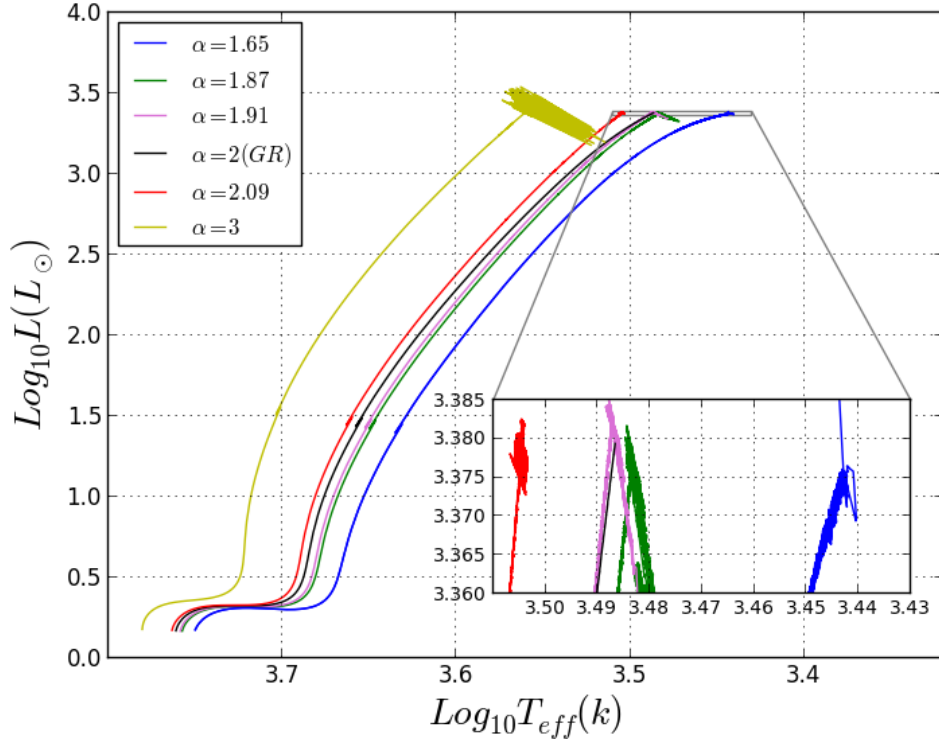
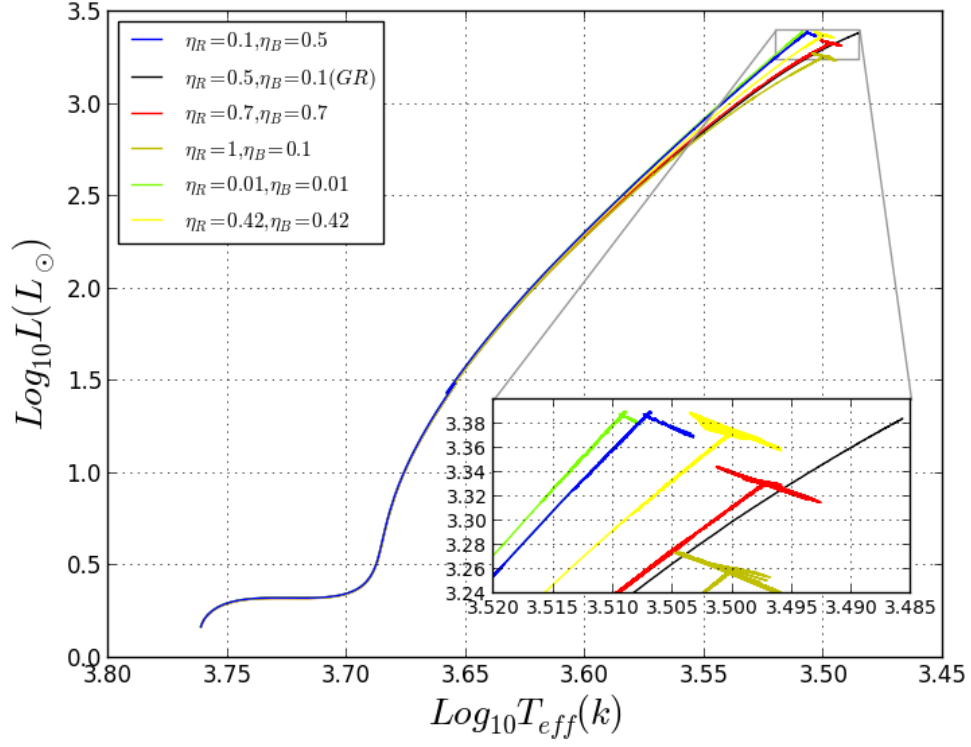
**Figure 7.** HR diagram for  $\beta = 600$  with different resolutions. In the first row,  $\text{varcontrol} - \text{target} = 10^{-3}$ ,  $\text{mesh} - \text{delta} - \text{coeff} = 0.5$ , In the second row,  $\text{varcontrol} - \text{target} = 10^{-2}$ ,  $\text{mesh} - \text{delta} - \text{coeff} = 1$ . In the third row,  $\text{varcontrol} - \text{target} = 10^{-1}$ ,  $\text{mesh} - \text{delta} - \text{coeff} = 0.7$ . The instability in each resolution is increased compared to the same resolution for  $\beta = 500$ .



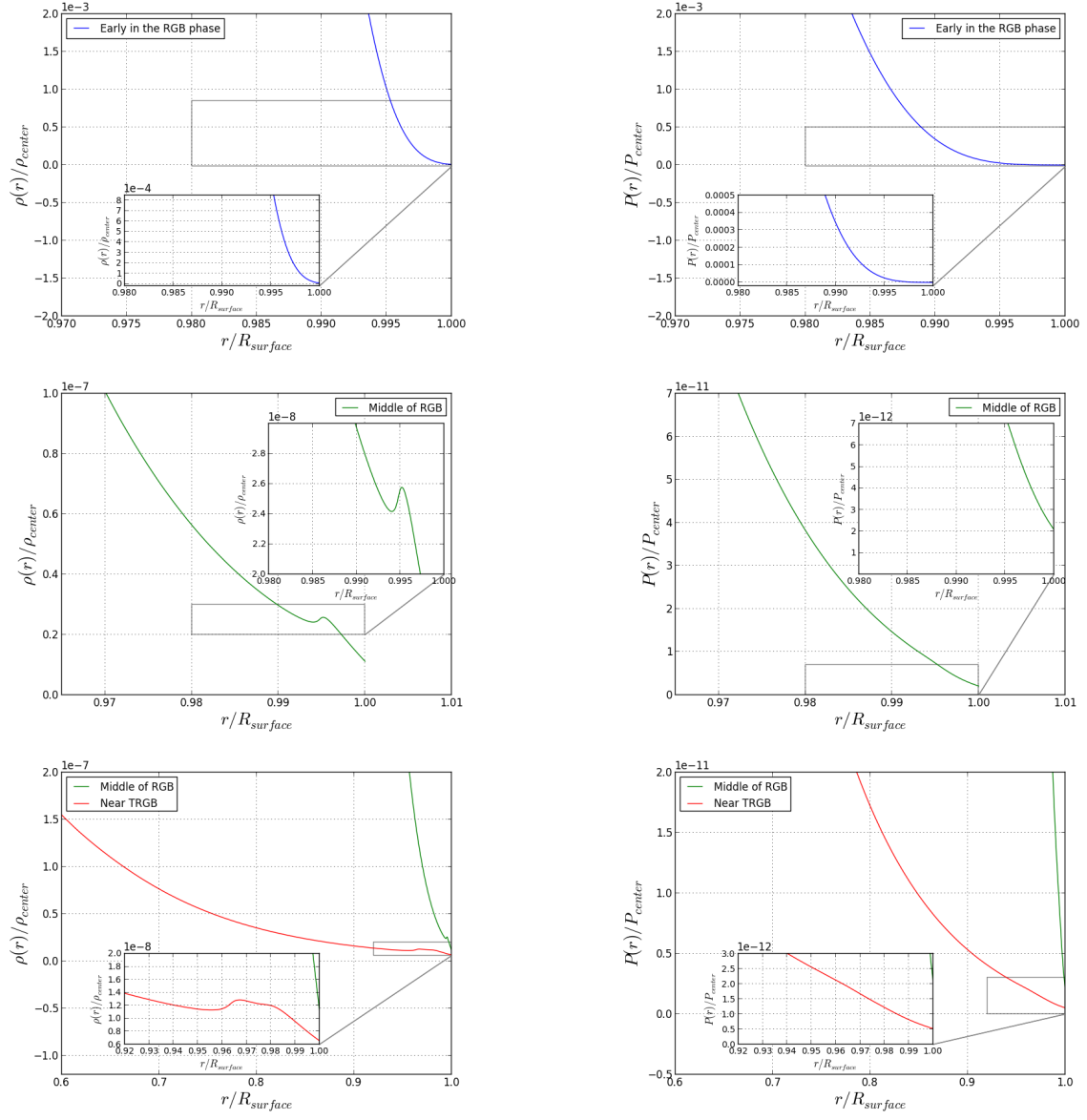
**Figure 8.** Top plot: the HR diagram for  $\beta = 700$  with  $\text{varcontrol} - \text{target} = 10^{-2}$ ,  $\text{mesh} - \text{delta} - \text{coeff} = 1$ , Bottom plot: the HR diagram for  $\beta = 800$  with  $\text{varcontrol} - \text{target} = 10^{-3}$ ,  $\text{mesh} - \text{delta} - \text{coeff} = 2.3$ .



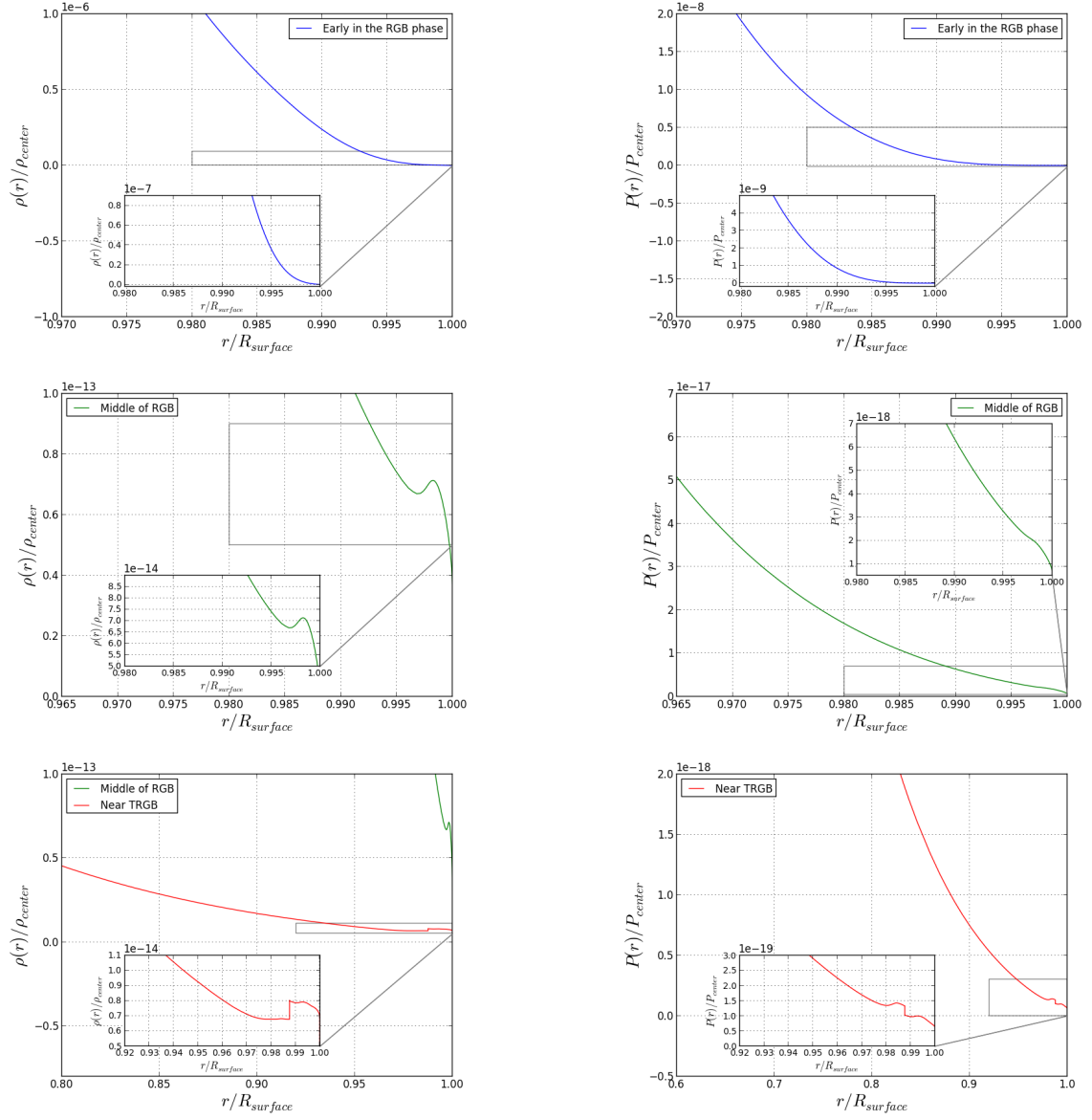
**Figure 9.** Plot shows the convergence resolutions of the code for different coupling constants.  $\Delta t$  and  $\Delta x$  stand for "*varcontrol - target*" and "*mesh - delta - coeff*" respectively. It is clear that by increasing  $\beta$ , the code converges for fewer numbers of resolution which indeed demonstrates the increased instability.



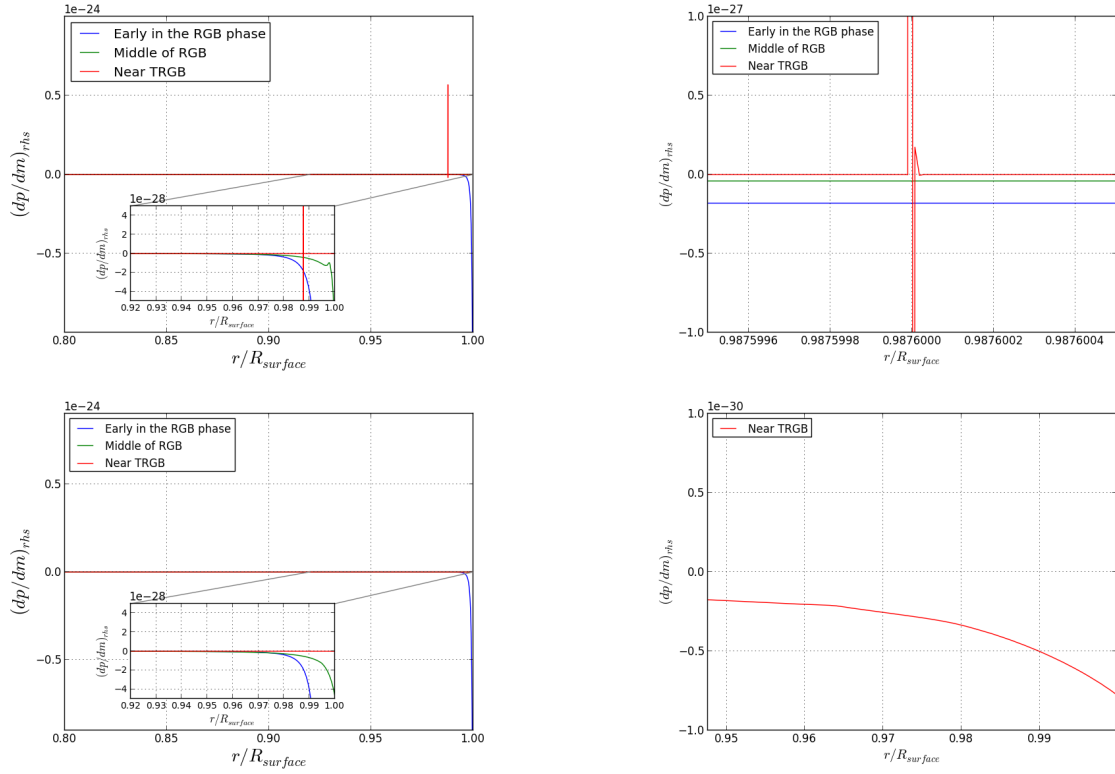
**Figure 10.** Top plot shows the evolutionary track of one solar mass star with  $\beta = 500$  in the Red Giant Branch of the HR diagram for different values of Reimers and Blockers mass loss parameters  $\eta_R$ ,  $\eta_B$  respectively. Bottom plot indicates the evolutionary track for different values of mixing parameter  $\alpha$ .



**Figure 11.** The density and pressure of the star are plotted as a function of radius in three epochs during RGB phase for  $\beta = \frac{1}{\sqrt{6}}$ .



**Figure 12.** The density and pressure of the star are plotted as a function of radius in three epochs during RGB phase for  $\beta = 800$ . As it is clear there appears a pressure gradient near TRGB exactly at a place of density bump.



**Figure 13.** In the first row: right hand side of HSE equation for  $\beta = 800$  and in the second row: right hand side of HSE equation for  $\beta = \frac{1}{\sqrt{6}}$  are plotted as a function of radius. It is clear that there is a pressure gradient exactly at the place of density bump for  $\beta = 800$  which is orders of magnitude bigger than other layers and can have positive sign.