

Scalable Alignment Kernels via Space-Efficient Feature Maps

Yasuo Tabei¹, Yoshihiro Yamanishi², and Rasmus Pagh³

¹RIKEN Center for Advanced Intelligence Project, Japan

²Kyushu University, Japan

³IT University of Copenhagen, Denmark

Abstract

String kernels are attractive data analysis tools for analyzing string data. Among them, alignment kernels are known for their high prediction accuracies in string classifications when tested in combination with SVMs in various applications. However, alignment kernels have a crucial drawback in that they scale poorly due to their quadratic computation complexity in the number of input strings, which limits large-scale applications in practice. We present the first approximation named *ESP+SF*M for alignment kernels leveraging a metric embedding named *edit-sensitive parsing (ESP)* and *space-efficient feature maps (SF*M) for random Fourier features (RFF) for large-scale string analyses. Input strings are projected into vectors of RFF leveraging ESP and SFM. Then, SVMs are trained on the projected vectors, which enables to significantly improve the scalability of alignment kernels while preserving their prediction accuracies. We experimentally test ESP+SFM on its ability to learn SVMs for large-scale string classifications with various massive string data, and we demonstrate the superior performance of ESP+ SFM with respect to prediction accuracy, scalability and computation efficiency.

1 Introduction

Massive string data are now ubiquitous throughout research and industry, in areas such as biology, chemistry, natural language processing and data science. For example, e-commerce companies face a serious problem in analyzing huge datasets of user reviews, question answers and purchasing histories [10, 20]. In biology, homology detection from huge collections of protein and DNA sequences is an important part for their functional analyses [23]. There is therefore a strong need to develop powerful methods to make best use of massive string data on a large-scale.

Kernel methods [11] are attractive data analysis tools because they can approximate any (possibly non-linear) function or decision boundary well with enough training data. In kernel methods, a kernel matrix a.k.a. Gram matrix is computed from training data and *non-linear support vector machines (SVMs)* are trained on the matrix. Although it is known that kernel methods achieve high prediction accuracy for various tasks such as classification and regression, they scale poorly due to its quadratic complexity in the number of training data [12, 8]. In addition, calculation of a classification requires, in the worst case, linear time in the number of training data, which limits large-scale applications of kernel methods in practice.

String kernels [9] are kernel methods for strings, and a variety of strings kernels have been proposed

using different string similarity measures [15, 23, 5, 18]. Alignment kernels are the state-of-the-art string kernel, and they are known for high prediction accuracies in string classifications such as remote homology detection for protein sequences [23] and time series classifications [30, 5], when tested in combination with SVMs. However, alignment kernels have a crucial drawback in that they scale poorly due to their quadratic computation complexity in the number of training data as in other kernel methods.

To solve the scalability issues in kernel methods, kernel approximations using *feature maps (FM)* have been proposed. FM projects training data into low-dimensional vectors such that the kernel value (similarity) between each pair of training data is approximately equal to the inner product of the corresponding pair of low dimensional vectors. Then, *linear SVMs* are trained on the projected vectors, which significantly improves the scalability of non-linear SVMs while preserving their prediction accuracies. Although a variety of kernel approximations using FM have been proposed for enhancing the scalability of kernel methods (e.g., Jaccard kernels [17], polynomial kernels [21] and Min-Max kernels [16]), and *Random Fourier Features (RFF)* [22] is an approximation of shift-invariant kernels (e.g., Laplacian and radial basis function (RBF) kernels), there are no previous works on the approximation for alignment kernels. Thus, an important open challenge, which is required for large-scale analyses of string data, is to develop a kernel approximation for alignment kernels.

Several metric embeddings for string distance measures have been proposed for large-scale string processing [4, 2]. *Edit-sensitive parsing (ESP)* [4] is a metric embedding of a string distance measure called *edit distance with moves (EDM)* that consists of ordinal edit operations of insertion, deletion and replacement in addition to substring move operation. ESP maps all the strings from the EDM space into integer vectors named *characteristic vectors* in the L_1 distance space. Thus, EDM between each pair of input strings is approximately preserved by the corresponding pair of characteristic vectors. To date, ESP has been applied only to string processing such as string compression [19], indexing [27], edit-distance computation [4]; however, as we will see, there remains

high potential for application to an approximation of alignment kernels. ESP is expected to be effective for approximating alignment kernels, because it approximates EDM between strings as L_1 distance between integer vectors.

Contribution. In this paper, we present the first approximation for alignment kernels to solve large-scale learning problems on string data. Key ideas behind our method are (i) to project input strings into characteristic vectors leveraging ESP, (ii) to map characteristic vectors into low dimensional vectors by FM of RFF, and (iii) to train linear SVMs on the mapped vectors. However, applying FM for RFF to high dimensional vectors in a direct way requires memory linearly proportional to dD , where d is the dimensionality of input vectors and D is the target dimension. Both d and D need to be large for our applications (e.g., tens of millions of d and thousands of D), which limits the applicability of FM on a large-scale. To solve the problem, we present *space-efficient FM (SFM)* that requires $O(d)$ memory. Our method called *ESP+SFM* has the following desirable properties:

1. **Scalability:** ESP+SFM is applicable to massive string data.
2. **Fast training:** ESP+SFM trains SVMs fast.
3. **Space efficiency:** ESP+SFM trains SVMs space-efficiently.
4. **Prediction accuracy:** ESP+SFM can achieve high prediction accuracy.
5. **Online learning:** ESP+SFM can train SVMs with alignment kernels in an online manner.

We experimentally test the ability of ESP+SFM to train SVMs with various massive string data, and demonstrate that ESP+SFM has superior performance in terms of prediction accuracy, scalability and computational efficiency.

2 Literature Review

Several alignment kernels have been proposed for analyzing string data. We briefly review the state of the art, which is also summarized in Table 1. Early methods are proposed in [1, 25, 30] and are known

Table 1: Summary of alignment kernels.

	Approach	Training time	Training space	Prediction time	Online learning
LAK [23]	Local alignment	$O(N^2L^2)$	$O(N^2)$	$O(NL^2)$	Unsupported
GAK [6, 5]	Global alignment	$O(N^2L^2)$	$O(N^2)$	$O(NL^2)$	Unsupported
ESP+SFM (this study)	ESP	$O(NL + dDN)$	$O(NL \log NL + ND + d)$	$O(L + dD)$	Supported
CGK+SFM (this study)	CGK	$O(NL + dDN)$	$O(L \Sigma + ND + d)$	$O(L + dD)$	Supported

not to satisfy the positive definiteness for their kernel matrices. Thus, they are proposed with numerical corrections for any deficiency of the kernel matrices.

Global alignment kernel (GAK) [6, 5] is an alignment kernel based on global alignments using *Dynamic Time Warping Distance (DTW)* as a distance measure. GAK defines a kernel as summation score of all possible global alignments between two time series. The computation time of GAK is $O(N^2L)$ for the number of strings N and the length of strings L . The space usage is $O(N^2)$.

Saigo et al. [23] proposed *local alignment kernel (LAK)* on the notion of the Smith-Waterman algorithm [26] for protein remote homology detections. LAK measures the similarity between each pair of strings by summing up scores obtained from local alignments with gaps of strings. The computation time of LAK is $O(N^2L^2)$ for the number of strings N and the length of strings L . The space usage is $O(N^2)$. Although LAK achieves high classification accuracies for protein sequences in combination with SVM, LAK is applicable to only protein strings because its scoring function is optimized for proteins.

Despite the importance of a scalable learning with alignment kernels, no previous work has been able to achieve high scalabilities and enables online learning with alignment kernels while preserving high prediction accuracies. We present the first scalable learning with alignment kernels that meets these demands and is made possible by leveraging an idea behind ESP and FM.

CGK [2] is another metric embedding for edit distance and maps input strings S_i of alphabet Σ and of the maximum length L into strings S'_i of fixed-length L such that the edit distance between each pair

of input strings is approximately preserved by the Hamming distance between the corresponding pair of mapped strings. Recently, CGK has been applied to the problem of edit similarity joins [28]. We also present a kernel approximation of alignment kernels called *CGK+SFM* by leveraging an idea behind CGK and SFM.

Details of the proposed method are presented in the next section.

3 Edit-sensitive parsing

Edit-sensitive parsing (ESP) [4] is an approximation method for efficiently computing *edit distance with moves (EDM)*. EDM is a string-to-string distance measure to turn one string to the other in a series of string operations where substring move is included as a string operation in addition to typical string operations such as insertion, deletion and replacement. Let S be a string of length L and $S[i]$ be i -th character in S . Formally, EDM $EDM(S, S')$ between two string S and S' is defined as the minimum number of edit operations defined below to transform S into S' :

- **Insertion:** character a at position i in S is inserted, resulted in $S[1]...S[i-1]aS[i]S[i+1]...S[L]$,
- **Deletion:** character $S[i]$ at position i in S is deleted, resulted in $S[1]...S[i-1]S[i+1]...S[L]$,
- **Replacement:** character $S[i]$ at position i in S is replaced by a , resulted in $S[1]...S[i-1]aS[i+1]...S[L]$,
- **Substring move:** a substring $S[i]S[i+1]...S[j]$ in S is moved and inserted at position k , resulted in $S[1]...S[i-1]S[j+1]...S[k-1]$

$$1]S[i]...S[j]S[k]...S[L].$$

Finding EDM between two strings is known as an NP-complete problem [24]. ESP can approximately compute EDM by embedding strings into L_1 vector space by a parsing technique.

Given string S , ESP builds a parse tree named *ESP tree*, which is illustrated in Figure 1 as an example. ESP tree is a balanced tree and each node in an ESP tree belongs to one of three types: (i) node with three children, (ii) node with two children and (iii) node without children (i.e., leaf). In addition, internal nodes in ESP tree have the same node label if and only if they have children satisfying both two conditions: (i) the numbers of those children are the same; (ii) node labels of those children are the same in the left-to-right order. Since ESP tree is balanced, nodes in each level can be considered as a sequence of node labels that are listed in the left-to-right order. We denote S^ℓ as a sequence of node labels at level ℓ in an ESP tree built from input string S . A sequence of node labels for leaves is denoted as S^1 and is the same as input string S , i.e., $S^1 = S$. We denote node labels for internal nodes as X_i . The height of ESP tree is $O(\log L)$ for the length of input string L .

Let $V(S) \in \mathbb{N}^d$ be a d -dimension integer vector built from ESP tree T such that each dimension of $V(S)$ is the number of a node label appearing in T . Such vectors are called *characteristic vectors*. ESP builds ESP trees such that as many subtrees with the same node labels as possible are built for common substrings for strings S and S' , resulted in an approximation of EDM between S and S' by L_1 distance between their characteristic vectors $V(S)$ and $V(S')$, i.e., $EDM(S, S') \approx \|V(S) - V(S')\|_1$, where $\|\cdot\|_1$ is an L_1 norm. More precisely, the upper and lower bounds of the approximation are as follows,

$$\begin{aligned} EDM(S, S') &\leq \|V(S) - V(S')\|_1 \\ &\leq O(\log L \log^* L) EDM(S, S'), \end{aligned}$$

where $\log^* L$ is the iterated logarithm of L , which is recursively defined as $\log^1 L = \log_2 L$, $\log^{k+1} L = \log \log^k L$ and $\log^* L = \min\{k; \log^k L \leq 1, k \geq 1\}$ for a positive integer L .

In the next section, we introduce *left preferential parsing (LPP)* as a basic algorithm of ESP. In the

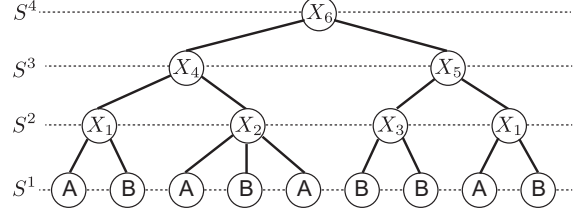


Figure 1: Illustration of an ESP tree for string $S = ABABABBAB$.

later of this section, we present the ESP algorithm.

3.1 Left preferential parsing (LPP)

A basic idea of LPP is to make pairs of nodes from the left to the right positions preferentially in a sequence of nodes at ESP tree and make triples of remaining three nodes. Then, ESP builds type2 nodes for these pairs of nodes and a type1 node for the triple of nodes. LPP builds an ESP tree in a bottom-up manner.

More precisely, if the length of sequence S^ℓ at ℓ -th level of ESP tree is even, LPP makes pairs of $S^\ell[2i-1]$ and $S^\ell[2i]$ for all $i \in [1, |S^\ell|/2]$ and builds type2 nodes for all the pairs. Thus, $S^{\ell+1}$ at $(\ell+1)$ -th level of ESP tree is a sequence of type2 nodes. If the length of sequence $S^{\ell+1}$ of $(\ell+1)$ -th level of ESP tree is odd, LPP makes pairs of $S^\ell[2i-1]$ and $S^\ell[2i]$ for each $i \in [1, |S^\ell/2-3|]$ and makes triple of $S^\ell[2i-2]$, $S^\ell[2i-1]$ and $S^\ell[2i]$. LPP builds type2 nodes for pairs of nodes and type1 node for the triple of nodes. Thus, $S^{\ell+1}$ at $(\ell+1)$ -th level of ESP tree is a sequence of type2 nodes except the last node and the type1 node as the last node. LPP builds an ESP tree in a bottom-up manner, i.e., it build an ESP tree from leaves (i.e., $\ell = 1$) to the root. See Example 2 for an example.

A crucial drawback of LPP is that it can build completely different ESP trees for similar strings. For example, $S' = AABABABBAB$ is a string where character A is inserted at the first position of S in Figure 1. Although S' and S are similar strings, LPP builds completely different ESP trees T' and T for S' and S , respectively, resulted in a large difference between EDM $EDM(S', S)$ and L_1 distance

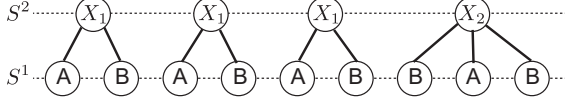


Figure 2: Example of LPP for a sequence $S' = ABABABBAB$ of odd length.

landmarks			✓		✓			✓
labels	-	1	0	1	0	2	4	1
binary	000	001	110	111	010	100	000	101
sequence	A	B	G	H	C	E	A	F

Figure 3: Example of alphabet reduction.

$\|V(S') - V(S)\|_1$ for characteristic vectors V' and V . Thus, LPP lacks an ability of approximating EDM.

3.2 The ESP algorithm

ESP uses an engineered strategy while using LPP in its algorithm. ESP classifies a string into substrings of three categories and applies different parsing strategies according to their categories. An ESP tree for an input string is built by gradually applying this parsing strategy in ESP to strings from the lowest to the highest level of the tree.

Given sequence S^ℓ , ESP divides S^ℓ into subsequences in the following three categories: (i) Substring such that all pairs of adjacent node labels are different and substring length is at least 5. Formally, substring starting from position s and ending at position e in S satisfies $S^\ell[i] \neq S^\ell[i+1]$ for any $i \in [s, e-1]$ and $(e-s+1) \geq 5$; (ii) Substring of same node label and of length at least 5. Formally, substring starting from position s and ending at position e satisfies $S^\ell[i] = S^\ell[i+1]$ for any $i \in [s, e-1]$ and $(e-s+1) \geq 5$; (iii) None of the above categories (i) and (ii).

After classifying a sequence into subsequences of above three categories, ESP applies different parsing methods to each substring according to their categories. ESP applies LPP to each subsequence of sequence S^ℓ in category (ii) and (iii), and it builds nodes at $(\ell+1)$ -level. For subsequences in category (i), ESP applies a special parsing technique named *alphabet reduction*.

Alphabet reduction. alphabet reduction is a pro-

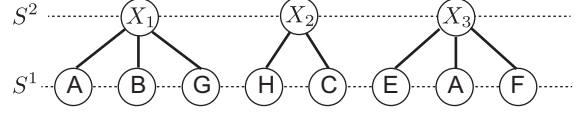


Figure 4: Illustration of the parsing on alphabet reduction.

cedure for converting a sequence to a new sequence of alphabet size at most 3. For each symbol $S^\ell[i]$, a conversion is performed as follows. $S^\ell[i-1]$ is a left adjacent symbol of $S^\ell[i]$. Suppose $S^\ell[i-1]$ and $S^\ell[i]$ are represented as binary integers. Let p be the index of the least significant bit in which $S^\ell[i-1]$ differs from $S^\ell[i]$, and let $bit(p, S^\ell[i])$ be the binary integer of $S^\ell[i]$ at the p -th bit index. $label(S^\ell[i])$ is defined as $2p + bit(p, S^\ell[i])$ and $label(S^\ell[i])$ is computed for each position i in S^ℓ . When this conversion is applied to a sequence of alphabet Σ , the alphabet size of the resulted label sequence is $2 \log |\Sigma|$. In addition, an important property of labels is that all adjacent labels in a label sequence are different, i.e., $label(S^\ell[i]) \neq label(S^\ell[i-1])$ for all $i \in [2, |S^\ell|]$. Thus, this conversion can be iteratively applied to new label sequence, $label(S^\ell[1])label(S^\ell[2])...label(S^\ell[L])$, until its alphabet size is at most 6.

Reduction of the alphabet size from $\{0, 1, \dots, 5\}$ to $\{0, 1, 2\}$ is performed as follows. First, each 3 in a sequence is replaced with the least element from $\{0, 1, 2\}$ that does not neighbor the 3, then do the same for each 4 and 5, which generates a new sequence A of node labels drawn from $\{0, 1, 2\}$, Where no adjacent characters are identical.

We then select any position i which is a *local maximum*, i.e., $A[i-1] < A[i] > A[i+1]$. We shall call those positions *landmarks*. In addition, we pick out as a landmark any position i which is a *local minimum*, i.e., $A[i-1] > A[i] < A[i+1]$, and not adjacent to an already chosen landmark. An important property for those landmarks is that for any two successive landmark positions i and j , either $|i-j| = 2$ or $|i-j| = 3$ hold. because A is a sequence of no adjacent characters in alphabet $\{0, 1, 2\}$. Figure 3 illustrates alphabet reduction for sequence $ABGHCEAF$.

Finally, we build type2 nodes (respectively, type3

nodes) for subsequences between landmarks i and j of length $|i - j| = 2$ (respectively, $|i - j| = 3$). Figure 4 shows the parsing using alphabet reduction illustrated in Figure 3.

3.3 Computation complexity

Given a collection of N strings S_1, S_2, \dots, S_N where the maximum length of strings among those strings is L , ESP builds ESP-trees T_1, T_2, \dots, T_N where T_j is built from S_j for each $j = 1, 2, \dots, N$. To build ESP-trees satisfying the condition that nodes having the same label sequences in their children have the same node labels, ESP uses a hash table that allows the unique symbol to be found from a pair or a triple of symbols. The hash table, denoted by H , holds pairs/triples of symbols keyed on the corresponding symbol, resulted in $O(NL \log NL)$ memory used in ESP. In practice, the total number of pairs/triples of symbols is much less than NL . Thus, the memory used for hash table remains small in practice, which is shown in Sec.6. The computation time of ESP is $O(NL)$.

ESP builds characteristic vectors of high dimension (e.g., tens of millions of vectors). Applying FM for RFF to such high dimensional vectors consumes a large amount of memory. In the next section, we present SFM for building RFF space-efficiently.

4 Space-efficient Feature Maps

In this section we present FM for RFF using space also proportional to d and *independent* of the dimension D for vectors of RFF. Our space-efficient FM is called SFM and improves the space usage for generating RFF, which is proportional to dD . From an abstract point of view, RFF is based on a way of constructing a random mapping

$$z_{\mathbf{r}} : \mathbf{R}^d \rightarrow [-1, +1]^2$$

such that for every choice of vectors $\mathbf{x}, \mathbf{y} \in \mathbf{R}^d$ we have

$$\mathbf{E}[z_{\mathbf{r}}(\mathbf{x})' z_{\mathbf{r}}(\mathbf{y})] = K(\mathbf{x}, \mathbf{y}),$$

where K is the kernel function. The randomness of z_v comes from a vector $v \in \mathbf{R}^d$ sampled from an

appropriate distribution \mathcal{D}_k that depends on k (see section 5 for more details), and the expectation is over the choice of \mathbf{r} . For the purposes of this section all we need to know about \mathcal{D}_k is that the d vector coordinates are independently sampled according to the marginal distribution Δ_k .

Since $(z_{\mathbf{r}}(\mathbf{x})' z_{\mathbf{r}}(\mathbf{y}))^2 \leq 1$ we have $\text{Var}(z_{\mathbf{r}}(\mathbf{x})' z_{\mathbf{r}}(\mathbf{y})) \leq 1$, bounded variance, but this in itself does not imply the desired approximation as $K(\mathbf{x}, \mathbf{y}) \approx z_{\mathbf{r}}(\mathbf{x})' z_{\mathbf{r}}(\mathbf{y})$. Indeed, $z_{\mathbf{r}}(\mathbf{x})' z_{\mathbf{r}}(\mathbf{y})$ is a poor estimator of $K(\mathbf{x}, \mathbf{y})$. The accuracy can be improved by increasing the output dimension to $D \geq 2$. Specifically RFF uses $D/2$ *independent* vectors $\mathbf{r}_1, \dots, \mathbf{r}_{D/2} \in \mathbf{R}^d$ sampled from \mathcal{D}_k , and considers FM

$$\mathbf{z} : \mathbf{x} \mapsto \sqrt{\frac{2}{D}} (z_{\mathbf{r}_1}(\mathbf{x}), z_{\mathbf{r}_2}(\mathbf{x}), \dots, z_{\mathbf{r}_{D/2}}(\mathbf{x}))$$

that concatenates the $D/2$ functions values to one D -dimensional vector. Then one can show that $|\mathbf{z}(\mathbf{x})' \mathbf{z}(\mathbf{y}) - k(\mathbf{x}, \mathbf{y})| \leq \varepsilon$ with high probability for $D = \Omega(1/\varepsilon^2)$ sufficiently large.

In order to represent the function \mathbf{z} one needs to store the matrix containing vectors $\mathbf{r}_1, \dots, \mathbf{r}_{D/2}$, which uses space $O(dD)$. Our insight is that the vectors \mathbf{r}_i do not need to be independent to ensure a good approximation. Instead, for a small integer parameter $t \in N$ we *compute* each vector \mathbf{r}_i using a hash function $h : \{1, \dots, D/2\} \rightarrow \mathbf{R}^d$ chosen from a t -wise independent family such that for every i , $h(i)$ comes from distribution \mathcal{D}_k . Then, instead of storing $\mathbf{r}_1, \dots, \mathbf{r}_{D/2}$ we only need to store the description of the hash function h in $O(tN)$ memory. Apriori there seems to be two issues with this approach:

- It is not clear how to construct t -wise independent hash functions whose output has distribution \mathcal{D}_k .
- Is t -wise independence sufficient to ensure results similar to the fully independent setting?

We address these issues in the next two subsections.

4.1 Hash functions with distribution

\mathcal{D}_k

For concreteness we base our construction on the following class of t -wise independent hash functions, where $t \in \mathbf{N}$ is a parameter: For $\mathbf{a} = (a_0, a_1, \dots, a_{t-1}) \in [0, 1]^t$ chosen uniformly at random, let

$$f_{\mathbf{a}}(x) = \sum_{j=0}^{t-1} a_j x^j \bmod 1$$

where $y \bmod 1$ computes the fractional part of $y \in \mathbf{R}$. It can be shown that for any t distinct integer inputs $i_1, \dots, i_t \in \mathbf{N}$, the vector $(f_{\mathbf{a}}(i_1), \dots, f_{\mathbf{a}}(i_t))$ is uniformly distributed in $[0, 1]^t$ [22].

Let CDF^{-1} denote the inverse of the cumulative distribution function of the marginal distribution Δ_k . Then if y is uniformly distributed in $[0, 1]$, $CDF^{-1}(y) \sim \Delta_k$. We can now construct the hash function h where the j th coordinate on input i is:

$$h(i)_j = CDF^{-1}(f_{\mathbf{a}^j}(i))$$

where $\mathbf{a}^1, \dots, \mathbf{a}^n$ are chosen independently from $[0, 1]^k$. We see that for every $i \in \mathbf{N}$, $h(i) = (h(i)_1, \dots, h(i)_n)$ has distribution \mathcal{D}_k . Furthermore, for every set of t distinct integer inputs $i_1, \dots, i_t \in \mathbf{N}$, the hash values $h(i_1), \dots, h(i_t)$ are independent.

4.2 Concentration bounds

We next show that like for RFF, $D = O(1/\varepsilon^2)$ random features suffice to approximate the kernel function within ε error with probability arbitrarily close to 1.

Theorem 1. *For every pair of vectors $\mathbf{x}, \mathbf{y} \in \mathbf{R}^d$, if the mapping \mathbf{z} is constructed as described above using $t \geq 2$ we have for every $\varepsilon > 0$:*

$$\Pr[|\mathbf{z}(\mathbf{x})' \mathbf{z}(\mathbf{y}) - k(\mathbf{x}, \mathbf{y})| \geq \varepsilon] \leq 2/(\varepsilon^2 D) .$$

Proof. Our proof follows the same outline as the standard proof of Chebychev's inequality. Consider the

second central moment:

$$\begin{aligned} & \mathbf{E} \left[(z(\mathbf{x})' z(\mathbf{y}) - k(\mathbf{x}, \mathbf{y}))^2 \right] \\ &= \mathbf{E} \left[\left(\frac{2}{D} \sum_{i=1}^{D/2} z_{h(i)}(\mathbf{x})' z_{h(i)}(\mathbf{y}) - k(\mathbf{x}, \mathbf{y}) \right)^2 \right] \\ &= \mathbf{E} \left[\sum_{i=1}^{D/2} \left(z_{h(i)}(\mathbf{x})' z_{h(i)}(\mathbf{y}) - \frac{D}{2} k(\mathbf{x}, \mathbf{y}) \right)^2 \right] \\ &= \frac{4}{D^2} \sum_{i=1}^{D/2} \mathbf{E} \left[\left(z_{h(i)}(\mathbf{x})' z_{h(i)}(\mathbf{y}) - \frac{D}{2} k(\mathbf{x}, \mathbf{y}) \right)^2 \right] \leq 2/D . \end{aligned}$$

The second equality above uses 2-wise independence, and the fact that $\mathbf{E} \left[\sum_{i=1}^{D/2} z_{h(i)}(\mathbf{x}) \cdot z_{h(i)}(\mathbf{y}) - \frac{D}{2} k(\mathbf{x}, \mathbf{y}) \right] = 0$ to conclude that only $D/2$ terms in the expansion have nonzero expectation. Finally, we have:

$$\begin{aligned} & \Pr[|\mathbf{z}(\mathbf{x})' \mathbf{z}(\mathbf{y}) - k(\mathbf{x}, \mathbf{y})| \geq \varepsilon] \\ & \leq \Pr[(\mathbf{z}(\mathbf{x})' \mathbf{z}(\mathbf{y}) - k(\mathbf{x}, \mathbf{y}))^2 \geq \varepsilon^2] \\ & \leq \mathbf{E}[(\mathbf{z}(\mathbf{x})' \mathbf{z}(\mathbf{y}) - k(\mathbf{x}, \mathbf{y}))^2] / \varepsilon^2 \leq 2/(\varepsilon^2 D), \end{aligned}$$

where the second inequality follows from Markov's inequality. This concludes the proof. \square

In the original analysis of RFF a stronger kind of approximation guarantee was considered, namely approximation of the kernel function for *all* pairs of points \mathbf{x}, \mathbf{y} in a bounded region of \mathbf{R}^d . This kind of result can be achieved by choosing $t \geq 2$ sufficiently large to obtain stronger tail bounds. However, our experiments suggest that the type of point-wise guarantee (i.e., $t = 2$) provided by Theorem 1 is sufficient for an application in kernel approximations.

5 Scalable Alignment Kernels

In this section we present the ESP+SFM algorithm for scalable learning with alignment kernels.

Let us assume a collection of N strings and their labels $(S_1, y_1), (S_2, y_2), \dots, (S_N, y_N)$ where $y_i \in \{0, 1\}$. We define alignment kernels using $EDM(S_i, S_j)$ for

Algorithm 1 Generation of the Cauchy random number using 2-wise independent hash functions. *array₁*, *array₂*: arrays of d 64-bit unsigned integers; *UMAX32*: maximum value of unsigned 32-bit integer; β : a parameter.

```

1: Initialize array1 and array2 with 64-bit random
   numbers.
2: function FUNC_F( $i, j$ )
3:    $t = \text{array}_1[j] \cdot i$ 
4:    $v = (t + \text{array}_2[j]) \gg 32$   $\triangleright$  Get the most
   significant 32-bit of value
5:   return  $v/\text{UMAX32}$   $\triangleright$  Return value in  $[0, 1]$ 
6: function FUNC_H( $i, j$ )
7:    $u = \text{Func\_F}(i, j)$ 
8:   return  $\tan(\pi \cdot (u - 0.5))/\beta$   $\triangleright$  Convert
   random number  $u$  to Cauchy random number

```

Algorithm 2 Construction of RFF by SFM. \mathbf{z} : vector of RFF; D : dimension of \mathbf{z} ; V : characteristic vector; d : dimension of V .

```

1: function SFM( $V$ )
2:   for  $i = 1, \dots, D/2$  do
3:      $s = 0$ 
4:     for  $j = 1, \dots, d$  do
5:        $s = s + V[j] \cdot \text{Func\_H}(i, j)$ 
6:        $\mathbf{z}[2 \cdot i - 1] = \sqrt{\frac{2}{D}} \cdot \sin(s)$ 
7:        $\mathbf{z}[2 \cdot i] = \sqrt{\frac{2}{D}} \cdot \cos(s)$ 
8:   return  $\mathbf{z}$ 

```

each pair of strings S_i and S_j as follows,

$$K(S_i, S_j) = \exp(-EDM(S_i, S_j)/\beta), \quad (1)$$

where β is a parameter. We apply ESP to each S_i for $i = 1, 2, \dots, N$ and build ESP trees T_1, T_2, \dots, T_N . Since ESP approximates $EDM(S_i, S_j)$ as an L_1 distance between characteristic vectors $V(S_i)$ and $V(S_j)$ built from ESP trees T_i and T_j for S_i and S_j , i.e., $EDM(S_i, S_j) \approx \|V(S_i) - V(S_j)\|_1$, we can approximate $K(S_i, S_j)$ as follows,

$$K(S_i, S_j) \approx \exp(-\|V(S_i) - V(S_j)\|_1/\beta). \quad (2)$$

Since Eq.2 is a Laplacian kernel that is also known as a shift invariant kernel [22], we can approximate

$K(S_i, S_j)$ using FM $\mathbf{z}(\mathbf{x})$ for RFF as follows,

$$K(S_i, S_j) \approx \mathbf{z}(V(S_i))' \mathbf{z}(V(S_j)), \quad (3)$$

where

$$\mathbf{z}(\mathbf{x}) = \sqrt{\frac{2}{D}} (\mathbf{z}_{\mathbf{r}_1}(\mathbf{x}), \mathbf{z}_{\mathbf{r}_2}(\mathbf{x}), \dots, \mathbf{z}_{\mathbf{r}_{D/2}}(\mathbf{x})).$$

For Laplacian kernels, $\mathbf{z}_{\mathbf{r}_m}(\mathbf{x})$ for each $m = 1, 2, \dots, D/2$ is defined as

$$\mathbf{z}_{\mathbf{r}_m}(\mathbf{x}) = (\cos(\mathbf{r}_m^\top \mathbf{x}), \sin(\mathbf{r}_m^\top \mathbf{x})) \quad (4)$$

where random vectors $\mathbf{r}_m \in \mathbf{R}^d$ for $m = 1, 2, \dots, D/2$ are sampled from the Cauchy distribution.

Applying FM to high dimensional characteristic vectors consumes huge amount of memory. Thus, we present SFM for RFF using $O(D)$ memory by applying t -wise independent hash functions introduced in Sec.4. We fix $t = 2$ in this study.

Algorithm 1 is a random number generation from Cauchy distribution using $O(d)$ memory. We use two arrays *array₁* and *array₂* initialized with 64-bit random numbers. Function $f_a(x)$ is implemented using *array₁* and *array₂* in *Func_F* and returns a random number in $[0, 1]$ for given i and j as input. Then, random number u returned from *Func_F* is converted to a random number from Cauchy distribution in *Func_H* as $\tan(\pi \cdot (u - 0.5))/\beta$ at line 8. Algorithm 2 implements SFM generating RFF in Eq.4. The computation time and memory for SFM are $O(dDN)$ and $O(d)$, respectively.

5.1 Online learning

Vector of RFF $\mathbf{z}(V(S_i))$ for characteristic vector $V(S_i)$ from ESP for each string S_i can be computed in an online manner, because ESP and SFM are executable in an online manner. By applying online learning of linear SVMs such as passive aggressive algorithm [29] to $\mathbf{z}(V(S_i))$, linear SVMs can be trained in an online manner.

5.2 CGK+SFM

CGK [2, 28] is another string embedding using a randomized algorithm. Let S_i for $i = 1, 2, \dots, N$ be input strings of alphabet Σ and let L be the maximum

Table 2: Summary of datasets.

Dataset	Number	#positives	Alphabet size	Average length
Protein	3,238	96	20	607
DNA	3,238	96	4	1,827
Music	10,261	9,022	61	329
Sports	296,337	253,017	63	307
Compound	1,367,074	57,536	44	53

length of input strings. CGK maps input strings S_i in the edit distance space into strings S'_i of length L in the Hamming space, i.e, the edit distance between each pair S_i and S_j of input strings is approximately preserved by the Hamming distance of the corresponding pair S'_i and S'_j of the mapped strings. See [28] for the detail of CGK.

To apply SFM, we convert mapped strings S'_i in the Hamming space by CGK to characteristic vectors $V^C(S'_i)$ in the L_1 distance space as follows. We view elements $S'_i[j]$ for $j = 1, 2, \dots, L$ as locations (of the nonzero elements) instead of characters. For example, when $\Sigma = \{1, 2, 3\}$, we view each $S'_i[j]$ as a vector of length $|\Sigma| = 3$. If $S'_i[j] = 1$, then we code it as $(0.5, 0, 0)$; if $S'_i[j] = 3$, then we code it as $(0, 0, 0.5)$. We then concatenate those L vectors into one vector $V^C(S'_i[j])$ of dimension $L|\Sigma|$ and with L nonzero elements, resulted in Hamming distance $Ham(S'_i, S'_j) = \|V^C(S'_i) - V^C(S'_j)\|_1$.

Vectors of RFF $\mathbf{z}(V^C(S'_i))$ can be built using SFM. We shall call approximation of alignment kernels using CGK and SFM *CGK+SFM*. CGK+SFM cannot achieve high prediction accuracies in practice, which is shown in Sec.6.

6 Experiments

In this section, we evaluated the performance of ESP+SFM with five massive sting datasets, as shown in Table 2. The "Protein" and "DNA" datasets consist of 3,238 human enzymes obtained from the KEGG GENES database [13], respectively. Each enzyme in "DNA" was coded by a string consisting of four types of nucleotides or bases (i.e., A, T, G, and C). Similarity, each enzyme in "Protein" was coded

by a string consisting of 20 types of amino acids. Enzymes belonging to class 5 in the enzyme commission (EC) numbers in "DNA" and "Protein" have positive labels and the other enzymes have negative labels. There are 96 enzymes with positive labels and 3,142 enzymes with negative labels in "DNA" and "Protein". The "Music" and "Sports" datasets consist of 10,261 and 296,337 reviews of musical instruments products and sports products in English from Amazon [10, 20], respectively. Each review has a rating of five levels. We assigned positive labels to reviews with four or five levels for rating and negative labels to the other reviews. The numbers of positive and negative reviews were 9,022 and 1,239, respectively in "Music". The numbers of positive and negative reviews were 253,017 and 296,337, respectively in "Sports". The "Compound" dataset consists of 1,367,074 bioactive compounds obtained from the PubChem database in the national center for biotechnology information (NCBI) [14]. Each compound was coded by a string representation of chemical structures called *simplified molecular input line entry system (SMILES)*. The biological activities of the compounds for human proteins were obtained from the ChEMBL database. In this study we focused on the biological activity for the human protein microtubule associated protein tau (MAPT). The label of each compound corresponds to the presence or absence of biological activity for MAPT. The numbers of positive and negative compounds were 57,537 and 1,309,537, respectively. We implemented all the methods by C++ and performed all the experiments on one core of a quad-core Intel Xeon CPU E5-2680 (2.8GHz). We stopped the execution of each method if it was not finished within 48 hours in the

Table 3: Execution time in seconds, memory in mega bytes and dimension d of characteristic vectors by ESP and CGK for each dataset.

Data	Protein		DNA		Music		Sports		Compound	
Method	ESP	CGK	ESP	CGK	ESP	CGK	ESP	CGK	ESP	CGK
Time (sec)	1.25	0.87	2.01	2.63	1.86	0.86	47.83	34.08	32.73	28.70
Memory (MB)	1,042.90	0.09	1,049.89	3.38	1,048.30	0.37	1,514.23	0.54	1,165.60	0.08
Dimension d	707,922	4,950,686	969,653	19,192,656	910,110	2,129,505	18,379,173	3,095,844	5,302,660	485,840

experiments. Softwares and datasets used in this experiments are downloadable from ¹.

6.1 Scalability of ESP

First, we evaluated the scalability of ESP in the comparison with CGK. Table 3 shows the execution time, memory and dimension d for characteristic vectors generated by ESP and CGK. ESP and CGK were practically fast enough to build characteristic vectors for large datasets. The executions of ESP and CGK finished within 60 seconds for "Compound" that was the largest dataset consisting of more than 1 million compounds. The memory used in CGK was smaller than that of ESP for each dataset and at most 1.5GB memory was consumed in the execution of ESP. These results demonstrates high scalability of ESP for massive datasets.

Characteristic vectors of very high dimensions were built by ESP and CGK for each dataset. For example, 18 million dimension vectors were built by ESP for the "Sports" dataset. Applying FM to such high dimension characteristic vectors consumed huge amount of memory, deteriorating the scalability of FM. Our proposed SFM can solve the scalability problem, which will be shown in the next subsection.

6.2 Efficiency of SFM

We evaluated the efficiency of SFM applied to characteristic vectors built from ESP and CGK, and compared it with FM. We examined combinations of characteristic vectors and projected vectors of ESP+FM, ESP+SFM, CGK+FM and CGK+SFM. The dimension D of projected vectors of RFF was examined for $D = \{128, 512, 2048, 8192, 16384\}$.

Figure 5 shows the memory consumed in SFM and FM for characteristic vectors built by ESP and CGK for each dataset. Huge amount of memory was consumed in FM for high dimension characteristic vectors and projected vectors. Around 1.1TB and 323GB memories were consumed by ESP+FM for $D = 16,384$ in the results of "Sports" and "Compound", respectively, which prevented us from building high dimension vectors of RFF. The memory required by SFM was linear to dimension d of characteristic vectors for each dataset. Only 280MB and 80MB were consumed by ESP+SFM for $D = 16,384$ in the results of "Sports" and "Compound", respectively. These results suggest that ESP+SFM enables dramatical reduction of required memory, compared with ESP+FM.

Figure 6 shows the execution time for building projected vectors for each dataset. The execution time increased linearly to dimension D for each method and SFM built 16,384 dimension vectors of RFF for "Compound" in around 9 hours.

We evaluated the accuracies of our approximations of alignment kernels by the average error of RFF defined as

$$\frac{\sum_{i=1}^N \sum_{j=i}^N |K(S_i, S_j) - \mathbf{z}(V(S_i))' \mathbf{z}(V(S_j))|}{N(N+1)/2},$$

where $K(S_i, S_j)$ was defined as Eq. 2 and $\beta = 1$ was fixed. The average error of SFM was compared with that of FM for each dataset. Table 4 shows the average errors of SFM and FM using characteristic vectors built from ESP for each dataset. The average errors were almost the same between ESP+SFM and ESP+FM for all datasets and dimension D . The accuracies of FM were preserved in SFM while achieving the dramatical reduction of memory required for FM. The same tendencies were observed for the av-

¹<https://sites.google.com/view/alignmentkernels/home>

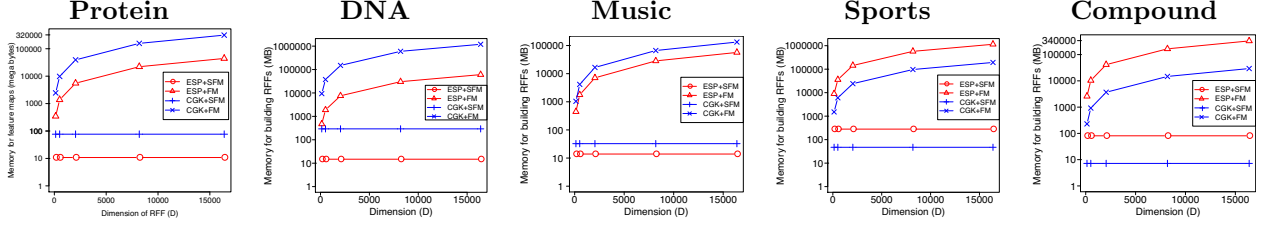


Figure 5: Memory in mega bytes for building vectors of RFF for various dimensions D .

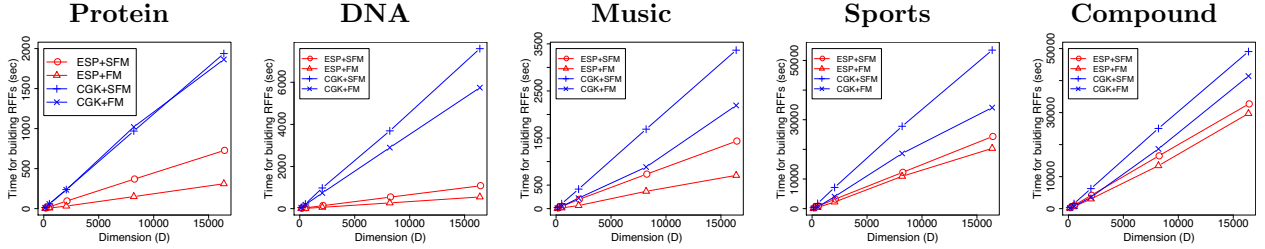


Figure 6: Time in seconds for building vectors of RFF for various dimensions D .

erage errors of SFM in combination with CGK, as shown in Table 5

6.3 Classification performance of ESP+SFM

We evaluated the classification abilities of ESP+SFM, CGK+SFM, LAK and GAK. We used an implementation of LAK downloadable from ². In addition, Laplacian kernels with characteristic vectors of ESP and CGK in Eq.2 were evaluated and denoted as ESP+Kernel and CGK+Kernel, respectively. We used LIBLINEAR [7] for training linear SVMs with ESP+SFM and CGK+SFM. We trained non-linear SVMs with GAK, LAK, ESP+Kernel and CGK+Kernel using LIBSVM [3]. We performed 3-fold cross-validation for each dataset and measured the prediction accuracy by the area under the ROC curve (AUC). The dimension D of vectors of RFF was examined for $D = \{128, 512, 2048, 8192, 16384\}$. We selected the best parameter achieving the highest AUC among all combinations of kernel's parameter $\beta = \{1, 10, 100, 1000, 10000\}$ and SVM's parameter

$$C = \{0.001, 0.01, 0.1, 1, 10, 100\}$$

Table 6 shows the execution time for building RFF and computing kernel matrices in addition to training linear/non-linear SVMs for each method. LAK was applied to only "Protein" because its scoring function was optimized for protein sequences. It took 9 hours for LAK to finish the execution, which was the most time-consuming among all methods on "Protein". The execution of GAK finished within 48 hours for only "Protein" and "Music" and it took around 7 hours and 28 hours for "Protein" and "Music", respectively. The execution of ESP+Kernel and CGK+Kernel did not finish with 48 hours for "Sports" and "Compound". These results suggest that existing alignment kernels are not suitable for applications to massive string datasets. The executions of ESP+SFM and CGK+SFM finished with 48 hours for all datasets. ESP+SFM and CGK+SFM took around 9 hours and 13 hours, respectively, for "Compound" consisting of 1.3 million strings in the setting of large $D = 16382$.

Figure 7 shows the memory consumed for training linear/non-linear SVMs for each method, where GAK, LAK, ESP+Kernel, CGK+Kernel are represented as "Kernel". "Kernel" required small mem-

²<http://sunflower.kuicr.kyoto-u.ac.jp/~hiroto/project/sorted-index/>

Table 4: Average error by ESP+SFM and ESP+FM for each dataset. All values are multiplied by 10^2 .

Method	Protein	DNA	Music	Sports	Compound
ESP+SFM(D=128)	7.054(± 5.320)	7.051(± 5.318)	7.058(± 5.318)	7.058(± 5.319)	7.057(± 5.31)
ESP+FM(D=128)	7.055(± 5.321)	7.054(± 2.664)	7.059(± 5.318)	7.059(± 5.320)	7.057(± 5.318)
ESP+SFM(D=512)	3.523(± 2.662)	3.526(± 2.663)	3.526(± 2.662)	3.525(± 2.662)	3.527(± 2.662)
ESP+FM(D=512)	3.526(± 2.665)	3.526(± 2.666)	3.526(± 2.663)	3.526(± 2.663)	3.526(± 2.662)
ESP+SFM(D=2048)	1.762(± 1.332)	1.762(± 1.332)	1.762(± 1.332)	1.762(± 1.332)	1.761(± 1.331)
ESP+FM(D=2048)	1.763(± 1.332)	1.762(± 1.332)	1.762(± 1.331)	1.763(± 1.331)	1.762(± 1.331)
ESP+SFM(D=8192)	0.881(± 0.666)	0.881(± 0.665)	0.879(± 0.665)	0.881(± 0.665)	0.876(± 0.664)
ESP+FM(D=8192)	0.880(± 0.666)	0.881(± 0.666)	0.881(± 0.666)	0.881(± 0.666)	0.881(± 0.665)
ESP+SFM(D=16384)	0.623(± 0.471)	0.623(± 0.470)	0.621(± 0.470)	0.623(± 0.470)	0.606(± 0.461)
ESP+FM(D=16384)	0.628(± 0.470)	0.623(± 0.471)	0.623(± 0.471)	0.623(± 0.471)	0.623(± 0.471)

Table 5: Average error by CGK+SFM and CGK+FM for each dataset. All values are multiplied by 10^2 .

Method	Protein	DNA	Music	Sports	Compound
CGK+SFM(D=128)	7.056(± 5.319)	7.051(± 5.318)	7.059(± 5.320)	7.057(± 5.319)	7.056(± 5.317)
CGK+FM(D=128)	7.054(± 5.316)	7.055(± 5.322)	7.059(± 5.319)	7.057(± 5.319)	7.060(± 5.319)
CGK+SFM(D=512)	3.524(± 2.662)	3.526(± 2.663)	3.526(± 2.662)	3.525(± 2.662)	3.525(± 2.661)
CGK+FM(D=512)	3.523(± 2.664)	3.526(± 2.664)	3.527(± 2.661)	3.525(± 2.662)	3.527(± 2.663)
CGK+SFM(D=2048)	1.761(± 1.331)	1.762(± 1.332)	1.763(± 1.332)	1.763(± 1.332)	1.762(± 1.331)
CGK+FM(D=2048)	1.762(± 1.332)	1.761(± 1.331)	1.332(± 1.763)	1.762(± 1.331)	1.763(± 1.331)
CGK+SFM(D=8192)	0.881(± 0.662)	0.881(± 0.665)	0.881(± 0.665)	0.881(± 0.665)	0.869(± 0.663)
CGK+FM(D=8192)	0.881(± 0.666)	0.881(± 0.666)	0.881(± 0.666)	0.881(± 0.665)	0.881(± 0.666)
CGK+SFM(D=16384)	0.623(± 0.471)	0.623(± 0.470)	0.632(± 0.470)	0.623(± 0.470)	0.589(± 0.453)
CGK+FM(D=16384)	0.623(± 0.471)	0.623(± 0.470)	0.632(± 0.471)	0.623(± 0.470)	0.623(± 0.470)

ory for relatively small datasets such as "Protein", "DNA" and "Music", but it required huge memory for relatively large datasets such as "Sports" and "Compound". For example, it consumed 654GB and 1.3TB memories for "Sports" and "Compound", respectively. The memories for ESP+SFM and CGK+SFM were at least one order magnitude smaller than those of "Kernel". ESP+SFM and CGK+SFM required 36GB and 166GB memories for "Sports" and "Compound" in the setting of large $D = 16382$, respectively. These results demonstrated high memory-efficiency of ESP+SFM and CGK+SFM.

and CGK+SFM improved for larger D . The prediction accuracy of ESP+SFM was higher than that of CGK+SFM for any D on all datasets and competitive to those of LAK, GAK, ESP+Kernel and CGK+Kernel. These results suggest that ESP+SFM can achieve high classification accuracy and it is much more efficient than the other methods in terms of memory and time for building RFF and training linear SVMs.

Figure 8 shows the classification accuracy of each method. The prediction accuracies of ESP+SFM

Table 6: Training time in seconds for linear/non-linear SVMs with each method.

Method	Protein	DNA	Music	Sports	Compound
ESP+SFM(D=128)	5	8	11	204	261
ESP+SFM(D=512)	22	34	47	799	1,022
ESP+SFM(D=2048)	93	138	193	3,149	4,101
ESP+SFM(D=8192)	367	544	729	12,179	16,425
ESP+SFM(D=16384)	725	1,081	1,430	24,282	32,651
CGK+SFM(D=128)	14	52	26	452	397
CGK+SFM(D=512)	60	222	104	1,747	1,570
CGK+SFM(D=2048)	237	981	415	7,156	6,252
CGK+SFM(D=8192)	969	3,693	1,688	27,790	25,054
CGK+SFM(D=16384)	1,937	7,596	3,366	53,482	49,060
LAK	31,718	-	-	-	-
GAK	25,252	>48h	101,079	>48h	>48h
ESP+Kernel	20	28	162	>48h	>48h
CGK+Kernel	31	95	196	>48h	>48h

7 Conclusions and Future Work

We presented the first approximation of alignment kernels for solving large-scale classifications of string datasets. Our method called ESP+SFM has the following appealing properties:

1. **Scalability:** ESP+SFM is applicable to massive string data (see Section 6).
2. **Fast training:** ESP+SFM trains SVMs fast (see Section 6.3).
3. **Space efficiency:** ESP+SFM trains SVMs space-efficiently (see Section 6.3).
4. **Prediction accuracy:** ESP+SFM can achieve high prediction accuracy (see Section 6.3).
5. **Online learning:** ESP+SFM can train SVMs with alignment kernels in an online manner (see Section 5.1).

We developed novel space-efficient feature maps named SFM for RFF and applied to approximations of alignment kernels, but in principle it is useful for scaling up other kernel approximations using FM. Thus, an important feature work is to apply SFM to other kernel approximations, Such extensions will be

important to scale up kernel methods to be applied in various machine learning applications.

8 Acknowledgments

We thank Takaaki Nishimoto and Ninh Pham for useful discussions of kernel approximation methods. The research of Rasmus Pagh has received funding from the European Research Council under the European Union’s 7th Framework Programme (FP7/2007-2013) / ERC grant agreement no. 614331.

References

- [1] C. Bahlmann, B. Haasdonk, and H. Burkhardt. Online handwriting recognition with support vector machines-a kernel approach. In *Proceedings of the 8th International Workshop on Frontiers in Handwriting Recognition*, pages 49–54, 2002.
- [2] D. Chakraborty, E. Goldenberg, and M. Koucký. Streaming algorithms for embedding and computing edit distance in the low distance regime.

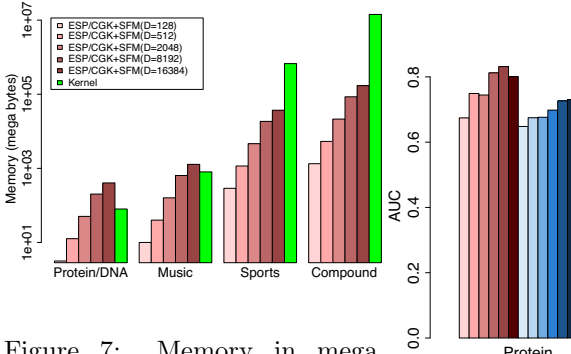


Figure 7: Memory in mega bytes for training SVMs for each method. "Kernel" represents GAK, LAK, ESP+Kernel and CGK+Kernel.

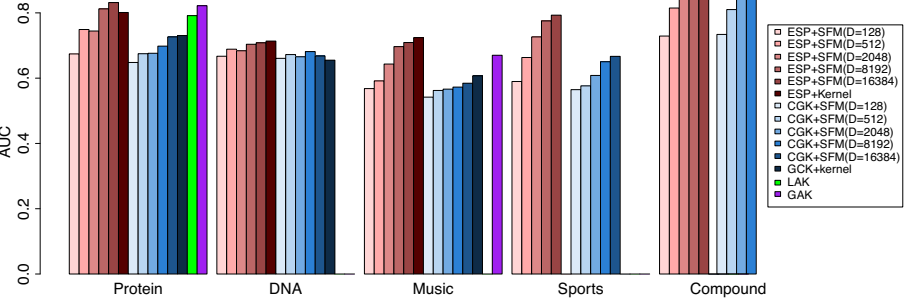


Figure 8: AUC for each method.

- In *Proceedings of the 48th annual ACM symposium on Theory of Computing*, pages 715–725, 2016.
- [3] C. C. Chang and C. J. Lin. LIBSVM: A library for support vector machines. *ACM Transactions on Intelligent Systems and Technology*, pages 27:1–27:27, 2011.
 - [4] G. Cormode and S. Muthukrishnan. The string edit distance matching problem with moves. *ACM Transactions on Algorithms*, 3:2:1–2:19, 2007.
 - [5] M. Cuturi. Fast global alignment kernels. In *Proceedings of the 28th International Conference on Machine Learning*, pages 929–936, 2011.
 - [6] M. Cuturi, J. P. Vert, Ø. Birkenes, and T. Matsui. A kernel for time series based on global alignments. In *Proceedings of the 2007 IEEE International Conference on Acoustics, Speech and Signal Processing*, pages 413–416, 2007.
 - [7] R. E. Fan, K. W. Chang, C. J. Hsieh, X. R. Wang, and C. J. Lin. LIBLINEAR: A library for large linear classification. *Journal of Machine Learning Research*, 9:1871–1874, 2008.
 - [8] M. C. Ferris and T. S. Munson. Interior-point methods for massive support vector ma-

chines. *SIAM Journal of Optimization*, 13:783–804, 2003.

- [9] T. Gärtner. A survey of kernels for structured data. *ACM SIGKDD Explorations Newsletter*, 5:49–58, 2003.
- [10] R. He and J. McAuley. Ups and downs: Modeling the visual evolution of fashion trends with one-class collaborative filtering. In *Proceedings of the 25th International World Wide Web Conference*, pages 507–517, 2016.
- [11] T. Hofmann, B. Schölkopf, and A. J. Smola. Kernel methods in machine learning. *The Annals of Statistics*, 36:1171–1220, 2008.
- [12] T. Joachims. Training linear SVMs in linear time. In *Proceedings of the 12th ACM Conference on Knowledge Discovery and Data Mining*, pages 217–226, 2006.
- [13] M. Kanehisa, M. Furumichi, M. Tanabe, Y. Sato, and K. Morishima. Kegg: new perspectives on genomes, pathways, diseases and drugs. *Nucleic Acids Research*, 45:D353–D361, 2017.
- [14] S. Kim, P. A. Thiessen, E. E. Bolton, J. Chen, G. Fu, A. Gindulyte, L. Han, J. He, S. He, B. A. Shoemaker, J. Wang, B. Yu, J. Zhang, and S. H. Bryant. Pubchem substance and

- compound databases. *Nucleic Acids Research*, 44:D1202–D1213, 2016.
- [15] C. Leslie, E. Eskin, and W. S. Noble. The spectrum kernel: a string kernel for svm protein classification. In *Proceedings of the 7th Pacific Symposium on Biocomputing*, pages 566–575, 2002.
- [16] P. Li. Linearized GMM kernels and normalized random fourier features. In *Proceedings of the 23rd ACM SIGKDD International Conference on Knowledge Discovery and Data Mining*, pages 315–324, 2017.
- [17] P. Li, A. Shrivastava, J. Moore, and A. C. Köning. Hashing algorithms for large-scale learning. In *Proceedings of the 24th International Conference on Neural Information Processing Systems*, pages 2672–2680, 2011.
- [18] H. Lodhi, C. Saunders, J. Shawe-Taylor, N. Cristianini, and C. Watkins. Text classification using string kernels. *Journal of Machine Learning Research*, 2:419–444, 2002.
- [19] S. Maruyama, Y. Tabei, H. Sakamoto, and K. Sadakane. Fully-online grammar compression. In *Proceedings of International Symposium on String Processing and Information Retrieval*, pages 218–229, 2013.
- [20] J. McAuley, C. Targett, J. Shi, and A. van den Hagel. Image-based recommendations on styles and substitutes. In *Proceedings of the 38th International ACM SIGIR Conference on Research and Development in Information Retrieval*, pages 43–52, 2015.
- [21] N. Pham and R. Pagh. Fast and scalable polynomial kernels via explicit feature maps. In *Proceedings of the 19th ACM SIGKDD International Conference on Knowledge Discovery and Data Mining*, pages 239–247, 2013.
- [22] A. Rahimi and B. Recht. Random features for large-scale kernel machines. In *Proceedings of the 21st Conference on Neural Information Processing Systems*, pages 1177–1184, 2007.
- [23] H. Saigo, J. P. Vert, N. Ueda, and T. Akutsu. Protein homology detection using string alignment kernels. *Bioinformatics*, 20:1682–1689, 2004.
- [24] D. Shapira and J. A. Storer. Edit distance with move operations. In *Proceedings of the 13th Symposium on Combinatorial Pattern Matching*, volume 2373, pages 85–98, 2002.
- [25] H. Shimodaira, K. Noma, M. Nakai, and S. Sagayama. Dynamic time-alignment kernel in support vector machine. In *Proceedings of the 14th Advances in Neural Information Processing Systems*, pages 921–928, 2001.
- [26] T. F. Smith and M. S. Waterman. Identification of common molecular subsequences. *Journal of Molecular Biology*, 147:195–197, 1981.
- [27] Y. Takabatake, Y. Tabei, and H. Sakamoto. Improved ESP-index: A practical self-index for highly repetitive texts. In *Proceedings of the 13th International Symposium on Experimental Algorithms*, pages 338–350, 2014.
- [28] EmbedJoin: Efficient Edit Similarity Joins via Embeddings. Zhang, h. and zhang, q. In *Proceedings of the 23rd SIGKDD International Conference on Knowledge Discovery and Data Mining*, pages 585–594, 2017.
- [29] J. Wang, P. Zhao, and C. S. Holi. Exact soft confidence-weighted learning. In *Proceedings of the 29th International Conference on Machine Learning*, pages 121–128, 2012.
- [30] F. Zhou, F. De la Torre, and J. F. Cohn. Unsupervised discovery of facial events. In *Proceedings of the 2010 IEEE Computer Society Conference on Computer Vision and Pattern Recognition*, pages 2574–2581, 2010.